

Mott-Hubbard Transition and Spin Liquid State on the Pyrochlore Lattice

Nyayabanta Swain^(a,b), Rajarshi Tiwari^(c) and Pinaki Majumdar^(a,b)

(a) Harish-Chandra Research Institute, Chhatnag Road, Jhusi, Allahabad 211019, India

(b) Homi Bhabha National Institute, Training School Complex, Anushakti Nagar, Mumbai 400085, India

(c) School of Physics and CRANN, Trinity College, Dublin 2, Ireland

(Dated: July 19, 2022)

The pyrochlore lattice involves corner sharing tetrahedra and the resulting geometric frustration is believed to suppress any antiferromagnetic order for Mott insulators on this structure. There are nevertheless short range correlations which could be vital near the Mott-Hubbard insulator-metal transition. We use a static auxiliary field based Monte Carlo to study this problem in real space on reasonably large lattices. The method reduces to unrestricted Hartree-Fock at zero temperature but captures the key magnetic fluctuations at finite temperature. Our results reveal that increasing interaction drives the non magnetic (semi) metal to a ‘spin disordered’ metal with small local moments, at some critical coupling, and then, through a small pseudogap window, to a large moment, gapped, Mott insulating phase at a larger coupling. The spin disordered metal has a finite residual resistivity which grows with interaction strength, diverging at the upper coupling. We present the resistivity, optical conductivity, and density of states across the metal-insulator transition and for varying temperature. These results set the stage for the more complex cases of Mott transition in the pyrochlore iridates and molybdates.

Keywords: pyrochlore lattice, Mott transition, geometric frustration, spin liquid

I. INTRODUCTION

The presence of geometric frustration disfavours long range antiferromagnetic order and promotes a complex magnetic state in insulating magnets with short range interaction^{1,2}. Two complications arise in magnetic insulators close to a Mott insulator-metal transition (IMT): (i) the ‘virtual hopping’ of the electrons mediate long range and multispin coupling, and (ii) the *magnitude* of the local moments weaken as the system is pushed towards the IMT. The first effect can lift the degeneracy of the short range model and promote an ordered state while the second tends to destroy the magnetic state altogether. The outcome of this interplay is lattice specific^{3,4}, of relevance to several real life materials, and requires tools beyond those usually applied in frustrated magnetism.

The possibilities in charge transport are also interesting. While the large moment, gapped, Mott phase is insulating, the strong suppression of the moment near the IMT, and possible orientational randomness due to frustration, can generate a ‘bad metal’ state on the disordered magnetic background. Such a state can involve a pseudogap, an unusually large low temperature resistivity^{5–7}, and, possibly, anomalous Hall response if the moments organise in a non coplanar manner⁸.

The pyrochlores are a fascinating structure⁹ to explore these effects. In the deep Mott state on a pyrochlore lattice, where one expects only nearest neighbour antiferromagnetic coupling, the effective model can be written as a sum, over the tetrahedra, of squares of the total moment in each tetrahedron^{10,11}. The minimum of this is infinitely degenerate since the four spins at the vertices of each tetrahedron just need to satisfy a zero vector sum. The appearance of longer range couplings as the electron-electron Hubbard repulsion reduces (or the bandwidth increases) can, potentially, lift the degeneracy and promote some ordered state. The transport and spectral character between the spin liquid Mott insulator and the band semi-metal is also not known.

There are, remarkably, experimental realisations of Mott physics on the pyrochlore structure as observed in the rare

earth molybdates^{12–17} and iridates^{18–21}. These, however, involve 4d or 5d electrons and require Hund’s coupling or spin-orbit interaction, in addition to the Hubbard interaction, for a successful description. To set the stage for these more realistic but complex models this paper focuses on the role of just the Hubbard interaction on the half filled pyrochlore lattice. We address two broad questions: (i) What is the nature of the magnetic state as one moves towards weaker interaction in the Mott insulator, in particular what are the magnetic correlations near the IMT? (ii) What is the impact of these magnetic correlations on electron physics (resistivity, optics, spectral features) near the IMT?

Our main results, using a real space static auxiliary field based method, are the following: (i) Increasing interaction in the ground state leads successively to a small moment metal, then a narrow insulating pseudogap window, and finally to the gapped Mott insulator. (ii) The resistivity and the low energy density of states have a *strongly non monotonic* temperature dependence near the metal-insulator transition (MIT). (iii) The finite moment phases, from near the MIT to the deep Mott regime, *are all disordered*. Well in the Mott phase they display what seem (within the limits of our system size) to be power law spatial correlations that survive to a small finite temperature.

The paper is organised as follows. In the next section we provide a summary of existing results on the pyrochlore structure - in particular the Heisenberg and Hubbard models. This is followed by a description of our method. The next section presents results on the phase diagram, density of states, transport, and optics, across the MIT. The final section expands on a few issues like effective models for the magnetism, computational issues, and the magnetic structure factor.

II. PREVIOUS WORK

The pyrochlore Heisenberg antiferromagnet model, which describes the deep Mott limit, has been well studied, the Hub-

bard model much less so. We summarise the key results from these and then move to our method and results.

A. Pyrochlore Heisenberg model

While the Hubbard model at half-filling and large interaction maps on to the $S = 1/2$ Heisenberg antiferromagnet, we provide a more general discussion of this model below.

The nearest-neighbor *classical* Heisenberg antiferromagnet, $H = J \sum_{\langle ij \rangle} \mathbf{S}_i \cdot \mathbf{S}_j$, $J > 0$, on the pyrochlore lattice does not show any magnetic order down to zero temperature^{10,11} ($T = 0$). The model can be written as $H \equiv (J/2) \sum_{\alpha} \mathbf{P}_{\alpha}^2$, upto a constant, where $\mathbf{P}_{\alpha} = \sum_{i=1}^4 \mathbf{S}_i$, where the \mathbf{S}_i are spins on the tetrahedron α . The ground state needs to satisfy the constraint $\mathbf{P}_{\alpha} = 0$ for all α . This results in an infinitely degenerate manifold of possible configurations $\{\mathbf{S}_i\}$. It has been established that there are no internal energy barriers between these degenerate minima at $T = 0$, and no free energy barriers at finite T , precluding a freezing transition either¹¹. Since the moments are corner shared between tetrahedra, the constraints lead to a correlated spin structure. The ‘disordered’ but long range correlated state generates characteristic features in the magnetic structure factor, appearing as “bow ties”²² or “pinch-points”²³, indicative of power-law correlations^{23,24}.

In the *semiclassical*, $S \gg 1$, case the classical degeneracy is partially lifted by the zero-point energy of quantum fluctuations at harmonic order, but there remains an infinite manifold of degenerate collinear ground states²⁵. Further quantum fluctuations at anharmonic order break the degeneracy between the various harmonic ground states, yet they leave out a massive but nonextensive degeneracy (smaller than the harmonic ground state)²⁶.

The ground state for $S = 1/2$ is argued to be a quantum spin liquid^{27–29}. This spin-singlet ground state has a finite energy gap for triplet excitations. The spin-spin correlation function decays exponentially with distance with a correlation length shorter than the lattice spacing²⁷.

B. Pyrochlore Hubbard model

Heisenberg interactions beyond nearest neighbour, induce transitions to various ordered phases (e.g. collinear, nematic and multiple- \mathbf{q} order)^{30–32}. Also, easy axis anisotropy, long-range dipolar interaction, *etc.*, lead to multiple- \mathbf{q} ordered phases³³. It has been argued that beyond the Heisenberg limit the half-filled Hubbard model on the pyrochlore lattice can be expressed as a highly frustrated intra-tetrahedral spin model with weak inter-tetrahedral perturbations²⁹. This model has an exactly solvable Klein point, about which the ground state is a three-dimensional quantum spin liquid over an extended parameter region. This spin-liquid state hosts massive spinon excitations, which are deconfined and move in all three dimensions within the lattice²⁹. For the Hubbard model on the pyrochlore lattice, the only work on the Mott transition, that we know of, suggests a transition from a semi-metal to a spin

liquid Mott insulator³⁴. However, detailed properties near the IMT are not available.

C. Hubbard with additional interactions

In the pyrochlore iridates $\text{R}_2\text{Ir}_2\text{O}_7$, both the R (rare earth or Y) and the Ir live in two interpenetrating pyrochlore structure. Their physics is mainly dictated by the 5d electrons of Ir, which have strong spin-orbit coupling and moderate Hubbard repulsion U (due to large spatial extent of 5d orbitals). This strong spin-orbit coupling lifts the orbital degeneracy of 5d electrons, reduces the bandwidth and leads to an effective single band description in terms of pseudo-spin $j_{\text{eff}} = 1/2$ states. In the absence of U , the ground state is a semi-metal or topological insulator depending on the ratio of spin-orbit coupling and hopping³⁵ (t). This picture remains unchanged for weak U/t . For strong U/t , Hartree-Fock calculation shows the system becoming an “all-in-all-out” magnetic insulator. Near the magnetic transition, a topological Weyl semi-metal phase shows up³⁵. A more elaborate C-DMFT calculation confirms this scenario³⁶.

In the pyrochlore molybdates $\text{R}_2\text{Mo}_2\text{O}_7$, the physics is mainly governed by the 4d electrons of Mo. The presence of trigonal crystal field and strong Hund’s coupling leads to band narrowing³⁷. Electron correlation then acts on a background involving double exchange ferromagnetism competing with superexchange antiferromagnetism. A Hartree-Fock calculation shows the possible spin and orbital order in the ground state for the molybdates³⁸.

III. MODEL AND METHOD

We study the single band Hubbard model, with nearest neighbour hopping, on the pyrochlore lattice:

$$H = H_0 + U \sum_i n_{i\uparrow} n_{i\downarrow} \quad (1)$$

where $H_0 = \sum_{ij,\sigma} (t_{ij} - \mu \delta_{ij}) c_{i\sigma}^\dagger c_{j\sigma}$. The $t_{ij} = -t$ for nearest neighbour hopping on the pyrochlore lattice and $U > 0$ is the Hubbard repulsion. We will set $t = 1$. The chemical potential μ is varied to maintain the density at $n = 1$ as the interaction and temperature T are varied.

We use a Hubbard-Stratonovich (HS) transformation³⁹ that introduces a vector field $\mathbf{m}_i(\tau)$ and a scalar field $\phi_i(\tau)$ at each site to decouple the interaction. This decomposition^{40,41} retains the rotation invariance of the Hubbard model, and hence the correct low energy excitations, and reproduces unrestricted Hartree-Fock theory at $T = 0$.

We treat the \mathbf{m}_i and ϕ_i as classical fields, *i.e.*, neglect their time dependence, but completely retain the *thermal fluctuations* in \mathbf{m}_i . ϕ_i is treated at the saddle point level, *i.e.*, $\phi_i \rightarrow \langle \phi_i \rangle = (U/2) \langle n_i \rangle = U/2$ at half-filling, since charge fluctuations would be penalised at temperatures $T \ll U$. Retaining the spatial fluctuations of \mathbf{m}_i allows us to estimate T_c scales, and access the crucial thermal effects on transport. In

the literature the overall scheme is known as the ‘static path approximation’ (SPA) to the functional integral for the partition function^{42,43}. We have used it in the past to address the Mott transition on the triangular⁴⁴ lattice. Others have used it successfully in superconductors⁴³, *etc.* We will discuss the limitations of this scheme later in the paper.

Within this approach the half-filled Hubbard problem is mapped on to electrons coupled to the field \mathbf{m}_i , which itself follows a distribution function $P\{\mathbf{m}_i\}$.

$$H_{eff} = H_0 - \frac{U}{2} \sum_i \mathbf{m}_i \cdot \vec{\sigma}_i + \frac{U}{4} \sum_i \mathbf{m}_i^2$$

$$P\{\mathbf{m}_i\} \propto \text{Tr}_{cc^\dagger} e^{-\beta H_{eff}} \quad (2)$$

where the chemical potential μ in H_0 is replaced by $\tilde{\mu} = \mu - \frac{U}{2}$. H_{eff} can be seen as comprising of an electronic Hamiltonian, H_{el} (the first two terms) and the classical ‘stiffness’ $H_{cl} = \frac{U}{4} \sum_i \mathbf{m}_i^2$. In an exact calculation, where the dynamics of \mathbf{m}_i and ϕ_i are retained, H_{eff} would be replaced by an effective action while P would be replaced by a fermion determinant in the $\{\mathbf{m}, \phi\}$ background.

Within SPA H_{eff} and $P\{\mathbf{m}_i\}$ define a coupled fermion-local moment problem. If the moments are large and random the electronic problem requires numerical diagonalisation. Similarly, the $P\{\mathbf{m}_i\}$ cannot be written down in closed form since the fermion free energy is not known for arbitrary $\{\mathbf{m}_i\}$ background. The method of choice in these situations is a combination of Monte Carlo (MC) for updating the \mathbf{m}_i with exact diagonalisation (ED) of the fermion Hamiltonian for computing the Metropolis update cost.

To access large sizes within limited time, we use a cluster algorithm for estimating the update cost. The energy cost of updating the variable \mathbf{m}_i is computed by diagonalizing a cluster (of size N_c , say) constructed around the site \mathbf{R}_i . We have

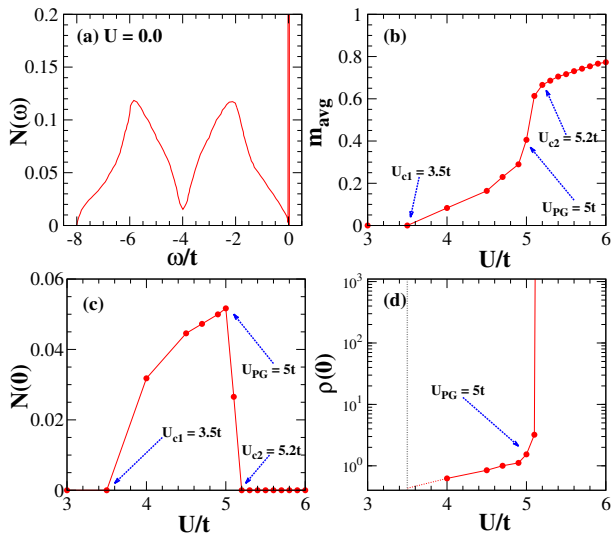


FIG. 1. Colour online: (a) Tight binding density of states for the pyrochlore lattice. (b)-(d) Results at $T = 0$ for: (b) variation of the average local moment m_{avg} , (c) the density of states, $N(0)$, at the Fermi level, and (d) the resistivity $\rho(T = 0)$.

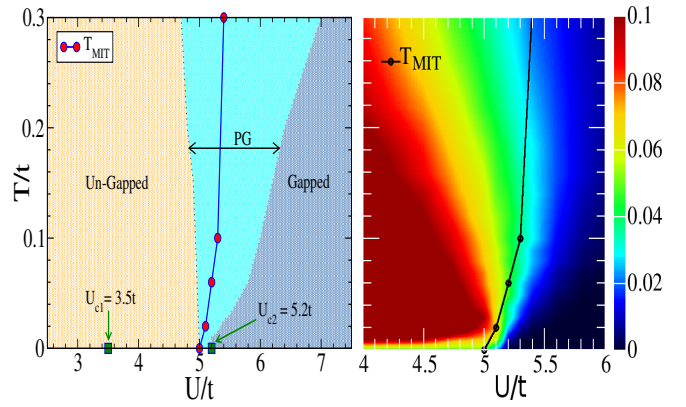


FIG. 2. Colour online: Phase diagram (left) and the density of states at the Fermi level (right) for varying U and T . Local moments appear at U_{c1} but the state remains metallic, turning insulating at U_{c2} . PG refers to a pseudogap state and the metal-insulator transition line separates regions with opposite signs of $d\rho/dT$. The right panel highlights the ‘re-entrant’ feature in the low energy DOS with increasing temperature. To avoid clutter we have not marked the U_{PG} scale in the ground state in the left figure.

extensively benchmarked this method⁴⁵. Results in this paper are obtained for lattices of 6^3 unit cells with 4 atoms per unit cell, using a cluster with $3^3 \times 4$ atoms.

Electronic properties are calculated by diagonalising H_{el} on the full lattice for equilibrium $\{\mathbf{m}_i\}$ configurations. From the equilibrium configurations we compute the single particle density of states (DOS) as $N(\omega) = \frac{1}{2N} \langle \sum_n \delta(\omega - \epsilon_n) \rangle$ where $\langle \dots \rangle$ indicates thermal average over equilibrium configurations. For a $L \times L \times L$ pyrochlore lattice, the total number of lattice sites $N = 4L^3$. We calculate the optical conductivity by using the Kubo formula⁴⁶ as follows,

$$\sigma^{xx}(\omega) = \frac{\sigma_0}{N} \sum_{n,m} \frac{f(\epsilon_n) - f(\epsilon_m)}{\epsilon_m - \epsilon_n} |J_x^{nm}|^2 \delta(\omega - (\epsilon_m - \epsilon_n))$$

where $J_x^{nm} = \langle n | J_x | m \rangle$ and J_x is the current operator, given by,

$$J_x = -i \sum_{i,\sigma} [tc_{i,\sigma}^\dagger c_{i+\hat{x},\sigma} - \text{hc}]$$

$f(\epsilon_n)$ is the Fermi function, ϵ_n and $|n\rangle$ are the single particle eigenvalues and eigenstates of $H_{el}\{\mathbf{m}_i\}$ respectively. The conductivity is in units of $\sigma_0 = e^2/(\hbar a_0)$, where a_0 is the lattice constant. The d.c. conductivity is obtained as a low frequency average of the optical conductivity over a window $\sim 0.05t$. We calculate average local magnetic moment $m_{avg} = \frac{1}{N} \sum_i \langle |\mathbf{m}_i| \rangle$ and their distribution $P(m) = \frac{1}{N} \langle \sum_i \delta(m - |\mathbf{m}_i|) \rangle$ from the equilibrium configurations. The magnetic structure factor is computed as $S(\mathbf{q}) = \frac{1}{N^2} \sum_{ij} \langle \mathbf{m}_i \cdot \mathbf{m}_j \rangle e^{i\mathbf{q} \cdot (\mathbf{r}_i - \mathbf{r}_j)}$ at each temperature. The rapid growth of a mode at some $\mathbf{q} = \mathbf{Q}$ (say) indicates the onset of magnetic order. Our results are averaged over 100 equilibrium Monte Carlo configurations.

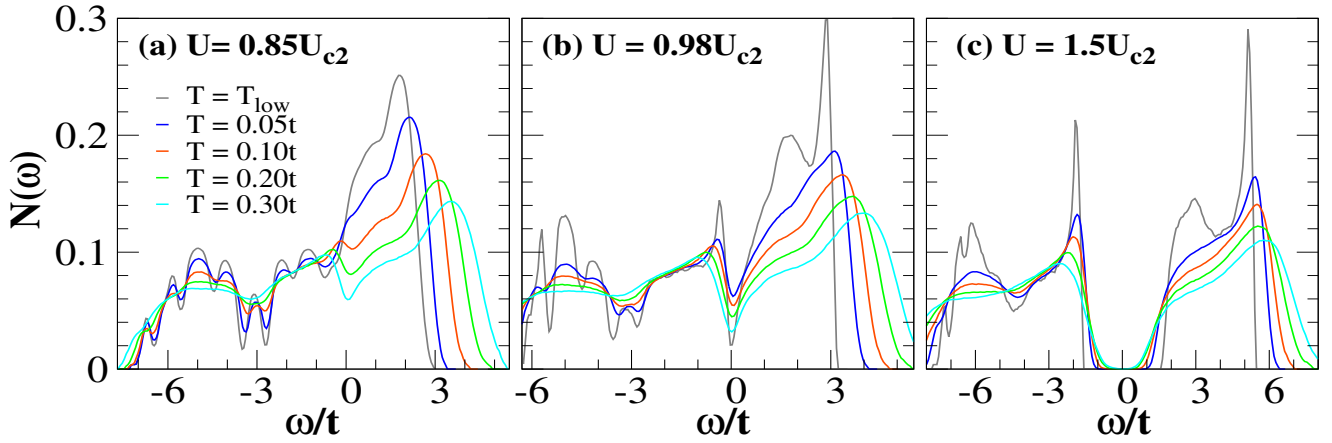


FIG. 3. Colour online: Density of states varying with temperature at three representative regimes of our calculation. (a) $U = 0.85U_{c2}$ lies in the gapless metallic side, (b) $U = 0.98U_{c2}$ corresponds to the pseudo-gap (PG) regime with a pronounced dip in the DOS at the Fermi-level, and (c) $U = 1.5U_{c2}$ lies in the gapped Mott-insulating side. $T_{low} = 0.01t$ in panel (a), where as $T_{low} = 0.0$ for panel (b) and (c). In (a) the low energy DOS reduces with increasing T , in (b) it increases and then reduces with T , and in (c) it monotonically increases with T .

IV. RESULTS

A. The ground state

As $T \rightarrow 0$ our MC mainly samples configurations that maximise $P\{\mathbf{m}_i\}$, or, alternately, minimise the energy, *i.e.*, $\frac{\delta}{\delta \mathbf{m}_i} \langle H_{eff} \rangle = 0$. This is the same as unrestricted Hartree-Fock in the magnetic channel.

Upto a critical coupling $U_{c1} \sim 3.5t$ the minimisation yields $m_i = |\mathbf{m}_i| = 0$ at all sites. As a result upto U_{c1} the electronic ground state is essentially tight binding, the density of states for which is shown in Fig.1.(a). There is a sharply suppressed DOS at Fermi level characteristic of pyrochlore band structure, and a flat band right above the Fermi level. For $U < U_{c1}$ the system is a semi-metal.

For $U_{c1} < U < U_{PG}$ where $U_{PG} \approx 5t$ we observe a small moment, orientationally disordered, magnetic state. The average moment size is shown in Fig.1.(b), and the full distribution later in the paper. With the disorder caused by these moments breaking the translation invariance of the pyrochlore lattice, the DOS at the Fermi level, $N(0) = \int_{-\Omega}^{\Omega} N(\omega) d\omega / \int_{-\Omega}^{\Omega} d\omega$, where $\Omega = 0.05t$, gains weight (Fig.1.(c)). In a narrow region around U_{PG} there is rapid increase in the mean magnitude of the moments and, as a result, the DOS at Fermi level gets depressed again. The detailed behaviour of the low energy DOS is shown later. At $U_{c2} \sim 5.2t$ the DOS at the Fermi level vanishes as a Mott gap opens. For $U > U_{c2}$ the moments are large, and saturate to their atomic value, $|\mathbf{m}_i| = 1$, as $U/t \rightarrow \infty$. The coupling of the electrons to the local moments leads to weak scattering and a small resistivity for $U_{c1} < U < U_{PG}$, a rapid growth in resistivity for $U_{PG} < U < U_{c2}$, and zero d.c conductivity for $U > U_{c2}$. This is shown in Fig.1.(d). We will discuss the resistivity in much greater detail later, and just wanted to highlight the effect within the $T = 0$ mean field state here.

A comment about the magnetic state. Since there was no reason to expect that the moments would have any obvi-

ous periodic pattern the only way to do the ‘minimisation’ was via simulated annealing employing Monte Carlo. In the $U/t \rightarrow \infty$ limit the half filled Hubbard model leads to a Heisenberg model for the \mathbf{m}_i (classical, in our SPA approximation) and for the pyrochlore Heisenberg antiferromagnet the moments are known to be disordered^{10,11}, albeit power law correlated^{23,24}. Our MC minimisation reproduces this state. At lower U/t , both in the Mott phase and the ‘metal’, there are no simple results known - but our results suggest that a ‘disordered’ state persists and correlations reminiscent of a classical spin liquid phase²³ survive down to $U/t \sim 8$.

B. Thermal phase diagram

Fig.2 (left panel) shows the $U - T$ phase diagram in terms of the magnetic, transport, and spectral properties that we observe. The following features emerge:

At finite T thermal fluctuations of local moments in the weak coupling side ($U < U_{PG}$) lead to a quick low T increase in the low energy DOS, and then a gradual decrease with further increase in T . In the strong coupling side ($U > U_{c2}$) the angular fluctuations of the local moments result in a slight smearing of the Mott-gap with temperature and an increase in the low energy DOS. However in the Mott-transition neighbourhood, the Mott gap quickly converts to a PG with increasing T , leading to the widening of the PG region shown in Fig.2 (left panel).

We demarcate the finite T metal-insulator boundary in terms of the temperature derivative $d\rho/dT$. A state is metallic if $d\rho/dT > 0$ and insulating if $d\rho/dT < 0$. The spectral features and resistivity are discussed in detail further on.

Fig.2 (right panel) shows the DOS at the Fermi level varying with U and T . In the Mott insulating side ($U \geq U_{c2}$) we observe the DOS slowly increasing with temperature, which can be understood as the filling of the Mott gap. In the metallic side ($U_{c1} < U < U_{c2}$) we see a non monotonic behaviour.

The DOS quickly grows with temperature in the low temperature regime. It then reduces with further increase in temperature, the weight getting transferred to high energy.

C. Density of states

Fig.3 shows the thermal evolution of the DOS in three of the four broad interaction regimes of our phase-diagram.

(i) For $U < U_{c1}$ the ground state is characterized by $m_i = |\mathbf{m}_i| = 0$. The electron model reduces to the usual tight-binding pyrochlore lattice. This is characterised by two flat-bands at the upper band edge and vanishing DOS at the Fermi energy. At finite T , small ‘randomly’ oriented local moments appear in the system broadening the flat bands and leading to a small DOS at the Fermi level. (ii) For $U_{c1} < U < U_{PG}$, the ground state has small disordered local moments. The DOS is gapless and the weight at the Fermi level is non-monotonic with T , increasing initially and then decreasing as a weak PG form (see Fig.3.(a)). (iii) For $U_{PG} < U < U_{c2}$ the DOS has a PG at $T = 0$. This fills up initially with increasing T , Fig.3.(b), but deepens again above a temperature scale that is visible in Fig.2 right panel. (iv) For $U \gg U_{c2}$ the ground state has a hard gap. With increase in temperature, the angular fluctuations of the local moments result in a slight smearing of the Mott-gap, and an increase in the low energy DOS Fig.3.(c). However, there exists a clear Mott-gap till very high temperature, $T \sim m_{avg}U$.

D. Transport and optics

Fig.4 shows the d.c. resistivity $\rho(T)$ for different U/t . We consider the four regimes.

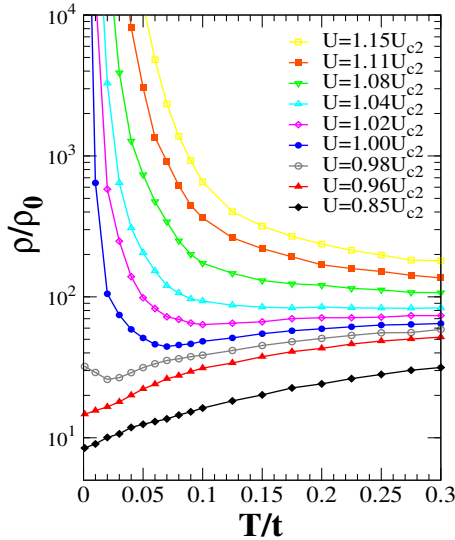


FIG. 4. Colour online: Temperature dependence of the resistivity for different U/t near the M-I transition. The normalizing scale is $\rho_0 = \hbar/e^2$.

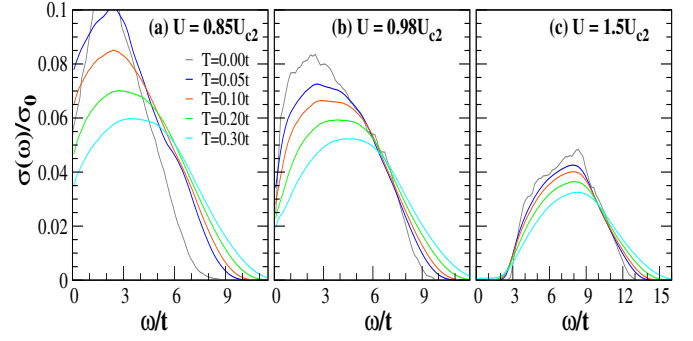


FIG. 5. Colour online: Optical conductivity at $U/U_{c2} = 0.85, 0.98$ and 1.5 with varying temperatures. $U = 0.85U_{c2}$ shows a non-Drude like behavior with peak at small and finite frequency. With increasing U the peak moves to higher frequency and the zero frequency weight decreases continuously and eventually there appears a gap for $U \geq U_{c2}$.

(i) For $U < U_{c1}$ the $T = 0$ phase is a semi-metal. Since this lies well below the Mott transition we do not show the T dependence here. (ii) For $U_{c1} < U < U_{PG}$ the residual resistivity $\rho(0)$ is finite with $d\rho/dT > 0$ over the entire T range. The resistivity can be understood in terms of a disorder induced density of states and the scattering of electrons from the small disordered moments. This is the metallic regime. (iii) For $U \gg U_{c2}$ the system has a clear Mott gap at $T = 0$ with $\rho(0) \rightarrow \infty$. In this regime $d\rho/dT < 0$ over the entire temperature window. This is the Mott-insulating regime. (iv) In the neighbourhood of U_{c2} , i.e., $|U - U_{c2}| \ll U_{c2}$, $\rho(T)$ shows a non-monotonic behaviour. We observe $d\rho/dT < 0$ in the low temperature limit, crossing over to $d\rho/dT > 0$ with increasing T . The temperature at which $d\rho/dT$ changes its sign is indicated as the T_{MIT} .

We observe T_{MIT} increasing with U as seen in Fig.2. This behaviour can be understood as the scattering of electrons from the background fluctuating local moments. As U increases, the average local moment magnitude $m_{avg}(U)$ also increases, resulting in the increased scattering of the electrons and a depleting DOS at the Fermi level.

Fig.5 shows the optical conductivity from our calculation as we cross the Mott transition. The important points are: (i) $\sigma(\omega)$ for $U < U_{c1}$ is a semi-metal at $T = 0$ and does not have a Drude peak. (ii) For $U_{c1} < U < U_{PG}$, $\sigma(\omega)$ shows a response with the peak at a small finite frequency that slowly shifts to higher values with increasing T . (iii) For $U > U_{c2}$ the system has a clear gap $\Delta(T)$ in the DOS. Thus $\sigma(\omega) = 0$ for $\omega < \omega_c \sim \Delta(T)$. With increasing temperature the gap $\Delta(T)$ reduces, resulting in small, but increasing low frequency weight of $\sigma(\omega)$ and the peak position shifts to higher frequency. This Mott-insulating regime of the pyrochlore lattice may have finite spectral weight at $\omega = 0$ in the optical conductivity $\sigma(\omega)$ at high temperatures. (iv) For $U_{PG} < U < U_{c2}$ we have a pseudo-gap in the DOS. $\sigma(\omega = 0) \rightarrow 0$ in this regime. However with increasing temperature the zero frequency weight increases initially and then decreases in accord with the behavior of the DOS in this regime.

V. DISCUSSION

A. Overall scenario

Within our picture, the interaction effects are encoded in the presence of the ‘local moments’ \mathbf{m}_i . The *size* m_i of this moment dictates the on site splitting at the site \mathbf{R}_i , and leads to a Mott gap in the overall DOS when $Um_{avg} \gg t$. The spatial correlations of \mathbf{m}_i decide whether the electron spin $\vec{\sigma}_i$ will display any long range order.

Let us correlate the electron physics across the Mott transition to the behaviour of the \mathbf{m}_i , we will then take up the effective models for the \mathbf{m}_i themselves. (i) In the metallic regime, $U \gtrsim U_{c1}$, the m_i ’s are small and the orientations are random. The scattering from these moments leads to a finite broadening, $\tau_{\mathbf{k}}^{-1}$, of the momentum eigenstates. This generates a finite DOS at $\omega = 0$, a non-Drude optical response, and resistivity increasing with temperature (unlike in a semi-metal). (ii) In the Mott-insulating regime, $U > U_{c2}$, the m_i ’s are large and show short-range magnetic correlation (discussed next). The large m_i ’s lead to a Mott gap in the DOS and optical conductivity, and a diverging resistivity as $T \rightarrow 0$. (iii) In the pseudogap regime, the m_i ’s are moderately large and orientationally disordered. This results in a strong suppression in the DOS at Fermi energy, but no gap, a large finite residual resistivity and a non-Drude optical response.

We have shown m_{avg} for varying U at $T = 0$ (Fig. 1(b)). In the next section we discuss the limiting models that dictate the behaviour of \mathbf{m}_i , and in the section after, we show detailed results on the size distribution of \mathbf{m}_i , and its spatial correlations.

B. Effective models in limiting cases

We have shown only a formal expression for the effective magnetic Hamiltonian. To get a feel for the magnetic states that arise it is useful to provide the approximate analytic structure in limiting cases. These are (a) weak coupling, when $U \lesssim t$, and (b) strong coupling, when $U \gg t$.

1. Weak coupling

Our effective interaction looks like a ‘Hund’s coupling’, with the electron spin coupled to a background moment through the coupling U . Given the formal similarity with the Hund’s problem we can borrow the form of the weak coupling result⁴⁷ from the literature:

$$H_{eff}\{\mathbf{m}_i\} \sim -\frac{U^2}{4} \sum_{ij} (\chi_{ij} - \frac{1}{U} \delta_{ij}) \mathbf{m}_i \cdot \mathbf{m}_j + \frac{U^4}{16} \sum_{ij}^{kl} f(\mathbf{m}_i, \mathbf{m}_j, \mathbf{m}_k, \mathbf{m}_l) + ..$$

The structure of $f(\mathbf{m}_i, ..\mathbf{m}_l)$ is complicated, involving two spin terms like $\mathbf{m}_i \cdot \mathbf{m}_j$, $(\mathbf{m}_i \cdot \mathbf{m}_j)^2$, three spin

terms like $(\mathbf{m}_i \cdot \mathbf{m}_j)(\mathbf{m}_i \cdot \mathbf{m}_k)$, and four spin terms like $(\mathbf{m}_i \cdot \mathbf{m}_j)(\mathbf{m}_k \cdot \mathbf{m}_l)$. The i, j, k, l can be separated by long distance in the weak coupling limit.

In contrast to the Hund’s problem, where there were pre-defined local moments, in our case the moments have to arise from an instability in the electron system. The leading instability involves the vanishing of coefficient of the quadratic term, *i.e.*, $1 - U\chi_0(\mathbf{q}) = 0$. This generates the moment and, if there is a prominent peak at some $\mathbf{q} = \mathbf{Q}$ in χ_0 the moments order with that wavevector. In such a situation the fourth order term can be expanded about \mathbf{Q} . The quartic term decides the magnitude of the order at \mathbf{Q} .

We have computed the $\chi_0(\mathbf{q})$ for the half filled pyrochlore band, having tested the scheme for the quarter filled band for which results are available⁴⁸. The $\chi_0(\mathbf{q})$ is featureless, suggesting that there is no particular wavevector that would be picked out. In that case the quartic term, whose detailed structure we do not know at half filling, decides not only the magnitude but also the spatial character of the order parameter field. It seems that the nonlinearity creates a bimodal distribution for the m_i , discussed further on, but without any significant spatial correlation.

2. Strong coupling

For $U \gg t$, one can write an effective magnetic Hamiltonian on the pyrochlore lattice by tracing out fermions order by order in t/U . This gives us

$$H_{eff}\{\mathbf{m}\} = H_{tetr}\{\mathbf{m}\} + H_{coup}\{\mathbf{m}\}$$

$$H_{tetr}\{\mathbf{m}\} \sim \sum_{\alpha} (J_0 + J_2 \mathbf{P}_{\alpha}^2 + J_4 \mathbf{P}_{\alpha}^4 + ..)$$

$$H_{coup}\{\mathbf{m}\} \sim J'_4 \sum_{i \in \alpha, j \in \beta} \mathbf{S}_i \cdot \mathbf{S}_j + J''_4 \sum_{i \in \alpha, j \in \beta}^{k \in \alpha \cap \beta} (\mathbf{S}_i \cdot \mathbf{S}_k)(\mathbf{S}_j \cdot \mathbf{S}_k) ..$$

where $\mathbf{P}_{\alpha} = \sum_{i=1}^4 \mathbf{m}_i^{\alpha}$ is the total spin on the tetrahedron α , H_{tetr} describes interactions between spins in a tetrahedron while H_{coup} includes the inter-tetrahedron terms with a common corner shared site. $J_0 = -\frac{8t^2}{U}(1 - \frac{4t^2}{U^2})$, $J_2 = \frac{t^2}{2U}(1 - \frac{24t^2}{U^2})$, $J_4 = \frac{5t^4}{8U^3}$ and $J'_4, J''_4 \sim O(\frac{t^4}{U^3})$.

Deep in the Mott phase, one would drop the J_4 , J'_4 and J''_4 terms and obtain a classical Heisenberg model, which does not show any long range order or freezing, but power-law correlations at low temperature^{23,24}. The correlations of the electron spins, $\vec{\sigma}_i$, can be computed in response to this. As $U \rightarrow U_{c2}$ the J_4 , J'_4 and J''_4 terms become important. These multi-spin exchange interactions modify the magnetic ground state, but some of the Heisenberg limit features²³ are observable (see next) in the structure factor down to $U \sim 8t$. The expansion in t/U ceases to be useful once the gap closes.

C. Detailed magnetic structure

Fig.6 shows the the amplitude distribution $P(m)$ of the magnetic moment for different T and interaction regimes.

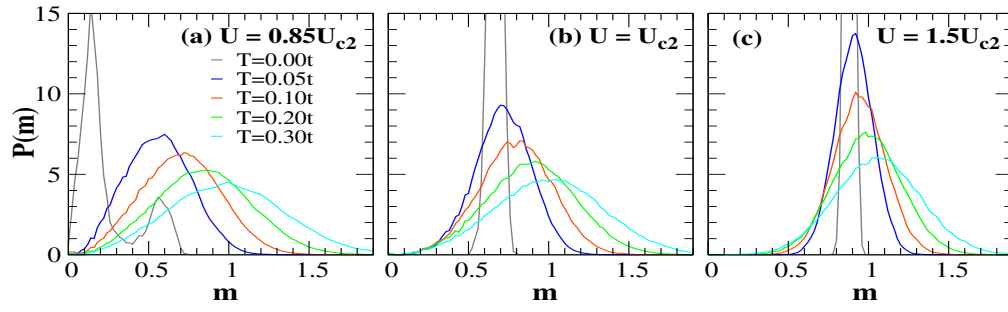


FIG. 6. Colour online: Temperature dependence of $P(m)$ for $U = 0.85U_{c2}$, U_{c2} and $1.5U_{c2}$ for indicated temperatures.

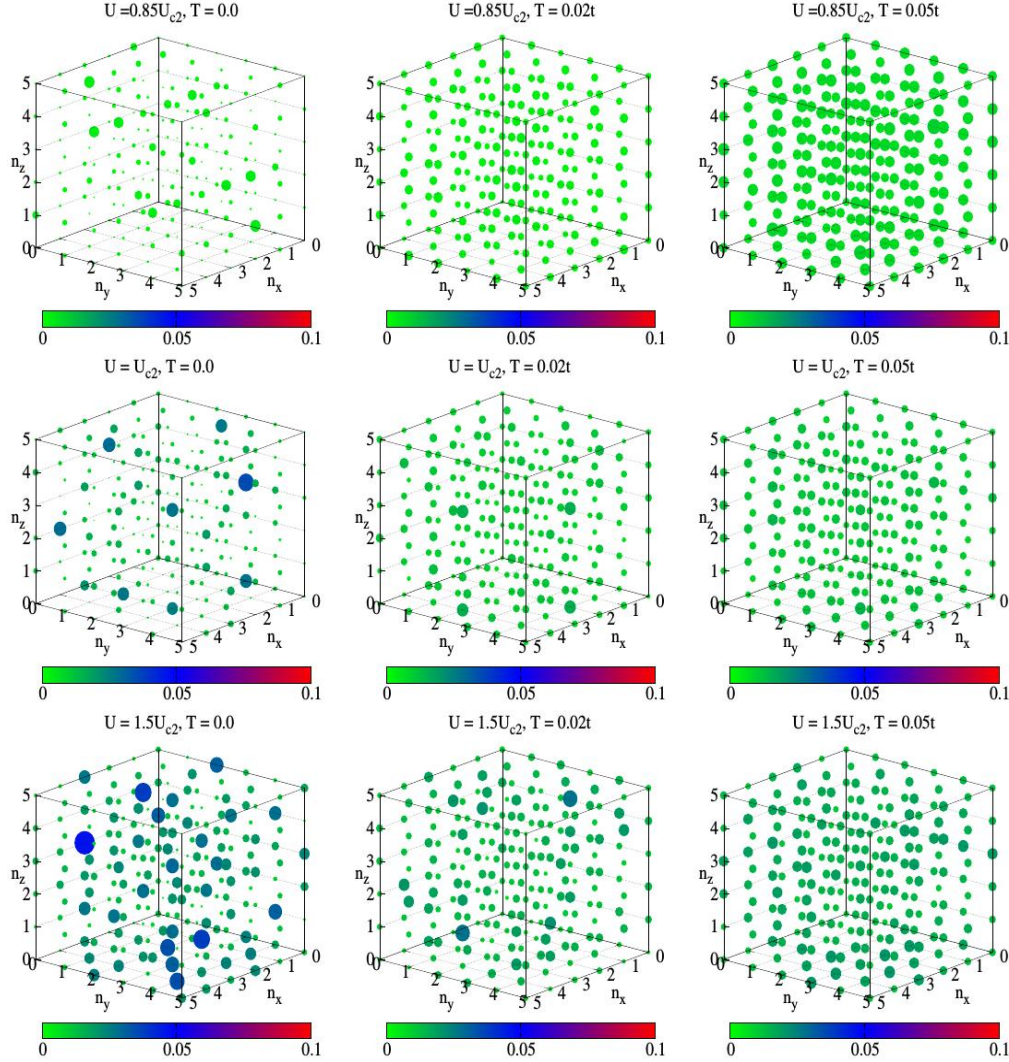


FIG. 7. Colour online: The full magnetic structure factor $S(\mathbf{q})$ for $U = 0.85U_{c2}$, U_{c2} , $1.5U_{c2}$ (along column) and $T = 0.0$, $0.02t$ and $0.05t$ (along row). We use the notation $\mathbf{q} = \frac{2\pi}{L}(n_x, n_y, n_z)$, n 's are integers. The size of a dot signifies relative weight at a given \mathbf{q} while its color represents the actual magnitude of $S(\mathbf{q})$.

Panel (a) shows $P(m)$ for $U = 0.85U_{c2}$. In the ground state there is a two peak structure, highlighting the presence of amplitude inhomogeneity. We have checked that there is no

significant density inhomogeneity, or charge ordering, in the system. With rise in temperature, $P(m)$ shows a broad single peak behaviour with the peak shifting towards large m . This

behaviour is seen in the $U_{c1} < U < U_{c2}$ regime. Panel (b) shows $P(m)$ for $U \sim U_{c2}$, just in the Mott insulating side. The ground state has a narrow single peak feature indicating an amplitude homogeneous Mott state. With rise in temperature this narrow peak broadens, the peak position moves towards higher m . Panel (c) shows $P(m)$ for $U = 1.5U_{c2}$, well in the Mott regime. $P(m)$ has a single peak feature which broadens with temperature and shifts to higher m . The fluctuations about the mean are weaker in the insulator than in the metallic state.

Fig. 7 shows the \mathbf{q} dependence of the magnetic structure factor for varying T and U . We observe that even at $T = 0$, $S(\mathbf{q})$ has no ordering peak at any \mathbf{q} 's. The magnetic ground state is disordered. Nevertheless for both $U \sim U_{c2}$ and $U = 1.5U_{c2}$ the weight distribution is not completely homogeneous in \mathbf{q} and have some prominent features. This signature survives to $T \sim 0.03t$. Examination of the classical Heisenberg model has revealed that there are ‘pinch point’ features in scattering, arising from the constrained ground state, that survive⁴⁹ to $T \sim 0.1J$, where J is the exchange scale (in our case $J = t^2/U$). Obtaining such a result, indicative of power law correlations, requires larger system size ($\gtrsim 10^3$), much longer annealing ($\gtrsim 10^8$) MCS, and a more sophisticated algorithm instead of single spin update. Due to our computational cost and size limitations we only get a hint of this spin liquid state. By the time $T \sim 0.05t$, which is $\sim J/2$ at $U = 1.5U_{c2}$, the \mathbf{q} dependence is completely featureless.

D. Methodological issues

There are several approximations, analytic and numerical, we had to make to achieve some headway. Let us comment on these one by one, and their effect on the reliability of our results.

1. Static approximation in the Monte Carlo

In principle both spatial and temporal fluctuations could be important near the Mott transition on the pyrochlore lattice. However, fully handling the temporal fluctuations of the \mathbf{m}_i and ϕ_i fields requires a quantum Monte Carlo scheme. The absence of such results is probably due to the sign problem for fermions in the frustrated geometry. We have retained only the zero Matsubara frequency, $\Omega_n = 0$, mode of the auxiliary fields, exactly.

It is possible, but non trivial, to set up a gaussian expansion for the finite Ω_n modes of \mathbf{m}_i and ϕ_i , while retaining and treating the $\Omega_n = 0$ mode exactly as we have. This is a project for the future. In the absence of such a calculation we can only make the following conjectures.

(i) Local moments would remain well defined in the insulating phase, due to the gap. Since the present theory itself predicts no order at any U or temperature, we do not expect additional quantum fluctuations to qualitatively modify the magnetic state. (ii) A possible *qualitative consequence* of quantum fluctuations could be the restoration of translation

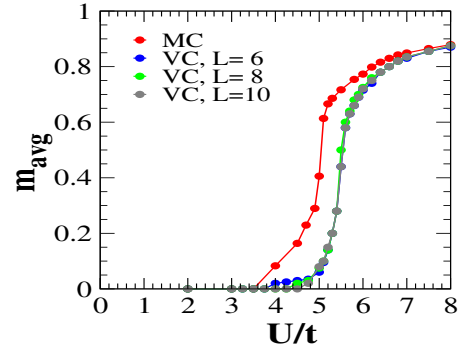


FIG. 8. Colour online: Comparison of the variationally obtained average moment value with result from the Monte Carlo as $T \rightarrow 0$.

invariance in the ‘magnetic metal’ phase. We cannot make a definite comment on this but even if this were to happen, making the metallic state perfectly conducting at $T = 0$, we believe that above a low coherence temperature one would see the signature of a highly resistive metal.

2. Finite size effects

We have done our calculations on lattices that involve ~ 800 atoms. This is much larger than what is typically accessible in full fledged fermion QMC (since temporal fluctuations also have to be included), allowing us to access resistivity and spectral features which do not involve artificial broadening. It is possible to try the calculations on $8^3 \times 4$ lattices (involving about 2000 atoms) and checks at individual parameters do not reveal a significant difference.

3. Cluster based update

Our Metropolis update involves a small cluster rather than diagonalisation of the full Hamiltonian. This is well controlled in the large U limit when the ‘range’ of electron excursions is limited but less reliable near the Mott transition. For that purpose we have used a variational calculation, described below, that uses the MC result as an ansatz and checks the stability of such a state on large (upto $10^3 \times 4$ lattices) for the ground state. The results are discussed below - and are qualitatively consistent with the cluster based MC.

4. Variational check

Since MC hints that the magnetic ground state involves disordered local moments for $U > U_{c1}$, we tried a simple variational check. We set up trial configurations $\{\mathbf{m}_i\}$ with random orientation, but uniform magnitude m_0 , with m_0 as a variational parameter. This differs from the real situation where the \mathbf{m}_i 's have some amplitude inhomogeneity and also orientational correlation. Energy minimisation confirms the presence of a small moment phase, beyond some U_{low} , with an

initial slow growth of $m_0(U)$ and then a rapid crossover to large values at some U_{high} . The U_{low} and U_{high} are about

10% higher than MC estimates and may get reduced if spatial correlations are included.

Indicator	Present theory	Molybdate	Iridate
Degrees of freedom	One orbital/site	Two orbitals/site and a $S = 1/2$ moment	Effective one orbital/site
Interactions	Repulsive-Hubbard	Repulsive-Hubbard, Hund's coupling, antiferro superexchange	Repulsive-Hubbard, spin-orbit coupling
Weak coupling phase	Band semi-metal, spin disordered metal	Ferromagnetic metal, spin-glass metal	Correlated metal
Strong coupling phase	Spin liquid Mott insulator	Spin glass Mott insulator	'All-in-all-out' Mott insulator
Features in resistivity	Continuous divergence of $\rho(0)$ with U/t	Seemingly continuous divergence of $\rho(T=0)$ with r_R	Seemingly continuous divergence of $\rho(T=0)$ with r_R
Magnetoresistance in moderate field	Weak	Huge: drives insulator-metal transition ($\text{Gd}_2\text{Mo}_2\text{O}_7$)	Weak
Anomalous Hall response	Not explored	Observed in $\text{Nd}_2\text{Mo}_2\text{O}_7$	Observed in $\text{Nd}_2\text{Ir}_2\text{O}_7$

E. Relation to experiments

Pyrochlore Mott materials include the rare earth based molybdates $\text{R}_2\text{Mo}_2\text{O}_7$ and iridates $\text{R}_2\text{Ir}_2\text{O}_7$ (R is a rare earth ion or Y). The Mo and Ir ions live on a pyrochlore lattice while the R inhabit an interpenetrating pyrochlore structure.

In contrast to 3d electron based systems which are dominated by the Hubbard U , the molybdates involve 4d electrons - where the Hund's coupling J_H is also important, while the iridates involve 5d electrons - with spin-orbit coupling playing a vital role. In this paper we focused on the simple Hubbard model as the starting problem. In what follows we quickly list out the key molybdate and iridate Mott features and argue how some of these are already visible in our present results.

The molybdates exhibit a MIT with decreasing rare earth ionic radius r_A . Materials with larger r_A are ferromagnetic (FM) metals, those with small r_A are spin glass (SG) insulators^{12,13}, and there is a SG metal phase¹⁶ near the MIT. Pressure and magnetic field can drive an IMT in materials like $\text{Gd}_2\text{Mo}_2\text{O}_7$ which are weakly insulating¹⁷. An anomalous Hall effect (AHE) has been observed⁵⁰⁻⁵² in $\text{Nd}_2\text{Mo}_2\text{O}_7$ and is ascribed to non vanishing spin chirality.

The iridates also show a MIT with decreasing r_A , but in this case the MI transition is accompanied by a magnetic transition from a paramagnetic to an antiferromagnetic 'all-in-all-out' (AIAO) ordering^{18,19,53}. While the magnetic character differs distinctly from molybdates, iridates also show a pressure driven insulator-metal transitions, via unusually resistive ground states^{6,20,21}, and spin chirality driven AHE⁸ in materials like $\text{Pr}_2\text{Ir}_2\text{O}_7$ ⁵⁴.

Reducing r_A reduces the hopping in these materials and is akin to increasing the U/t ratio in our model. The general observation^{14,15,18,19} of a metal-insulator transition with reducing r_A is consistent with our phase diagram. In the table above we however compare a set of indicators between molybdate/iridate experiments and our present theory. While the presence of electron correlation on a pyrochlore struc-

ture is common to all three, there are additional interactions present in the real materials. The one common feature that emerges is the occurrence of a high resistivity ground state close to the MIT which, we believe, is due to the coupling of electrons to disordered spin and orbital moments. This is a general consequence of the interplay of correlation effects and strong geometric frustration. We will discuss the detailed iridate and molybdate theories elsewhere.

VI. CONCLUSION

We have studied the Mott transition in half-filled Hubbard model on a pyrochlore lattice. The geometric frustration and the corresponding large magnetic degeneracy prevents the occurrence of any magnetic order in the deep Mott state. This continues all the way to the insulator-metal transition. Beyond the insulator-metal transition there is a window with a pseudogap in the density of states, disordered local moments, and a large residual resistivity. At even weaker interaction one recovers the non magnetic band semi-metal. Thermal fluctuations destroy the 'spin liquid' correlations in the insulating state, converting the system to an uncorrelated paramagnet. The low energy electronic density of states and the resistivity show a monotonic temperature dependence deep in the metallic and insulating phases, but a non monotonic character near the insulator-metal transition. A comparison with the rare earth molybdates and iridates reveal a clear similarity in the resistivity, while detailed aspects of the magnetic state and magnetotransport are missed out. We are exploring these problems separately.

ACKNOWLEDGMENTS

We acknowledge use of the HPC clusters at HRI and a discussion with Shubhro Bhattacharjee. We thank Sauri Bhat-

- ¹ N. P. Ong and R. J. Cava, *Science*, **305**, 52 (2005).
- ² L. Balents, *Nature*, **464**, 199 (2010).
- ³ K. Kanoda, *J. Phys. Soc. Jpn.* **75**, 051007 (2006). B. J. Powell and R. H. McKenzie, *Rep. Prog. Phys.* **74**, 056501 (2011).
- ⁴ Y. Imai, N. Kawakami, and H. Tsunetsugu, *Phys. Rev. B* **68**, 195103 (2003). N. Bulut, W. Koshibae, and S. Maekawa, *Phys. Rev. Lett.* **95**, 037001 (2005).
- ⁵ M. M. Abd-Elmeguid, B. Ni, D. I. Khomskii, R. Pocha, D. Johrendt, X. Wang, and K. Syassen, *Phys. Rev. Lett.* **93**, 126403 (2004).
- ⁶ K. Ueda, J. Fujioka, Y. Takahashi, T. Suzuki, S. Ishiwata, Y. Taguchi, and Y. Tokura, *Phys. Rev. Lett.* **109**, 136402 (2012).
- ⁷ G.-W. Chern, S. Maiti, R. M. Fernandes, and P. Wolfle *Phys. Rev. Lett.* **110**, 146602 (2013).
- ⁸ Y. Machida, S. Nakatsuji, Y. Maeno, T. Tayama, T. Sakakibara, and S. Onoda, *Phys. Rev. Lett.* **98**, 057203 (2007).
- ⁹ J. S. Gardner, M. J. P. Gingras, and J. E. Greedan, *Rev. Mod. Phys.* **82**, 53 (2010).
- ¹⁰ J. N. Reimers, *Phys. Rev. B* **45**, 7287 (1992).
- ¹¹ R. Moessner and J. T. Chalker, *Phys. Rev. B* **58**, 12049 (1998).
- ¹² B. D. Gaulin, J. N. Reimers, T. E. Mason, J. E. Greedan, and Z. Tun, *Phys. Rev. Lett.* **69**, 3244 (1992).
- ¹³ M. J. P. Gingras, C. V. Stager, N. P. Raju, B. D. Gaulin, and J. E. Greedan, *Phys. Rev. Lett.* **78**, 947 (1997).
- ¹⁴ Y. Taguchi and Y. Tokura, *Phys. Rev. B* **60**, 10280 (1999).
- ¹⁵ I. Kezsmarki, N. Hanasaki, K. Watanabe, S. Iguchi, Y. Taguchi, S. Miyasaka, and Y. Tokura, *Phys. Rev. B* **73**, 125122 (2006).
- ¹⁶ S. Iguchi, N. Hanasaki, M. Kinuhara, N. Takeshita, C. Terakura, Y. Taguchi, H. Takagi, and Y. Tokura, *Phys. Rev. Lett.* **102**, 136407 (2009).
- ¹⁷ N. Hanasaki, M. Kinuhara, I. Kzsmrki, S. Iguchi, S. Miyasaka, N. Takeshita, C. Terakura, H. Takagi, and Y. Tokura, *Phys. Rev. Lett.* **96**, 116403 (2006).
- ¹⁸ D. Yanagishima and Y. Maeno, *J. Phys. Soc. Jpn.* **70**, 2880 (2001).
- ¹⁹ K. Matsuhira, M. Wakeshima, Y. Hinatsu, and S. Takagi, *J. Phys. Soc. J.* **80**, 094701 (2011).
- ²⁰ M. Sakata, T. Kagayama, K. Shimizu, K. Matsuhira, S. Takagi, M. Wakeshima, and Y. Hinatsu, *Phys. Rev. B* **83**, 041102 (2011).
- ²¹ F. F. Tafti, J. J. Ishikawa, A. McCollam, S. Nakatsuji, and S. R. Julian, *Phys. Rev. B* **85**, 205104 (2012).
- ²² M. P. Zinkin, M. J. Harris, and T. Zeiske, *Phys. Rev. B* **56**, 11786 (1997).
- ²³ C. L. Henley, *Phys. Rev. B* **71**, 014424 (2005).
- ²⁴ S. V. Isakov, K. Gregor, R. Moessner, and S. L. Sondhi, *Phys. Rev. Lett.* **93**, 167204 (2004).
- ²⁵ C. L. Henley, *Phys. Rev. Lett.* **96**, 047201 (2006), U. Hizi and C. L. Henley, *Phys. Rev. B* **73**, 054403 (2006).
- ²⁶ U. Hizi and C. L. Henley, *Phys. Rev. B* **80**, 014407 (2009).
- ²⁷ B. Canals and C. Lacroix, *Phys. Rev. Lett.* **80**, 2933 (1998).
- ²⁸ M. Hermele, M. P. A. Fisher, and L. Balents *Phys. Rev. B* **69**, 064404 (2004).
- ²⁹ B. Normand and Z. Nussinov, *Phys. Rev. Lett.* **112**, 207202 (2014).
- ³⁰ D. Tsuneishi and H. Kawamura, *J. Phys. Condens. Matter* **19**, 145273 (2007).
- ³¹ G.-W. Chern, R. Moessner, and O. Tchernyshyov *Phys. Rev. B* **78**, 144418 (2008).
- ³² T. Okubo, T. H. Nguyen, and H. Kawamura *Phys. Rev. B* **84**, 144432 (2011).
- ³³ B. Javanparast, Z. Hao, M. Enjalran, and M. J. P. Gingras *Phys. Rev. Lett.* **114**, 130601 (2015).
- ³⁴ S. Fujimoto, *Phys. Rev. B* **64**, 085102 (2001), *Phys. Rev. B* **67**, 235102 (2003).
- ³⁵ W. Witczak-Krempa, A. Go, and Y. B. Kim, *Phys. Rev. B* **87**, 155101 (2013).
- ³⁶ A. Go, W. Witczak-Krempa, G. S. Jeon, K. Park, and Y. B. Kim *Phys. Rev. Lett.* **109**, 066401 (2012).
- ³⁷ I. V. Solov'yev, *Phys. Rev. B* **67**, 174406 (2003).
- ³⁸ Y. Motome and N. Furukawa, *J. Phys.: Conf. Ser.* **320**, 12060 (2011).
- ³⁹ R. L. Stratonovich, *Sov. Phys. Doklady* **2**, 416 (1958), J. Hubbard, *Phys. Rev. Lett.* **3**, 77 (1959).
- ⁴⁰ J. Hubbard, *Phys. Rev. B* **19**, 2626 (1979).
- ⁴¹ H. J. Schulz, *Phys. Rev. Lett.* **65**, 2462 (1990).
- ⁴² M. Mayr, G. Alvarez, C. Sen, and E. Dagotto, *Phys. Rev. Lett.* **94**, 217001 (2005).
- ⁴³ Y. Dubi, Y. Meir, and Y. Avishai, *Nature*, **449**, 876 (2007).
- ⁴⁴ R. Tiwari and P. Majumdar, *Euro Phys. Lett.* **108**, 27007 (2014).
- ⁴⁵ S. Kumar and P. Majumdar, *Eur. Phys. J. B*, **50**, 571 (2006).
- ⁴⁶ P. B. Allen in *Conceptual Foundation of Materials V.2*, edited by Steven G. Louie, Marvin L. Cohen, Elsevier (2006).
- ⁴⁷ Y. Akagi, M. Udagawa, and Y. Motome, *Phys. Rev. Lett.* **108**, 096401 (2012).
- ⁴⁸ G.-W. Chern, *Phys. Rev. Lett.* **105**, 226403 (2010).
- ⁴⁹ P. H. Conlon and J. T. Chalker, *Phys. Rev. B* **81**, 224413 (2010).
- ⁵⁰ T. Katsufuji, H. Y. Hwang, and S.-W. Cheong, *Phys. Rev. Lett.* **84**, 1998 (2000).
- ⁵¹ Y. Taguchi, T. Sasaki, S. Awaji, Y. Iwasa, T. Tayama, T. Sakakibara, S. Iguchi, T. Ito, and Y. Tokura, *Phys. Rev. Lett.* **90**, 257202 (2003).
- ⁵² K. Ueda, S. Iguchi, T. Suzuki, S. Ishiwata, Y. Taguchi, and Y. Tokura, *Phys. Rev. Lett.* **108**, 156601 (2012).
- ⁵³ W. Witczak-Krempa and Y. B. Kim, *Phys. Rev. B* **85**, 045124 (2012). E. K. Lee, S. Bhattacharjee, and Y. B. Kim *Phys. Rev. B* **87**, 214416 (2013).
- ⁵⁴ S. Nakatsuji, Y. Machida, Y. Maeno, T. Tayama, T. Sakakibara, J. van Duijn, L. Balicas, J. N. Millican, R. T. Macaluso, and Julia Y. Chan, *Phys. Rev. Lett.* **96**, 087204 (2006).