

Role of orbital degrees of freedom in investigating the magnetic properties of geometrically frustrated vanadium spinels

Sohan Lal and Sudhir K. Pandey

School of Engineering, Indian Institute of Technology Mandi,

Kamand 175005, Himachal Pradesh, India

(Dated: October 18, 2018)

arXiv:1505.01601v2 [cond-mat.str-el] 7 Nov 2016

I. ABSTRACT

The inconsistency about the degree of geometrical frustration has been a long issue in AV_2O_4 ($A \equiv Zn, Cd$ and Mg) compounds, which arises from the two experimental results: (i) frustration indices and (ii) magnetic moments. In the present study, we try to understand such inconsistency by using *ab initio* electronic structure calculations. The orbital degrees of freedom are found to play an important role in understanding the geometrically frustrated magnetic behaviour of these compounds. The magnitude of the maximum calculated values of orbital magnetic moment per formula unit for ZnV_2O_4 , MgV_2O_4 and CdV_2O_4 compounds are found to be $\sim 1.54 \mu_B$, $\sim 0.92 \mu_B$ and $\sim 1.74 \mu_B$, respectively. The inclusion of the orbital and spin angular momenta for calculating the frustration indices improves the understanding about the degree of geometrical frustration in these compounds. The calculated values of the frustration indices (f_J) are largest for MgV_2O_4 and smallest for CdV_2O_4 for $3.3 \leq U \leq 5.3$ eV. In this range of U , the calculated values of $\Delta M_2 = M_{total} - M_{exp}$ (where, $M_{total} = M_{spin} + |M_{orbital}|$) are also found to be largest for MgV_2O_4 and smallest for CdV_2O_4 . Hence, the consistency about the degree of geometrical frustration, which arises from the f_J as well as from the ΔM_2 is achieved and improves the understanding about the degree of geometrical frustration in these compounds. Calculated values of band gap in this range of U are found to be closer to that of experimentally observed values for all three compounds. The absolute values of the nearest neighbour exchange coupling constant (J_{nn}) between V spins are found to be largest for MgV_2O_4 and smallest for CdV_2O_4 , which indicate that the calculated absolute values of the Curie-Weiss temperature $(\Theta_{CW})_J$ are highest for MgV_2O_4 and smallest for CdV_2O_4 for $3.3 \leq U \leq 5.3$ eV. In this range of U , the magnetic transition temperature $(T_N)_J$ is found to be ~ 150 K, ~ 60 K and ~ 22 K for MgV_2O_4 , ZnV_2O_4 and CdV_2O_4 , respectively, which shows that the order of $(T_N)_J$ is similar to that of $(T_N)_{exp}$ for these compounds. Hence, all the magnetic properties studied in the present work are well explained in these spinels for $3.3 \leq U \leq 5.3$ eV. This work is expected to provide a valuable input in understanding the geometrically frustrated magnetic behaviour for those systems for which the orbital part of the angular momenta are not quenched.

II. INTRODUCTION

The ground state properties in the condensed matter physics have been well described from long time by the density functional theory (DFT) approach.¹⁻³ At least in the metallic systems, such properties are described well either by local density approximation (LDA) or generalized gradient approximation (GGA) based on the DFT. However, it is well known that these functionals underestimate the orbital moments for strongly correlated systems, which are induced by the strong spin orbit coupling (SOC).⁴⁻⁷ This can be resolved by adding orbital dependent Hartree-Fock (HF) potential to the LDA/GGA, so called LDA+ U /LDA+ U approximation.⁷⁻¹⁰ A major problem in this approach is that the electron-electron interaction has already been included in LDA/GGA potential. Hence, the simple addition of HF potential leads to double counting (DC). Here, the best way is to identify the mean-field-part of the HF potential and subtract it, leaving the orbital dependent correction to the mean field type LDA potential. Czyżyk and Sawatzky suggested a scheme that is true for uniform occupancies, so called around mean field (AMF) and is applicable to the weakly correlated systems.³ For strongly correlated systems, AMF DC scheme is not valid due to the lack of uniform occupancies. For these systems, one can prefer the fully-localized (FL) DC scheme, where the average effect for a localized state is subtracted with integer occupation number.^{7,8}

Geometrical frustration is always a challenging problem in the strongly correlated systems. In these systems it arises due to the interactions between spin degrees of freedom in a lattice, which are incompatible to that of the essential crystal geometry. In the highly geometrically frustrated magnets, frustration suppresses the long-range magnetic order and leads to a degenerate manifold of ground states. Degeneracy in the frustrated magnetic systems yield different complex ordering structures, spin liquid states and spin ice states.^{11,12} Charge ordering phenomena are also much affected by the geometrical frustration.¹³ After 1980's, spin systems on the pyrochlore lattice (an example of geometrically frustrated structures) have been studied in more detail.^{12,14-20} In the classical Heisenberg spin systems, a very strong geometrical frustration is anticipated due to the antiferromagnetically coupled spins on a pyrochlore lattice, which do not show long-range order at any nonzero temperature.^{12,19,20}

Vanadium spinels, AV_2O_4 ($A \equiv Zn, Cd \text{ and } Mg$) with the face-centered-cubic structure at room temperature are an interesting example of geometrically frustrated systems, which

show a variety of physical properties.^{21–31} In these systems a pyrochlore lattice is formed due to the corner sharing network of tetrahedra with magnetically coupled V atoms that gives the geometrical frustration.^{30–37} As opposed to the other geometrically frustrated systems, vanadium spinels show the long range antiferromagnetic ordering at low temperature.⁴⁰ In these compounds, orbital ordering is found to be responsible for the structural transition that leads to a long range magnetic ordering due to the lifting of geometrical frustration in the tetragonal structure.^{41,42} The structural transition temperature (T_S) for CdV_2O_4 (~ 97 K) $>$ MgV_2O_4 (~ 65 K) $>$ ZnV_2O_4 (~ 50 K) compound.^{32–34,41,43–45} However, the magnetic transition temperature (T_N) for MgV_2O_4 (~ 42 K) $>$ ZnV_2O_4 (~ 40 K) $>$ CdV_2O_4 (~ 35 K) compound.^{32–34,41,43–45} The values of T_N for these compounds are always found to be less than T_S . However, it is expected that the values of T_S and T_N should be same for these compounds because the geometrical frustration is removed by the above proposed mechanism. The fact that $T_N < T_S$ in these compounds, indicates the presence of certain degree of geometrical frustration in the tetragonal phase of the compound.

The presence of geometrical frustration in the above mentioned compounds can be attributed to the following two experimental facts. First one is the frustration index, defined as $f_S = |\Theta_{CW}|/T_N$, where $|\Theta_{CW}|$ and T_N are the Curie-Weiss temperature and the magnetic ordering temperature, respectively. Experimentally reported values of Θ_{CW} for ZnV_2O_4 , MgV_2O_4 and CdV_2O_4 are ~ 850 K ~ 600 K and ~ 400 K, respectively.^{45,46} However, in some literature these values are reported to be different for these compounds depending upon the experimental conditions.^{33,47–50} In general, one can use the parameter f_S as a measure of strength of geometrical frustration in the system.^{27,40,45} The values of f_S for ZnV_2O_4 , CdV_2O_4 and MgV_2O_4 are found to be 21.3, 11.4 and 14.3, respectively.⁴⁵ Among these compounds, ZnV_2O_4 is largest frustrated and CdV_2O_4 is least frustrated as large value of f_S indicates the more frustration in the system. The second one is based on the difference between the spin magnetic moment per formula unit (MM/f.u.) [M_{spin}] and the experimentally observed MM/f.u. (M_{exp}), which is denoted by $\Delta M_1 = M_{\text{spin}} - M_{\text{exp}}$ in the antiferromagnetic phase of these compounds. M_{spin} for these compounds is found to be $4 \mu_B$. However, M_{exp} for CdV_2O_4 , ZnV_2O_4 and MgV_2O_4 compounds are reported to be $2.38 \mu_B$, $1.26 \mu_B$ and $0.94 \mu_B$, respectively.^{30,33,34,44} Large values of ΔM_1 is explained in two different ways. One way of understanding is to attribute this difference to the activeness of geometrical frustration in these compounds, which results in the quantum fluctuations responsible for the

reduction of M_{exp} drastically as reported in MgV_2O_4 .⁴⁴ If this is the case, then the degree of the geometrical frustration for $\text{MgV}_2\text{O}_4 > \text{ZnV}_2\text{O}_4 > \text{CdV}_2\text{O}_4$. Also, the order of geometrical frustration that arises from the experimentally reported frustration index is found to be $\text{ZnV}_2\text{O}_4 > \text{MgV}_2\text{O}_4 > \text{CdV}_2\text{O}_4$ as described in the reference [43]. Hence, both the results show the inconsistency about the degree of geometrical frustration in these compounds. Another way of understanding will be by considering contribution of the magnitude of orbital part of MM/f.u. (denoted by $|M_{\text{orbital}}|$) reported by Maitra *et al.* for ZnV_2O_4 .²⁵ The calculated values of the $|M_{\text{orbital}}|$ for ZnV_2O_4 , MgV_2O_4 and CdV_2O_4 compounds are found to be $\sim 1.50 \mu_B$, $\sim 0.4 \mu_B$ and $\sim 0.4 \mu_B$, respectively.^{25,27,28} Even by considering the $|M_{\text{orbital}}|$, the total calculated MM/f.u. (M_{total}) is still larger than the M_{exp} , indicating that the certain degree of geometrical frustration is still present in these compounds. The inclusion of $|M_{\text{orbital}}|$ does not improve the situation.

The above discussion clearly suggests that the current understanding of these compounds is not sufficient to resolve the contradiction about the degree of geometrical frustration present especially in ZnV_2O_4 and MgV_2O_4 . In the present work we have tried to resolve this contradiction by carrying out detailed LDA+ U +SOC calculations. Our results clearly show the importance of orbital degrees of freedom along with the spin in understanding the magnetic properties of these compounds. The inclusion of orbital and spin angular momenta for calculating the frustration indices improves the understanding about degree of geometrical frustration present in these compounds. The calculated values of the frustration indices f_J thus obtained for $3.3 \leq U \leq 5.3$ eV provide the largest value for MgV_2O_4 and smallest for CdV_2O_4 . This behaviour is similar to that expected from the ΔM_2 . In this range of U , the magnitude of Curie-Weiss temperature $[(\Theta_{CW})_J]$ are highest for MgV_2O_4 and smallest for CdV_2O_4 , which indicate that the magnitude of the nearest neighbour exchange coupling constant (J_{nn}) among V spins are largest for MgV_2O_4 and smallest for CdV_2O_4 compounds. Also, the order of magnetic transition temperature $[(T_N)_J]$ is found to be consistent with the experimentally reported order of magnetic transition temperature $(T_N)_{\text{exp}}$ for these spinels for above mentioned range of U .

III. COMPUTATIONAL DETAILS

In present work, the ferromagnetic (FM) and antiferromagnetic (AFM) electronic-structure calculations of AV_2O_4 ($A \equiv \text{Zn, Cd and Mg}$) compounds are carried out by using the *state-of-the-art* full-potential linearized augmented plane wave (FP-LAPW) method.⁵¹ The atomic positions and lattice parameters used in the calculations for every compounds are taken from the literature.^{33,34,44} All these calculations are performed in the tetragonal phase for which Perdew -Wang/Ceperley -Alder exchange correlation functional has been used.⁵² In order to calculate the nearest neighbour exchange coupling constant (J_{nn}), we have considered the two magnetic orderings: FM and AFM (not the experimentally observed structure) ordering of the spins of the four V atoms in a primitive unit cell. For AFM ordering, the primitive unit cell consists of two up and two down spins on the four V atoms. The effect of on-site Coulomb interaction among V $3d$ electrons is considered within LDA+ U formulation of the density functional theory.⁷ Normally in this method U and J are used as parameters. However in our calculations, only U is used as a free parameter and the value of J is calculated self-consistently as described in the reference [7]. FL and AMF DC schemes have been used in these calculations.^{3,8} Both the DC schemes give the similar results. Thus in order to avoid the repetition of the results, we have discussed the results corresponding to the FL DC scheme in the rest of the manuscript. The muffin-tin sphere radii used in the present work are 2.0, 2.46, 1.39, 2.0 and 1.54 Bohr for Zn, Cd, Mg, V and O, respectively. (6,6,6) k-point mesh size is used in the calculations. In order study the role of orbital degrees of freedom, SOC is included self-consistently in LSDA+ U calculations, where no external parameters have been used. The effect of the spin canting has been found to be small for these spinels both theoretically and experimentally.^{27,28,44} Hence, collinear calculations have been performed here by varying U from 2-6 eV, where the direction of the magnetization is set along the z-axis. In this range of U , every calculations are started from the different combinations for converged electron densities and potentials corresponding to different values of U for every compounds. The convergence target of total energy has been achieved below 10^{-4} Hartrees/cell.

IV. RESULTS AND DISCUSSIONS

The crystal structure and splitting of d levels of V ion of AV_2O_4 ($A \equiv \text{Zn, Cd and Mg}$) compounds in presence of octahedral crystal field and SOC are shown in the Fig. 1(a and b). It is clear from the Fig. 1(a) that each V ion is located at the center of the edge sharing octahedra which create a crystal field. Such a crystal field splits the d levels into lower energy t_{2g} levels and higher energy e_g levels in the cubic phase as shown in the Fig. 1(b). Because of ignoring the small trigonal distortion present in these systems, these t_{2g} levels are normally assumed to be threefold degenerate. The t_{2g} levels are generally represented by orbital angular momentum $l=1$. The degeneracy of t_{2g} levels is further lifted by the SOC, where the lower value of total angular momentum $j=1/2$ corresponds to the lower energy state.

In order to see the effect of SOC for all the three compounds, we have first calculated the SOC energy (the energy difference between LSDA+ U +SOC and LSDA+ U energies for these compounds) roughly. Here, as a representative, we have shown the calculated value of SOC energy only for $U=4$ eV. The magnitude of rough estimated SOC energy per formula unit for ZnV_2O_4 , CdV_2O_4 and MgV_2O_4 are ~ 0.5 eV, ~ 0.5 eV and ~ 0.2 eV, respectively for $U=4$ eV. Now, in order to compare the calculated MM to the experimentally observed MM, we have used the FM structure instead of experimentally observed AFM structure in the present calculations. This is because of the following reasons. It is important to note that the various physical quantities (f_S , Θ_{CW} and T_N) for these compounds are observed experimentally for spin, $S=1$. Now in order to compare our results with the experimental data (discussed later of the manuscript), FM structure calculations are best for calculating the MM as compared to the experimentally observed AFM structure calculations for these compounds. This is because of the fact that in AFM calculations, the total MM in the interstitial region is almost zero and hence the M_{spin} (comes only inside the muffin-tin spheres) is always less than $4.0 \mu_B$ for $U=2-6$ eV, which indicates that $S < 1$. However, in FM calculations values of M_{spin} comes out to be $4.0 \mu_B$ (both inside the muffin-tin spheres as well as from the interstitial region) as per expectation for whole range of U , which indicates that the V atom is in 3+ ionic state with spin, $S=1$. However, the orbital MM is calculated only inside the muffin-tin spheres because there is no way of calculating the orbital MM in the interstitial region. It is important to note that with increase in the muffin-tin sphere radius of V atom

more than that used in the present calculations, only a slight changes in the orbital MM has been observed, which indicates that the contribution of orbital part of MM is almost negligible from the interstitial region. Also for calculating M_{total} (comes from both spin and orbital part of MM), we have also calculated the $|M_{\text{orbital}}|$.

The plot of $MM/\text{f.u.}$ as a function of U is shown in the Fig. 2(a-c). It is evident from the figure that the values of the M_{orbital} are negative for these compounds, which indicate that the direction of the orbital MM is opposite to the spin MM consistent with the Hund's rule for less than half-filled cases. The behavior of $MM/\text{f.u.}$ for ZnV_2O_4 is similar (different) to that of MgV_2O_4 (CdV_2O_4) for whole range of U studied here. The $|M_{\text{orbital}}|$ shows a small dependence on U from 2 to 3 eV for both ZnV_2O_4 and MgV_2O_4 compounds. In this range of U both compounds gives almost equal values of $|M_{\text{orbital}}|$, where it increases from ~ 0.10 to $\sim 0.20 \mu_B$. However, it increases sharply to ~ 1.52 (0.78) μ_B for ZnV_2O_4 (MgV_2O_4) compound at $U=3.5$ eV. The value of $|M_{\text{orbital}}|$ remains almost same for ZnV_2O_4 and increases to $\sim 0.92 \mu_B$ for MgV_2O_4 as U changes from 3.5 to 4 eV. For CdV_2O_4 , it increases from ~ 0.82 to $\sim 1.74 \mu_B$ as U varies from 2 to 3.5 eV. For $U \geq 4$ eV, it decreases continuously upto $\sim 0.68 \mu_B$, $\sim 0.42 \mu_B$ and $\sim 0.62 \mu_B$ for ZnV_2O_4 , MgV_2O_4 and CdV_2O_4 , respectively at $U=6$ eV. The possible cause of changes of $|M_{\text{orbital}}|$ by varying U observed in these compounds is discussed below as: In regular octahedron symmetry five fold degenerate d orbitals split into lower energy triply degenerate t_{2g} levels and higher energy doubly degenerate e_g levels. For large crystal field splitting, the lower energy t_{2g} levels are normally represented by angular momentum $l=1$ ($l^z=-1, 0, +1$) and higher energy e_g levels by $l=\frac{1}{2}$ ($l^z=-\frac{1}{2}, +\frac{1}{2}$). In tetragonal distortion with $c/a < 1$, t_{2g} levels are split into lower energy d_{xy} ($l^z=0$) orbital and higher energy degenerate d_{xz} and d_{yz} ($l^z=-1, +1$) orbitals. Similarly, e_g levels split into $d_{x^2-y^2}$ and d_{z^2} orbitals.^{38,39,44} Thus the total orbital angular momentum (L) of V ions are decided by the number of electrons in each of these five d orbitals. For example, if we consider pure ionic picture along with full orbital polarization for these compounds, then one out of two V $3d$ electrons occupies the d_{xy} orbital and second electron occupies either d_{xz} or d_{yz} orbital depending upon the site as these compounds show orbital ordering. Hence, result $L=1$ for d electrons. However, presence of certain degree of hybridization breaks the fully ionic picture of the compounds and $3d$ electrons may occupy all the five d orbitals depending upon crystal field splitting energy, Hund's coupling energy, on-site Coulomb interaction, etc. These electrons occupancies of various orbitals decide the

L of the V ions. This discussion clearly suggests that the localization of electrons (which changes the total number of d electrons at V sites) along with their distribution in various d orbitals finally decide the values of L for V ion. Hence, with increasing U from 2 to 4 eV, the total number of d electrons (means fractional occupation of all five d orbitals) of V ion increases, which result the increase in $|M_{\text{orbital}}|$ because of the more localization of the electrons as per expectation.⁸⁻¹⁰ Above $U=4$ eV, one can expect that the decrease in $|M_{\text{orbital}}|$ is due to the delocalization of electrons. But this is not the case. This is because for $U \geq 4$ eV, the total number of d electrons of V ion remains constant upto $U=6$ eV. However, the redistribution of electrons in all five d orbitals above $U=4$ eV have been observed in the density matrix, which is expected to be responsible for decrease in $|M_{\text{orbital}}|$. This type of non-monotonic behavior of $|M_{\text{orbital}}|$ with increasing U from 2 to 6 eV is expected in these compounds as shown by Bultmark *et al.* in ferromagnetic PuP and US systems.⁷ The maximum calculated value of $|M_{\text{orbital}}|$ for ZnV_2O_4 is found to be $\sim 1.54 \mu_B$ at $U=4$ eV, which is in good agreement with that calculated by Maitra *et al.* as shown in the Table 1.²⁵ However, it is found to be $\sim 0.92 \mu_B$ at $U=4$ eV and $\sim 1.74 \mu_B$ at $U=3.5$ eV for MgV_2O_4 and CdV_2O_4 , respectively and is larger than that predicted by different groups as also shown in the Table 1.^{27,28,53} The value of $|M_{\text{orbital}}|$ depends on the exchange correctional functional, on-site exchange parameter J , muffin-tin sphere radii and type of calculations (collinear or non-collinear), which are different in the present calculations as compared to the earlier calculations. From above discussion, it is clear that the calculated values of $|M_{\text{orbital}}|$ are different for these compounds for whole range of U studied here. This is due to the fact that the distorted VO_6 octahedron contains V-O bonds and V-O-V angles, which are different for these compounds and are partly attributed to the difference in the ionic radii at the A= Cd^{2+} , Mg^{2+} and Zn^{2+} site. Therefore, the values of $|M_{\text{orbital}}|$ are expected to be different for all three compounds because it comes from the distribution of electrons among the V $3d$ orbitals. Such a distribution of electrons in these orbitals are greatly influenced by the V-O bonds and V-O-V angles. It is evident from the figure that the contribution of the $|M_{\text{orbital}}|$ to the M_{total} (where, $M_{\text{total}}=M_{\text{spin}}-|M_{\text{orbital}}|$) is more for CdV_2O_4 as compared to ZnV_2O_4 and MgV_2O_4 compounds for $U=2-4$ eV. Above $U=4$ eV, its contribution to the M_{total} is largest for ZnV_2O_4 and smallest for MgV_2O_4 compound. In these compounds, the values of M_{total} show the similar behavior to that of M_{orbital} for whole range of U . For $U \leq 3$ eV, it is almost equal to the M_{spin} for ZnV_2O_4 and MgV_2O_4 compounds, which is due to

the small contribution of $|M_{\text{orbital}}|$. However, for CdV_2O_4 , it decreases from ~ 3.18 to ~ 2.26 μ_B as U changes from 2-3.5 eV. For ZnV_2O_4 (MgV_2O_4) compound, it decreases sharply to ~ 2.48 (~ 3.22) μ_B at $U=3.5$ eV. The value of $|M_{\text{total}}|$ remains almost same for ZnV_2O_4 and decreases to ~ 3.08 μ_B for MgV_2O_4 as U changes from 3.5 to 4 eV. For $U \geq 4$ eV, it increases continuously upto ~ 3.32 μ_B , ~ 3.58 μ_B and ~ 3.38 μ_B for ZnV_2O_4 , MgV_2O_4 and CdV_2O_4 , respectively at $U=6$ eV. Here, it is interesting to compare the calculated values of M_{total} to that of experimentally observed values of M_{exp} for these compounds, which are also shown in the Table 1. The value of M_{exp} has been taken from the references [30,33,34,41]. The calculated values of M_{total} is larger than M_{exp} for ZnV_2O_4 (1.26 μ_B) and MgV_2O_4 (0.94 μ_B) compounds for all values of U . However, for CdV_2O_4 compound, the calculated values of M_{total} is larger than the M_{exp} (2.38 μ_B) for $U < 3$ eV and $U > 4$ eV. For $3 \leq U \leq 4$ eV, the values of M_{total} is almost equal to M_{exp} . The value of $M_{\text{exp}} < M_{\text{total}}$ suggests the presence of certain degree of geometrical frustration in these compounds.

In order to make this point more clear, we have plotted the difference between the M_{total} and M_{exp} ($\Delta M_2 = M_{\text{total}} - M_{\text{exp}}$) in the Fig. 3. It is clear from the figure that the behavior of ΔM_2 for both ZnV_2O_4 and MgV_2O_4 compounds are almost similar for whole range of U . For ZnV_2O_4 (MgV_2O_4), ΔM_2 decreases slowly from ~ 2.64 (~ 2.96) to ~ 2.54 (~ 2.88) μ_B when U changes from 2 to 3 eV. At $U=3.5$ eV, it decreases sharply to ~ 1.22 (~ 2.28) μ_B for ZnV_2O_4 (MgV_2O_4) and remains almost constant upto $U=4$ eV. Above $U=4$ eV, it increases continuously upto ~ 2.06 (~ 2.64) μ_B for ZnV_2O_4 (MgV_2O_4) at $U=6$ eV. For CdV_2O_4 , ΔM_2 decreases continuously from ~ 0.80 to ~ 0.0 μ_B as U varies from 2 to 4 eV and then increases upto ~ 1.0 μ_B at $U=6$ eV. It is also clear from the figure that the ΔM_2 for $\text{MgV}_2\text{O}_4 > \text{ZnV}_2\text{O}_4 > \text{CdV}_2\text{O}_4$ for all values of U . Here, we attribute ΔM_2 to the degree of activeness of geometrical frustration in these compounds which results in the quantum fluctuations responsible for the reduction of MM. Hence among these compounds, the degree of geometrical frustration is largest for MgV_2O_4 and smallest for CdV_2O_4 . From above discussion, it is clear that the order of ΔM_2 is similar as that of ΔM_1 for these compounds, which indicates that even by including the M_{orbital} to the M_{total} does not change the order of degree of geometrical frustration. Hence, the degree of geometrical frustration, which arises from ΔM_2 is inconsistent to that observed from the experimentally reported f_S .

It is important to note that the experimentally reported values of f_S in these compounds are calculated by the ratio between the Curie-Weiss temperature and the antiferromagnetic

transition temperature as,

$$f_S = |(\Theta_{CW})_{\text{exp}}|/(T_N)_{\text{exp}} \quad (1)$$

The values of $(\Theta_{CW})_{\text{exp}}$ are calculated (without including the orbital angular momentum L) by the following formula,⁵⁴

$$(\Theta_{CW})_{\text{exp}} = \frac{N(g_S\mu_B)^2}{3k_B V} S(S+1)\lambda \quad (2)$$

Where N/V , g_S , μ_B , k_B , S and λ are the number of magnetic atoms per unit volume, Lande g factor for the total spin angular momentum, Bohr magneton, Boltzmann constant, total spin angular momentum and Weiss molecular field constant, respectively. Substituting Eqn. (2) in Eqn. (1), we get

$$f_S = \frac{8N\mu_B^2}{3k_B V(T_N)_{\text{exp}}} \lambda \quad (3)$$

for $S=1$ and $g_S=2$.

For all three compounds, we have seen above that the contribution from the orbital part of MM is significant and can not be neglected. So, the above approximation is not expected to give correct values of the frustration indices. The best way for calculating the frustration indices is to include the contribution from both orbital and spin angular momenta. Now in order to calculate the frustration indices for these compounds, we have replaced the total spin angular momentum S by the total angular momentum J in Eqn. (2) and after using Eqn. (1), we get

$$f_J = \frac{N(g_J\mu_B)^2}{3k_B V(T_N)_{\text{exp}}} J(J+1)\lambda \quad (4)$$

Where f_J , $J=|L-S|$, L and $g_J=1+\frac{J(J+1)+S(S+1)-L(L+1)}{2J(J+1)}$ are the frustration index (by including both orbital and spin angular momenta), total angular momentum for less than half filled d orbitals, total orbital angular momentum and Lande g factor for the total angular momentum, respectively. Dividing Eqn. (4) by Eqn. (3), we get

$$f_J = \frac{g_J^2 J(J+1)}{8} f_S \quad (5)$$

The experimentally observed values of f_S are given in the Table 1.

Now, using Eqn. (5), we have calculated the values of f_J by including both orbital and spin angular momenta for these compounds by varying U from 2 to 6 eV. In Fig. 4, we have

plotted the f_J for these compounds as a function of U . It is evident from the figure that the values of f_J are largest for ZnV_2O_4 and smallest for CdV_2O_4 , for $U < 3.3$ eV. However, for $3.3 \leq U \leq 5.3$ eV, the order of f_J is $\text{MgV}_2\text{O}_4 > \text{ZnV}_2\text{O}_4 > \text{CdV}_2\text{O}_4$. For $U > 5.3$ eV, the order of f_J in these compounds is similar to that observed for $U < 3.3$ eV. It is also clear from the figure that the values of f_J for CdV_2O_4 are always found to be less than ZnV_2O_4 and MgV_2O_4 compounds for whole range of U , which indicates that it is least frustrated among these spinels. The reason for the different values of f_J for these compounds for whole range of U is discussed here as. It is also clear from the Eqn. (5) that the values of f_J depends on both the contribution of L to the J as well as the values of f_S . The reason for the different values of L for these compounds as a function of U has been already discussed above. Here, we discuss only for f_S . In the tetragonal phase, distorted VO_6 octahedron and V_4 tetrahedron have different V-O-V angles and V-V bonds, respectively, which are different for these compounds. Because of the different values of these bonds and angles from compound to compound (means CdV_2O_4 to MgV_2O_4 to ZnV_2O_4), the values of f_S is expected to be different for whole range of U studied here. For, example the strength of the magnetic interactions (or $|\Theta_{CW}|$) are small for CdV_2O_4 as compared to MgV_2O_4 and ZnV_2O_4 because of the large V-V bonds and V-O-V angles in CdV_2O_4 as compared to other two compounds. Also, Canosa *et al.* have proposed that the T_N of these compounds also increases with decreasing V-V distances.⁵⁵ Hence, geometrical frustration is expected to be different for these compounds because of the different values of $|\Theta_{CW}|$, T_N and L . Here, it is interesting to compare the order of calculated values of f_J with the calculated values of ΔM_2 as both are attributed as the degree of geometrical frustration in these compounds. The values of f_J calculated for $U=3.3-5.3$ eV provide the correct ordering of frustration indices, which is consistent with that arises from the ΔM_2 . Hence, in this range of U , a long issue of the inconsistency about the degree of geometrical frustration has resolved, which indicate the importance of orbital degrees of freedom in these compounds. This range of U also appear to make sense in the light of the work of Canosa *et al.*, where d electrons of CdV_2O_4 is put in the localized-electron regime; and ZnV_2O_4 and MgV_2O_4 are put in intermediate localization regime.⁵⁵ At that point, it is important to note that the calculated values of band gap in this range of U are found to be closer to that of experimentally observed values for all three compounds.

Now, in order to evaluate the nearest neighbour exchange coupling constant J_{nn} between

the V atoms of above mentioned compounds, we have considered the FM and AFM (not the experimentally observed structure) spin configurations. This is because of the fact that the experimentally observed sign of exchange coupling constant J_{nn} gives the information about the magnetic ground state of the compound and does not explain its spin structure. Lowest energy spin structure (i.e. magnetic ground state) is obtained by comparing various spin configurations of the compound. Hence, the FM and AFM primitive unit cell contains four V atoms (V1V2V3V4) with spin $\uparrow\uparrow\uparrow\uparrow$ and $\downarrow\downarrow\uparrow\uparrow$ (used in the present calculations), respectively are sufficient to estimate the J_{nn} for all three compounds. The atomic and spin arrangements of all four V atoms in the AFM primitive unit cell of these spinels are shown in the Fig. 5. Here, we have calculated the total energies of FM and AFM ordering in the classical Heisenberg Hamiltonian of the following form:⁵⁴

$$H = -J_{nn} \sum_{i>j} S_i \cdot S_j \quad (6)$$

where, S_i and S_j are the spin operators of V sites i and j , respectively with $S = 1$ for V $3d^2$ electrons. In these calculations, we have considered only nearest neighbour interactions. In spinels, the magnetic unit cell contains six nearest neighbour interactions among V atoms. Hence, the energy of the FM and AFM ordering per unit cell is now expressed as:

$$E_{FM} = E_0 - 6J_{nn} \quad (7)$$

and

$$E_{AFM} = E_0 + 2J_{nn} \quad (8)$$

After solving these two Eqns., we get

$$J_{nn} = \frac{E_{AFM} - E_{FM}}{8} \quad (9)$$

Using Eqn. (9), we have calculated J_{nn} for these compounds by varying U from 2 to 6 eV. The plot of J_{nn} versus U for these spinels is shown in the Fig. 6. It is evident from the figure that the negative values of exchange coupling constant for these compounds indicate the antiferromagnetic interaction for whole range of U . For ZnV_2O_4 and MgV_2O_4 the magnitude of J_{nn} (denoted by $|J_{nn}|$) decreases continuously for whole range of U as per expectation if $J_{nn} \approx \frac{4t^2}{U}$.⁵⁷ The values of $|J_{nn}|$ decreases from ~ 82.4 (~ 90.6) to ~ 48.7 (~ 30.7)

meV for MgV_2O_4 (ZnV_2O_4) as U changes from 2-6 eV. For CdV_2O_4 , $|J_{nn}|$ decreases from ~ 33.4 to ~ 5.6 meV as U changes from 2-6 eV. It is also clear from the figure that among these vanadates, the strength of the exchange interaction is largest for the MgV_2O_4 and smallest for the CdV_2O_4 for $U > 2.5$ eV. Now, we have estimated the Curie-Weiss temperature $(\Theta_{CW})_S$ for these vanadates from the calculated values of J_{nn} by using following formula,⁵⁴

$$(\Theta_{CW})_S = \frac{S(S+1)}{3k_B} z J_{nn} \quad (10)$$

where, $S=1$ (for V $3d^2$ electrons) and $z=6$ are the total spin angular momentum and the nearest neighbours of V atom (among which the exchange interaction is effective), respectively. Calculated values of $(\Theta_{CW})_S$ as a function of U for these compounds are given in the Fig. 7. It is clear from the figure that the absolute values of $(\Theta_{CW})_S$ [denoted by $|(\Theta_{CW})_S|$] decreases continuously with increases U from 2 to 6 eV for all compounds. For $U \leq 2.5$ eV, it is largest for ZnV_2O_4 and smallest for CdV_2O_4 compound. As U increases from 2.5 to 6 eV, the order of $|(\Theta_{CW})_S|$ becomes $\text{MgV}_2\text{O}_4 > \text{ZnV}_2\text{O}_4 > \text{CdV}_2\text{O}_4$, which indicates that the strength of the magnetic interaction is highest for MgV_2O_4 and lowest for CdV_2O_4 . Here, it is interesting to compare the $|(\Theta_{CW})_S|$ with the experimentally observed $(\Theta_{CW})_{\text{exp}}$ for $3.3 \leq U \leq 5.3$ eV. This is because the consistency about the degree of geometrical frustration (which arises from f_J and ΔM_2) as well as the the band gap are achieved in this range of U as discussed above. Experimentally reported absolute value of $(\Theta_{CW})_{\text{exp}}$ for ZnV_2O_4 , MgV_2O_4 and CdV_2O_4 are ~ 850 K ~ 600 K and ~ 400 K, respectively as shown in the Table 1.⁴⁵ It is evident from the figure that the $|(\Theta_{CW})_S|$ is about 2.5 (4.5) times larger than the experimental one for ZnV_2O_4 (MgV_2O_4) compounds for $3.3 \leq U \leq 5.3$ eV. For CdV_2O_4 , it is almost close to the $(\Theta_{CW})_{\text{exp}}$ for this range of U . Here, it is also interesting to see the effect of orbital degrees of freedom on the $(\Theta_{CW})_S$ because the contribution from the orbital part of MM is significant and can not be neglected for these spinels. Hence, we have replaced the total spin angular momentum S by the total angular momentum J in Eqn. (10), we get

$$(\Theta_{CW})_J = \frac{J(J+1)}{3k_B} z J_{nn} \quad (11)$$

Dividing Eqn. (11) by Eqn. (10), we get

$$(\Theta_{CW})_J = \frac{J(J+1)}{2} (\Theta_{CW})_S \quad (12)$$

for $S=1$.

Now, Eqn. (12) is used to calculate the $(\Theta_{CW})_J$, where we have included both orbital and spin angular momenta by varying U from 2 to 6 eV. In Fig. 8, we have plotted the $(\Theta_{CW})_J$ for these compounds as a function of U . From figure, it is clear that the order of absolute values of $(\Theta_{CW})_J$ [denoted by $|(\Theta_{CW})_J|$] is similar to that of $|(\Theta_{CW})_S|$ in these compounds for whole range of U . For these compounds, the values of $|(\Theta_{CW})_J|$ decreases continuously as U changes from 2-4 eV. For $U \geq 4$ eV, the increase in the $|(\Theta_{CW})_J|$ is mainly due to the decrease in the absolute values of orbital angular momenta (as discussed above) for these spinels. The values of $(\Theta_{CW})_J$ come closer and closer to the $(\Theta_{CW})_{\text{exp}}$ for both ZnV_2O_4 and MgV_2O_4 compounds as U varies from 3.3 to 5.3 eV. For ZnV_2O_4 (MgV_2O_4), $|(\Theta_{CW})_J|$ increases from ~ 310 K (~ 1145 K) to ~ 560 K (~ 1550 K) as U changes from 4 to 5 eV. However for CdV_2O_4 , it become less than the experimentally reported value, where it changes from ~ 40 K to ~ 160 K as U increases from 4 to 5 eV. It is well known that these spinels belong to the family of geometrically frustrated systems. Hence, the magnetic transition temperature (where the magnetic ordering occur) will be different from the Curie-Weiss $(\Theta_{CW})_S$ or $(\Theta_{CW})_J$ because of the presence degree of geometrical frustration in these spinels.

Now, in order to calculate the magnetic transition temperature for these vanadates, we have included the frustration by dividing the $|(\Theta_{CW})_S|$ by f_S as:

$$(T_N)_S = \frac{|(\Theta_{CW})_S|}{f_S} \quad (13)$$

for $S=1$.

The plot of $(T_N)_S$ is shown in the Fig. 9(a) as a function of U . It is clear from the figure that the values of $(T_N)_S$ decreases continuously for all compounds as U increases from 2 to 6 eV. For ZnV_2O_4 (MgV_2O_4) compounds, it decreases from ~ 110 K (~ 195 K) to ~ 96 K (~ 180 K) when U changes from 3.5-5 eV. Similarly, it decreases from ~ 35 K to ~ 31 K for CdV_2O_4 as U varies from 3.5 to 5 eV. From above discussion, it is also clear that the values of the $(T_N)_S$ for $\text{MgV}_2\text{O}_4 > \text{ZnV}_2\text{O}_4 > \text{CdV}_2\text{O}_4$ as per the experimental results. The values of $(T_N)_{\text{exp}}$ for these compounds are also given in the Table 1. In this range of U , the values of $(T_N)_S$ are still about 2.5 (4.5) times larger than $(T_N)_{\text{exp}}$ for ZnV_2O_4 (MgV_2O_4) compound. However for CdV_2O_4 , it is close to the experimental one. Here, it is interesting to see whether the magnetic transition temperature of these compounds is improved by including the orbital degree of freedom in $(\Theta_{CW})_S$. Now, $(\Theta_{CW})_S$ has become $(\Theta_{CW})_J$. The

values of magnetic transition temperature $(T_N)_J$ are now calculated by dividing $|(\Theta_{CW})_J|$ by f_J as:

$$(T_N)_J = \frac{|(\Theta_{CW})_J|}{f_J} \quad (14)$$

In Fig. 9(b), we have given the plot of $(T_N)_J$ versus U . From figure, it is clear that the values of $(T_N)_J$ are also largest for MgV_2O_4 and smallest for CdV_2O_4 compound for whole range of U studied here. Here, it is important to note that the $(T_N)_J$ for these compounds depend on the ratio of $|(\Theta_{CW})_J|$ and f_J and hence depends on J_{nn} as well as the contribution of L to J . The values of J_{nn} and L depends on the V-V, V-O bonds and V-O-V angles of distorted VO_6 octahedra, which are different for these compounds as discussed above in more detail. Among these spinels, lowest value of $(T_N)_J$ for CdV_2O_4 is expected because of large V-V, V-O bonds and V-O-V angles as compared to MgV_2O_4 and ZnV_2O_4 compounds. Also, the order of $(T_N)_J$ remains same as that of $(T_N)_S$ and $(T_N)_{\text{exp}}$. The values of $(T_N)_J$ are ~ 150 K, ~ 60 K and ~ 22 K for MgV_2O_4 , ZnV_2O_4 and CdV_2O_4 , respectively for $3.3 \leq U \leq 5.3$ eV. Now, it is interesting to compare the $(T_N)_S$, $(T_N)_J$ and $(T_N)_{\text{exp}}$ for these spinels. It is evident from the Table 1 that the values of $(T_N)_{\text{exp}}$ for MgV_2O_4 , ZnV_2O_4 and CdV_2O_4 are ~ 42 K, ~ 40 K and ~ 35 K, respectively. For $3.3 \leq U \leq 5.3$ eV, the $(T_N)_J$ is more closer to $(T_N)_{\text{exp}}$ as compared to the $(T_N)_S$ indicates the importance of orbital degree of freedom for these compounds. From above discussion, it is also clear that the $(T_N)_J$ is found to be close to the $(T_N)_{\text{exp}}$ for ZnV_2O_4 compound. However, for CdV_2O_4 , $(T_N)_J$ is less than the $(T_N)_{\text{exp}}$. Here, it is important to note that the calculated values of frustration indices for CdV_2O_4 compound are very small as U changes from 3.3 to 5.3 eV, which indicates that the system is unfrustrated. Hence, it is not necessary to include f_J for calculating $(T_N)_J$ in this system. Now, $(\Theta_{CW})_J \approx (T_N)_J$ and is found to be close to the experimental result. However, only for presenting the order of $(T_N)_J$ for these compounds, we have included the f_J in CdV_2O_4 . For MgV_2O_4 , $(T_N)_J$ is still about 3.5 times larger than $(T_N)_{\text{exp}}$. The various reason for $(T_N)_J > (T_N)_{\text{exp}}$ for this compound are discussed below: (i) the magnetic transition temperature as well as the Curie-Weiss temperature depends on the purity of the sample. For example, $(T_N)_{\text{exp}}$ reported by the Nishiguchi *et al.* is ~ 45 K for MgV_2O_4 , which is different from the Mamiya *et al.*,^{43,45,48,56} (ii) the values of f_J (which are used for calculating the $(T_N)_J$) are calculated from the Eqns. (1) and (5), which shows the dependence of f_J on the experimentally reported values

of $(\Theta_{CW})_{\text{exp}}$ and $(T_N)_{\text{exp}}$. Also, the estimation of $(\Theta_{CW})_{\text{exp}}$ depends on the linear fitting of the reciprocal magnetic susceptibility versus temperature data, which is also not consistent for this compound. For example, $(\Theta_{CW})_{\text{exp}}$ estimated by Mamiya *et al.* is ~ 600 K, which is found to less than as reported by Blasse *et al.*^{48,50} and (iii) the local functional (LDA+ U) is not found to treat the magnetic interactions properly even in MnO, where it overestimates the magnitude of these interactions as compared to experimental results.⁵⁸ Hence, it is expected that the $(\Theta_{CW})_J$ is greater than the experimental one for above mentioned spinels, which may be also responsible for larger values of $(T_N)_J$. At last, we conclude that even having the above mentioned ambiguities, the magnetic properties of all three compounds are well explained for $3.3 \leq U \leq 5.3$ eV. Hence, the present study clearly shows the importance of orbital degrees of freedom in understanding the geometrically frustrated magnetic behaviour of these compounds.

V. CONCLUSIONS

In conclusion, we have made an attempt to resolve the issue related to the degree of geometrical frustration present in AV_2O_4 ($A \equiv \text{Zn, Cd and Mg}$) compounds that arises from the two experimental data (i.e. frustration indices and magnetic moments) by using detailed LDA+ U +SOC calculations. The spin-orbit coupling was found to play an important role in deciding the magnetic properties of these compounds. The magnitude of maximum calculated values of orbital magnetic moment per formula unit for CdV_2O_4 ($\sim 1.74 \mu_B$) $>$ ZnV_2O_4 ($\sim 1.54 \mu_B$) $>$ MgV_2O_4 ($\sim 0.92 \mu_B$). The difference between the calculated and experimentally observed magnetic moment ($\Delta M_2 = M_{\text{total}} - M_{\text{exp}}$) was observed to be largest for MgV_2O_4 and smallest for CdV_2O_4 compound. The values of the frustration indices (f_J) by including the spin and orbital part of magnetic moment were also found to be largest for MgV_2O_4 and smallest for CdV_2O_4 compounds for $U = 3.3 - 5.3$ eV. The consistency about the degree of geometrical frustration (which arises from ΔM_2 and f_J) was obtained for this range of U . The order of the absolute values of nearest neighbour exchange coupling constant (J_{nn}) between V spins were found to be $\text{MgV}_2\text{O}_4 > \text{ZnV}_2\text{O}_4 > \text{CdV}_2\text{O}_4$, which show that the magnitude of Curie-Weiss temperature [$(\Theta_{CW})_J$] were highest for MgV_2O_4 and smallest for CdV_2O_4 for $3.3 \leq U \leq 5.3$ eV. In this range of U , the order of magnetic transition temperature [$(T_N)_J$] as well as the band gap were found to be in accordance with the experimental results for

these compounds. At last, we conclude that all the magnetic properties studied here were found to be well explained for $3.3 \leq U \leq 5.3$ eV.

ACKNOWLEDGMENTS

S.L. is thankful to UGC, India, for financial support.

-
- ¹ *Theory of the Inhomogeneous Electron Gas*, edited by S. Lundqvist, and N. H. March (Plenum, New York, 1983).
 - ² G. D. Mahan, and K. R. Subbaswamy, *Local Density Theory of Polarizability* (Plenum, New York, 1990).
 - ³ M. T. Czyżyk, and G. A. Sawatzky, Phys. Rev. B **49**, 14211 (1994).
 - ⁴ T. Kraft, P. M. Oppeneer, V. N. Antonov, and H. Eschrig, Phys. Rev. B **52**, 3561 (1995).
 - ⁵ M. S. S. Brooks, Physica **130B**, 6 (1985).
 - ⁶ P. M. Oppeneer, M. S. S. Brooks, V. N. Antonov, T. Kraft, and H. Eschrig, Phys. Rev. B **53**, R10437 (1996).
 - ⁷ F. Bultmark, F. Cricchio, O. Grånäs, and L. Nordström, Phys. Rev. B **80**, 035121 (2009).
 - ⁸ A. I. Liechtenstein, V. I. Anisimov, and J. Zaanen, Phys. Rev. B **52**, R5467 (1995).
 - ⁹ I. V. Solovyev, A. I. Liechtenstein, and K. Terakura, Phys. Rev. Lett. **80**, 5758 (1998).
 - ¹⁰ V. I. Anisimov, I. V. Solovyev, M. A. Korotin, M. T. Czyżyk, and G. A. Sawatzky, Phys. Rev. B, **48**, 16929 (1993).
 - ¹¹ H. T. Diep, *Magnetic system with Competing Interaction* (World Scientific, Singapore) 1994.
 - ¹² R. Liebmann, *Statistical Mechanics of Periodic Frustrated Ising Systems* (Springer-Verlag, Berlin) 1986.
 - ¹³ P. W. Anderson, Phys. Rev. **102**, 1008 (1956).
 - ¹⁴ B. Canals, and C. Lacroix, Phys. Rev. B **61**, 1149 (2000).
 - ¹⁵ A. B. Harris, A. J. Berlinsky, and C. Bruder, J. Appl. Phys. **69**, 5200 (1991).
 - ¹⁶ H. Tsunetsugu, J. Phys. Soc. Jpn. **70**, 640 (2001); Phys. Rev. B **65**, 024415 (2002).
 - ¹⁷ A. Koga, and N. Kawakami, Phys. Rev. B **63**, 144432 (2001).
 - ¹⁸ E. Berg, E. Altman, and A. Auerbach, Phys. Rev. Lett. **90**, 147204 (2003).

- ¹⁹ J. N. Reimers, A. J. Berlinsky, and A.-C. Shi, Phys. Rev. B **43**, 865 (1991); J. N. Reimers, *ibid.*, **45**, 7287 (1992).
- ²⁰ R. Moessner, and J. T. Chalker, Phys. Rev. Lett. **80**, 2929 (1998); Phys. Rev. B **58**, 12049 (1998).
- ²¹ H. Tsunetsugu, and Y. Motome, Phys. Rev. B **68**, 060405(R) (2003).
- ²² O. Tchernyshyov, Phys. Rev. Lett. **93**, 157206 (2004).
- ²³ S. Di Matteo, G. Jackeli, and N. B. Perkins, Phys. Rev. B **72**, 020408(R) (2005).
- ²⁴ H. Tsunetsugu, and Y. Motome, Prog. Theor. Phys. Suppl. **160**, 203 (2005).
- ²⁵ T. Maitra, and R. Valentí, Phys. Rev. Lett. **99**, 126401 (2007).
- ²⁶ G. Giovannetti, A. Stroppa, S. Picozzi, D. Baldomir, V. Pardo, S. Blanco-Canosa, F. Rivadulla, S. Jodlauk, D. Niermann, J. Rohrkamp, T. Lorenz, S. Streltsov, D. I. Khomskii, and J. Hemberger, Phys. Rev. B **83**, 060402(R) (2011).
- ²⁷ S. K. Pandey, Phys. Rev. B **84**, 094407 (2011).
- ²⁸ S. K. Pandey, Phys. Rev. B **86**, 085103 (2012).
- ²⁹ S. Lal, and S. K. Pandey, Eur. Phys. J. B **87**, 197 (2014).
- ³⁰ S. -H. Lee, D. Louca, H. Ueda, S. Park, T. J. Sato, M. Isobe, Y. Ueda, S. Rosenkranz, P. Zschack, J. Íñiguez, Y. Qiu, and R. Osborn, Phys. Rev. Lett. **93**, 156407 (2004).
- ³¹ T. Suzuki, M. Katsumura, K. Taniguchi, T. Arima, and T. Katsufuji, Phys. Rev. Lett. **98**, 127203 (2007).
- ³² H. Mamiya, M. Onoda, T. Furubayashi, J. Tang, and I. Nakatani, J. Appl. Phys. **81**, 5289 (1997).
- ³³ M. Reehuis, A. Krimmel, N. Büttgen, A. Loidl, and A. Prokofiev, Eur. Phys. J. B **35**, 311 (2003).
- ³⁴ M. Onoda, and J. Hasegawa, J. Phys.: Condens. Matter **15**, L95 (2003).
- ³⁵ K. Adachi, T. Suzuki, K. Kato, K. Osaka, M. Takata, and T. Katsufuji, Phys. Rev. Lett. **95**, 197202 (2005).
- ³⁶ V. O. Garlea, R. Jin, D. Mandrus, B. Roessli, Q. Huang, M. Miller, A. J. Schultz, and S. E. Nagler, Phys. Rev. Lett. **100**, 066404 (2008).
- ³⁷ J.-H. Chung, J.-H. Kim, S.-H. Lee, T. J. Sato, T. Suzuki, M. Katsumura, and T. Katsufuji, Phys. Rev. B **77**, 054412 (2008).

- ³⁸ D. I. Khomskii , *Transition Metal Compounds*, (Cambridge University Press, United Kingdom, 2014).
- ³⁹ K. I. Kugel, and D. I. Khomskii, Usp. Fiz. Nauk **136**, 621 (1982) [Sov. Phys. Usp. **25**, 231 (1982)].
- ⁴⁰ J. S. Gardner, M. J. P. Gingras, and J. E. Greedan, Rev. Mod. Phys. **82**, 53 (2010).
- ⁴¹ P. G. Radaelli, New J. Phys. **7**, 53 (2005).
- ⁴² Y. Huang, L. Pi, S. Tan, Z. Yang, and Y. Zhang, J. Phys: Condens. Matter **24**, 056001 (2012).
- ⁴³ N. Nishiguchi, and M. Onoda, J. Phys: Condens. Matter **14**, L551 (2002).
- ⁴⁴ E. M. Wheeler, B. Lake, A. T. M. N. Islam, M. Reehuis, P. Steffens, T. Guidi, and A. H. Hill, Phys. Rev. B **82**, 140406(R) (2010).
- ⁴⁵ H. Takagi, and S. Niitaka, *Introduction to Frustrated Magnetism*, Springer Series in Solid-State Sciences, Vol. 164 (Springer, Berlin) 2011, Part 3, p. 155.
- ⁴⁶ S. Niziol Phys. Status Solidi A **18**, K11 (1973).
- ⁴⁷ Y. Ueda, N. Fujiwara, and H. Yasuoka, J. Phys. Soc. Jpn. **66**, 778 (1997).
- ⁴⁸ H. Mamiya, and M. Onoda, Solid State Commun. **95**, 217 (1995).
- ⁴⁹ Z. Zhang, D. Louca, A. Visinoui, and S.-H. Lee, Phys. Rev. B **74**, 014108 (2006).
- ⁵⁰ P. K. Baltzer, P. J. Wojtowicz, M. Robbins, and E. Lopatin, Phys. Rev. **151**, 367 (1966).
- ⁵¹ <http://elk.sourceforge.net>.
- ⁵² J. P. Perdew, and Y. Wang, Phys. Rev. B. **45**, 13244 (1992).
- ⁵³ R. Kaur, T. Maitra, and T. Nautiyal, J. Phys: Condens. Matter **25**, 065503 (2013).
- ⁵⁴ N. W. Ashcroft, and N. D. Mermin, *Solid State Physics* (Cengage Learning, New Delhi) 2010, p. 691-717.
- ⁵⁵ S. B. Canosa, F. Rivadulla, V. Pardo, D. Baldomir, J. -S. Zhou, M. G. Hernández, M. A. L. Quintela, J. Rivas, and J. B. Goodenough, Phys. Rev. Lett. **99**, 187201 (2007).
- ⁵⁶ H. Mamiya, M. Onoda, T. Furubayashi, J. Tang, and I. Nakatani, J. Appl. Phys. **81**, 5289 (1997).
- ⁵⁷ A. Saul, and G. Radtke, Phys. Rev. Lett. **106**, 177203 (2011).
- ⁵⁸ I. V. Solovyev, and K. Terakura, Phys. Rev. B **58**, 23 (1998).

TABLE I. Experimentally observed Curie-Weiss temperature $[(\Theta_{CW})_{exp}]$ (K), magnetic transition temperature $[(T_N)_{exp}]$ (K), frustration index (f_S), magnetic moment per formula unit $[M_{exp}]$ (μ_B) and calculated values of orbital magnetic moment per formula unit $[M_{orbital}]$ (μ_B) for ACr_2O_4 (A=Zn, Mg and Cd) compounds.

Compound	$(\Theta_{CW})_{exp}^{45}$	$(T_N)_{exp}^{33,45}$	f_S^{45}	M_{exp}^{44}	$M_{orbital}^{25,27,28}$
ZnV ₂ O ₄	-850	40	21.3	1.26	-1.50
MgV ₂ O ₄	-600	42	14.3	0.94	-0.40
CdV ₂ O ₄	-400	35	11.4	2.38	-0.40

FIG. 1. (a) Atomic arrangements of V and O atoms of AV_2O_4 ($A \equiv Zn, Cd$ and Mg) compounds in tetragonal unit cell. Each V atom is located at the center of edge sharing VO_6 octahedra (V-O bond is not connected for the sake of clarity) and (b) a schematic energy level diagram showing the splitting of d levels due to crystal field and spin-orbit coupling.

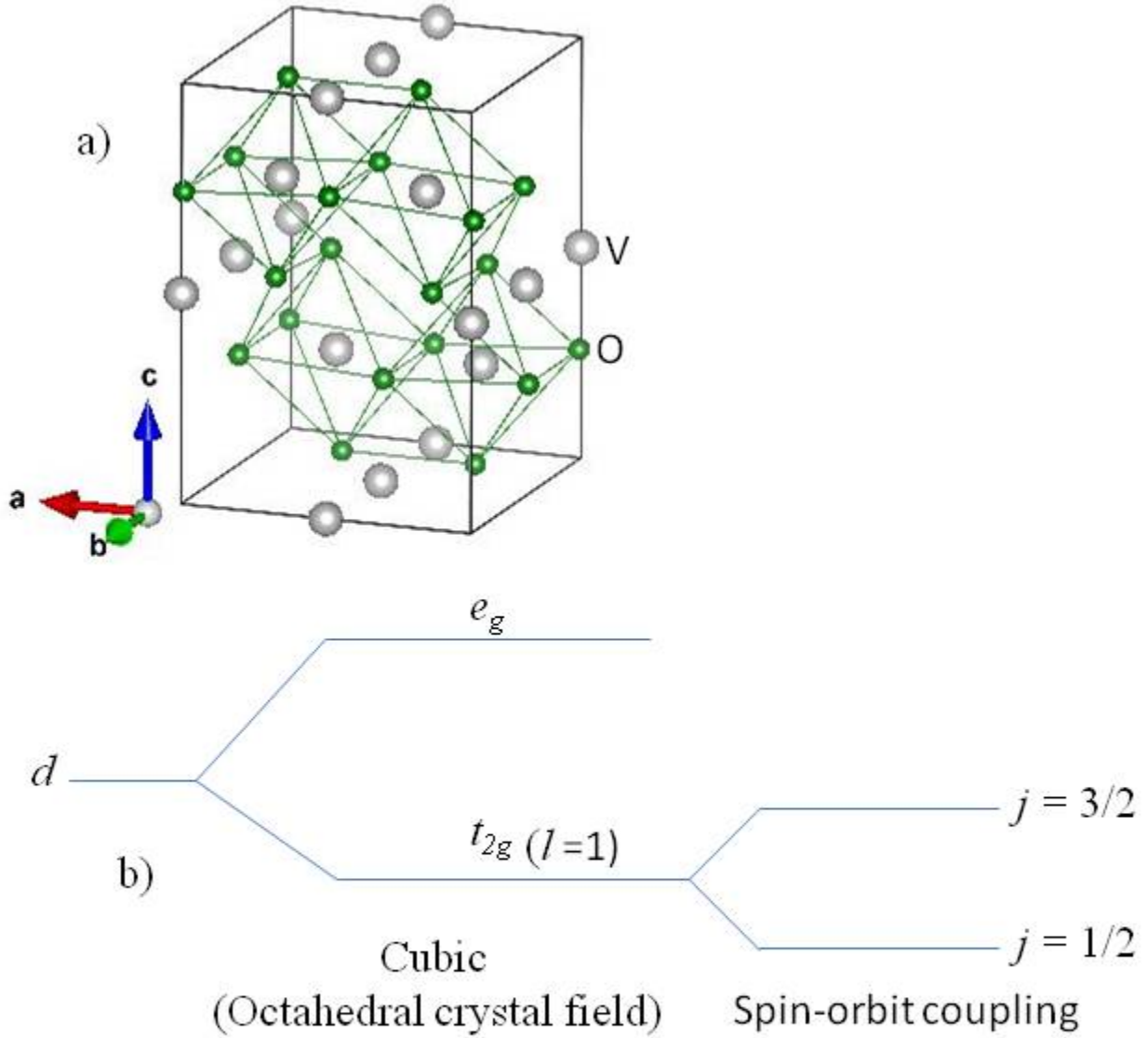


FIG. 2. Spin (M_{spin}), orbital (M_{orbital}) and total (M_{total}) magnetic moments per formula unit as a function of U obtained from LDA+ U +SOC calculations for (a) ZnV_2O_4 , (b) MgV_2O_4 and (c) CdV_2O_4 compounds.

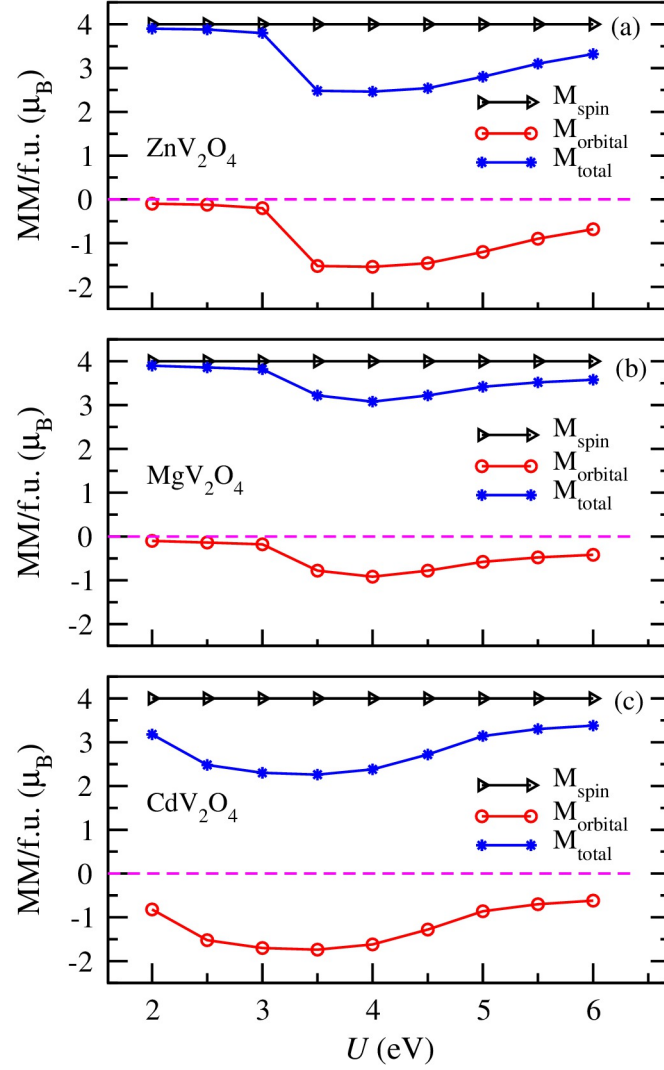


FIG. 3. ΔM_2 versus U plot for AV_2O_4 ($A \equiv \text{Zn, Cd and Mg}$) compounds, where $\Delta M_2 = M_{\text{total}} - M_{\text{exp}}$.

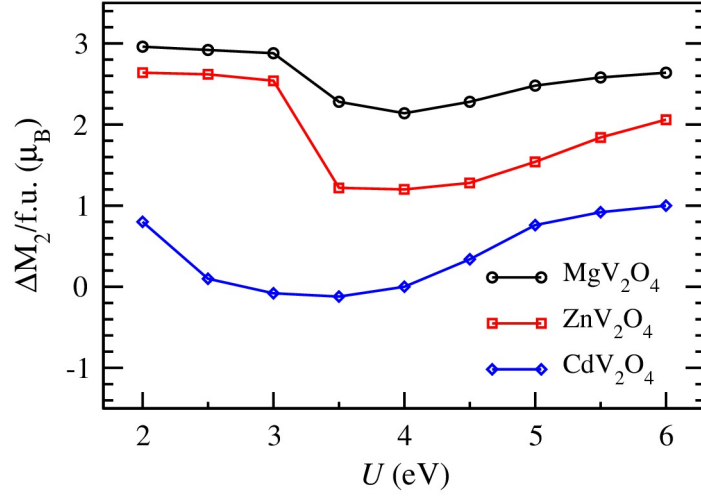


FIG. 4. The variation of the frustration indices (f_J) with respect to U for AV_2O_4 ($A \equiv \text{Zn, Cd and Mg}$) compounds.

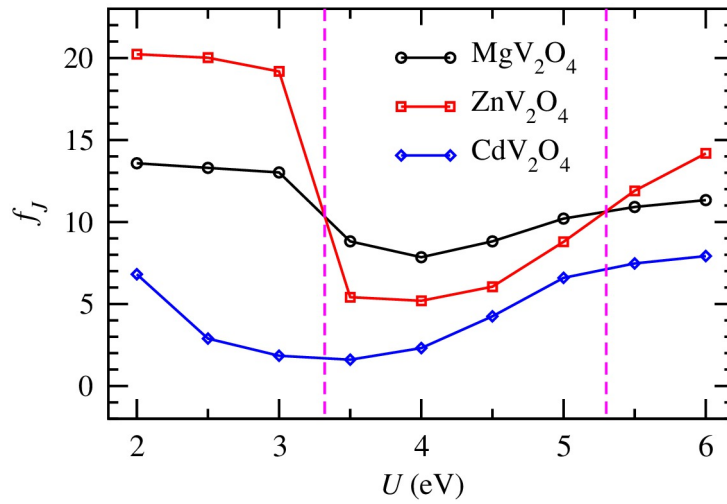


FIG. 5. The atomic and spin arrangements of all four V atoms in the antiferromagnetic primitive unit cell (only used for calculating the nearest neighbour exchange-interaction parameter (J_{nn})) of AV_2O_4 ($A \equiv \text{Zn, Cd and Mg}$) compounds.

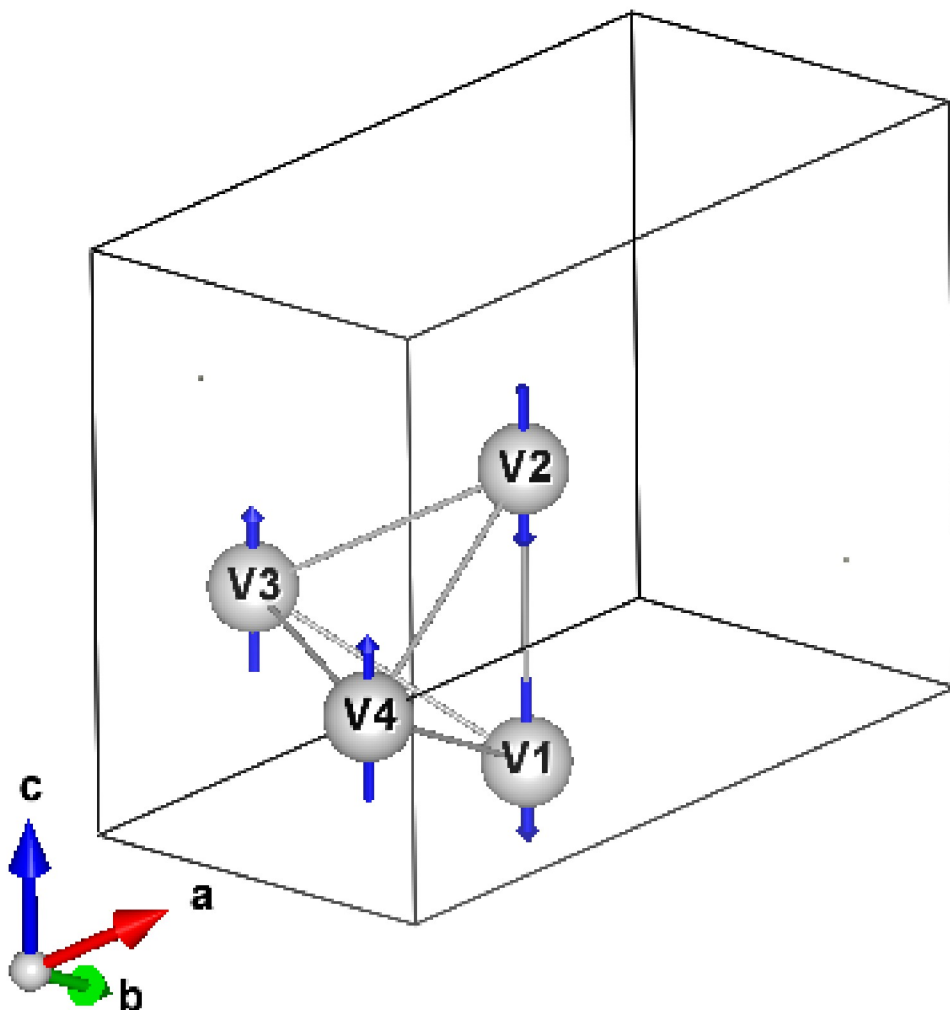


FIG. 6. The nearest neighbour exchange-interaction parameter (J_{nn}) obtained by calculating the total energies per unit cell of ferromagnetic and antiferromagnetic configurations onto a classical Heisenberg model as a function of U for AV_2O_4 ($A \equiv \text{Zn, Cd and Mg}$) compounds.

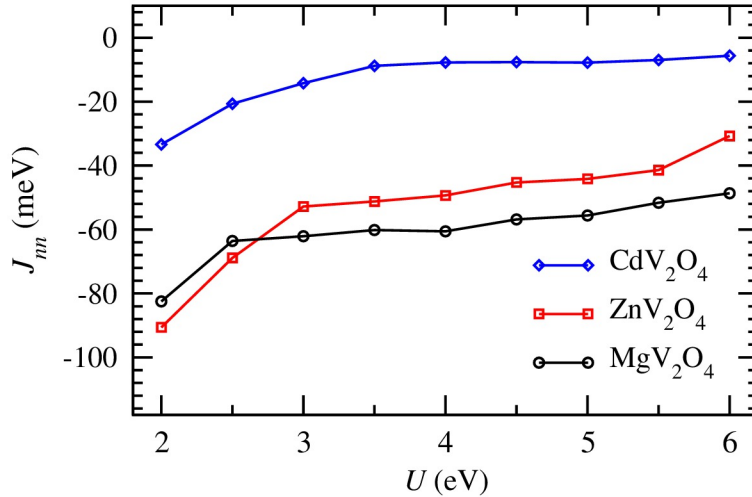


FIG. 7. Curie-Weiss temperature $[(\Theta_{\text{CW}})_S]$ estimated from the calculated values of the nearest neighbour exchange-interaction parameter (J_{nn}) versus U for AV_2O_4 ($A \equiv \text{Zn, Cd and Mg}$) compounds.

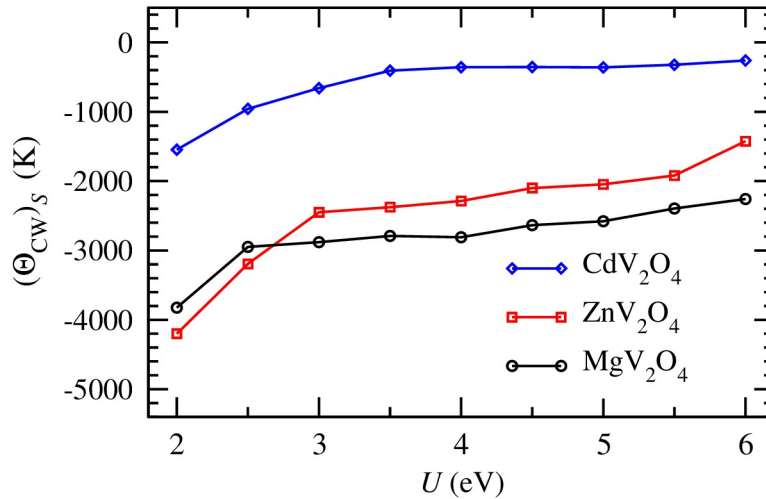


FIG. 8. The variation of the Curie-Weiss temperature $[(\Theta_{\text{CW}})_J]$ as a function of U for AV_2O_4 ($A \equiv \text{Zn, Cd and Mg}$) compounds.

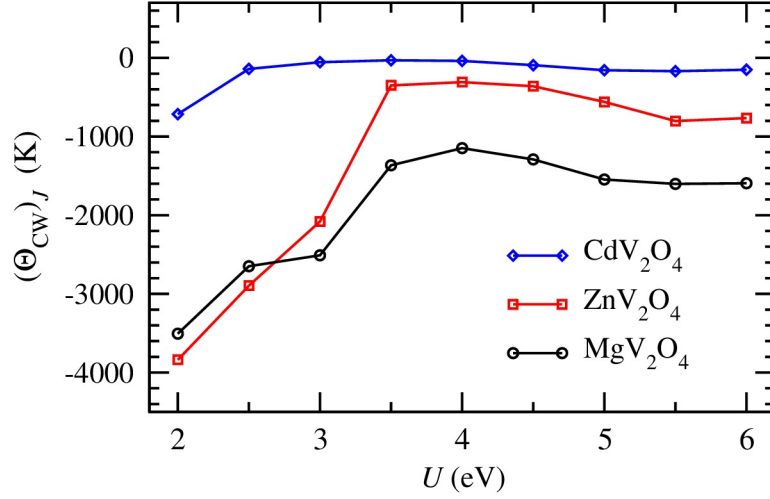


FIG. 9. (a) The magnetic transition temperatures $[(T_N)_S]$ and (b) $[(T_N)_J]$ as a function of U for AV_2O_4 ($A \equiv \text{Zn, Cd and Mg}$) compounds.

