

# Suppression of magnetism in $\text{Ba}_5\text{AlIr}_2\text{O}_{11}$ : interplay of Hund's coupling, molecular orbitals and spin-orbit interaction

Sergey V. Streltsov,<sup>1,2</sup> Gang Cao,<sup>3</sup> and Daniel I. Khomskii<sup>3</sup>

<sup>1</sup>*Institute of Metal Physics, S. Kovalevskoy St. 18, 620990 Ekaterinburg Russia*

<sup>2</sup>*Ural Federal University, Mira St. 19, 620002 Ekaterinburg, Russia\**

<sup>3</sup>*II. Physikalisches Institut, Universität zu Köln, Zùlpicher Straße 77, D-50937 Köln, Germany*

The electronic and magnetic properties of  $\text{Ba}_5\text{AlIr}_2\text{O}_{11}$  containing Ir-Ir dimers are investigated using the GGA and GGA+SOC calculations. We found that strong suppression of the magnetic moment in this compound recently found in [J. Terzic *et al.*, Phys. Rev. B **91**, 235147 (2015)] is not due to charge-ordering, but is related to the joint effect of the spin-orbit interaction and strong covalency, resulting in the formation of metal-metal bonds. They conspire and act against the intra-atomic Hund's rule exchange interaction to reduce total magnetic moment of the dimer. We argue that the same mechanism could be relevant for other  $4d$  and  $5d$  dimerized transition metal compounds.

PACS numbers: 71.70.Ej, 61.50.Ah, 75.25.Dk

*Introduction.*— The study of  $4d$  and especially  $5d$  transition metal compounds, in particular those of Ir, is now at the forefront of research in the physics of correlated electron systems. This is largely connected with novel effects caused by strong spin-orbit coupling (SOC). In particular, for  $\text{Ir}^{4+}$  with  $t_{2g}^5$  electronic configuration, with spin  $S = 1/2$  and effective orbital moment  $L_{eff} = 1$ , strong SOC can stabilize for an isolated ion the state with  $J = 1/2$ , which can explain Mott insulating character of  $\text{Sr}_2\text{IrO}_4$ [1] or could lead for honeycomb systems  $\text{Li}_2\text{IrO}_3$  and  $\text{Na}_2\text{IrO}_3$  to special states like those described by Kitaev model[2] (see also Ref. [3]). But no less interesting could be possible nontrivial properties of systems with  $\text{Ir}^{5+}$  and  $\text{Ru}^{4+}$ , with ionic configuration  $t_{2g}^4$  ( $S = 1$ ,  $L_{eff} = 1$ ), which in case of isolated ions are in nonmagnetic  $J = 0$  state[4]. And indeed for ESR (electron spin resonance) community  $\text{Ir}^{5+}$  is a classical nonmagnetic ion, even sometimes used for nonmagnetic dilution. However, in concentrated solids the intersite interaction, if strong enough, can in principle lead to magnetic ordering in such systems – the phenomenon known as singlet magnetism, see e.g. Ch. 5.5 in Ref. [5] and Ref. [6]. Apparently such magnetic state was discovered in double perovskite  $\text{Sr}_2\text{YIrO}_6$  in Ref. [7].

An interesting system  $\text{Ba}_5\text{AlIr}_2\text{O}_{11}$ [8] was recently experimentally studied in details in Ref. [9]. The main building blocks of it are dimers of face-sharing  $\text{IrO}_6$  octahedra with, on the average, mixed valence  $\text{Ir}^{4.5+}$ , which may be expected to combine both the properties typical for  $\text{Ir}^{4+}$  and for  $\text{Ir}^{5+}$ . However in contrast to the single-site physics (leading to  $J = 1/2$  state for  $\text{Ir}^{4+}$  and  $J = 0$  for  $\text{Ir}^{5+}$ ) here we deal with strongly coupled pair of Ir ions, in which, for example, intersite electron hopping can easily be of order or even larger than the intra-atomic parameters such as the Hund's rule coupling  $J_H$  and spin-orbit coupling  $\lambda$ , and can compete with the intra-atomic Hubbard repulsion  $U$ . Indeed, in going from  $3d$  to  $4d$  and  $5d$  ions,  $U$  decreases, from  $\sim 5$  eV for  $3d$  to  $2-3$  eV for  $4d$

and to  $1-2$  eV for  $5d$ . Similarly,  $J_H \sim 0.7-0.9$  eV for  $3d$ ,  $0.5-0.6$  for  $4d$ , and  $\sim 0.5$  eV for  $5d$  systems[10]. At the same time the size of  $d$ -orbitals, and with it the  $pd$ - and  $dd$ -hoppings increase in this series, and can easily reach  $1-1.5$  eV for  $4d-5d$  systems[11-13]. In this situation there may occur strong modification of the behaviour expected for isolated  $5d$  (e.g. Ir) ions.  $\text{Ba}_5\text{AlIr}_2\text{O}_{11}$  may be a good example on which one can investigate relative importance of single-site vs intersite effects.

The crystal structure of  $\text{Ba}_5\text{AlIr}_2\text{O}_{11}$  consists of Ir-Ir dimers, which form chains, as shown in Fig. 1. At

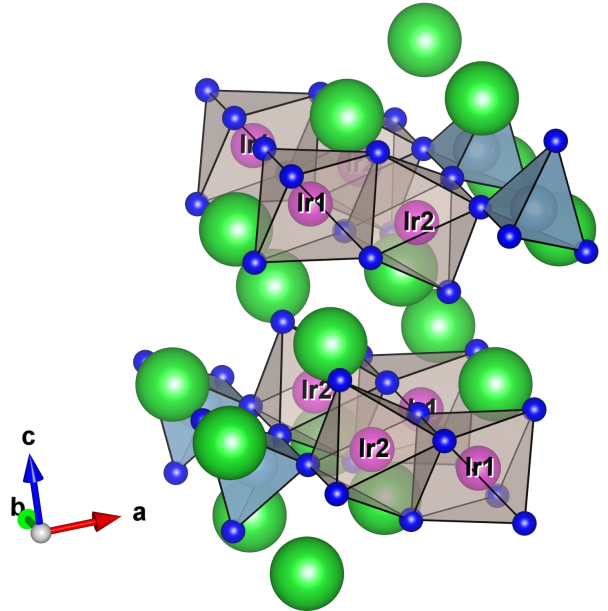


FIG. 1: (color online). Crystal structure of  $\text{Ba}_5\text{AlIr}_2\text{O}_{11}$ . Ir ions (violet balls) are in the oxygen (small blue balls) octahedra. Two nearest  $\text{IrO}_6$  octahedra form dimer, sharing their faces. Al (large blue balls) ions are in the oxygen tetrahedra and Ba (green balls) sits in the voids.

$T_S = 210$  K there occurs a structural phase transition accompanied by the metal-insulator transition[9]. While even at room temperature there is a certain difference in the average Ir-O distance for two classes of Ir (Ir2 occupies octahedra, which share their corners with  $\text{AlO}_4$  tetrahedra; Ir1 is in the center of the remaining octahedra), it increases at  $T_S$ . Thus, one could speak about certain charge ordering even for  $T > T_S$ , if this high temperature phase was insulating. The real charge disproportionation in limiting case  $2\text{Ir}^{4.5+} \rightarrow \text{Ir}^{4+} + \text{Ir}^{5+}$ , seems to occur only in the insulating phase below  $T_S$  as manifested by a strong dielectric anomaly at  $T_S$  and by increasing difference in the average Ir-O bond distance for two classes of Ir.[9]

Below  $T_M = 4.5$  K there appears a long range magnetic order in  $\text{Ba}_5\text{AlIr}_2\text{O}_{11}$  apparently an antiferromagnetic one, consistent with negative Curie-Weiss temperature ( $\theta = -14$  K). The effective magnetic moment, obtained by the high temperature fit of susceptibility is  $\mu_{eff} = 1.04\mu_B/\text{dimer}$ , much smaller than one would expect from the values of spin moments corresponding to  $\text{Ir}^{4+}$  ( $\mu_s = 1\mu_B/\text{Ir}$ ) or  $\text{Ir}^{5+}$  ( $\mu_s = 2\mu_B/\text{Ir}$ ) [9]. The mechanism of such a strong suppression was proposed in Ref. [9]. It was argued that is related to the joint effect of the strong spin-orbit coupling and formation of singlet molecular orbitals for part of Ir  $5d$  orbitals.

In this paper we theoretically investigate this problem using *ab initio* band structure calculations. We demonstrate that indeed in this material, as possibly also in other  $5d$  compound, there exist strong interplay of covalent bond formation, Hund's rule coupling and spin-orbit interaction, which result in particular in strong suppression of magnetic moment of Ir ions and which strongly modifies intradimer exchange interaction. These results give good explanation of unusual properties of  $\text{Ba}_5\text{AlIr}_2\text{O}_{11}$ , and show general trend expected in similar materials with competing intrasite and intersite effects.

*Ionic treatment.*— Before presenting the results of the real band structure calculations, we show what one might expect in this system starting from the ionic consideration. Since the  $t_{2g}-e_g^\sigma$  crystal-field splitting is huge for  $4d$  and especially  $5d$  transition metal oxides, first we have to fill  $t_{2g}$  orbitals. Two neighbouring  $\text{IrO}_6$  octahedra form dimer sharing their faces. In such geometry there will be two different by symmetry sets of orbitals:  $a_{1g}$  orbitals pointing to each other will have stronger hopping,  $t_a$ , than  $e_g^\pi$  orbitals,  $t_e$ , see Fig. 2(a)[14]. Having nine  $5d$ -electrons per Ir-Ir dimer one may fill these orbitals in two different ways: to have maximum ( $S_{tot} = 3/2$ ) and minimum ( $S_{tot} = 1/2$ ) total spins, Fig. 2(b) and (c) respectively.

The first configuration with  $S_{tot} = 3/2$  can be called double exchange (DE) state, since the electron (hole) on delocalized  $a_{1g}$  antibonding orbital with the largest hopping  $t_a$  moves from one site to another in the dimer and makes other two electrons (holes) to have the same spin

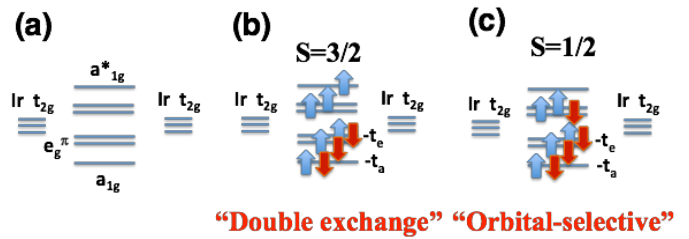


FIG. 2: (color online). The sketch, which shows (a) the level splitting in the dimer constructed out of face-sharing octahedra: the largest bonding-antibonding splitting corresponds to  $a_{1g}$  orbitals, directed to each other in this geometry. (b) and (c) illustrates two possible states in such a system with different values of total spin.

projection. In the second, state with  $S_{tot} = 1/2$  the antibonding  $a_{1g}$  orbital stays unoccupied and the total magnetic moment is suppressed. One may speak about this state as orbital-selective (OS) states [13, 15], since  $e_g^\pi$  and  $a_{1g}$  orbitals behave very differently in this state.

One may consider this situation in the simplest ionic approximation, taking into account Hund's rule coupling  $H_{Hund} = -J_H(1/2 + 2\vec{S}_1\vec{S}_2)$  and the hoppings between  $a_{1g}$  orbitals ( $t_a$ ) and  $e_g^\pi$  orbitals ( $t_e$ ). We also assume in the beginning that the wave-function for  $a_{1g}$  electrons in the OS state can be approximated by pure molecular-orbital (MO LCAO) state (homopolar and ionic terms have the same weights). Then it is easy to show that the DE state will be realized, if

$$J_H > 2(t_a - t_e) = 2\Delta_{ae}. \quad (1)$$

The Hund's rule exchange for Ir is  $\sim 0.5-0.7$  eV[16, 17], while both hopping parameters can be found from real *ab initio* calculation. If  $\Delta_{ae}$  would be large enough, one could explain experimentally observed suppression of magnetic moment only by the covalency, i.e. by formation of metal-metal bonds.

*Calculation details.*— We used full-potential Wien2k code[18] and generalized gradient approximation (GGA)[19]. The atomic sphere radii were set as following:  $R_{Ir}=1.91$  a.u.,  $R_{Ba}=2.35$  a.u.,  $R_{Al}=1.63$  a.u., and  $R_O=1.63$  a.u. The spin-orbit coupling (SOC) was treated in a second variational way. 160 k-points were used for the Brillouin-zone integration. The parameter of the plane-wave expansion was chosen to be  $R_{MT}K_{max} = 7$ , where  $R_{MT}$  is the smallest atomic sphere radii and  $K_{max}$  - plane wave cut-off. The calculations were performed for the crystal structure obtained by X-ray diffraction at  $T=90$  K [9, 20].

*Calculation results.*— Our nonmagnetic GGA calculation for low-temperature phase indeed indicates a sizeable bonding-antibonding splitting (see Fig. 3), which is natural for  $\text{IrO}_6$  octahedra forming dimers. As we have seen above, the key parameter, which defines the ground state electronic configuration is the splitting be-

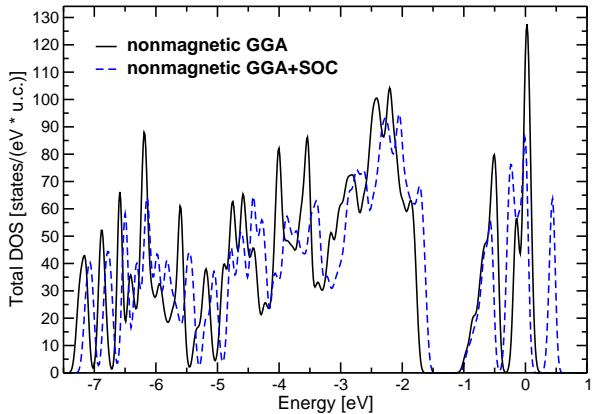


FIG. 3: (color online). Total DOS in the nonmagnetic GGA and GGA+SOC calculations. In the GGA calculations bonding and antibonding Ir orbitals are at -0.7 and -0.1 eV, respectively.

tween antibonding  $a_{1g}$  and  $e_g^\pi$  orbitals,  $\Delta_{ae}$ . Using the linearized muffin-tin orbitals method[21], the local density approximation and Wannier projection technique[22] we estimated, that  $\Delta_{ae} \sim 0.2$  eV. In contrast to our expectations, this value is smaller than  $J_H/2$ . Therefore in contrast to experimental finding [9] according to Eq. (1) the DE, not OS state with small magnetic moment should win in this case.

Indeed, in the magnetic GGA calculations total spin moment is  $\sim 2.0 \mu_B/\text{dimer}$  (smaller than the ionic value due to hybridization effects[23–25]), while  $|\mu_s(\text{Ir1})|=0.9 \mu_B$  and  $|\mu_s(\text{Ir2})|=0.6 \mu_B$ . It is remarkable that the spin moments on the two Ir ions forming dimers are ferromagnetically coupled (antiferromagnetic solution does not converge in the GGA). Therefore, the exchange coupling between these ions without SOC is governed by the DE. Furthermore, there is an unusually large moment  $\sim 0.5 \mu_B/\text{dimer}$  in the interstitial space between the atomic spheres related to the formation of the bonding state, favoring bond-centered spin densities.

However, there is a significant difference between the two unequal mean Ir-O distances for the two face-sharing octahedra:  $\delta=d[\text{Ir2-O}]-d[\text{Ir1-O}]=0.016 \text{ \AA}$  (recalculated from experimental structure in low-temperature phase[9, 20]), compared to  $\delta \sim 0.055 \text{ \AA}$  for a full  $\text{Ir}^{4+}/\text{Ir}^{5+}$  charge order[26]. The Bader analysis [27] shows that corresponding charge disproportionation is  $\delta n_{\text{Ir1}/\text{Ir2}} \sim 0.3$  electrons (Ir1 is closer to  $\text{Ir}^{5+}$  and Ir2 to  $\text{Ir}^{4+}$ ), indicating the existence of a charge order.

An account of the SOC in the magnetic GGA+SOC calculations strongly changes the situation. It reduces the total moment,  $\mu_z^{\text{GGA+SOC}} \sim 0.8 \mu_B/\text{dimer}$ , which is much smaller than in GGA, where  $\mu_z^{\text{GGA}} \sim 2 \mu_B/\text{dimer}$ ,

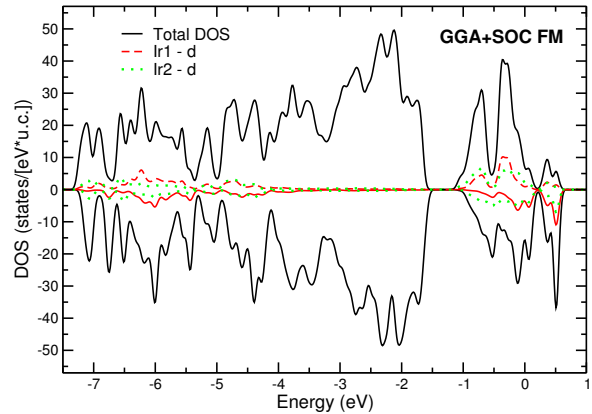


FIG. 4: (color online). Results of the ferromagnetic GGA+SOC calculations. Positive (negative) values correspond to spin majority (minority).  $E_F=0$ .

and which is now consistent with the experimental value. This suggests the importance of the SOC. However, the SOC does not simply reduce the total moment due to direct contribution of orbital moment, which is expected to be antiparallel to spin, see Tab. I. This effect, commonly used for the description of the spin singlet state of  $\text{Ir}^{5+}$  ion (which for isolated ion could give nonmagnetic state [4–6]), leads in  $\text{Ba}_5\text{AlIr}_2\text{O}_{11}$  to a decrease of the total moment only by  $\sim 0.2 \mu_B/\text{dimer}$ . Thus the observed reduction of the total moment of a dimer is not caused by onset of  $J = 0$  state on  $\text{Ir}^{5+}$ . This is due to the fact that we are dealing not with the isolated ions, but with a dimer, with significant hopping between sites and with the average mixed valence of  $\text{Ir}^{4.5+}$ . It is clearly seen from Fig. 4, that  $5d$  orbitals of Ir1 and Ir2 are strongly hybridized and cannot be considered as ionic. The main reason for the reduction of the total moment is related to strong changes in the electronic structure and to breaking of the delicate balance between DE and SO states by the SOC.

These changes are easier to see in the nonmagnetic GGA+SOC calculations. One may notice in Fig. 3 that the SOC basically shifts part of the antibonding MO to higher energy, due to formation of  $j_{eff} = 1/2$  and  $j_{eff} = 3/2$  subbands. The DOS center of gravity calculations shows that the splitting due to SOC is  $\Delta_{SOC} \sim 0.6$  eV. This, together with the bonding-antibonding splitting is already sufficient to overcome the Hund's rule coupling and to suppress DE. Indeed, it is clearly seen in Fig. 4 that the SOC does not spoil main feature of the GGA band structure – the presence of bonding-antibonding splitting, but additionally lifts one of the antibonding orbitals up so that in effect  $\Delta_{ae} + \Delta_{SOC} > J_H/2$ , cf. Eq (1). Thus, the SOC plays on the side of covalency

TABLE I: Magnetic moments obtained in the GGA+SOC calculations.

Ion	Spin moment, $\mu_B$	Orbital moment, $\mu_B$	$\mu_j(\text{Ir}), \mu_B$
Ir1 ( $\text{Ir}^{5+}$ )	(0.02, 0.00, 0.53)	(-0.08, 0.00, -0.09)	0.44
Ir2 ( $\text{Ir}^{4+}$ )	(0.09, 0.00, 0.24)	(-0.01, 0.00, -0.11)	0.15

against DE. It also decreases the moment in the interstitial region down to  $0.27 \mu_B$  and mixes spin up and down states reducing spin moments on Ir sites, as shown in Tab. I. On the other hand the SOC does not act against charge disproportionation, which is given by the lattice distortions:  $\delta n_{\text{Ir}1/\text{Ir}2}$  stays  $\sim 0.3$  electrons in the GGA+SOC calculations.

These theoretical results are consistent with experiment. Particularly, considerable weakened  $\mu_{eff}$  is a result of common action of the SOC and covalency. As mentioned above, Ir forming dimer should not be considered as isolated ions, but they rather represent a single quantum-mechanical object having, due to joint effect of the SOC and covalency, strongly reduced magnetic moments. These moments can be coupled between dimers antiferromagnetically as usually occurs in insulating TM oxides[5]. This agrees with the low temperature of the magnetic transition and negative  $\theta_{CW}$ . It is important to note that small moment is experimentally seen already at temperatures much higher than the temperature of charge ordering; therefore it is not related with the formation of  $\text{Ir}^{4+}$  and  $\text{Ir}^{5+}$  ions (and correspondingly with  $J = 0$  physics), but is rather explained by the competition between (covalency +SOC) with the Hund's exchange.

*Conclusions.* – To sum up, with the use of the *ab initio* calculations we show in the present paper that it is the combined action of the spin orbit coupling and strong covalency which leads to suppression of magnetic moment in  $\text{Ba}_5\text{AlIr}_2\text{O}_{11}$ . Formation of the metal-metal bonds (covalency) alone is here not strong enough to suppress double exchange, which would favours the state with maximum spin. The spin-orbit coupling alone also would not be able to efficiently suppress magnetic moments on Ir, due to not complete  $\text{Ir}^{4+}/\text{Ir}^{5+}$  charge-ordering apparently caused by strong intersite electron hopping. Only combined action of both these mechanisms leads to the state with properties observed experimentally. We suppose that similar situation may also be met in other transition metal compounds, especially those with  $5d$  ions.

*Acknowledgments.* – SS is grateful to Dr. Kateryna Foyevtsova for useful discussions. This work was supported by National Science Foundation via Grant No. DMR-1265162 (GC), the U.S. Civilian Research and Development Foundation (CRDF Global) via Grant FSCX-14-61025-0 (SVS, GC), Russian Foundation of the Basic Research via Program 16-32-60070 (SVS), FASO (theme “electron” 01201463326) and MON (project 236),

Cologne University via German Excellence Initiative and German project FOR 1346 (DK).

- \* Electronic address: streltsov@imp.uran.ru
- [1] B. Kim, H. Jin, S. Moon, J.-Y. Kim, B.-G. Park, C. Leem, J. Yu, T. Noh, C. Kim, S.-J. Oh, et al., Physical Review Letters **101**, 076402 (2008), ISSN 0031-9007.
  - [2] G. Jackeli and G. Khaliullin, Physical Review Letters **102**, 017205 (2009), ISSN 0031-9007.
  - [3] I. Mazin, H. Jeschke, K. Foyevtsova, R. Valentí, and D. Khomskii, Physical Review Letters **109**, 197201 (2012), ISSN 0031-9007, URL <http://link.aps.org/doi/10.1103/PhysRevLett.109.197201>.
  - [4] A. Abragam and B. Bleaney, *Electron paramagnetic resonance of transition ions* (Clarendon press, Oxford, 1970).
  - [5] D. I. Khomskii, *Transition Metal Compounds* (Cambridge University Press, 2014), ISBN 9781107020177.
  - [6] G. Khaliullin, Physical Review Letters **111**, 197201 (2013), ISSN 00319007, arXiv:1310.0767v2.
  - [7] G. Cao, T. F. Qi, L. Li, J. Terzic, S. J. Yuan, L. E. DeLong, G. Murthy, and R. K. Kaul, Phys. Rev. Lett. **112**, 56402 (2014), ISSN 0031-9007.
  - [8] C. Lang and H. Muller-Buschbaum, Z. anorg. allg. Chem. **568**, 29 (1989).
  - [9] J. Terzic, J. C. Wang, F. Ye, W. H. Song, S. J. Yuan, S. Aswartham, L. E. DeLong, S. V. Streltsov, D. I. Khomskii, and G. Cao, Phys. Rev. B **91**, 235147 (2015).
  - [10] E. Sasioglu, C. Friedrich, and S. Blugel, Physical Review B **83**, 121101 (2011), ISSN 10980121.
  - [11] S. V. Streltsov and D. I. Khomskii, Physical Review B **86**, 064429 (2012), ISSN 1098-0121, URL <http://link.aps.org/doi/10.1103/PhysRevB.86.064429>.
  - [12] S. A. J. Kimber, I. I. Mazin, J. Shen, H. O. Jeschke, S. V. Streltsov, D. N. Argyriou, R. Valenti, and D. I. Khomskii, Phys. Rev. B **89**, 081408 (2014).
  - [13] S. V. Streltsov, Journal of Magnetism and Magnetic Materials **383**, 27 (2015).
  - [14] K. I. Kugel, D. I. Khomskii, A. O. Sboychakov, and S. V. Streltsov, Physical Review B **91**, 155125 (2015), ISSN 1098-0121.
  - [15] S. V. Streltsov and D. I. Khomskii, Phys. Rev. B **89**, 161112 (2014).
  - [16] K. Foyevtsova, H. O. Jeschke, I. I. Mazin, D. I. Khomskii, and R. Valent, Phys. Rev. B **88**, 035107 (2013).
  - [17] D. van der Marel and G. A. Sawatzky, Phys. Rev. B **37**, 10674 (1988).
  - [18] P. Blaha, K. Schwarz, G. Madsen, D. Kvasnicka, and J. Luitz, *WIEN2k, An Augmented Plane Wave + Local Orbitals Program for Calculating Crystal Properties* (Techn. Universität Wien, Wien, 2001), ISBN 3-9501031-1-2.
  - [19] J. P. Perdew, K. Burke, and M. Ernzerhof, Phys. Rev. Lett. **77**, 3865 (1996), ISSN 1079-7114, URL <http://www.ncbi.nlm.nih.gov/pubmed/10062328>.
  - [20] S. Streltsov, G. Cao, and D. Khomskii, *see Suppl. Materials*.
  - [21] O. K. Andersen and O. Jepsen, Physical Review Letters **53**, 2571 (1984), URL <http://link.aps.org/doi/10.1103/PhysRevLett.53.2571>.
  - [22] S. V. Streltsov, A. S. Mylnikova, A. O. Shorikov, Z. V.

- Pchelkina, D. I. Khomskii, and V. I. Anisimov, Phys. Rev. B **71**, 245114 (2005), ISSN 1098-0121, URL <http://link.aps.org/doi/10.1103/PhysRevB.71.245114>.
- [23] S. V. Streltsov, Phys. Rev. B **88**, 024429 (2013), URL <http://arxiv.org/abs/1306.3333>.
- [24] G. Cao, Y. Xin, C. S. Alexander, J. E. Crow, P. Schlottmann, M. K. Crawford, R. L. Harlow, and W. Marshall, Phys. Rev. B **66**, 214412 (2002), URL <http://link.aps.org/doi/10.1103/PhysRevB.66.214412>.
- [25] S. V. Streltsov, M. A. Korotin, V. I. Anisimov, and D. I. Khomskii, Physical Review B **78**, 054425 (2008), ISSN 1098-0121, URL <http://link.aps.org/doi/10.1103/PhysRevB.78.054425>.
- [26] R. D. Shannon, Acta Crystallographica Section A **32**, 751 (1976).
- [27] R. F. W. Bader, *Atoms in Molecules: A Quantum Theory*, International Ser. of Monogr. on Chem (Oxford University Press, Incorporated, 1994), ISBN 9780198558651.