

MIMO DF Relay Beamforming for Secrecy with Artificial Noise, Imperfect CSI, and Finite-Alphabet Input

Sanjay Vishwakarma and A. Chockalingam

Email: sanjay@ece.iisc.ernet.in, achockal@ece.iisc.ernet.in

Department of ECE, Indian Institute of Science, Bangalore 560012

Abstract—In this paper, we consider decode-and-forward (DF) relay beamforming with imperfect channel state information (CSI), cooperative artificial noise (AN) injection, and finite-alphabet input in the presence of an user and J non-colluding eavesdroppers. The communication between the source and the user is aided by a multiple-input-multiple-output (MIMO) DF relay. We use the fact that a wiretap code consists of two parts: *i*) common message (non-secret), and *ii*) secret message. The source transmits two independent messages: *i*) common message (non-secret), and *ii*) secret message. The common message is transmitted at a fixed rate R_0 , and it is intended for the user. The secret message is also intended for the user but it should be kept secret from the J eavesdroppers. The source and the MIMO DF relay operate under individual power constraints. In order to improve the secrecy rate, the MIMO relay also injects artificial noise. The CSI on all the links are assumed to be imperfect and CSI errors are assumed to be norm bounded. In order to maximize the worst case secrecy rate, we maximize the worst case link information rate to the user subject to: *i*) the individual power constraints on the source and the MIMO relay, and *ii*) the best case link information rates to J eavesdroppers be less than or equal to R_0 in order to support a fixed common message rate R_0 . Numerical results showing the effect of perfect/imperfect CSI, presence/absence of AN with finite-alphabet input on the secrecy rate are presented.

keywords: MIMO relay beamforming, physical layer security, multiple eavesdroppers, artificial noise, imperfect CSI, finite-alphabet input, semi-definite programming.

I. INTRODUCTION

The physically degraded discrete memoryless wiretap channel model considered by Wyner in [1] opened the path for reliable and secure information transmission using physical layer techniques. Subsequent extension to discrete memoryless broadcast channel and Gaussian channel was done in [2] and [3], respectively. A wireless network can be easily eavesdropped due to the broadcast nature of wireless transmission. However, using physical layer techniques (e.g. wiretap codes, beamforming using multiple antennas, artificial noise injection etc.), a wireless network can be secured from getting eavesdropped. Achievable secrecy rate and capacity in single and multiple antenna wiretap channels have been reported by many authors, e.g., [4]–[9].

A relay, operating in decode-and-forward (DF) or amplify-and-forward (AF) mode, can act as an intermediate node and help improving the secrecy rate [10]. DF and AF relay beamforming techniques for secrecy under perfect/imperfect channel state information (CSI) have been well studied in the

literature, e.g. [11]–[16]. In these works, the transmit codeword symbols belong to an infinite constellation (Gaussian). However, in a practical communication system, the codeword symbols will belong to a finite alphabet set, e.g., M -ary alphabets. The effect of finite constellation on secrecy rate has been reported in [17]–[23]. In [22], DF relay beamforming for secrecy with finite alphabet has been considered. There it was shown that when the source power and relay beamforming vector obtained for Gaussian alphabet, when used with finite alphabet, could lead to zero secrecy rate. A power control algorithm was suggested to alleviate the loss in secrecy rate. Motivated by the above works, in this paper, we consider secrecy rate in DF relay beamforming with finite-alphabet input using a MIMO relay. The considered system consists of a source node, a destination node, and multiple non-colluding eavesdroppers. A DF MIMO relay aids the communication between the source and destination. It is known that secrecy rate can be improved through the use of artificial noise (AN) injection [8], [11], [24], [25], [26], [16]. In this work, we allow the MIMO relay to inject AN in addition to relaying the information symbol from the source. Consequently, we solve for both the optimum source power, signal beamforming weights as well as the AN covariance matrix at the MIMO relay. Since the CSI will not be perfect in practice, we consider a norm-bounded CSI error model and investigate the effect of imperfect CSI on the secrecy rate. We use the fact that a wiretap code consists of two parts: *i*) common message (non-secret), and *ii*) secret message. The source transmits two independent messages: *i*) common message (non-secret), and *ii*) secret message. The common message is transmitted at a fixed rate R_0 , and its intended for the destination node. The secret message is also intended for the destination node but it should be kept secret from J eavesdroppers. The source and the MIMO DF relay operate under individual power constraints. In order to maximize the worst case secrecy rate, we maximize the worst case link information rate to the user subject to: *i*) the individual power constraints on the source and the MIMO DF relay, and *ii*) the best case link information rates to J eavesdroppers be less than or equal to R_0 in order to support a fixed common message rate R_0 . Numerical results showing the effect of perfect/imperfect CSI, presence/absence of AN with finite-alphabet input on the secrecy rate are presented.

Notations : $\mathbf{A} \in \mathbb{C}^{N_1 \times N_2}$ implies that \mathbf{A} is a complex matrix of dimension $N_1 \times N_2$. $\mathbf{A} \succeq \mathbf{0}$ and $\mathbf{A} \succ \mathbf{0}$ imply that \mathbf{A} is a positive semidefinite matrix and positive definite matrix, respectively. Identity matrix is denoted by \mathbf{I} . Transpose

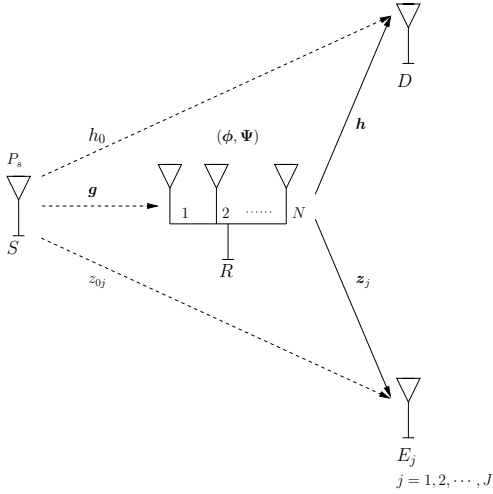


Fig. 1. System model for MIMO DF relaying.

and complex conjugate transpose operations are denoted by $[\cdot]^T$ and $[\cdot]^*$, respectively. $\mathbb{E}[\cdot]$ denotes expectation operator. $\|\cdot\|$ denotes 2-norm operator. Trace of matrix $\mathbf{A} \in \mathbb{C}^{N \times N}$ is denoted by $\text{Tr}(\mathbf{A})$. $\boldsymbol{\psi} \in \mathbb{C}^{N \times 1} \sim \mathcal{CN}(\mathbf{0}, \boldsymbol{\Psi})$ implies that $\boldsymbol{\psi}$ is a circularly symmetric complex Gaussian random vector with mean vector $\mathbf{0}$ and covariance matrix $\boldsymbol{\Psi}$.

II. SYSTEM MODEL

Consider a DF cooperative relaying scheme which consists of a source node S having single transmit antenna, a MIMO DF relay node R having N receive/transmit antennas, a destination node D having single receive antenna, and J non-colluding eavesdropper nodes E_1, E_2, \dots, E_J having single receive antenna each. The system model is shown in Fig. 1. In addition to the links from relay to destination node and relay to eavesdropper nodes, we assume direct links from source to destination node and source to eavesdropper nodes. The complex channel gain vector between the source and the relay is denoted by $\mathbf{g} = [g_1, g_2, \dots, g_N]^T \in \mathbb{C}^{N \times 1}$. Likewise, the channel gain vector between the relay and the destination node D is denoted by $\mathbf{h} = [h_1, h_2, \dots, h_N] \in \mathbb{C}^{1 \times N}$, and the channel gain vector between the relay and the j th eavesdropper node E_j , $1 \leq j \leq J$, is denoted by $\mathbf{z}_j = [z_{1j}, z_{2j}, \dots, z_{Nj}] \in \mathbb{C}^{1 \times N}$. The channel gains on the direct links from the source to D and the source to E_j are denoted by h_0 and z_{0j} , respectively.

The MIMO relay operates in half duplex mode, and the communication happens in two hops. Each hop is divided into n channel uses. We use the fact that a wiretap code consists of two parts: *i*) common message (non-secret), and *ii*) secret message. In the first hop of transmission, the source S transmits two independent messages W_0 and W_1 which are equiprobable over $\{1, 2, \dots, 2^{2nR_0}\}$ and $\{1, 2, \dots, 2^{2nR_s(R_0)}\}$, respectively. W_0 is the common message which is transmitted at a fixed rate R_0 and its intended for the destination D . W_1 is a secret message which is transmitted at some rate $R_s(R_0)$ and its also intended only for D and it should be kept secret from all E_j s. For each W_0 and W_1 drawn independently and equiprobably from the sets $\{1, 2, \dots, 2^{2nR_0}\}$ and $\{1, 2, \dots, 2^{2nR_s(R_0)}\}$,

respectively, the source S maps W_0 and W_1 to a codeword $\{x_m\}_{m=1}^n$ of length n . Each symbol, x_m , in the codeword is independent and equiprobable over a complex finite-alphabet set $\mathbb{A} = \{a_1, a_2, \dots, a_M\}$ of size M with $\mathbb{E}[x_m] = 0$, and $\mathbb{E}[|x_m|^2] = 1$. The source is constrained by the available power P_S and it transmits the weighted symbol which is $\sqrt{P_s}x_m$ in the m th channel use, where $1 \leq m \leq n$, and $0 \leq P_s \leq P_S$. Hereafter, we will denote the symbol x_m of the codeword $\{x_m\}_{m=1}^n$ by x , and we will consider only one channel use.

Let \mathbf{y}_R , y_D , and $y_{E_{1j}}$ denote the received signals at the MIMO relay R , destination D , and j th eavesdropper E_j , respectively, in the first hop. We have

$$\mathbf{y}_R = \sqrt{P_s}\mathbf{g}x + \boldsymbol{\eta}_R, \quad (1)$$

$$y_{D_1} = \sqrt{P_s}h_0x + \eta_{D_1}, \quad (2)$$

$$y_{E_{1j}} = \sqrt{P_s}z_{0j}x + \eta_{E_{1j}}, \quad (3)$$

where $\boldsymbol{\eta}_R (\sim \mathcal{CN}(\mathbf{0}, N_0\mathbf{I}))$, $\eta_{D_1} (\sim \mathcal{CN}(0, N_0))$, and $\eta_{E_{1j}} (\sim \mathcal{CN}(0, N_0))$ are receiver noise components and are assumed to be independent.

In the second hop of transmission, MIMO relay applies the complex weight $\boldsymbol{\phi} = [\phi_1, \phi_2, \dots, \phi_N]^T \in \mathbb{C}^{N \times 1}$ on the successfully decoded symbol x and retransmits it. In order to improve the secrecy rate, MIMO relay also injects the artificial noise $\boldsymbol{\psi} \in \mathbb{C}^{N \times 1} (\sim \mathcal{CN}(\mathbf{0}, \boldsymbol{\Psi}))$. The symbol transmitted by the MIMO relay on the i th, $1 \leq i \leq N$, antenna is $\phi_i x + \psi_i$. Let y_{D_2} , and $y_{E_{2j}}$ denote the received signals at the destination D , and j th eavesdropper E_j , respectively, in the second hop. We have

$$y_{D_2} = \mathbf{h}\boldsymbol{\phi}x + \mathbf{h}\boldsymbol{\psi} + \eta_{D_2}, \quad (4)$$

$$y_{E_{2j}} = \mathbf{z}_j\boldsymbol{\phi}x + \mathbf{z}_j\boldsymbol{\psi} + \eta_{E_{2j}}, \quad (5)$$

where $\eta_{D_2} (\sim \mathcal{CN}(0, N_0))$, and $\eta_{E_{2j}} (\sim \mathcal{CN}(0, N_0))$ are receiver noise components and are assumed to be independent. Using (2), (4), and (3), (5), we rewrite the received signals at D and E_j in the following vector forms, respectively:

$$\begin{aligned} \mathbf{y}_D &= [y_{D_1}, y_{D_2}]^T \\ &= [\sqrt{P_s}h_0, \mathbf{h}\boldsymbol{\phi}]^T x + [\eta_{D_1}, \mathbf{h}\boldsymbol{\psi} + \eta_{D_2}]^T, \end{aligned} \quad (6)$$

$$\begin{aligned} \mathbf{y}_{E_j} &= [y_{E_{1j}}, y_{E_{2j}}]^T \\ &= [\sqrt{P_s}z_{0j}, \mathbf{z}_j\boldsymbol{\phi}]^T x + [\eta_{E_{1j}}, \mathbf{z}_j\boldsymbol{\psi} + \eta_{E_{2j}}]^T \end{aligned} \quad (7)$$

We assume that the MIMO relay's transmit power, denoted by P_r , is constrained by the available power P_R . This implies that

$$\begin{aligned} P_r &= \mathbb{E}\{\|(\boldsymbol{\phi}x + \boldsymbol{\psi})\|^2\} \\ &= \|\boldsymbol{\phi}\|^2 + \text{Tr}(\boldsymbol{\Psi}) \leq P_R. \end{aligned} \quad (8)$$

We also assume that the channel remains static over the entire codeword transmit duration. Further, denoting the secret message decoded at the MIMO relay R and destination D by \widehat{W}_1^R and \widehat{W}_1^D , respectively, the reliability constraints at R and D and the perfect secrecy constraints at E_j s are as follows:

$$\begin{aligned} \Pr(\widehat{W}_1^R \neq W_1) &\leq \epsilon_n, \quad \Pr(\widehat{W}_1^D \neq W_1) \leq \epsilon_n, \\ \frac{1}{2n}I(W_1; \mathbf{y}_{E_j}^{2n}) &\leq \epsilon_n, \quad \forall j = 1, 2, \dots, J, \end{aligned}$$

where $\mathbf{y}_{E_j}^{2n}$ is the received signal vector at E_j in $2n$ channel uses, and $\epsilon_n \rightarrow 0$ as $n \rightarrow \infty$. We also note that the reliability constraints at the MIMO relay R and destination D for the secret message also ensure the reliability of the common message.

III. DF RELAY BEAMFORMING - PERFECT CSI

In this section, we assume that the CSI on all the links are known perfectly. Using (1), (6), and (7), we get the S - R , S - D , and S - E_j link information rates, respectively, as follows:

$$\frac{1}{2}I(x; \mathbf{y}_R) = \frac{1}{2}I\left(\frac{P_s \|\mathbf{g}\|^2}{N_0}\right), \quad (9)$$

$$\frac{1}{2}I(x; \mathbf{y}_D) = \frac{1}{2}I\left(\frac{P_s |h_0|^2}{N_0} + \frac{\mathbf{h}\Phi\Phi^* \mathbf{h}^*}{N_0 + \mathbf{h}\Psi\mathbf{h}^*}\right), \quad (10)$$

$$\frac{1}{2}I(x; \mathbf{y}_{E_j}) = \frac{1}{2}I\left(\frac{P_s |z_{0j}|^2}{N_0} + \frac{z_j \Phi \Phi^* z_j^*}{N_0 + z_j \Psi z_j^*}\right), \quad (11)$$

where

$$I(\rho) \triangleq \frac{1}{M} \sum_{l=1}^M \int p_n(y - \sqrt{\rho} a_l) \log_2 \frac{p_n(y - \sqrt{\rho} a_l)}{\frac{1}{M} \sum_{m=1}^M p_n(y - \sqrt{\rho} a_m)} dy, \quad (12)$$

and $p_n(\theta) = \frac{1}{\pi} e^{-|\theta|^2}$. The factor $1/2$ in (9), (10), and (11) is due to two hops. Further, the MIMO relay R will be able to decode the symbol x if the following condition holds true [11,15,16,22]:

$$\frac{1}{2}I(x; \mathbf{y}_R) \geq \frac{1}{2}I(x; \mathbf{y}_D). \quad (13)$$

In order to find the maximum achievable secrecy rate $R_s(R_0)$ which also supports the fixed common message rate R_0 , we maximize the S - D link information rate subject to *i*) S - E_j , $1 \leq j \leq J$, link information rates be less than or equal to R_0 , *ii*) the information rate constraint in (13), and *iii*) the power constraints. The optimization problem is as follows:

$$R_D(R_0) = \max_{P_s, \Phi, \Psi} \frac{1}{2}I(x; \mathbf{y}_D) \quad (14)$$

$$\text{s.t.} \quad \frac{1}{2}I(x; \mathbf{y}_{E_j}) \leq R_0, \quad \forall j = 1, 2, \dots, J, \quad (15)$$

$$\frac{1}{2}I(x; \mathbf{y}_R) \geq \frac{1}{2}I(x; \mathbf{y}_D), \quad (16)$$

$$0 \leq P_s \leq P_S, \quad \Psi \succeq \mathbf{0}, \quad \|\Phi\|^2 + \text{Tr}(\Psi) \leq P_R. \quad (17)$$

Having obtained $R_D(R_0)$ from (14), the maximum achievable secrecy rate $R_s(R_0)$ for a given common message rate R_0 is [9]

$$R_s(R_0) = \{R_D(R_0) - R_0\}^+, \quad (18)$$

where $\{\alpha\}^+ = \max(0, \alpha)$. From the constraint in (16), it is obvious that the upper bound for S - D link information rate, denoted by R_D , can be obtained by evaluating (9) at $P_s = P_S$.

For the values of R_0 over the interval $[0, R_D]$, the maximum achievable secrecy rate, denoted by R_s , is obtained as follows:

$$R_s = \max_{0 \leq R_0 \leq R_D} \{R_D(R_0) - R_0\}^+ \quad (19)$$

$$= \max_{0 \leq l \leq L} \{R_D(l\Delta_1) - l\Delta_1\}^+, \quad (20)$$

where L is a large positive integer, $\Delta_1 = R_D/L$, l is an integer, and $R_0 = l\Delta_1$.

We solve the optimization problem (14) for a fixed $P_s = k\Delta_2$, where $\Delta_2 = P_S/K$, K is a large positive integer, and $1 \leq k \leq K$. Hereafter, we will assume that P_s is known. Further, it is shown in [27,28] that for various M -ary alphabets, mutual information expression in (12) is a strictly increasing concave function in SNR. With this fact, we rewrite the optimization problem (14) into the following equivalent form:

$$\max_{\Phi, \Psi} \left(a + \frac{\mathbf{h}\Phi\mathbf{h}^*}{N_0 + \mathbf{h}\Psi\mathbf{h}^*} \right) \quad (21)$$

$$\text{s.t.} \quad \forall j = 1, 2, \dots, J,$$

$$\left(b_j + \frac{z_j \Phi z_j^*}{N_0 + z_j \Psi z_j^*} \right) \leq I^{-1}(2R_0), \quad (22)$$

$$c \geq \left(a + \frac{\mathbf{h}\Phi\mathbf{h}^*}{N_0 + \mathbf{h}\Psi\mathbf{h}^*} \right) \quad (23)$$

$$\Phi \succeq \mathbf{0}, \quad \text{rank}(\Phi) = 1, \quad \Psi \succeq \mathbf{0}, \quad \text{Tr}(\Phi + \Psi) \leq P_R, \quad (24)$$

where $\Phi = \phi\phi^*$, $a = \left(\frac{P_s \|\mathbf{g}\|^2}{N_0}\right)$, $b_j = \left(\frac{P_s |z_{0j}|^2}{N_0}\right)$, and $c = \left(\frac{P_s \|\mathbf{g}\|^2}{N_0}\right)$. Further, relaxing the $\text{rank}(\Phi) = 1$ constraint, we rewrite the above optimization problem into the following form:

$$\max_{t, \Phi, \Psi} t \quad (25)$$

$$\text{s.t.} \quad (t - a)(N_0 + \mathbf{h}\Psi\mathbf{h}^*) - (\mathbf{h}\Phi\mathbf{h}^*) \leq 0, \quad (26)$$

$$\forall j = 1, 2, \dots, J,$$

$$(z_j \Phi z_j^*) - \left(I^{-1}(2R_0) - b_j \right) (N_0 + z_j \Psi z_j^*) \leq 0, \quad (27)$$

$$(\mathbf{h}\Phi\mathbf{h}^*) - (c - a)(N_0 + \mathbf{h}\Psi\mathbf{h}^*) \leq 0, \quad (28)$$

$$\Phi \succeq \mathbf{0}, \quad \Psi \succeq \mathbf{0}, \quad \text{Tr}(\Phi + \Psi) \leq P_R. \quad (29)$$

The above problem can be easily solved using bisection method [29]. The initial search interval in the bisection method can be taken as $[0, c]$. In the appendix, we show that the solution Φ of the above problem has rank 1. Further, denoting the maximum value of t by t_{max} , the secrecy rate is obtained as follows:

$$R_s(R_0) = \left\{ \frac{1}{2}I(t_{max}) - R_0 \right\}^+. \quad (30)$$

IV. DF RELAY BEAMFORMING - IMPERFECT CSI

In this section, we assume that each receiver has perfect knowledge of its CSI. We also assume that the control unit which computes the source power, signal beamforming vector and AN covariance matrix has imperfect CSI on all links. The imperfection in CSI is modeled as follows [15,25,26]:

$$\mathbf{g} = \hat{\mathbf{g}} + \mathbf{e}_g, \quad h_0 = \hat{h}_0 + e_{h_0}, \quad \mathbf{h} = \hat{\mathbf{h}} + \mathbf{e}_h, \quad \forall j = 1, 2, \dots, J, \quad z_{0j} = \hat{z}_{0j} + e_{z_{0j}}, \quad z_j = \hat{z}_j + \mathbf{e}_{z_j}, \quad (31)$$

where $\hat{\mathbf{g}}, \hat{h}_0, \hat{\mathbf{h}}, \hat{z}_{0j}, \hat{\mathbf{z}}_j$ are the available CSI estimates, and $e_g, e_{h_0}, e_{\mathbf{h}}, e_{z_{0j}}, e_{\mathbf{z}_j}$ are the corresponding CSI errors. We assume that the CSI errors are bounded, i.e.,

$$\begin{aligned} \|e_g\| \leq \epsilon_g, \quad |e_{h_0}| \leq \epsilon_{h_0}, \quad \|e_{\mathbf{h}}\| \leq \epsilon_{\mathbf{h}}, \\ \forall j = 1, 2, \dots, J, \quad |e_{z_{0j}}| \leq \epsilon_{z_{0j}}, \quad \|e_{\mathbf{z}_j}\| \leq \epsilon_{\mathbf{z}_j}. \end{aligned} \quad (32)$$

With the above CSI error model, we write the rank relaxed optimization problem (21) as follows:

$$\max_{\Phi, \Psi} \min_{e_{\mathbf{h}}} \left(\frac{aN_0 + (\hat{\mathbf{h}} + e_{\mathbf{h}})(a\Psi + \Phi)(\hat{\mathbf{h}} + e_{\mathbf{h}})^*}{N_0 + (\hat{\mathbf{h}} + e_{\mathbf{h}})\Psi(\hat{\mathbf{h}} + e_{\mathbf{h}})^*} \right) \quad (33)$$

$$\begin{aligned} & \text{s.t.} \quad \|e_{\mathbf{h}}\|^2 \leq \epsilon_{\mathbf{h}}^2, \quad (34) \\ & \left\{ \begin{array}{l} \forall j = 1, 2, \dots, J, \\ \max_{e_{\mathbf{z}_j}} \left(\frac{b_j N_0 + (\hat{\mathbf{z}}_j + e_{\mathbf{z}_j})(b_j \Psi + \Phi)(\hat{\mathbf{z}}_j + e_{\mathbf{z}_j})^*}{N_0 + (\hat{\mathbf{z}}_j + e_{\mathbf{z}_j})\Psi(\hat{\mathbf{z}}_j + e_{\mathbf{z}_j})^*} \right) \\ \leq I^{-1}(2R_0), \\ \text{s.t.} \quad \|e_{\mathbf{z}_j}\|^2 \leq \epsilon_{\mathbf{z}_j}^2, \end{array} \right\} \quad (35) \\ & \left\{ \begin{array}{l} c \geq \max_{e_{\mathbf{h}}} \left(a_{max} + \frac{(\hat{\mathbf{h}} + e_{\mathbf{h}})\Phi(\hat{\mathbf{h}} + e_{\mathbf{h}})^*}{N_0 + (\hat{\mathbf{h}} + e_{\mathbf{h}})\Psi(\hat{\mathbf{h}} + e_{\mathbf{h}})^*} \right) \\ \text{s.t.} \quad \|e_{\mathbf{h}}\|^2 \leq \epsilon_{\mathbf{h}}^2, \end{array} \right\} \quad (36) \\ & \Phi \succeq \mathbf{0}, \quad \Psi \succeq \mathbf{0}, \quad \text{Tr}(\Phi + \Psi) \leq P_R, \quad (37) \end{aligned}$$

where

$$a = \left(\frac{P_s \|\hat{h}_0\| - \epsilon_{h_0}}{N_0} \right)^2 \quad \text{if } (\|\hat{h}_0\| > \epsilon_{h_0}), \quad 0 \quad \text{else}, \quad (38)$$

$$b_j = \left(\frac{P_s \|\hat{z}_{0j}\| + \epsilon_{z_{0j}}}{N_0} \right)^2, \quad (39)$$

$$c = \left(\frac{P_s \|\hat{\mathbf{g}}\| - \epsilon_g}{N_0} \right)^2 \quad \text{if } (\|\hat{\mathbf{g}}\| > \epsilon_g), \quad 0 \quad \text{else}, \quad (40)$$

$$a_{max} = \left(\frac{P_s \|\hat{h}_0\| + \epsilon_{h_0}}{N_0} \right)^2. \quad (41)$$

The objective function in (33) corresponds to the worst case $S - D$ link information rate over the region of CSI error uncertainty. The constraint in (35) corresponds to the best case $S - E_j$ link information rate over the region of CSI error uncertainty. The constraint in (36) is associated with the information rate constraint in (23), i.e., the worst case information rate to the MIMO relay R over the region of CSI error uncertainty should be greater than or equal to the best case information rate to destination D .

Solving the optimization problem (33) is hard due to the presence of $e_{\mathbf{h}}$ in both the numerator and denominator of the objective function in (33) and the constraint in (36). Similarly, $e_{\mathbf{z}_j}$ appears in both the numerator and denominator of the constraint in (35). So, by independently constraining the various quadratic terms appearing in the objective function in (33) and the constraints in (35), (36), we get the following lower bound for the above optimization problem:

$$\max_{\substack{\Phi, \Psi, \\ r_1, r_2, r_3, r_4, \\ s_{1j}, s_{2j}, j=1,2,\dots,J}} \frac{r_1}{r_2} \quad (42)$$

$$\text{s.t.} \quad \Phi \succeq \mathbf{0}, \quad \Psi \succeq \mathbf{0}, \quad \text{Tr}(\Phi + \Psi) \leq P_R, \quad (43)$$

$$\begin{aligned} & \forall e_{\mathbf{h}} \quad \text{s.t.} \quad \|e_{\mathbf{h}}\|^2 \leq \epsilon_{\mathbf{h}}^2 \implies \\ 0 \leq r_1 \leq aN_0 + (\hat{\mathbf{h}} + e_{\mathbf{h}})(a\Psi + \Phi)(\hat{\mathbf{h}} + e_{\mathbf{h}})^*, \end{aligned} \quad (44)$$

$$\begin{aligned} & \forall e_{\mathbf{h}} \quad \text{s.t.} \quad \|e_{\mathbf{h}}\|^2 \leq \epsilon_{\mathbf{h}}^2 \implies \\ N_0 + (\hat{\mathbf{h}} + e_{\mathbf{h}})\Psi(\hat{\mathbf{h}} + e_{\mathbf{h}})^* \leq r_2, \end{aligned} \quad (45)$$

$$\frac{s_{1j}}{s_{2j}} \leq I^{-1}(2R_0), \quad \forall j = 1, 2, \dots, J \quad (46)$$

$$\forall e_{\mathbf{z}_j} \quad \text{s.t.} \quad \|e_{\mathbf{z}_j}\|^2 \leq \epsilon_{\mathbf{z}_j}^2 \implies$$

$$b_j N_0 + (\hat{\mathbf{z}}_j + e_{\mathbf{z}_j})(b_j \Psi + \Phi)(\hat{\mathbf{z}}_j + e_{\mathbf{z}_j})^* \leq s_{1j}, \quad (47)$$

$$\forall e_{\mathbf{z}_j} \quad \text{s.t.} \quad \|e_{\mathbf{z}_j}\|^2 \leq \epsilon_{\mathbf{z}_j}^2 \implies$$

$$0 \leq s_{2j} \leq N_0 + (\hat{\mathbf{z}}_j + e_{\mathbf{z}_j})\Psi(\hat{\mathbf{z}}_j + e_{\mathbf{z}_j})^*, \quad (48)$$

$$c \geq \left(a_{max} + \frac{r_3}{r_4} \right), \quad (49)$$

$$\forall e_{\mathbf{h}} \quad \text{s.t.} \quad \|e_{\mathbf{h}}\|^2 \leq \epsilon_{\mathbf{h}}^2 \implies$$

$$(\hat{\mathbf{h}} + e_{\mathbf{h}})\Phi(\hat{\mathbf{h}} + e_{\mathbf{h}})^* \leq r_3, \quad (50)$$

$$\forall e_{\mathbf{h}} \quad \text{s.t.} \quad \|e_{\mathbf{h}}\|^2 \leq \epsilon_{\mathbf{h}}^2 \implies$$

$$0 \leq r_4 \leq N_0 + (\hat{\mathbf{h}} + e_{\mathbf{h}})\Psi(\hat{\mathbf{h}} + e_{\mathbf{h}})^*. \quad (51)$$

The quadratic inequality constraints in (44) and (45) are associated with the objective function in (33). The constraint in (46), and the quadratic inequality constraints in (47) and (48) are associated with the constraint in (35). Similarly, the constraint in (49), and the quadratic inequality constraints in (50) and (51) are associated with the constraint in (36).

Further, using S -procedure [29], we transform the quadratic inequality constraints in (44), (45), (47), (48), (50), and (51), into the following linear matrix inequality (LMI) forms, respectively:

$$\begin{aligned} & r_1 \geq 0, \quad \lambda_1 \geq 0, \quad \mathbf{A}_1 \triangleq \\ & \begin{bmatrix} (a\Psi + \Phi) + \lambda_1 \mathbf{I} & (a\Psi + \Phi)\hat{\mathbf{h}}^* \\ \hat{\mathbf{h}}(a\Psi + \Phi)^* & aN_0 + \hat{\mathbf{h}}(a\Psi + \Phi)\hat{\mathbf{h}}^* - r_1 - \lambda_1 \epsilon_{\mathbf{h}}^2 \end{bmatrix}, \\ & \lambda_2 \geq 0, \quad \mathbf{A}_2 \triangleq \\ & \begin{bmatrix} -\Psi + \lambda_2 \mathbf{I} & -\Psi\hat{\mathbf{h}}^* \\ -\hat{\mathbf{h}}\Psi^* & -N_0 - \hat{\mathbf{h}}\Psi\hat{\mathbf{h}}^* + r_2 - \lambda_2 \epsilon_{\mathbf{h}}^2 \end{bmatrix}, \\ & \mu_{1j} \geq 0, \quad \mathbf{B}_{1j} \triangleq \\ & \begin{bmatrix} -(b_j \Psi + \Phi) + \mu_{1j} \mathbf{I} & -(b_j \Psi + \Phi)\hat{\mathbf{z}}_j^* \\ -\hat{\mathbf{z}}_j(b_j \Psi + \Phi)^* & -b_j N_0 - \hat{\mathbf{z}}_j(b_j \Psi + \Phi)\hat{\mathbf{z}}_j^* + s_{1j} - \mu_{1j} \epsilon_{\mathbf{z}_j}^2 \end{bmatrix}, \\ & s_{2j} \geq 0, \quad \mu_{2j} \geq 0, \quad \mathbf{B}_{2j} \triangleq \\ & \begin{bmatrix} \Psi + \mu_{2j} \mathbf{I} & \Psi\hat{\mathbf{z}}_j^* \\ \hat{\mathbf{z}}_j\Psi^* & N_0 + \hat{\mathbf{z}}_j\Psi\hat{\mathbf{z}}_j^* - s_{2j} - \mu_{2j} \epsilon_{\mathbf{z}_j}^2 \end{bmatrix}, \\ & \lambda_3 \geq 0, \quad \mathbf{A}_3 \triangleq \\ & \begin{bmatrix} -\Phi + \lambda_3 \mathbf{I} & -\Phi\hat{\mathbf{h}}^* \\ -\hat{\mathbf{h}}\Phi^* & -\hat{\mathbf{h}}\Phi\hat{\mathbf{h}}^* + r_3 - \lambda_3 \epsilon_{\mathbf{h}}^2 \end{bmatrix}, \\ & r_4 \geq 0, \quad \lambda_4 \geq 0, \quad \mathbf{A}_4 \triangleq \\ & \begin{bmatrix} \Psi + \lambda_4 \mathbf{I} & \Psi\hat{\mathbf{h}}^* \\ \hat{\mathbf{h}}\Psi^* & N_0 + \hat{\mathbf{h}}\Psi\hat{\mathbf{h}}^* - r_4 - \lambda_4 \epsilon_{\mathbf{h}}^2 \end{bmatrix}, \end{aligned}$$

where $\mathbf{A}_1 \succeq \mathbf{0}$, $\mathbf{A}_2 \succeq \mathbf{0}$, $\mathbf{A}_3 \succeq \mathbf{0}$, $\mathbf{A}_4 \succeq \mathbf{0}$, $\mathbf{B}_{1j} \succeq \mathbf{0}$, $\mathbf{B}_{2j} \succeq \mathbf{0}$. We substitute the above LMI constraints in the optimization problem (42). We get the following equivalent form for the optimization problem (42):

$$\begin{aligned}
& \max_{\substack{\Phi, \Psi, \\ r_1, \dots, r_4, \lambda_1, \dots, \lambda_4, \\ s_{1j}, s_{2j}, \mu_{1j}, \mu_{2j}, j=1,2, \dots, J, \\ r}} r \quad (52) \\
\text{s.t.} \quad & \Phi \succeq \mathbf{0}, \quad \Psi \succeq \mathbf{0}, \quad \text{Tr}(\Phi + \Psi) \leq P_R, \\
& rr_2 - r_1 \leq 0, \quad \forall j = 1, 2, \dots, J, \quad s_{1j} - s_{2j} I^{-1}(2R_0) \leq 0, \\
& r_1 \geq 0, \quad r_4 \geq 0, \quad \lambda_1 \geq 0, \quad \lambda_2 \geq 0, \quad \lambda_3 \geq 0, \quad \lambda_4 \geq 0, \\
& \mathbf{A}_1 \succeq \mathbf{0}, \quad \mathbf{A}_2 \succeq \mathbf{0}, \quad \mathbf{A}_3 \succeq \mathbf{0}, \quad \mathbf{A}_4 \succeq \mathbf{0}, \\
& s_{2j} \geq 0, \quad \mu_{1j} \geq 0, \quad \mu_{2j} \geq 0, \quad \mathbf{B}_{1j} \succeq \mathbf{0}, \quad \mathbf{B}_{2j} \succeq \mathbf{0}, \\
& r_3 - (c - a_{max})r_4 \leq 0. \quad (53)
\end{aligned}$$

The above problem can be solved using the bisection method as discussed in Section III. The initial search interval in the bisection method can be taken as $[0, c]$, where c is as defined in (40). Further, denoting the maximum value of r by r_{max} , the lower bound on the secrecy rate is obtained as follows:

$$R_s(R_0) \geq \left\{ \frac{1}{2} I(r_{max}) - R_0 \right\}^+ \quad (54)$$

V. RESULTS AND DISCUSSIONS

In this section, we present numerical results on the secrecy rate for BPSK alphabet (i.e., $M = 2$), with/without AN, perfect/imperfect CSI conditions. We assume that $N = 2$, $J = 1, 2, 3$, $N_0 = 1$, $P_s = 0$ dB, and $P_R = 9$ dB.

Perfect CSI case of Section III : We have used the following channel gains in the simulations:

$$\mathbf{g} = [-0.5839 + 2.2907i, -0.7158 + 0.1144i]^T, \quad (55)$$

$$h_0 = -0.3822 - 0.3976i, \quad (56)$$

$$z_{01} = 0.0123 + 0.0137i, \quad (57)$$

$$z_{02} = 0.0231 - 0.0178i, \quad (58)$$

$$z_{03} = -0.0045 - 0.0042i, \quad (59)$$

$$\mathbf{h} = [0.2174 - 0.6913i, -0.4047 - 0.3159i], \quad (60)$$

$$\mathbf{z}_1 = [0.3826 + 0.0811i, 0.8389 - 0.0943i], \quad (61)$$

$$\mathbf{z}_2 = [0.2977 + 0.7902i, -0.2069 + 0.4696i], \quad (62)$$

$$\mathbf{z}_3 = [-0.6076 + 0.6637i, -0.3316 + 0.1921i]. \quad (63)$$

In Fig. 2, we plot the secrecy rate versus R_0 for BPSK alphabet (i.e., $M = 2$), with/without AN, $J = 1, 2, 3$ eavesdroppers, $P_s = 0$ dB, and $P_R = 9$ dB. We observe that the secrecy rate initially increases with increase in R_0 and then drops to zero for large values of R_0 . We also observe that the injection of AN improves the secrecy rate when $J = 2, 3$ eavesdroppers are present. However, when only one eavesdropper is present, the secrecy rate plots with/without AN overlap. This is due to the null signal beamforming by the MIMO relay at the eavesdropper. This is possible only when the number of eavesdroppers is strictly less than the number of antennas in the MIMO relay which happens to be true for this case with $N = 2$ and $J = 1$. For the case when $J = 1$, the secrecy rate maximum happens at $R_0 = 0.001445$. Further, for the case when $J = 2, 3$ and without AN, the secrecy rate maximum happens at $R_0 = 0.145797$, and with AN it happens at $R_0 = 0.080959$ and $R_0 = 0.099059$, respectively. It is seen that the secrecy rate falls approximately linearly for

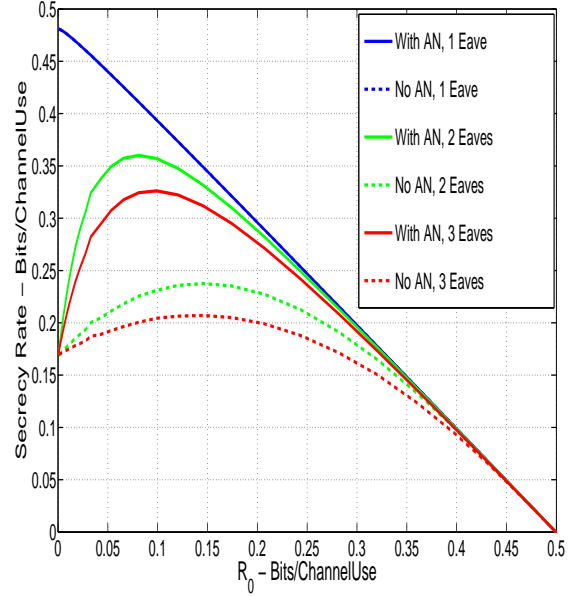


Fig. 2. Secrecy rate vs R_0 in MIMO DF relay beamforming for BPSK alphabet, with/without AN signal. $N = 2$, $N_0 = 1$, $J = 1, 2, 3$, $M = 2$, fixed $P_s = 0$ dB, and $P_R = 9$ dB.

large R_0 . The near-linear fall in secrecy rate for large values of R_0 is due to the saturation of $S - D$ link information rate to $\frac{1}{2} \log_2 2 = 0.5$ for $M = 2$. We have also numerically observed that the rank of Φ is 1.

Imperfect CSI case of Section IV : Here, we assume that the channel gains in (55)-(63) are the available CSI estimates. We also assume that the magnitudes of the CSI errors in all the links are equal, i.e., $\epsilon_g = \epsilon_{h_0} = \epsilon_{z_{0j}} = \epsilon_h = \epsilon_{z_j} = \epsilon$. We solve the optimization problem (52) for BPSK alphabet (i.e., $M = 2$), with AN, fixed $R_0 = 0.0810$, $P_s = 0$ dB, and $P_R = 9$ dB. In Fig. 3, we plot R_s vs ϵ with AN for $J = 1, 2, 3$. We observe that the secrecy rate decreases with increase in CSI error and with increase in number of eavesdroppers. We have also numerically observed that the rank of Φ is 1.

VI. CONCLUSIONS

We considered MIMO DF relay beamforming with imperfect CSI, cooperative artificial noise injection, and finite-alphabet input in the presence of an user and multiple non-colluding eavesdroppers. The source transmits common and secret messages which are intended for the user. The common message is transmitted at a fixed rate R_0 . In order to maximize the worst case secrecy rate, we maximized the worst case link information rate to the user subject to: *i*) the individual power constraints on the source and the MIMO DF relay, and *ii*) the best case link information rates to J eavesdroppers be less than or equal to R_0 in order to support a fixed common message rate R_0 . Numerical results showing the effect of perfect/imperfect CSI, presence/absence of AN with finite-alphabet input on the secrecy rate were presented. We would like to remark that the work presented in this paper can be extended to amplify-and-forward relay channel.

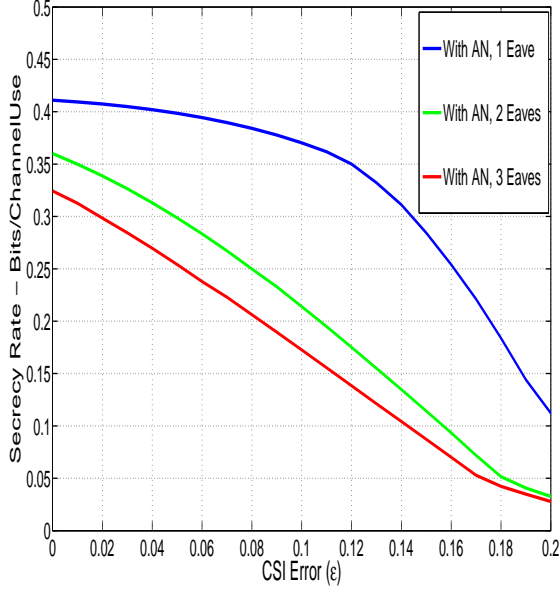


Fig. 3. R_s vs ϵ in MIMO DF relay beamforming for BPSK alphabet and with AN signal. $N = 2$, $N_0 = 1$, $J = 1, 2, 3$, $M = 2$, fixed $R_0 = 0.0810$, $P_s = 0$ dB, and $P_R = 9$ dB.

APPENDIX

In this appendix, we analyze the rank of the optimal solution Φ obtained from the optimization problem (25). We take the Lagrangian of the objective function $-t$ with constraints in (26)-(29) as follows [29]:

$$\begin{aligned} \ell(t, \Phi, \Psi, \lambda, \Lambda_1, \Lambda_2, \mu, \nu_j, \xi) = & -t - \text{Tr}(\Lambda_1 \Phi) \\ & - \text{Tr}(\Lambda_2 \Psi) + \lambda \left(\text{Tr}(\Phi) + \text{Tr}(\Psi) - P_R \right) \\ & + \mu \left((t-a)(N_0 + \mathbf{h}\Psi\mathbf{h}^*) - (\mathbf{h}\Phi\mathbf{h}^*) \right) \\ & + \sum_{j=1}^J \nu_j \left((\mathbf{z}_j \Phi \mathbf{z}_j^* - (I^{-1}(2R_0) - b_j)(N_0 + \mathbf{z}_j \Psi \mathbf{z}_j^*)) \right. \\ & \left. + \xi \left((\mathbf{h}\Phi\mathbf{h}^*) - (c-a)(N_0 + \mathbf{h}\Psi\mathbf{h}^*) \right) \right) \end{aligned} \quad (64)$$

where $\lambda \geq 0$, $\Lambda_1 \succeq \mathbf{0}$, $\Lambda_2 \succeq \mathbf{0}$, $\mu \geq 0$, $\nu_j \geq 0$, $\xi \geq 0$ are Lagrangian multipliers. The KKT conditions for (64) are as follows:

- (a1) all constraints in (26)-(29),
- (a2) $\text{Tr}(\Lambda_1 \Phi) = 0$. Since $\Lambda_1 \succeq \mathbf{0}$ and $\Phi \succeq \mathbf{0} \implies \Lambda_1 \Phi = \mathbf{0}$,
- (a3) $\text{Tr}(\Lambda_2 \Psi) = 0$. Since $\Lambda_2 \succeq \mathbf{0}$ and $\Psi \succeq \mathbf{0} \implies \Lambda_2 \Psi = \mathbf{0}$,
- (a4) $\lambda \left(\text{Tr}(\Phi) + \text{Tr}(\Psi) - P_R \right) = 0$,
- (a5) $\mu \left((t-a)(N_0 + \mathbf{h}\Psi\mathbf{h}^*) - (\mathbf{h}\Phi\mathbf{h}^*) \right) = 0$,
- (a6) $\forall j = 1, 2, \dots, J$, $\nu_j \left((\mathbf{z}_j \Phi \mathbf{z}_j^* - (I^{-1}(2R_0) - b_j)(N_0 + \mathbf{z}_j \Psi \mathbf{z}_j^*)) \right) = 0$,

$$(a7) \quad \xi \left((\mathbf{h}\Phi\mathbf{h}^*) - (c-a)(N_0 + \mathbf{h}\Psi\mathbf{h}^*) \right) = 0,$$

$$(a8) \quad \frac{\partial \ell}{\partial t} = 0 \implies \mu(N_0 + \mathbf{h}\Psi\mathbf{h}^*) = 1. \text{ This further implies that } \mu > 0,$$

$$(a9) \quad \frac{\partial \ell}{\partial \Phi} = \mathbf{0} \implies \Lambda_1 = \lambda \mathbf{I} - \mu(\mathbf{h}^* \mathbf{h}) + \sum_{j=1}^J \nu_j (\mathbf{z}_j^* \mathbf{z}_j) + \xi(\mathbf{h}^* \mathbf{h}),$$

$$(a10) \quad \frac{\partial \ell}{\partial \Psi} = \mathbf{0} \implies \Lambda_2 = \lambda \mathbf{I} + \mu(t-a)(\mathbf{h}^* \mathbf{h}) - \sum_{j=1}^J \nu_j \left(I^{-1}(2R_0) - b_j \right) (\mathbf{z}_j^* \mathbf{z}_j) - \xi(c-a)(\mathbf{h}^* \mathbf{h}).$$

The KKT conditions (a8) and (a5) imply that the constraint (26) will be satisfied with equality. Assuming $\Phi \neq \mathbf{0}$, this further implies that $t > a$. The constraints (27) and (28) imply that $I^{-1}(2R_0) \succeq b_j$ and $c > a$. The KKT conditions (a9), (a10), (a2), (a3), (a4), (a5), (a6), and (a7) imply that

$$\begin{aligned} \lambda P_R - \mu(t-a)N_0 + \sum_{j=1}^J \nu_j \left(I^{-1}(2R_0) - b_j \right) N_0 \\ + \xi(c-a)N_0 = 0. \end{aligned} \quad (65)$$

Let P_R be small enough such that the constraint in (28) is satisfied with strict inequality. This implies that the KKT condition (a7) will be satisfied only when $\xi = 0$. With $\xi = 0$, we consider the scenario when the expression (65) is satisfied for $\lambda > 0$. With $\lambda > 0$, the KKT condition (a4) implies that $\text{Tr}(\Phi) + \text{Tr}(\Psi) = P_R$, i.e., the entire relay power, P_R , will be used for transmission. Further, we rewrite the KKT condition (a9) as follows:

$$\Lambda_1 + \mu(\mathbf{h}^* \mathbf{h}) = \lambda \mathbf{I} + \sum_{j=1}^J \nu_j (\mathbf{z}_j^* \mathbf{z}_j) \succ \mathbf{0}. \quad (66)$$

The above expression implies that $\text{rank}(\Lambda_1) \geq N - \text{rank}(\mu(\mathbf{h}^* \mathbf{h})) = N - 1$. The KKT condition (a2) further implies that $\text{rank}(\Lambda_1) = N - 1$ and $\text{rank}(\Phi) = 1$.

We now show that the solution Φ of the optimization problem (25) has rank-1 even for large values of P_R . Let $\Phi \neq \mathbf{0}$ ($\succeq \mathbf{0}$) and $\Psi \neq \mathbf{0}$ ($\succeq \mathbf{0}$) be the optimal solutions of (25) with

$$\text{Tr}(\Phi) + \text{Tr}(\Psi) = P \leq P_R,$$

and the objective function value $t > 0$. Define

$$\begin{aligned} \Phi_0 &= \frac{\Phi}{\text{Tr}(\Phi) + \text{Tr}(\Psi)} = \frac{\Phi}{P}, \\ \Psi_0 &= \frac{\Psi}{\text{Tr}(\Phi) + \text{Tr}(\Psi)} = \frac{\Psi}{P}. \end{aligned}$$

It is obvious that the objective function value, t , in the optimization problem (25) is a non-decreasing function in P_R . As discussed previously for small values of P_R , the optimization problem (25) attains its maximum value when entire power is used, i.e., $(\Phi, \Psi) = (P\Phi_0, P\Psi_0) = (P_R\Phi_0, P_R\Psi_0)$. This implies that the objective function value, t , in (25) is a strictly increasing function in P_R for small values of P_R . We now fix the directional matrices (Φ_0, Ψ_0) which are obtained for small values of P_R such that the constraint in (28) is satisfied with strict inequality. We rewrite the constraints in (27) and (28) in the following forms, respectively:

$$\forall j = 1, 2, \dots, J, \quad I^{-1}(2R_0) \geq \left(b_j + \frac{z_j \Phi z_j^*}{N_0 + z_j \Psi z_j^*} \right), \quad (67)$$

$$c \geq \left(a + \frac{h \Phi h^*}{N_0 + h \Psi h^*} \right). \quad (68)$$

In the above inequalities, the derivatives of the functions $\left(\frac{z_j \Phi z_j^*}{N_0 + z_j \Psi z_j^*} \right)$ and $\left(\frac{h \Phi h^*}{N_0 + h \Psi h^*} \right)$ w.r.t. P when evaluated at $(P\Phi_0, P\Psi_0)$ are ≥ 0 and > 0 , respectively. This implies that the right hand sides of the inequalities in (67) and (68) are non-decreasing and strictly increasing functions in P , respectively, at $(P\Phi_0, P\Psi_0)$. This further implies that if the above inequalities are satisfied at $(P_R\Phi_0, P_R\Psi_0)$, the optimization problem (25) will attain its maximum value at $(P_R\Phi_0, P_R\Psi_0)$, i.e., when the entire available relay power, P_R , is used. When P_R is large such that the above inequalities fail to satisfy at $(P_R\Phi_0, P_R\Psi_0)$, the optimization problem (25) will attain its maximum value at $(P\Phi_0, P\Psi_0)$, where $P (< P_R)$ is the maximum power at which the above inequalities are satisfied at $(P\Phi_0, P\Psi_0)$. The excess power $(P_R - P)$ will remain unused. This implies that the ranks of Φ and Ψ remain constant for large values of P_R .

REFERENCES

- [1] A. Wyner, "The wire-tap channel," *Bell. Syst. Tech. J.*, vol. 54, no. 8, pp. 1355-1387, Jan. 1975.
- [2] I. Csiszar and J. Korner, "Broadcast channels with confidential messages," *IEEE Trans. Inform. Theory*, vol. IT-24, pp. 339-348, May 1978.
- [3] S. K. Leung-Yan-Cheong and M. E. Hellman, "The Gaussian wire-tap channel," *IEEE Trans. Inform. Theory*, vol. IT-24, pp. 451-456, Jul. 1978.
- [4] S. Shafiee and S. Ulukus, "Achievable rates in Gaussian MISO channels with secrecy constraint," *Proc. IEEE ISIT'2007*, Jun. 2007.
- [5] A. Khisti and G. Wornell, "Secure transmission with multiple antennas-I: The MISOME wiretap channel," *IEEE Trans. Inform. Theory*, vol. 56, no. 7, pp. 3088-3104, Jul. 2010.
- [6] F. Oggier and B. Hassibi, "The secrecy capacity of the MIMO wiretap channel," *Proc. IEEE ISIT'2008*, Jul. 2008.
- [7] A. Khisti and G. Wornell, "Secure transmission with multiple antennas-II: The MIMOME wiretap channel," *IEEE Trans. Inform. Theory*, vol. 56, no. 11, pp. 5515-5532, Nov. 2010.
- [8] S. Goel and R. Negi, "Guaranteeing secrecy using artificial noise," *IEEE Trans. Wireless Commun.*, vol. 7, no. 6, pp. 2180-2189, Jun. 2008.
- [9] Y. Liang, G. Kramer, H. V. Poor, and S. Shamai, "Compound wiretap channels," *EURASIP Journ. on Wireless Commun. and Net.*, volume 2009, article ID 142374, 12 pages. doi:10.1155/2009/142374.
- [10] L. Lai and H. El Gamal, "The relay-eavesdropper channel: cooperation for secrecy," *IEEE Trans. Inform. Theory*, vol. 54, no. 9, pp. 4005-4019, Sep. 2008.
- [11] L. Dong, Z. Han, A. P. Petropulu, and H. V. Poor, "Improving wireless physical layer security via cooperating relays," *IEEE Trans. Signal Process.*, vol. 58, no. 3, pp. 1875-1888, Mar. 2010.
- [12] J. Zhang and M. C. Gursoy, "Collaborative relay beamforming for secrecy," *Proc. IEEE ICC'2010*, May 2010.
- [13] J. Zhang and M. C. Gursoy, "Relay beamforming strategies for physical-layer security," *Proc. CISS'2010*, Mar. 2010.
- [14] J. Li, A. Petropulu, and S. Weber, "On cooperative relaying schemes for wireless physical layer security," *IEEE Trans. Signal Process.*, vol. 59, no. 10, pp. 4985-4997, Oct. 2011.
- [15] S. Vishwakarma and A. Chockalingam, "Decode-and-forward relay beamforming for secrecy with imperfect CSI and multiple eavesdroppers," *Proc. IEEE SPAWC'2012*, Jun. 2012.
- [16] S. Vishwakarma and A. Chockalingam, "MIMO decode-and-forward relay beamforming for secrecy with cooperative jamming," *Proc. National Conf. Commun. (NCC 2014)*, Kanpur, Feb. 2014.
- [17] M. R. D. Rodrigues, A. S. Baruch, and M. Bloch, "On Gaussian wiretap channels with M-PAM inputs," *2010 European Wireless Conf.*, pp.774-781, Apr. 2010.
- [18] G. D. Raghava and B. S. Rajan, "Secrecy capacity of the Gaussian wire-tap channel with finite complex constellation input," Online: arXiv:1010.1163v1 [cs.IT] 6 Oct 2010.
- [19] S. Bashar, Z. Ding, and C. Xiao, "On the secrecy rate of multi-antenna wiretap channel under finite-alphabet input," *IEEE Commun. Letters*, vol. 15, no. 5, pp. 527-529, May 2011.
- [20] Y. Wu, C. Xiao, Z. Ding, X. Gao, and S. Jin, "Linear precoding for finite-alphabet signaling over MIMOME wiretap channels," *IEEE Trans. Veh. Tech.*, vol. 61, no. 6, pp. 2599-2612, Jul. 2012.
- [21] S. Bashar, Z. Ding, and C. Xiao, "On secrecy rate analysis of MIMO wiretap channels driven by finite-alphabet input," *IEEE Trans. Commun.*, vol. 60, no. 12, pp. 3816-3825, Dec. 2012.
- [22] S. Vishwakarma and A. Chockalingam, "Decode-and-forward relay beamforming for secrecy with finite-alphabet input," *IEEE Commun. Letters*, vol. 17, no. 5, pp. 912-915, May 2013.
- [23] S. Vishwakarma and A. Chockalingam, "Power allocation in MIMO wiretap channel with statistical CSI and finite-alphabet input," *Proc. National Conf. Commun. (NCC'2014)*, Feb. 2014.
- [24] G. Zheng, L.-C. Choo, and K.-K. Wong, "Optimal cooperative jamming to enhance physical layer security using relays," *IEEE Trans. Signal Process.*, vol. 59, no. 3, pp. 1317-1322, Mar. 2011.
- [25] J. Huang and A. L. Swindlehurst, "Robust secure transmission in MISO channels based on worst-case optimization," *IEEE Trans. Signal Process.*, vol. 60, no. 4, pp. 1696-1707, Apr. 2012.
- [26] Q. Li and W. K. Ma, "Spatially selective artificial-noise aided transmit optimization for MISO multi-eves secrecy rate maximization," *IEEE Trans. Signal Process.*, vol. 61, no. 10, pp. 2704-2717, Mar. 2013.
- [27] D. Guo, S. Shamai, and S. Verdú, "Mutual information and minimum mean-square error in Gaussian channels," *IEEE Trans. Inform. Theory*, vol. 51, no. 4, pp. 1261-1282, Apr. 2005.
- [28] A. Lozano, A. M. Tulino, and S. Verdú, "Optimum power allocation for parallel Gaussian channels with arbitrary input distributions," *IEEE Trans. Inform. Theory*, vol. 52, no. 7, pp. 3033-3051, Jul. 2006.
- [29] S. Boyd and L. Vandenberghe, *Convex optimization*, Cambridge Univ. Press, 2004.