

VQA: Visual Question Answering

www.visualqa.org

Stanislaw Antol^{*1}, Aishwarya Agrawal^{*1}, Jiasen Lu, Margaret Mitchell,
Dhruv Batra, C. Lawrence Zitnick, Devi Parikh

Abstract—We propose the task of *free-form* and *open-ended* Visual Question Answering (VQA). Given an image and a natural language question about the image, the task is to provide an accurate natural language answer. Mirroring real-world scenarios, such as helping the visually impaired, both the questions and answers are open-ended. Visual questions selectively target different areas of an image, including background details and underlying context. As a result, a system that succeeds at VQA typically needs a more detailed understanding of the image and complex reasoning than a system producing generic image captions. Moreover, VQA is amenable to automatic evaluation, since many open-ended answers contain only a few words or a closed set of answers that can be provided in a multiple-choice format. We provide a dataset containing ~ 0.25 M images, ~ 0.76 M questions, and ~ 10 M answers (www.visualqa.org), and discuss the information it provides. Numerous baselines for VQA are provided and compared with human performance.



1 INTRODUCTION

We are witnessing a renewed excitement in multi-discipline Artificial Intelligence (AI) research problems. In particular, research in image and video captioning that combines Computer Vision (CV), Natural Language Processing (NLP), and Knowledge Representation & Reasoning (KR) has dramatically increased in the past year [14], [7], [10], [34], [23], [21], [49]. Part of this excitement stems from a belief that multi-discipline tasks like image captioning are a step towards solving AI. However, the current state of the art demonstrates that a coarse scene-level understanding of an image paired with word n -gram statistics suffices to generate reasonable image captions, which suggests image captioning may not be as “AI-complete” as desired.

What makes for a compelling “AI-complete” task? We believe that in order to spawn the next generation of AI algorithms, an ideal task should (i) require *multi-modal knowledge* beyond a single sub-domain (such as CV) and (ii) have a well-defined *quantitative evaluation metric* to track progress. For some tasks, such as image captioning, automatic evaluation is still a difficult and open research problem [47], [11], [20].

In this paper, we introduce the task of *free-form* and *open-ended* Visual Question Answering (VQA). A VQA system takes as input an image and a free-form, open-ended, natural-language question about the image and produces a natural-language answer as the output. This goal-driven task is applicable to scenarios encountered when visually-impaired users [2] or intelligence analysts actively elicit visual information. Example questions are shown in Fig. 1.

Open-ended questions require a potentially vast set of AI capabilities to answer – fine-grained recognition (e.g., “What kind of cheese is on the pizza?”), object detection (e.g., “How many bikes are there?”), activity recognition (e.g., “Is this man crying?”), knowledge base reasoning (e.g., “Is this a vegetarian



Fig. 1: Examples of free-form, open-ended questions collected for images via Amazon Mechanical Turk. Note that commonsense knowledge is needed along with a visual understanding of the scene to answer many questions.

pizza?”), and commonsense reasoning (e.g., “Does this person have 20/20 vision?”, “Is this person expecting company?”). VQA [17], [32], [46], [2] is also amenable to automatic quantitative evaluation, making it possible to effectively track progress on this task. While the answer to many questions is simply “yes” or “no”, the process for determining a correct answer is typically far from trivial (e.g. in Fig. 1, “Does this person have 20/20 vision?”). Moreover, since questions about images often tend to seek specific information, simple one-to-three word answers are sufficient for many questions. In such scenarios, we can easily evaluate a proposed algorithm by the number of questions it answers correctly. In this paper, we present both an open-ended answering task and a multiple-choice task [41], [29]. Unlike the open-answer task that requires a free-form response, the multiple-choice task only requires an algorithm to pick from a predefined list of possible answers.

We present a large dataset that contains 204,721 images from the MS COCO dataset [28] and a newly created abstract

• ^{*}The first two authors contributed equally.
• S. Antol, A. Agrawal, J. Lu, D. Batra, and D. Parikh are with Virginia Tech.
• M. Mitchell and C. L. Zitnick are with Microsoft Research, Redmond.

scene dataset [52], [1] that contains 50,000 scenes. The MS COCO dataset has images depicting diverse and complex scenes that are effective at eliciting compelling and diverse questions. We collected a new dataset of “realistic” abstract scenes to enable research focused only on the high-level reasoning required for VQA by removing the need to parse real images. Three questions were collected for each image or scene. Each question was answered by ten subjects along with their confidence. The dataset contains over 760K questions with around 10M answers.

While the use of open-ended questions offers many benefits, it is still useful to understand the types of questions that are being asked and which types various algorithms may be good at answering. To this end, we analyze the types of questions asked and the types of answers provided. Through several visualizations, we demonstrate the astonishing diversity of the questions asked. We also explore how the information content of questions and their answers differs from image captions. For baselines, we offer several approaches that use a combination of both text and state-of-the-art visual features [25]. As part of the VQA initiative, we will organize an annual challenge and associated workshop to discuss state-of-the-art methods and best practices.

VQA poses a rich set of challenges, many of which have been viewed as the holy grail of automatic image understanding and AI in general. However, it includes as building blocks several components that the CV, NLP, and KR [4], [6], [27], [31], [3] communities have made significant progress on during the past few decades. VQA provides an attractive balance between pushing the state of the art, while being accessible enough for the communities to start making progress on the task.

2 RELATED WORK

VQA Efforts. Several recent papers have begun to study visual question answering [17], [32], [46], [2]. However, unlike our work, these are fairly restricted (sometimes synthetic) settings with small datasets. For instance, [32] only considers questions whose answers come from a predefined closed world of 16 basic colors or 894 object categories. [17] also considers questions generated from templates from a fixed vocabulary of objects, attributes, relationships between objects, *etc.* In contrast, our proposed task involves *open-ended, free-form* questions and answers provided by humans. Our goal is to increase the diversity of knowledge and kinds of reasoning needed to provide correct answers. Critical to achieving success on this more difficult and unconstrained task, our VQA dataset is *two orders of magnitude* larger than [17], [32] (>250,000 vs. 2,591 and 1,449 images respectively). The proposed VQA task has connections to other related work: [46] has studied joint parsing of videos and corresponding text to answer queries on two datasets containing 15 video clips each. [2] uses crowdsourced workers to answer questions about visual content asked by visually-impaired users. In concurrent work, [33] proposed combining an LSTM for the question with a CNN for the image to generate an answer – a similar model is evaluated in this paper. [30] generates abstract scenes to capture visual common sense relevant to answering (purely textual) fill-in-the-blank and visual paraphrasing questions.

[43] and [48] use visual information to assess the plausibility of common sense assertions. [51] introduced a dataset of 10k images and prompted captions that describe specific aspects of a scene (*e.g.*, individual objects, what will happen next). Concurrent with our work, [16] collected questions & answers in Chinese (later translated to English) for COCO images. [40] automatically generated four types of questions (object, count, color, location) using COCO captions.

Text-based Q&A is a well studied problem in the NLP and text processing communities (recent examples being [13], [12], [50], [41]). Other related textual tasks include sentence completion (*e.g.*, [41] with multiple-choice answers). These approaches provide inspiration for VQA techniques. One key concern in text is the *grounding* of questions. For instance, [50] synthesized textual descriptions and QA-pairs grounded in a simulation of actors and objects in a fixed set of locations. VQA is naturally grounded in images – requiring the understanding of both text (questions) and vision (images). Our questions are generated by humans, making the need for commonsense knowledge and complex reasoning more essential.

Describing Visual Content. Related to VQA are the tasks of image tagging [9], [25], image captioning [26], [15], [36], [7], [14], [49], [10], [21], [34], [23] and video captioning [42], [19], where words or sentences are generated to describe visual content. While these tasks require both visual and semantic knowledge, captions can often be non-specific (*e.g.*, observed by [49]). The questions in VQA require detailed specific information about the image for which generic image captions are of little use [2].

Other Vision+Language Tasks. Several recent papers have explored tasks at the intersection of vision and language that are easier to evaluate than image captioning, such as coreference resolution [24], [39] or generating referring expressions [22], [38] for a particular object in an image that would allow a human to identify which object is being referred to (*e.g.*, “the one in a red shirt”, “the dog on the left”). While task-driven and concrete, a limited set of visual concepts (*e.g.*, color, location) tend to be captured by referring expressions. As we demonstrate, a richer variety of visual concepts emerge from visual questions and their answers.

3 VQA DATASET COLLECTION

We now describe the Visual Question Answering (VQA) dataset. We begin by describing the real images and abstract scenes used to collect the questions. Next, we describe our process of collecting questions and their corresponding answers. Analysis of the questions and answers gathered as well as baseline results are provided in following sections.

Real Images. We use the 123,287 training and validation images and 81,434 test images from the newly-released Microsoft Common Objects in Context (MS COCO) [28] dataset. The MS COCO dataset was gathered to find images containing multiple objects and rich contextual information. Given the visual complexity of these images, they are well-suited for our VQA task. The more diverse our collection of images, the more diverse, comprehensive, and interesting the resultant set of questions and their answers.

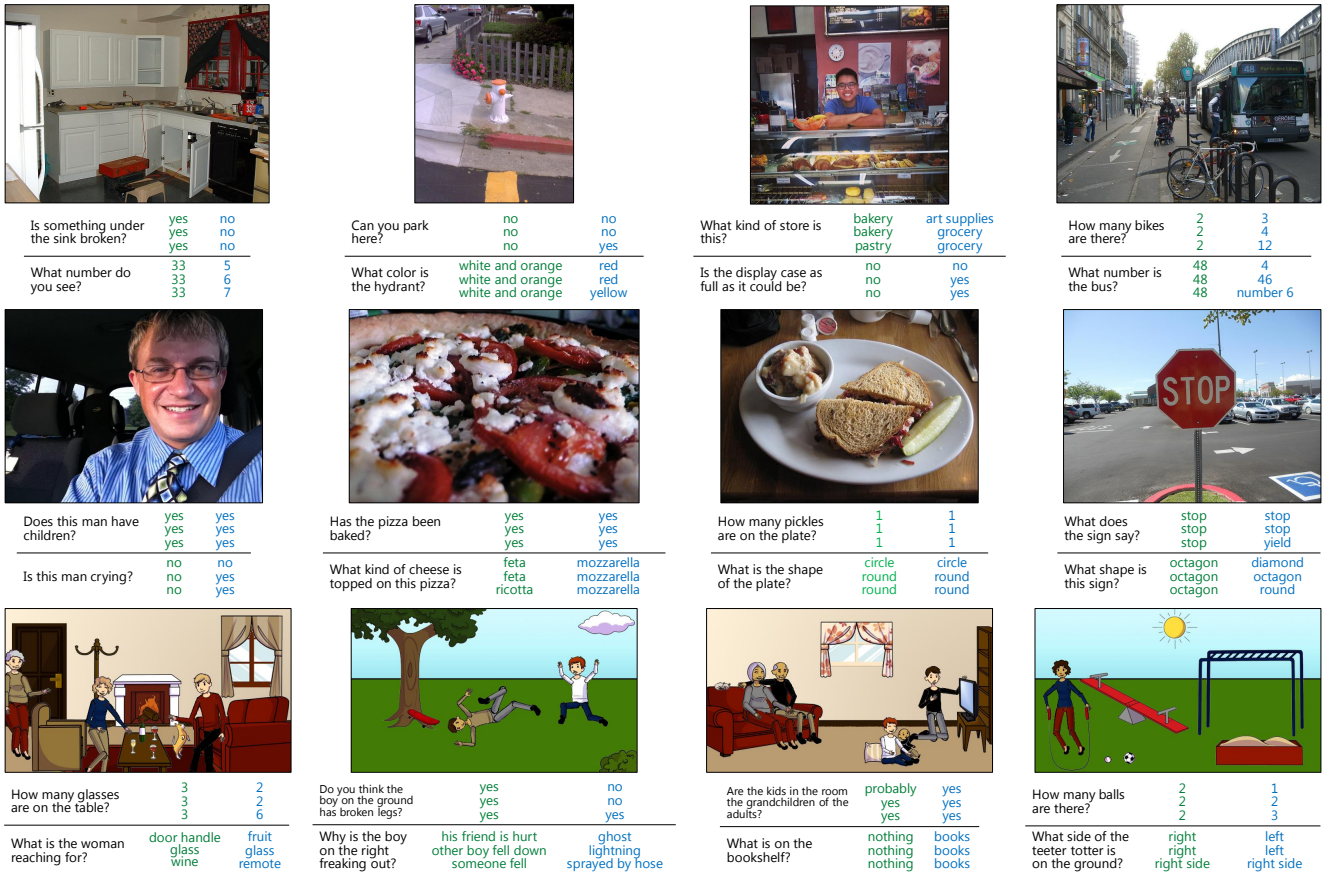


Fig. 2: Examples of questions (black), (a subset of the) answers given when looking at the image (green), and answers given when not looking at the image (blue) for numerous representative examples of the dataset. See the appendix for more examples.

Abstract Scenes. The VQA task with real images requires the use of complex and often noisy visual recognizers. To attract researchers interested in exploring the high-level reasoning required for VQA, but not the low-level vision tasks, we create a new abstract scenes dataset [1], [52], [53], [54] containing 50K scenes. The dataset contains 20 “paperdoll” human models [1] spanning genders, races, and ages with 8 different expressions. The limbs are adjustable to allow for continuous pose variations. The clipart may be used to depict both indoor and outdoor scenes. The set contains over 100 objects and 31 animals in various poses. The use of this clipart enables the creation of more realistic scenes (see bottom row of Fig. 2) that more closely mirror real images than previous papers [52], [53], [54]. See the appendix for the user interface, additional details, and examples.

Splits. For real images, we follow the same train/val/test split strategy as the MC COCO dataset [28] (including test-dev, test-standard, test-challenge, test-reserve). For abstract scenes, we create standard splits, separating the scenes into 20K/10K/20K for train/val/test splits, respectively.

Captions. The MS COCO dataset [28], [5] already contains five single-sentence captions for all images. We also collected five single-captions for all abstract scenes using the same user interface¹ for collection.

Questions. Collecting interesting, diverse, and well-posed questions is a significant challenge. Many simple questions

may only require low-level computer vision knowledge, such as “What color is the cat?” or “How many chairs are present in the scene?”. However, we also want questions that require commonsense knowledge about the scene, such as “What sound does the pictured animal make?”. Importantly, questions should also *require* the image to correctly answer and not be answerable using just commonsense information, e.g., in Fig. 1, “What is the mustache made of?”. By having a wide variety of question types and difficulty, we may be able to measure the continual progress of both visual understanding and commonsense reasoning.

We tested and evaluated a number of user interfaces for collecting such “interesting” questions. Specifically, we ran pilot studies asking human subjects to ask questions about a given image that they believe a “toddler”, “alien”, or “smart robot” would have trouble answering. We found the “smart robot” interface to elicit the most interesting and diverse questions. As shown in the appendix, our final interface stated “We have built a smart robot. It understands a lot about images. It can recognize and name all the objects, it knows where the objects are, it can recognize the scene (e.g., kitchen, beach), people’s expressions and poses, and properties of objects (e.g., color of objects, their texture). Your task is to stump this smart robot!”. To bias against generic image-independent questions, subjects were instructed to ask questions that *require* the image to answer.

The same user interface was used for both the real images and abstract scenes. In total, three questions from unique workers

1. <https://github.com/tylin/coco-ui>

were gathered for each image/scene. When writing a question, the subjects were shown the previous questions already asked for that image to increase the question diversity. In total, the dataset contains over $\sim 0.76\text{M}$ questions.

Answers. Open-ended questions result in a diverse set of possible answers. For many questions, a simple “yes” or “no” response is sufficient. However, other questions may require a short phrase. Multiple different answers may also be correct. For instance, the answers “white”, “tan”, or “off-white” may all be correct answers to the same question. Human subjects may also disagree on the “correct” answer, *e.g.*, some saying “yes” while others say “no”. To handle these discrepancies, we gather *10 answers for each question from unique workers*, while also ensuring that the worker answering a question did not ask it. We ask the subjects to provide answers that are “a brief phrase and not a complete sentence. Respond matter-of-factly and avoid using conversational language or inserting your opinion.” In addition to answering the questions, the subjects were asked “Do you think you were able to answer the question correctly?” and given the choices of “no”, “maybe”, and “yes”. See Section 4 for an analysis of the answers provided.

For testing, we offer two modalities for answering the questions: (i) **open-answer** and (ii) **multiple-choice**.

For the open-answer task, the generated answers are evaluated using the following accuracy metric: $\min(\frac{\# \text{ humans that provided that answer}}{3}, 1)$, *i.e.*, an answer is deemed 100% accurate if at least 3 workers provided that exact answer.² Before comparison, all responses are made lowercase, numbers converted to digits, and punctuation & articles removed. We avoid using soft metrics such as Word2Vec [35], since they often group together words that we wish to distinguish, such as “left” and “right”.

For multiple-choice task, 18 candidate answers are created for each question. As with the open-answer task, the accuracy of a chosen option is computed based on the number of human subjects who provided that answer (scaled by 3 and clipped at 1). We generate a candidate set of correct and incorrect answers from four sets of answers: **Correct:** The most common (out of ten) correct answer. **Plausible:** To generate incorrect, but still plausible answers we ask three subjects to answer the questions without seeing the image. If three unique answers are not found, we gather additional answers from nearest neighbor questions using a bag-of-words model. The use of these answers helps ensure the image, and not just commonsense knowledge, is necessary to answer the question. **Popular:** These are the 10 most popular answers. For instance, these are “yes”, “no”, “2”, “1”, “white”, “3”, “red”, “blue”, “4”, “green” for real images. The inclusion of the most popular answers makes it more difficult for algorithms to infer the type of question from the set of answers provided, *i.e.*, learning that it is a “yes or no” question just because “yes” and “no” are present in the answers. **Random:** Correct answers from random questions in the dataset. To generate a total of 18 candidate answers, we first find the union of the correct,

plausible, and popular answers. We include random answers until 18 unique answers are found. The order of the answers is randomized. Example multiple choice questions are in the appendix.

4 VQA DATASET ANALYSIS

In this section, we provide an analysis of the questions and answers in the VQA train dataset. To gain an understanding of the types of questions asked and answers provided, we visualize the distribution of question types and answers. We also explore how often the questions may be answered without the image using just commonsense information. Finally, we analyze whether the information contained in an image caption is sufficient to answer the questions.

The dataset includes 614,163 questions and 7,984,119 answers (including answers provided by workers with and without looking at the image) for 204,721 images from the MS COCO dataset [28] and 150,000 questions with 1,950,000 answers for 50,000 abstract scenes.

4.1 Questions

Types of Question. Given the structure of questions generated in the English language, we can cluster questions into different types based on the words that start the question. Fig. 3 shows the distribution of questions based on the first four words of the questions for both the real images (left) and abstract scenes (right). Interestingly, the distribution of questions is quite similar for both real images and abstract scenes. This helps demonstrate that the type of questions elicited by the abstract scenes is similar to those elicited by the real images. There exists a surprising variety of question types, including “What is...”, “Is there...”, “How many...”, and “Does the...”. Quantitatively, the percentage of questions for different types is shown in Table 3. Several example questions and answers are shown in Fig. 2. A particularly interesting type of question is the “What is...” questions, since they have a diverse set of possible answers. See the appendix for visualizations for “What is...” questions.

Lengths. Fig. 4 shows the distribution of question lengths. We see that most questions range from four to ten words.

4.2 Answers

Typical Answers. Fig. 5 (top) shows the distribution of answers for several question types. We can see that a number of question types, such as “Is the...”, “Are...”, and “Does...” are typically answered using “yes” and “no” as answers. Other questions such as “What is...” and “What type...” have a rich diversity of responses. Other question types such as “What color...” or “Which...” have more specialized responses, such as colors, or “left” and “right”. See the appendix for a list of the most popular answers.

Lengths. Most answers consist of a single word, with the distribution of answers containing one, two, or three words, respectively being 89.32%, 6.91%, and 2.74% for real images and 90.51%, 5.89%, and 2.49% for abstract scenes. The brevity of answers is not surprising, since the questions tend to elicit specific information from the images. This is in contrast with image captions that generically describe the entire image

2. In order to be consistent with ‘human accuracies’ reported in Section 4, machine accuracies are averaged over all $\binom{10}{9}$ sets of human annotators

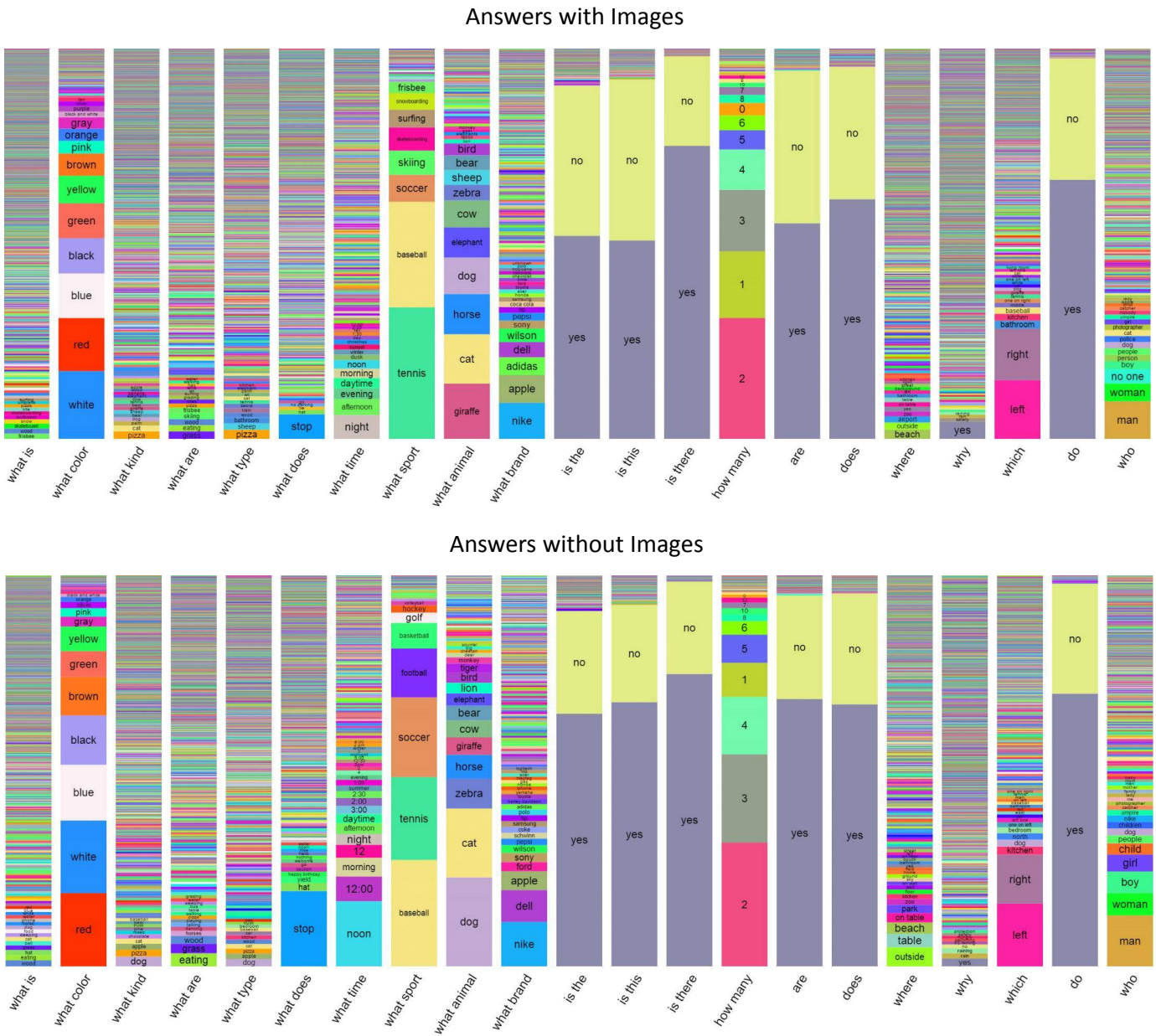


Fig. 5: Distribution of answers per question type for a random sample of 60K questions for real images when subjects provide answers when given the image (top) and when not given the image (bottom).

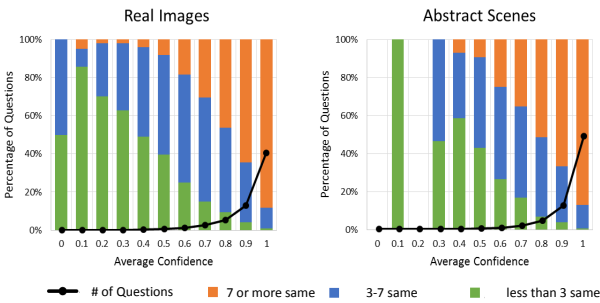


Fig. 6: Number of questions per average confidence score (0 = not confident, 1 = confident) for real images and abstract scenes (black lines). Percentage of questions where 7 or more answers are same, 3-7 are same, less than 3 are same (color bars).

the human subjects respond better than chance. For other questions, humans are only correct about 21% of the time.

This demonstrates that understanding the visual information is critical to VQA and that commonsense information alone is not sufficient.

To show the qualitative difference in answers provided with and without images, we show the distribution of answers for various question types in Fig. 5 (bottom). The distribution of colors, numbers, and even “yes/no” responses is surprisingly different for answers with and without images.

Which Questions Require Common Sense? In order to identify questions that require commonsense reasoning to answer, we conducted two AMT studies (on a subset 10K questions from the real images of VQA trainval) asking subjects – (i) whether or not a question required knowledge external to the image, and (ii) the youngest age group that could answer the question – toddler (3-4), younger child (5-8), older child (9-

Dataset	Input	All	Yes/No	Number	Other
Real	Question	40.81	67.60	25.77	21.22
	Question + Caption*	57.47	78.97	39.68	44.41
	Question + Image	83.30	95.77	83.39	72.67
Abstract	Question	43.27	66.65	28.52	23.66
	Question + Caption*	54.34	74.70	41.19	40.18
	Question + Image	87.49	95.96	95.04	75.33

TABLE 1: Test-standard accuracy of human subjects when asked to answer the question without seeing the image (Question), seeing just a caption of the image and not the image itself (Question + Caption), and seeing the image (Question + Image). Results are shown for all questions, “yes/no” & “number” questions, and other questions that are neither answered “yes/no” nor number. All answers are free-form and not multiple-choice. *These accuracies are evaluated on a subset of 3K train questions (1K images).

12), teenager (13-17), adult (18+). Each question was shown to 10 subjects. We found that for 47.43% of question 3 or more subjects voted ‘yes’ to commonsense, (18.14%: 6 or more). In the ‘human age required to answer question’ study, we found the following distribution of responses: toddler: 15.3%, younger child: 39.7%, older child: 28.4%, teenager: 11.2%, adult: 5.5%. A fine-grained breakdown of average age required to answer a question is shown in Table 3. The two rankings of questions in terms of common sense required according to the two studies were largely correlated (Pearson’s rank correlation: 0.58).

4.4 Captions vs. Questions

Do generic image captions provide enough information to answer the questions? Table 1 (Question + Caption) shows the percentage of questions answered correctly when human subjects are given the question and a human-provided caption describing the image, but not the image. As expected, the results are better than when humans are shown the questions alone. However, the accuracies are significantly lower than when subjects are shown the actual image. This demonstrates that in order to answer the questions correctly, deeper image understanding (beyond what image captions typically capture) is necessary. In fact, we find that the distributions of nouns, verbs, and adjectives mentioned in captions is statistically significantly different from those mentioned in our questions + answers (Kolmogorov-Smirnov test, $p < .001$) for both real images and abstract scenes. See the appendix for details.

5 VQA BASELINES AND METHODS

In this section, we explore the difficulty of the VQA dataset for the MS COCO images using several baselines and novel methods. For reference, if we randomly choose an answer from the top 1K answers of the VQA train/val dataset, the test-standard accuracy is 0.12%. If we always select the most popular answer (“yes”), the accuracy is 29.72%. Picking the most popular answer per question type does 36.18% and a nearest neighbor approach does 40.61% on val (see the appendix for details).

We train on VQA train+val. Unless stated otherwise, all human accuracies are on test-standard, machine accuracies are on test-dev, and results involving human captions (in gray font) are trained on train and tested on val (because captions are not available for test).

	Open-Answer				Multiple-Choice			
	All	Yes/No	Number	Other	All	Yes/No	Number	Other
Question	48.09	75.66	36.70	27.14	53.68	75.71	37.05	38.64
Image	28.13	64.01	00.42	03.77	30.53	69.87	00.45	03.76
Q+I	52.64	75.55	33.67	37.37	58.97	75.59	34.35	50.33
LSTM Q	48.76	78.20	35.68	26.59	54.75	78.22	36.82	38.78
LSTM Q+I	53.74	78.94	35.24	36.42	57.17	78.95	35.80	43.41
Caption	26.70	65.50	02.03	03.86	28.29	69.79	02.06	03.82
Q+C	54.70	75.82	40.12	42.56	59.85	75.89	41.16	52.53

TABLE 2: Accuracy of our methods for the open-answer and multiple-choice tasks on the VQA test-dev for real images. (Caption and Q+C results are on val). See text for details.

For our baselines, we choose the top $K = 1000$ most frequent answers as possible outputs. This set of answers covers 82.67% of the train+val answers. We experiment with two models: (i) a multi-layer perceptron (MLP) neural network classifier with 2 hidden layers and 1000 hidden units (dropout 0.5) in each layer with tanh non-linearity, and (ii) an LSTM model followed by a softmax layer to generate the answer. We experimented with six inputs for the MLP model. **Question:** The top 1,000 words in the questions are used to create a bag-of-words representation. Since there is a strong correlation between the words that start a question and the answer (see Fig. 5), we find the top 10 first, second, and third words of the questions and create a 30 dimensional bag-of-words representation. These features are concatenated to get a 1,030 dimensional input representation. **Caption:** Similar to Table 1, we assume that a human-generated caption is given as input. We use a bag-of-words representation containing the 1,000 most popular words in the captions as the input feature. **Image:** We use the last hidden layer of VGGNet [44] as our 4096-dim feature. We also report the learned baseline results on **Question+Image (Q+I)**, **Question+Caption (Q+C)**, and **Question+Image+Caption (Q+I+C)** by simply concatenating the first hidden layer representations of networks trained on each feature individually. The LSTM model uses a one-hot encoding for the question words, and the same image features as above followed by a linear transformation to transform the image features to 1024 dimensions to match the LSTM encoding of the question. The question and image encodings are fused via element-wise multiplication.

For testing, we report the result on two different tasks: open-answer selects the answer with highest activation from all possible K answers and multiple-choice picks the answer that has the highest activation from the potential answers. As shown in Table 2, the accuracy using only the question is $\sim 48\%$, which demonstrates that the type of question is informative of the answer. As expected, results on multiple-choice are better than open-answer. All methods are significantly worse than human performance.

To gain further insights into these results, we computed accuracies by question type in Table 3. Interestingly, for question types that require more reasoning, such as “Is the” or “How many”, the scene-level image features do not provide any additional information. However, for questions that can be answered using scene-level information, such as “What sport,” we do see an improvement. Similarly, for questions whose answer may be contained in a generic caption we see

Question Type	Open-Answer					Human Age
	K = 1000			Human		To Be Able
	Q	Q + I	Q + C	Q	Q + I	To Answer
what is (13.84)	23.57	34.28	43.88	16.86	73.68	09.07
what color (08.98)	33.37	43.53	48.61	28.71	86.06	06.60
what kind (02.49)	27.78	42.72	43.88	19.10	70.11	10.55
what are (02.32)	25.47	39.10	47.27	17.72	69.49	09.03
what type (01.78)	27.68	42.62	44.32	19.53	70.65	11.04
is the (10.16)	70.76	69.87	70.50	65.24	95.67	08.51
is this (08.26)	70.34	70.79	71.54	63.35	95.43	10.13
how many (10.28)	43.78	40.33	47.52	30.45	86.32	07.67
are (07.57)	73.96	73.58	72.43	67.10	95.24	08.65
does (02.75)	76.81	75.81	75.88	69.96	95.70	09.29
where (02.90)	16.21	23.49	29.47	11.09	43.56	09.54
is there (03.60)	86.50	86.37	85.88	72.48	96.43	08.25
why (01.20)	16.24	13.94	14.54	11.80	21.50	11.18
which (01.21)	29.50	34.83	40.84	25.64	67.44	09.27
do (01.15)	77.73	79.31	74.63	71.33	95.44	09.23
what does (01.12)	19.58	20.00	23.19	11.12	75.88	10.02
what time (00.67)	8.35	14.00	18.28	07.64	58.98	09.81
who (00.77)	19.75	20.43	27.28	14.69	56.93	09.49
what sport (00.81)	37.96	81.12	93.87	17.86	95.59	08.07
what animal (00.53)	23.12	59.70	71.02	17.67	92.51	06.75
what brand (00.36)	40.13	36.84	32.19	25.34	80.95	12.50

TABLE 3: Open-answer test-dev results for different question types on real images (Q+C is reported on val). Questions types are determined by the one or two words that start the question. The percentage of questions for each type is shown in parentheses. Last column shows the human age required to answer the questions (as reported by AMT workers). See text for details.

improvement, such as “What animal”. For all question types, the results are worse than human accuracies.

The accuracy of our **best model** (LSTM Q+I, selected using VQA test-dev accuracies) on VQA test-standard is **54.06%**. Finally, evaluating our model on the questions for which we have annotations for how old a human needs to be to answer the question correctly, we estimate that our model performs as well as a 4.45 year old child! See the appendix for details.

6 CONCLUSION AND DISCUSSION

In conclusion, we introduce the task of Visual Question Answering (VQA). Given an image and an open-ended, natural language question about the image, the task is to provide an accurate natural language answer. We provide a dataset containing over 250K images, 760K questions, and around 10M answers. We will set up an evaluation server and organize an annual challenge and an associated workshop to facilitate systematic progress. We demonstrate the wide variety of questions and answers in our dataset, as well as the diverse set of AI capabilities in computer vision, natural language processing, and commonsense reasoning required to answer these questions accurately.

The questions we solicited from our human subjects were open-ended and not task-specific. For some application domains, it would be useful to collect task-specific questions. For instance, questions may be gathered from subjects who are visually impaired [2], or the questions could be focused on one specific domain (say sports). Bigham *et al.* [2] created an application that allows the visually impaired to capture images and ask open-ended questions that are answered by human subjects. Interestingly, these questions can rarely be answered using generic captions. Training on task-specific datasets may help enable practical VQA applications.

We believe VQA has the distinctive advantage of pushing the frontiers on “AI-complete” problems, while being amenable to automatic evaluation. Given the recent progress in the community, we believe the time is ripe to take on such an endeavor.

Acknowledgements. We would like to acknowledge the countless hours of effort provided by the workers on Amazon Mechanical Turk. This work was supported in part by the The Paul G. Allen Family Foundation via an award to D.P., ICTAS at Virginia Tech via awards to D.B. and D.P., Google Faculty Research Awards to D.P. and D.B., the National Science Foundation CAREER award to D.B., the Army Research Office YIP Award to D.B., and a Office of Naval Research grant to D.B.

APPENDIX OVERVIEW

The appendix has not been updated since v2 (Tue, 16 Jun 2015 16:59:52 GMT). An updated appendix (corresponding to the updates in the main paper) will be posted in the next version of this document. Stay tuned! In the appendix, we provide:

- I - Additional analysis comparing captions and Q&A data
- II - Qualitative visualizations for “What is” questions
- III - Human accuracy on multiple-choice questions
- IV - Details on the abstract scene dataset
- V - User interfaces used to collect the dataset
- VI - List of the top answers in the dataset
- VII - Additional examples from the VQA dataset

APPENDIX I: CAPTIONS VS. QUESTIONS

Do questions and answers provide further information about the visual world beyond that captured by captions? One method for determining whether the information captured by questions & answers is different from the information captured by captions is to measure some of the differences in the word distributions from the two datasets. We cast this comparison in terms of nouns, verbs, and adjectives by extracting all words from the MS COCO caption data using the Stanford part-of-speech (POS)³ tagger [45]. We normalize the word frequencies from captions, questions, and answers per image, and compare captions vs. questions and answers combined. Using a Kolmogorov-Smirnov test to determine whether the underlying distributions of the two datasets differ, we find a significant difference for all three parts of speech ($p < .001$). This helps motivate the VQA task as a way to learn information about visual scenes; although both captions and questions & answers provide information about the visual world, they do it from different perspectives, with different underlying biases [18], and can function as complementary to one another.

We illustrate the similarities and differences between the word distributions in captions versus questions & answers as Venn-style word clouds [8] with size indicating the normalized count. These are shown in Fig. 7 (nouns), Fig. 8 (verbs),

3. Noun tags begin with NN, verb tags begin with VB, adjective tags begin with JJ, and prepositions are tagged as IN.

[illegible][illegible]

Spatial Prepositions

Preposition	Question & Answer (%)	Caption (%)
about	0.5	0.5
around	0.5	0.5
at	3.0	4.0
behind	0.5	0.5
by	0.5	1.5
down	0.5	0.5
from	1.5	0.5
in	28.0	18.0
into	0.5	0.5
near	0.5	2.0
on	24.0	21.0
out	0.5	0.5
outside	0.5	0.5
over	0.5	0.5
through	0.5	1.0
under	0.5	0.5
up	0.5	0.5
while	0.5	1.5
with	2.0	15.5

see that question & answer nouns capture information about “kind” and “type”, while caption nouns capture information about groups (*e.g.*, “bunch”, “pair”, “herd”, “crowd”) and pluralized visible objects (*e.g.*, “pizzas”, “skateboards”), among other differences. “Man” and “people” are common in both captions and questions & answers.

One key piece to understanding the visual world is understanding spatial relationships, and so we additionally extract spatial prepositions and plot their proportions in the captions *vs.* the questions & answers data in Fig. 10. We see that questions & answers have a higher proportion of specific spatial relations (*i.e.*, “in”, “on”) compared to captions, which have a higher proportion of general spatial relations (*i.e.*, “with”, “at”).

and Fig. 9 (adjectives).⁴ The left side shows the top words in captions, in the right the top words in questions & answers, and the center the words common to both, with size indicating the harmonic mean of the counts.

In Fig. 12, we show the distribution of questions starting with “What is” by their first five words for real images. Note the diversity of objects referenced in the questions, as well as, the relations between objects, such as “holding”, “wearing”, and “riding”. In Fig. 11, we show the distribution of answers for “What is” questions ending in different words. For instance, questions ending in “eating” have answers such as “pizza”, “grass”, and “banana”. Notice the diversity in answers for some questions, such as those that end with “for?” or “call?”. Other questions result in intuitive responses, such as “holding?” and the response “umbrella”.

4. Visualization created using <http://worditout.com/>.




Fig. 13: A small subset of the objects present in the abstract scene dataset.

Help Us Create Clipart Illustrations! (Living/Dining Room)



Fig. 14: The AMT interface for collecting abstract scenes. The light green circles indicate where users can select to manipulate a person's pose. Different objects may be added to the scene using the folders to the right.

APPENDIX V: USER INTERFACES

In Fig. 15, we show the AMT interface that we used to collect questions for images. Note that we tell them that the robot already knows the answer to the previously asked question(s), inspiring the workers to ask different kinds of questions, thereby increasing the diversity of our dataset.

Fig. 16 shows the AMT interface used for collecting answers to the previously collected questions when subjects were shown the corresponding images. Fig. 17 shows the interface that was used to collect answers to questions when subjects were not shown the corresponding image (*i.e.*, to help in gathering incorrect, but plausible, answers for the multiple-choice task and to assess how accurately the questions can be answered using common sense knowledge alone).

Stump a smart robot! Ask a question about this scene that a human can answer, but a smart robot probably can't!

Updated instructions: Please read carefully

Hide Show

We have built a smart robot. It understands a lot about scenes. It can recognize and name all the objects, it knows where the objects are, it can recognize the scene type (e.g. kitchen, beach), people's expressions and poses, and properties of objects (e.g. the color of objects, their texture). Your task is to stump this smart robot! **In particular, it already knows answers to some questions about this scene. We will tell you what these questions are.**

Ask a question about this scene that this SMART robot probably can not answer, but any human can easily answer while looking at the scene in the image. **IMPORTANT:** The question should be about this scene. That is, the human should need the image to be able to answer the question – the human should not be able to answer the question without looking at the image.



Your work will get rejected if you do not follow the instructions below:

- Do not ask questions that are similar to the ones listed below each image. As mentioned, the robot already knows the answers to those questions for the scene in this image. Please ask about something different.
- Do not repeat questions. Do not ask the same questions or the same questions with minor variations over and over again across images. Think of a new question each time specific to the scene in each image.
- Each question should be a single question. Do not ask questions that have multiple parts or multiple sub-questions in them.
- Do not ask generic questions that can be asked of many other scenes. Ask questions specific to the scene in each image.

Below is a list of questions the smart robot can already answer. Please ask a different question about this scene that a human can answer "if" looking at the scene in the image (and not otherwise), but would stump this smart robot:

Q1: What is unusual about this mustache? (The robot already knows the answer to this question.)
Q2: What is her facial expression? (The robot already knows the answer to this question.)
Q3: Write your question, different from the questions above, here to stump this smart robot.

prev next Page 2/3

Fig. 15: Our AMT interface for collecting the third question for an image, when subjects were shown previous questions that were collected and were asked to ask a question different from previous questions.

Help Us Answer Questions About Images!

Updated instructions: Please read carefully

Hide Show

Please answer some questions about images with brief answers. Your answers should be how most other people would answer the questions. If the question doesn't make sense, please try your best to answer it and indicate via the buttons that you are unsure of your response.

If you don't follow the following instructions, your work will be rejected.



Your work will get rejected if you do not follow the instructions below:

- Answer the question based on what is going on in the scene depicted in the image.
- Your answer should be a brief phrase (not a complete sentence).
- It is a kitchen. -> "kitchen"
- For yes/no questions, please just say yes/no.
- "You bet it is!" -> "yes"
- For numerical answers, please use digits.
- "Ten." -> "10"
- If you need to speculate (e.g. "What just happened?"), provide an answer that most people would agree on.
- If you don't know the answer (e.g. specific dog breed), provide your best guess.
- Respond matter-of-factly and avoid using conversational language or inserting your opinion.

Please answer the question using as few words as possible:

Q1: What is unusual about this mustache?

A1: Write your answer here.

Do you think you were able to answer the question correctly?

(Clicking an option will take you to the next question.)

no maybe yes Page 1/2

Fig. 16: The AMT interface used to collect answers to a question when subjects were shown the image while answering the question.

Help Us Answer Questions!

Updated instructions: please read carefully

We will show you a series of questions about possibly different scenes. Your task is to answer them. Here's the catch: we will not show you the scene!

So how can you answer the question correctly? Well, you can't! But your job is to provide a plausible answer to the question. What this means is the following: If we show the question alongside your answer to someone else (who also can't see the scene), they should think your answer "could be" correct.

Please keep your answer brief! If the question doesn't make sense, please try your best to answer it and indicate via the buttons that you are unsure of your response.

If you don't follow the following instructions, your work will be rejected.

Instructions:

- Your answer should be a brief phrase (not a complete sentence).
- "It is a kitchen." -> "kitchen"
- For yes/no questions, please just say yes/no.
- "You bet it is!" -> "yes"
- For numerical answers, please use digits.
- "Ten." -> "10"
- Respond matter-of-factly and avoid using conversational language.

Please provide a plausible answer to the question using as few words as possible:

Q1: What is unusual about this mustache?

A1: Write your answer here.

How likely do you think it is that someone else would answer this question with the same answer as yours?
(Clicking an option will take you to the next question.)

very unlikely somewhat unlikely somewhat likely very likely Page 1/2

Fig. 17: The AMT interface used to collect answers to a question when subjects were not shown the image while answering the question using only commonsense to collect the plausible, but incorrect, multiple-choice answers.

APPENDIX VI: ANSWER DISTRIBUTION

The top 250 answers in our dataset along with their counts and percentage counts are given below. The answers have been presented in different colors to show the different Part-of-Speech (POS) tagging of the answers with the following color code: **yes/no**, **noun**, **verb**, **adjective**, **adverb**, and **numeral**.

“yes” (49027, 18.14%), **“no”** (38368, 14.2%), **“2”** (9264, 3.43%), **“1”** (5095, 1.89%), **“3”** (4962, 1.84%), **“white”** (3428, 1.27%), **“4”** (3378, 1.25%), **“red”** (3260, 1.21%), **“blue”** (2627, 0.97%), **“black”** (2010, 0.74%), **“green”** (1942, 0.72%), **“5”** (1803, 0.67%), **“yellow”** (1593, 0.59%), **“brown”** (1393, 0.52%), **“6”** (1372, 0.51%), **“0”** (1330, 0.49%), **“tennis”** (1127, 0.42%), **“right”** (1080, 0.4%), **“orange”** (1028, 0.38%), **“left”** (1018, 0.38%), **“frisbee”** (954, 0.35%), **“baseball”** (897, 0.33%), **“bathroom”** (858, 0.32%), **“7”** (837, 0.31%), **“pink”** (832, 0.31%), **“wood”** (801, 0.3%), **“pizza”** (792, 0.29%), **“8”** (780, 0.29%), **“cat”** (738, 0.27%), **“water”** (605, 0.22%), **“dog”** (600, 0.22%), **“surfing”** (590, 0.22%), **“skiing”** (563, 0.21%), **“wii”** (554, 0.21%), **“elephant”** (513, 0.19%), **“kite”** (506, 0.19%), **“skateboarding”** (505, 0.19%), **“giraffe”** (500, 0.19%), **“10”** (492, 0.18%), **“man”** (466, 0.17%), **“kitchen”** (465, 0.17%), **“skateboard”** (464, 0.17%), **“9”** (459, 0.17%), **“snow”** (447, 0.17%), **“apple”** (433, 0.16%), **“stop”** (428, 0.16%), **“sheep”** (422, 0.16%), **“sunny”** (415, 0.15%), **“banana”** (415, 0.15%), **“umbrella”** (406, 0.15%), **“grass”** (405, 0.15%), **“horse”** (392, 0.15%), **“winter”** (391, 0.14%), **“12”** (382, 0.14%), **“bear”** (359, 0.13%), **“male”** (357, 0.13%), **“zebra”** (349, 0.13%), **“bananas”** (343, 0.13%), **“eating”** (340, 0.13%), **“female”** (338, 0.13%), **“purple”** (337, 0.12%), **“grey”** (334, 0.12%), **“tan”** (331, 0.12%), **“black and white”** (330, 0.12%), **“train”** (328, 0.12%), **“phone”** (317, 0.12%), **“wine”** (315, 0.12%), **“broccoli”** (315, 0.12%), **“gray”** (307, 0.11%), **“unknown”** (300, 0.11%), **“woman”** (291, 0.11%), **“cake”** (289, 0.11%), **“cow”** (287, 0.11%), **“laptop”** (280, 0.1%), **“beach”** (271, 0.1%), **“hat”** (270, 0.1%), **“silver”** (269, 0.1%), **“night”** (255, 0.09%), **“motorcycle”** (254, 0.09%), **“surfboard”** (250, 0.09%), **“kites”** (250, 0.09%), **“bird”** (237, 0.09%), **“maybe”** (237, 0.09%), **“soccer”** (236, 0.09%), **“bench”** (236, 0.09%), **“many”** (234, 0.09%), **“flowers”** (227, 0.08%), **“snowboarding”** (225, 0.08%), **“cell phone”** (221, 0.08%), **“bus”** (217, 0.08%), **“nothing”** (216, 0.08%), **“11”** (215, 0.08%), **“15”** (215, 0.08%), **“food”** (214, 0.08%), **“brick”** (213, 0.08%), **“20”** (211, 0.08%), **“christmas”** (210, 0.08%), **“day”** (210, 0.08%), **“up”** (209, 0.08%), **“outside”** (206, 0.08%), **“down”** (205, 0.08%), **“teddy bear”** (203, 0.08%), **“camera”** (202, 0.07%), **“open”** (200, 0.07%), **“helmet”** (196, 0.07%), **“sitting”** (186, 0.07%), **“fork”** (182, 0.07%), **“standing”** (179, 0.07%), **“zoo”** (178, 0.07%), **“13”** (177, 0.07%), **“plane”** (177, 0.07%), **“overcast”** (176, 0.07%), **“ball”** (175, 0.06%), **“cows”** (175, 0.06%), **“tree”** (174, 0.06%), **“red and white”** (173, 0.06%), **“cold”** (169, 0.06%), **“fence”** (168, 0.06%), **“suitcase”** (167, 0.06%), **“tile”** (164, 0.06%), **“glass”** (164, 0.06%), **“wedding”** (163, 0.06%), **“bed”** (163, 0.06%), **“14”** (163, 0.06%), **“happy”** (162, 0.06%), **“metal”** (162, 0.06%), **“lot”** (161, 0.06%), **“fall”** (158, 0.06%), **“beer”** (158, 0.06%), **“girl”** (155, 0.06%), **“boat”** (154, 0.06%), **“nike”** (152, 0.06%), **“bike”** (152, 0.06%), **“old”** (152, 0.06%), **“table”** (151, 0.06%), **“cheese”** (149, 0.06%), **“asian”** (148, 0.05%), **“coffee”** (147,

0.05%), **“flying kite”** (145, 0.05%), **“sleeping”** (143, 0.05%), **“horses”** (143, 0.05%), **“trees”** (143, 0.05%), **“cloudy”** (142, 0.05%), **“scissors”** (141, 0.05%), **“hot dog”** (140, 0.05%), **“blue and white”** (140, 0.05%), **“16”** (140, 0.05%), **“fire hydrant”** (139, 0.05%), **“chinese”** (138, 0.05%), **“airport”** (137, 0.05%), **“fish”** (137, 0.05%), **“beige”** (136, 0.05%), **“fruit”** (133, 0.05%), **“birds”** (132, 0.05%), **“airplane”** (132, 0.05%), **“on”** (132, 0.05%), **“glasses”** (131, 0.05%), **“microwave”** (131, 0.05%), **“clock”** (130, 0.05%), **“sand”** (129, 0.05%), **“africa”** (129, 0.05%), **“mirror”** (129, 0.05%), **“plastic”** (128, 0.05%), **“summer”** (128, 0.05%), **“tie”** (128, 0.05%), **“50”** (127, 0.05%), **“chocolate”** (127, 0.05%), **“birthday”** (127, 0.05%), **“carrots”** (126, 0.05%), **“truck”** (126, 0.05%), **“living room”** (124, 0.05%), **“car”** (123, 0.05%), **“25”** (123, 0.05%), **“boy”** (122, 0.05%), **“walking”** (122, 0.05%), **“palm”** (122, 0.05%), **“donuts”** (121, 0.04%), **“snowboard”** (120, 0.04%), **“toilet”** (120, 0.04%), **“donut”** (119, 0.04%), **“child”** (119, 0.04%), **“30”** (119, 0.04%), **“knife”** (118, 0.04%), **“breakfast”** (116, 0.04%), **“chair”** (116, 0.04%), **“round”** (116, 0.04%), **“mountains”** (116, 0.04%), **“clear”** (116, 0.04%), **“bat”** (116, 0.04%), **“evening”** (115, 0.04%), **“stripes”** (115, 0.04%), **“paper”** (114, 0.04%), **“morning”** (114, 0.04%), **“carrot”** (114, 0.04%), **“blonde”** (113, 0.04%), **“person”** (113, 0.04%), **“elephants”** (112, 0.04%), **“watch”** (111, 0.04%), **“sandwich”** (110, 0.04%), **“toothbrush”** (109, 0.04%), **“closed”** (109, 0.04%), **“afternoon”** (108, 0.04%), **“usa”** (108, 0.04%), **“tv”** (108, 0.04%), **“bicycle”** (107, 0.04%), **“books”** (106, 0.04%), **“leaves”** (106, 0.04%), **“heart”** (104, 0.04%), **“i dont know”** (104, 0.04%), **“chicken”** (104, 0.04%), **“surf board”** (103, 0.04%), **“hotdog”** (103, 0.04%), **“daytime”** (100, 0.04%), **“computer”** (100, 0.04%), **“tennis racket”** (99, 0.04%), **“gold”** (99, 0.04%), **“circle”** (99, 0.04%), **“dirt”** (98, 0.04%), **“oranges”** (98, 0.04%), **“square”** (98, 0.04%), **“mountain”** (98, 0.04%), **“ocean”** (97, 0.04%), **“wall”** (97, 0.04%), **“cooking”** (96, 0.04%), **“mouse”** (96, 0.04%), **“rock”** (96, 0.04%), **“remote”** (95, 0.04%), **“100”** (95, 0.04%), **“playing”** (95, 0.04%), **“spoon”** (95, 0.04%), **“18”** (94, 0.03%), **“bread”** (94, 0.03%), **“brown and white”** (93, 0.03%), **“very”** (93, 0.03%), **“bedroom”** (93, 0.03%), **“plaid”** (93, 0.03%), **“window”** (93, 0.03%), **“hay”** (92, 0.03%), **“i don t know”** (92, 0.03%), **“small”** (91, 0.03%), **“people”** (91, 0.03%), **“milk”** (91, 0.03%), **“apples”** (90, 0.03%), **“towel”** (90, 0.03%), **“middle”** (88, 0.03%), **“luggage”** (87, 0.03%), **“backpack”** (87, 0.03%), **“skis”** (86, 0.03%), **“don t know”** (85, 0.03%), **“ketchup”** (85, 0.03%), **“giraffes”** (84, 0.03%), **“vase”** (84, 0.03%), **“sun”** (83, 0.03%), **“17”** (83, 0.03%), **“brushing teeth”** (83, 0.03%), **“both”** (83, 0.03%), **“restaurant”** (81, 0.03%), **“roses”** (81, 0.03%), **“ground”** (81, 0.03%).

APPENDIX VII: ADDITIONAL EXAMPLES

To provide insight into the dataset, we provide additional examples. In Fig. 18, Fig. 19, and Fig. 20, we show a random selection of the VQA dataset for the MS COCO [28] images, abstract scenes, and multiple-choice questions, respectively.
















 <p>What part of the body are these worn around?</p> <table border="1"> <tr> <td>neck</td> <td>legs</td> </tr> <tr> <td>neck</td> <td>neck</td> </tr> <tr> <td>neck</td> <td>wrist</td> </tr> </table> <p>How many ties are there?</p> <table border="1"> <tr> <td>2</td> <td>3</td> </tr> <tr> <td>10</td> <td>4</td> </tr> <tr> <td>many</td> <td>4</td> </tr> </table>	neck	legs	neck	neck	neck	wrist	2	3	10	4	many	4	 <p>Is it raining?</p> <table border="1"> <tr> <td>no</td> <td>yes</td> </tr> <tr> <td>no</td> <td>yes</td> </tr> <tr> <td>no</td> <td>yes</td> </tr> </table> <p>Are there any people sitting on the bench?</p> <table border="1"> <tr> <td>No</td> <td>No</td> </tr> <tr> <td>No</td> <td>No</td> </tr> <tr> <td>No</td> <td>Yes</td> </tr> </table>	no	yes	no	yes	no	yes	No	No	No	No	No	Yes	 <p>What color are the shoe laces?</p> <table border="1"> <tr> <td>Blue</td> <td>Black</td> </tr> <tr> <td>Blue</td> <td>Red</td> </tr> <tr> <td>Light blue</td> <td>White</td> </tr> </table> <p>What is he sitting on?</p> <table border="1"> <tr> <td>Skateboard</td> <td>Bench</td> </tr> <tr> <td>Skateboard</td> <td>Chair</td> </tr> <tr> <td>Skateboard</td> <td>Chair</td> </tr> </table>	Blue	Black	Blue	Red	Light blue	White	Skateboard	Bench	Skateboard	Chair	Skateboard	Chair	 <p>How many boats are visible?</p> <table border="1"> <tr> <td>3</td> <td>2</td> </tr> <tr> <td>4</td> <td>3</td> </tr> <tr> <td>5</td> <td>4</td> </tr> </table> <p>How many umbrellas are in the image?</p> <table border="1"> <tr> <td>4</td> <td>2</td> </tr> <tr> <td>4</td> <td>2</td> </tr> <tr> <td>4</td> <td>9734</td> </tr> </table>	3	2	4	3	5	4	4	2	4	2	4	9734		
neck	legs																																																				
neck	neck																																																				
neck	wrist																																																				
2	3																																																				
10	4																																																				
many	4																																																				
no	yes																																																				
no	yes																																																				
no	yes																																																				
No	No																																																				
No	No																																																				
No	Yes																																																				
Blue	Black																																																				
Blue	Red																																																				
Light blue	White																																																				
Skateboard	Bench																																																				
Skateboard	Chair																																																				
Skateboard	Chair																																																				
3	2																																																				
4	3																																																				
5	4																																																				
4	2																																																				
4	2																																																				
4	9734																																																				
 <p>Does this look like a group of nerds?</p> <table border="1"> <tr> <td>no</td> <td>no</td> </tr> <tr> <td>no</td> <td>yes</td> </tr> <tr> <td>no</td> <td>yes</td> </tr> </table> <p>What are the people throwing?</p> <table border="1"> <tr> <td>frisbee</td> <td>balls</td> </tr> <tr> <td>frisbee</td> <td>rice</td> </tr> <tr> <td>frisbee</td> <td>frisbee</td> </tr> </table>	no	no	no	yes	no	yes	frisbee	balls	frisbee	rice	frisbee	frisbee	 <p>Why does this male have his arms in this position?</p> <table border="1"> <tr> <td>balance</td> <td>angry</td> </tr> <tr> <td>for balance</td> <td>he's carrying bags</td> </tr> <tr> <td>for balance</td> <td>hug</td> </tr> </table> <p>Are the clouds high in the sky?</p> <table border="1"> <tr> <td>yes</td> <td>no</td> </tr> <tr> <td>yes</td> <td>no</td> </tr> <tr> <td>yes</td> <td>yes</td> </tr> </table>	balance	angry	for balance	he's carrying bags	for balance	hug	yes	no	yes	no	yes	yes	 <p>How many people are wearing an orange shirt?</p> <table border="1"> <tr> <td>3</td> <td>1</td> </tr> <tr> <td>3</td> <td>3</td> </tr> <tr> <td>3</td> <td>3</td> </tr> </table> <p>Is this a trained elephant?</p> <table border="1"> <tr> <td>yes</td> <td>yes</td> </tr> <tr> <td>yes</td> <td>yes</td> </tr> <tr> <td>yes</td> <td>yes</td> </tr> </table>	3	1	3	3	3	3	yes	yes	yes	yes	yes	yes	 <p>Which player on the field head-butted the ball?</p> <table border="1"> <tr> <td>18</td> <td>1</td> </tr> <tr> <td>18</td> <td>13</td> </tr> <tr> <td>18</td> <td>number 22</td> </tr> <tr> <td>18</td> <td>player on left</td> </tr> </table> <p>What number is on the girl in black?</p> <table border="1"> <tr> <td>18</td> <td>1</td> </tr> <tr> <td>18</td> <td>4</td> </tr> <tr> <td>18</td> <td>8</td> </tr> </table>	18	1	18	13	18	number 22	18	player on left	18	1	18	4	18	8
no	no																																																				
no	yes																																																				
no	yes																																																				
frisbee	balls																																																				
frisbee	rice																																																				
frisbee	frisbee																																																				
balance	angry																																																				
for balance	he's carrying bags																																																				
for balance	hug																																																				
yes	no																																																				
yes	no																																																				
yes	yes																																																				
3	1																																																				
3	3																																																				
3	3																																																				
yes	yes																																																				
yes	yes																																																				
yes	yes																																																				
18	1																																																				
18	13																																																				
18	number 22																																																				
18	player on left																																																				
18	1																																																				
18	4																																																				
18	8																																																				
 <p>What is the woman carrying?</p> <table border="1"> <tr> <td>umbrella</td> <td>phone</td> </tr> <tr> <td>umbrella</td> <td>purse</td> </tr> <tr> <td>umbrella</td> <td>suitcase</td> </tr> </table> <p>What is the most colorful object in the picture?</p> <table border="1"> <tr> <td>umbrella</td> <td>art</td> </tr> <tr> <td>umbrella</td> <td>flower</td> </tr> <tr> <td>umbrella</td> <td>flowers</td> </tr> </table>	umbrella	phone	umbrella	purse	umbrella	suitcase	umbrella	art	umbrella	flower	umbrella	flowers	 <p>What is the type of meat under the bread?</p> <table border="1"> <tr> <td>beef</td> <td>bologna</td> </tr> <tr> <td>roast beef</td> <td>ham</td> </tr> <tr> <td>roast beef</td> <td>tan</td> </tr> </table> <p>How much fluid is in the bottom of the bowl?</p> <table border="1"> <tr> <td>0</td> <td>3 ounces</td> </tr> <tr> <td>1 oz</td> <td>a lot</td> </tr> <tr> <td>little</td> <td>some</td> </tr> </table>	beef	bologna	roast beef	ham	roast beef	tan	0	3 ounces	1 oz	a lot	little	some	 <p>Is it sunny in this picture?</p> <table border="1"> <tr> <td>yes</td> <td>yes</td> </tr> <tr> <td>yes</td> <td>yes</td> </tr> <tr> <td>yes</td> <td>yes</td> </tr> </table> <p>How many bikes on the floor?</p> <table border="1"> <tr> <td>2</td> <td>3</td> </tr> <tr> <td>2</td> <td>3 bikes</td> </tr> <tr> <td>2</td> <td>4</td> </tr> </table>	yes	yes	yes	yes	yes	yes	2	3	2	3 bikes	2	4	 <p>How many stories is this home?</p> <table border="1"> <tr> <td>1</td> <td>2</td> </tr> <tr> <td>1</td> <td>3</td> </tr> <tr> <td>2</td> <td>3</td> </tr> </table> <p>Is the table large enough for 10 average people to eat at?</p> <table border="1"> <tr> <td>no</td> <td>no</td> </tr> <tr> <td>no</td> <td>yes</td> </tr> <tr> <td>no</td> <td>yes</td> </tr> </table>	1	2	1	3	2	3	no	no	no	yes	no	yes		
umbrella	phone																																																				
umbrella	purse																																																				
umbrella	suitcase																																																				
umbrella	art																																																				
umbrella	flower																																																				
umbrella	flowers																																																				
beef	bologna																																																				
roast beef	ham																																																				
roast beef	tan																																																				
0	3 ounces																																																				
1 oz	a lot																																																				
little	some																																																				
yes	yes																																																				
yes	yes																																																				
yes	yes																																																				
2	3																																																				
2	3 bikes																																																				
2	4																																																				
1	2																																																				
1	3																																																				
2	3																																																				
no	no																																																				
no	yes																																																				
no	yes																																																				
 <p>What is the guy doing as he sits on the bench?</p> <table border="1"> <tr> <td>phone</td> <td>reading</td> </tr> <tr> <td>taking picture</td> <td>reading</td> </tr> <tr> <td>taking picture with phone</td> <td>smokes</td> </tr> </table> <p>What color are his shoes?</p> <table border="1"> <tr> <td>blue</td> <td>black</td> </tr> <tr> <td>blue</td> <td>black</td> </tr> <tr> <td>blue</td> <td>brown</td> </tr> </table>	phone	reading	taking picture	reading	taking picture with phone	smokes	blue	black	blue	black	blue	brown	 <p>What is the horse missing to be able to ride it?</p> <table border="1"> <tr> <td>saddle</td> <td>saddle</td> </tr> <tr> <td>saddle</td> <td>saddle</td> </tr> <tr> <td>saddle</td> <td>saddle</td> </tr> </table> <p>What shape is the building on the right?</p> <table border="1"> <tr> <td>pyramid</td> <td>rectangular</td> </tr> <tr> <td>steeple</td> <td>square</td> </tr> <tr> <td>triangle</td> <td>square</td> </tr> </table>	saddle	saddle	saddle	saddle	saddle	saddle	pyramid	rectangular	steeple	square	triangle	square	 <p>What is in the child's mouth?</p> <table border="1"> <tr> <td>her thumb</td> <td>candy</td> </tr> <tr> <td>it's thumg</td> <td>cookie</td> </tr> <tr> <td>thumb</td> <td>lollipop</td> </tr> </table> <p>What is the child harnessed to?</p> <table border="1"> <tr> <td>her thumb</td> <td>bike</td> </tr> <tr> <td>high chair</td> <td>child seat</td> </tr> <tr> <td>seat</td> <td>seat</td> </tr> </table>	her thumb	candy	it's thumg	cookie	thumb	lollipop	her thumb	bike	high chair	child seat	seat	seat	 <p>What is the animal in the water?</p> <table border="1"> <tr> <td>dog</td> <td>duck</td> </tr> <tr> <td>dog</td> <td>duck</td> </tr> <tr> <td>dog</td> <td>guppy</td> </tr> </table> <p>How many people are present?</p> <table border="1"> <tr> <td>15</td> <td>2</td> </tr> <tr> <td>15</td> <td>3</td> </tr> <tr> <td>15</td> <td>3</td> </tr> </table>	dog	duck	dog	duck	dog	guppy	15	2	15	3	15	3		
phone	reading																																																				
taking picture	reading																																																				
taking picture with phone	smokes																																																				
blue	black																																																				
blue	black																																																				
blue	brown																																																				
saddle	saddle																																																				
saddle	saddle																																																				
saddle	saddle																																																				
pyramid	rectangular																																																				
steeple	square																																																				
triangle	square																																																				
her thumb	candy																																																				
it's thumg	cookie																																																				
thumb	lollipop																																																				
her thumb	bike																																																				
high chair	child seat																																																				
seat	seat																																																				
dog	duck																																																				
dog	duck																																																				
dog	guppy																																																				
15	2																																																				
15	3																																																				
15	3																																																				
 <p>What red objects in front are almost covered by snow?</p> <table border="1"> <tr> <td>meters</td> <td>car</td> </tr> <tr> <td>parking meters</td> <td>cars</td> </tr> <tr> <td>parking meters</td> <td>shoes</td> </tr> </table> <p>Is it winter?</p> <table border="1"> <tr> <td>yes</td> <td>no</td> </tr> <tr> <td>yes</td> <td>yes</td> </tr> <tr> <td>yes</td> <td>yes</td> </tr> </table>	meters	car	parking meters	cars	parking meters	shoes	yes	no	yes	yes	yes	yes	 <p>Does the car have a license plate?</p> <table border="1"> <tr> <td>yes</td> <td>yes</td> </tr> <tr> <td>yes</td> <td>yes</td> </tr> <tr> <td>yes</td> <td>yes</td> </tr> </table> <p>Could the truck have a camper?</p> <table border="1"> <tr> <td>yes</td> <td>yes</td> </tr> <tr> <td>yes</td> <td>yes</td> </tr> <tr> <td>yes</td> <td>yes</td> </tr> </table>	yes	yes	yes	yes	yes	yes	yes	yes	yes	yes	yes	yes	 <p>Is the woman on the back of the bicycle pedaling?</p> <table border="1"> <tr> <td>no</td> <td>no</td> </tr> <tr> <td>yes</td> <td>no</td> </tr> <tr> <td>yes</td> <td>yes</td> </tr> </table> <p>Why is the woman holding an umbrella?</p> <table border="1"> <tr> <td>sunny</td> <td>it's raining</td> </tr> <tr> <td>to block sun</td> <td>it's raining</td> </tr> <tr> <td>uncertain</td> <td>to stay dry</td> </tr> </table>	no	no	yes	no	yes	yes	sunny	it's raining	to block sun	it's raining	uncertain	to stay dry	 <p>What is on the ground?</p> <table border="1"> <tr> <td>snow</td> <td>dirt</td> </tr> <tr> <td>snow</td> <td>dirt</td> </tr> <tr> <td>snow</td> <td>mud</td> </tr> </table> <p>Does the man have a backpack?</p> <table border="1"> <tr> <td>yes</td> <td>no</td> </tr> <tr> <td>yes</td> <td>yes</td> </tr> <tr> <td>yes</td> <td>yes</td> </tr> </table>	snow	dirt	snow	dirt	snow	mud	yes	no	yes	yes	yes	yes		
meters	car																																																				
parking meters	cars																																																				
parking meters	shoes																																																				
yes	no																																																				
yes	yes																																																				
yes	yes																																																				
yes	yes																																																				
yes	yes																																																				
yes	yes																																																				
yes	yes																																																				
yes	yes																																																				
yes	yes																																																				
no	no																																																				
yes	no																																																				
yes	yes																																																				
sunny	it's raining																																																				
to block sun	it's raining																																																				
uncertain	to stay dry																																																				
snow	dirt																																																				
snow	dirt																																																				
snow	mud																																																				
yes	no																																																				
yes	yes																																																				
yes	yes																																																				
 <p>Is this photo taken in Antarctica?</p> <table border="1"> <tr> <td>no</td> <td>no</td> </tr> <tr> <td>no</td> <td>yes</td> </tr> <tr> <td>no</td> <td>yes</td> </tr> </table> <p>Overcast or sunny?</p> <table border="1"> <tr> <td>overcast</td> <td>overcast</td> </tr> <tr> <td>overcast</td> <td>overcast</td> </tr> <tr> <td>overcast</td> <td>sunny</td> </tr> </table>	no	no	no	yes	no	yes	overcast	overcast	overcast	overcast	overcast	sunny	 <p>Is the picture hanging straight?</p> <table border="1"> <tr> <td>no</td> <td>no</td> </tr> <tr> <td>yes</td> <td>yes</td> </tr> <tr> <td>yes</td> <td>yes</td> </tr> </table> <p>How many cabinets are on the piece of furniture?</p> <table border="1"> <tr> <td>4</td> <td>3</td> </tr> <tr> <td>4</td> <td>3</td> </tr> <tr> <td>4</td> <td>6</td> </tr> </table>	no	no	yes	yes	yes	yes	4	3	4	3	4	6	 <p>What type of trees are here?</p> <table border="1"> <tr> <td>palm</td> <td>ash</td> </tr> <tr> <td>palm</td> <td>oak</td> </tr> <tr> <td>palm</td> <td>pine</td> </tr> </table> <p>Is the skateboard airborne?</p> <table border="1"> <tr> <td>yes</td> <td>no</td> </tr> <tr> <td>yes</td> <td>yes</td> </tr> <tr> <td>yes</td> <td>yes</td> </tr> </table>	palm	ash	palm	oak	palm	pine	yes	no	yes	yes	yes	yes	 <p>Is this person trying to hit a ball?</p> <table border="1"> <tr> <td>yes</td> <td>yes</td> </tr> <tr> <td>yes</td> <td>yes</td> </tr> <tr> <td>yes</td> <td>yes</td> </tr> </table> <p>What is the person hitting the ball with?</p> <table border="1"> <tr> <td>frisbee</td> <td>bat</td> </tr> <tr> <td>racket</td> <td>bat</td> </tr> <tr> <td>round paddle</td> <td>racket</td> </tr> </table>	yes	yes	yes	yes	yes	yes	frisbee	bat	racket	bat	round paddle	racket		
no	no																																																				
no	yes																																																				
no	yes																																																				
overcast	overcast																																																				
overcast	overcast																																																				
overcast	sunny																																																				
no	no																																																				
yes	yes																																																				
yes	yes																																																				
4	3																																																				
4	3																																																				
4	6																																																				
palm	ash																																																				
palm	oak																																																				
palm	pine																																																				
yes	no																																																				
yes	yes																																																				
yes	yes																																																				
yes	yes																																																				
yes	yes																																																				
yes	yes																																																				
frisbee	bat																																																				
racket	bat																																																				
round paddle	racket																																																				

Fig. 18: Random examples of questions (black), answers given when looking at the image (green), and answers given when not looking at the image (blue) for numerous representative examples of the real image dataset.


























			
Who is holding the football? man man man boy girl man	What is the woman doing? sitting sitting sitting reading reading watching tv	How many bushes are in the background? 3 3 3 4 7 8	What color is the bike? orange orange orange blue pink red
How is the weather? cool and sunny mostly sunny partly cloudy nice sunny sunny	Who is having tea? lady woman woman woman woman women	What is the girl doing? playing playing playing crying eating talking on phone	Is the man injured? no no no no no yes
			
What is the dog looking at? ball ball soccerball cat cat tree	What color is the scooter? red red red red red yellow	What part of the chair is the lady sitting on? arm arm arm arm seat seat	What is the little girl playing with? jump rope jump rope jump rope doll dolls teddy bear
Will the boy play with the dog? yes yes yes yes yes yes	How many turtles? 2 2 2 2 3 15	Is the woman sad? her cat died yes yes no no no	What is in the pond? frog lily pad lily pad fish fish fish turtle
			
Are there leaves in the tree? no no no yes yes yes	What color is the book the woman is reading? blue blue blue blue green red	What is the girl sitting on? floor floor floor bench chair rock	What are the boy and girl sitting on? seesaw see saw teeter-totter bench bench couch
What is under the man's left foot? ball soccer ball tablecloth dollar grass ground	Is the lady reading? no yes yes no yes yes	What is the girl doing? sitting sitting on floor sit ups dancing singing sleeping	What geometric shape is the base of the seesaw? triangle triangle triangle triangle triangle triangle
			
Is the man happy? yes yes yes yes yes yes	How many cats are sleeping on the rug? 1 2 4 1 1 2	Is the sun shining? yes yes yes no yes yes	Does the man have a good heart? no yes yes yes yes yes
Is there an animal in the picture? yes yes yes yes yes yes	What color is the dog on the left? brown brown and white tan and white brown brown brown	What is in the pond? duck duck duck ducks fish fish	How many rabbits are there? 4 4 4 3 4 4
			
How many different kinds of fruits are available? 2 2 2 3 4 7	Is the cat chasing the mouse? yes yes yes yes yes yes	Is the man young or old? old old oldish old old old	Is it a warm night? no no no no yes yes
Which objects needs 2 people in order to work? hands seesaw teeter-totter bandsaw, firehose jump rope seesaw	Is the man sad? no yes yes yes yes yes	Which grill is the man using? 1 on left left left barbeque gas left 1	Is the man happy? my best guess is happy yes yes no yes yes
			
How many windows are in this room? 2 2 2 2 4 8	Is the woman standing? no no yes yes yes yes	What color is the plant on the left? green green green green green red	How many books are in the shelf? 3 3 3 3 9 23
Is she waiting on someone? yes yes yes no no yes	What is beside the chair? dog dog plant cat table table	Why is the woman eating a salad rather than pizza? dieting on diet she likes salad dieting overweight she's losing weight	What is the person holding? book book notebook phone phone tablet

Fig. 19: Random examples of questions (black), answers given when looking at the image (green), and answers given when not looking at the image (blue) for numerous representative examples of the abstract scene dataset.



Q: What is the horse missing to be able to ride it?

- | | | | |
|-----------|--------------|-------------|-------------------------|
| (a) yes | (b) no | (e) 3 | (f) 4 |
| (c) 1 | (d) 2 | (h) white | (j) red |
| (g) black | (i) blue | (m) 1 week | (n) yuy 551 |
| (k) nova | (l) saddle | (q) falling | (r) cheese nuts spinach |
| (o) tree | (p) carriage | | |

Q: What shape is the building on the right?

- | | | | |
|-------------|-----------------|---------------------|--------------|
| (a) yes | (b) no | (e) 3 | (f) 4 |
| (c) 1 | (d) 2 | (h) white | (j) red |
| (g) black | (i) blue | (m) rectangular | (n) pyramid |
| (k) steeple | (l) soccerfield | (q) bear and lizard | (r) triangle |
| (o) cherry | (p) square | | |



Q: What is on the ground?

- | | | | |
|-----------|-----------|-----------|-------------------|
| (a) yes | (b) no | (e) 3 | (f) 4 |
| (c) 1 | (d) 2 | (h) white | (j) red |
| (g) black | (i) blue | (m) toys | (n) behind weirdo |
| (k) dough | (l) snow | (q) mud | (r) microsoft |
| (o) dirt | (p) shows | | |

Q: Does the man have a backpack?

- | | | | |
|------------------|-------------------------------|--|------------|
| (a) yes | (b) no | (e) 3 | (f) 4 |
| (c) 1 | (d) 2 | (h) white | (j) red |
| (g) black | (i) blue | (m) white black turquoise | (n) silver |
| (k) pizza cutter | (l) ottoman has chrome finish | (q) red vehicle w lights on beyond dark vehicle car lenth back | (r) gravey |
| (o) chrome | (p) on surfboard in ocean | | |




Q: Is the woman on the back of the bicycle pedaling?

- | | | | |
|-------------|------------|-------------|------------------|
| (a) yes | (b) no | (e) 3 | (f) 4 |
| (c) 1 | (d) 2 | (h) white | (j) red |
| (g) black | (i) blue | (m) in snow | (n) marinara |
| (k) relaxed | (l) desk | (q) shirt | (r) bunny rabbit |
| (o) tv show | (p) tarach | | |

Q: Why is the woman holding an umbrella?

- | | | | |
|------------------|-----------------|---------------------------------------|-----------|
| (a) yes | (b) no | (e) 3 | (f) 4 |
| (c) 1 | (d) 2 | (h) white | (j) red |
| (g) black | (i) blue | (m) to block sun | (n) rain |
| (k) It s raining | (l) fountain | (q) orange juice expresso crema water | (r) sunny |
| (o) uncertain | (p) to stay dry | | |



Q: Is the picture hanging straight?

- | | | | |
|------------------|-----------------|----------------|-------------------|
| (a) yes | (b) no | (e) 3 | (f) 4 |
| (c) 1 | (d) 2 | (h) white | (j) red |
| (g) black | (i) blue | (m) blue green | (n) wrinkled |
| (k) straight | (l) tooth brush | (q) nope | (r) turkey cheese |
| (o) that it s on | (p) highway | | |

Q: How many cabinets are on the piece of furniture?

- | | | | |
|-----------|-----------|-------------------------|------------|
| (a) yes | (b) no | (e) 3 | (f) 4 |
| (c) 1 | (d) 2 | (h) white | (j) red |
| (g) black | (i) blue | (m) herding competition | (n) 6 |
| (k) dumb | (l) chest | (q) 10-speed | (r) ja8985 |
| (o) 5 | (p) 0 | | |



Q: Is the man happy?

- | | | | |
|------------|----------------|---------------|-------------------------------------|
| (a) yes | (b) no | (e) 3 | (f) 4 |
| (c) 1 | (d) 2 | (h) white | (j) red |
| (g) black | (i) blue | (m) sitting | (n) jeans |
| (k) unsure | (l) butterflys | (q) sunseting | (r) koi fish and lilypad over water |
| (o) sad | (p) happy | | |

Q: Is there an animal in the picture?

- | | | | |
|-------------|-------------------|------------------------|-----------|
| (a) yes | (b) no | (e) 3 | (f) 4 |
| (c) 1 | (d) 2 | (h) white | (j) red |
| (g) black | (i) blue | (m) climbing onto sofa | (n) 0 |
| (k) 2 years | (l) v | (q) is tree grown | (r) mouth |
| (o) walked | (p) scared of dog | | |



Q: Which objects needs 2 people in order for it to work?

- | | | | |
|------------|---------------|----------------------|---------------|
| (a) yes | (b) no | (e) 3 | (f) 4 |
| (c) 1 | (d) 2 | (h) white | (j) red |
| (g) black | (i) blue | (m) seesaw | (n) her pants |
| (k) plants | (l) sitting | (q) bandsaw firehose | (r) 0 |
| (o) hands | (p) he s home | | |

Q: What sport are they playing?

- | | | | |
|-------------|--------------|------------------|-------------|
| (a) yes | (b) no | (e) 3 | (f) 4 |
| (c) 1 | (d) 2 | (h) white | (j) red |
| (g) black | (i) blue | (m) no he is not | (n) sitting |
| (k) soccer | (l) lacrosse | (q) 0 | (r) cycle |
| (o) frisbee | (p) football | | |




Q: How many people are in the picture?

- | | | | |
|------------|-----------------|-----------|-----------------------------|
| (a) yes | (b) no | (e) 3 | (f) 4 |
| (c) 1 | (d) 2 | (h) white | (j) red |
| (g) black | (i) blue | (m) 10 | (n) sitting |
| (k) 5 | (l) getting hit | (q) 77 | (r) scratching his forehead |
| (o) kababs | (p) trout | | |

Q: What type of ball is hiding behind the tree?

- | | | | |
|-------------|---------------|---|-----------------|
| (a) yes | (b) no | (e) 3 | (f) 4 |
| (c) 1 | (d) 2 | (h) white | (j) red |
| (g) black | (i) blue | (m) volleyball | (n) soccer ball |
| (k) sitting | (l) earl gray | (q) ball hiding behind tree is big ball | (r) tennis |
| (o) acting | (p) soccer | | |



Q: What is the woman reaching for?

- | | | | |
|--------------|----------|------------|-----------------|
| (a) yes | (b) no | (e) 3 | (f) 4 |
| (c) 1 | (d) 2 | (h) white | (j) red |
| (g) black | (i) blue | (m) wine | (n) sitting |
| (k) ties | (l) boy | (q) remote | (r) door handle |
| (o) question | (p) dish | | |

Q: Who is playing with the dog?

- | | | | |
|---------------|-------------|-------------------|----------|
| (a) yes | (b) no | (e) 3 | (f) 4 |
| (c) 1 | (d) 2 | (h) white | (j) red |
| (g) black | (i) blue | (m) hopping bunny | (n) ball |
| (k) 0 | (l) boy | (q) lilly pads | (r) man |
| (o) his owner | (p) sitting | | |

Fig. 20: Random examples of multiple-choice questions for numerous representative examples of the real and abstract scene dataset.

REFERENCES

- [1] S. Antol, C. L. Zitnick, and D. Parikh. Zero-Shot Learning via Visual Abstraction. In *ECCV*, 2014. [2](#), [3](#), [10](#)
- [2] J. P. Bigham, C. Jayant, H. Ji, G. Little, A. Miller, R. C. Miller, R. Miller, A. Tatarowicz, B. White, S. White, and T. Yeh. VizWiz: Nearly Real-time Answers to Visual Questions. In *User Interface Software and Technology*, 2010. [1](#), [2](#), [8](#)
- [3] K. Bollacker, C. Evans, P. Paritosh, T. Sturge, and J. Taylor. Freebase: A Collaboratively Created Graph Database for Structuring Human Knowledge. In *International Conference on Management of Data*, 2008. [2](#)
- [4] A. Carlson, J. Betteridge, B. Kisiel, B. Settles, E. R. H. Jr., and T. M. Mitchell. Toward an Architecture for Never-Ending Language Learning. In *AAAI*, 2010. [2](#)
- [5] X. Chen, H. Fang, T.-Y. Lin, R. Vedantam, S. Gupta, P. Dollár, and C. L. Zitnick. Microsoft COCO Captions: Data Collection and Evaluation Server. *arXiv preprint arXiv:1504.00325*, 2015. [3](#)
- [6] X. Chen, A. Shrivastava, and A. Gupta. NEIL: Extracting Visual Knowledge from Web Data. In *ICCV*, 2013. [2](#)
- [7] X. Chen and C. L. Zitnick. Mind's Eye: A Recurrent Visual Representation for Image Caption Generation. In *CVPR*, 2015. [1](#), [2](#)
- [8] G. Coppersmith and E. Kelly. Dynamic wordclouds and vennclouds for exploratory data analysis. In *ACL Workshop on Interactive Language Learning and Visualization*, 2014. [8](#), [9](#)
- [9] J. Deng, A. C. Berg, and L. Fei-Fei. Hierarchical Semantic Indexing for Large Scale Image Retrieval. In *CVPR*, 2011. [2](#)
- [10] J. Donahue, L. A. Hendricks, S. Guadarrama, M. Rohrbach, S. Venugopalan, K. Saenko, and T. Darrell. Long-term Recurrent Convolutional Networks for Visual Recognition and Description. In *CVPR*, 2015. [1](#), [2](#)
- [11] D. Elliott and F. Keller. Comparing Automatic Evaluation Measures for Image Description. In *ACL*, 2014. [1](#)
- [12] A. Fader, L. Zettlemoyer, and O. Etzioni. Paraphrase-Driven Learning for Open Question Answering. In *ACL*, 2013. [2](#)
- [13] A. Fader, L. Zettlemoyer, and O. Etzioni. Open Question Answering over Curated and Extracted Knowledge Bases. In *International Conference on Knowledge Discovery and Data Mining*, 2014. [2](#)
- [14] H. Fang, S. Gupta, F. N. Iandola, R. Srivastava, L. Deng, P. Dollár, J. Gao, X. He, M. Mitchell, J. C. Platt, C. L. Zitnick, and G. Zweig. From Captions to Visual Concepts and Back. In *CVPR*, 2015. [1](#), [2](#)
- [15] A. Farhadi, M. Hejrati, A. Sadeghi, P. Young, C. Rashtchian, J. Hockenmaier, and D. Forsyth. Every Picture Tells a Story: Generating Sentences for Images. In *ECCV*, 2010. [2](#)
- [16] H. Gao, J. Mao, J. Zhou, Z. Huang, and A. Yuille. Are you talking to a machine? dataset and methods for multilingual image question answering. In *NIPS*, 2015. [2](#)
- [17] D. Geman, S. Geman, N. Hallonquist, and L. Younes. A Visual Turing Test for Computer Vision Systems. In *PNAS*, 2014. [1](#), [2](#)
- [18] J. Gordon and B. V. Durme. Reporting bias and knowledge extraction. In *Proceedings of the 3rd Workshop on Knowledge Extraction, at CIKM 2013*, 2013. [8](#)
- [19] S. Guadarrama, N. Krishnamoorthy, G. Malkarnenkar, S. Venugopalan, R. Mooney, T. Darrell, and K. Saenko. YouTube2Text: Recognizing and Describing Arbitrary Activities Using Semantic Hierarchies and Zero-Shot Recognition. In *ICCV*, December 2013. [2](#)
- [20] M. Hodosh, P. Young, and J. Hockenmaier. Framing Image Description as a Ranking Task: Data, Models and Evaluation Metrics. *JAIR*, 2013. [1](#)
- [21] A. Karpathy and L. Fei-Fei. Deep Visual-Semantic Alignments for Generating Image Descriptions. In *CVPR*, 2015. [1](#), [2](#)
- [22] S. Kazemzadeh, V. Ordonez, M. Matten, and T. L. Berg. ReferItGame: Referring to Objects in Photographs of Natural Scenes. In *EMNLP*, 2014. [2](#)
- [23] R. Kiros, R. Salakhutdinov, and R. S. Zemel. Unifying Visual-Semantic Embeddings with Multimodal Neural Language Models. *TACL*, 2015. [1](#), [2](#)
- [24] C. Kong, D. Lin, M. Bansal, R. Urtasun, and S. Fidler. What Are You Talking About? Text-to-Image Coreference. In *CVPR*, 2014. [2](#)
- [25] A. Krizhevsky, I. Sutskever, and G. E. Hinton. ImageNet Classification with Deep Convolutional Neural Networks. In *NIPS*, 2012. [2](#)
- [26] G. Kulkarni, V. Premraj, S. L. Sagnik Dhar and, Y. Choi, A. C. Berg, and T. L. Berg. Baby Talk: Understanding and Generating Simple Image Descriptions. In *CVPR*, 2011. [2](#)
- [27] D. B. Lenat and R. V. Guha. *Building Large Knowledge-Based Systems; Representation and Inference in the Cyc Project*. Addison-Wesley Longman Publishing Co., Inc., 1989. [2](#)
- [28] T.-Y. Lin, M. Maire, S. Belongie, J. Hays, P. Perona, D. Ramanan, P. Dollár, and C. L. Zitnick. Microsoft COCO: Common Objects in Context. In *ECCV*, 2014. [1](#), [2](#), [3](#), [4](#), [12](#)
- [29] X. Lin and D. Parikh. Don't Just Listen, Use Your Imagination: Leveraging Visual Common Sense for Non-Visual Tasks. In *CVPR*, 2015. [1](#)
- [30] X. Lin and D. Parikh. Don't just listen, use your imagination: Leveraging visual common sense for non-visual tasks. In *CVPR*, 2015. [2](#)
- [31] H. Liu and P. Singh. ConceptNet — A Practical Commonsense Reasoning Tool-Kit. *BT Technology Journal*, 2004. [2](#)
- [32] M. Malinowski and M. Fritz. A Multi-World Approach to Question Answering about Real-World Scenes based on Uncertain Input. In *NIPS*, 2014. [1](#), [2](#)
- [33] M. Malinowski, M. Rohrbach, and M. Fritz. Ask your neurons: A neural-based approach to answering questions about images. In *ICCV*, 2015. [2](#)
- [34] J. Mao, W. Xu, Y. Yang, J. Wang, and A. L. Yuille. Explain Images with Multimodal Recurrent Neural Networks. *CoRR*, abs/1410.1090, 2014. [1](#), [2](#)
- [35] T. Mikolov, I. Sutskever, K. Chen, G. S. Corrado, and J. Dean. Distributed Representations of Words and Phrases and their Compositionality. In *NIPS*, 2013. [4](#)
- [36] M. Mitchell, J. Dodge, A. Goyal, K. Yamaguchi, K. Stratos, X. Han, A. Mensch, A. Berg, T. L. Berg, and H. Daume III. Midge: Generating Image Descriptions From Computer Vision Detections. In *ACL*, 2012. [2](#)
- [37] M. Mitchell, K. van Deemter, and E. Reiter. Attributes in visual reference. In *PRE-CogSci*, 2013. [9](#)
- [38] M. Mitchell, K. Van Deemter, and E. Reiter. Generating Expressions that Refer to Visible Objects. In *HLT-NAACL*, 2013. [2](#)
- [39] V. Ramanathan, A. Joulin, P. Liang, and L. Fei-Fei. Linking People with "Their" Names using Coreference Resolution. In *ECCV*, 2014. [2](#)
- [40] M. Ren, R. Kiros, and R. Zemel. Exploring models and data for image question answering. In *NIPS*, 2015. [2](#)
- [41] M. Richardson, C. J. Burges, and E. Renshaw. MCTest: A Challenge Dataset for the Open-Domain Machine Comprehension of Text. In *EMNLP*, 2013. [1](#), [2](#)
- [42] M. Rohrbach, W. Qiu, I. Titov, S. Thater, M. Pinkal, and B. Schiele. Translating Video Content to Natural Language Descriptions. In *ICCV*, 2013. [2](#)
- [43] F. Sadeghi, S. K. Kumar Divvala, and A. Farhadi. Viske: Visual knowledge extraction and question answering by visual verification of relation phrases. In *CVPR*, 2015. [2](#)
- [44] K. Simonyan and A. Zisserman. Very deep convolutional networks for large-scale image recognition. *CoRR*, abs/1409.1556, 2014. [7](#)
- [45] K. Toutanova, D. Klein, C. D. Manning, and Y. Singer. Feature-rich part-of-speech tagging with a cyclic dependency network. In *ACL*, 2003. [8](#)
- [46] K. Tu, M. Meng, M. W. Lee, T. E. Choe, and S. C. Zhu. Joint Video and Text Parsing for Understanding Events and Answering Queries. *IEEE MultiMedia*, 2014. [1](#), [2](#)
- [47] R. Vedantam, C. L. Zitnick, and D. Parikh. CIDEr: Consensus-based Image Description Evaluation. In *CVPR*, 2015. [1](#)
- [48] R. Vedantam, X. Lin, T. Batra, C. L. Zitnick, and D. Parikh. Learning common sense through visual abstraction. In *ICCV*, 2015. [2](#)
- [49] O. Vinyals, A. Toshev, S. Bengio, and D. Erhan. Show and Tell: A Neural Image Caption Generator. In *CVPR*, 2015. [1](#), [2](#)
- [50] J. Weston, A. Bordes, S. Chopra, and T. Mikolov. Towards AI-Complete Question Answering: A Set of Prerequisite Toy Tasks. *CoRR*, abs/1502.05698, 2015. [2](#)
- [51] L. Yu, E. Park, A. C. Berg, and T. L. Berg. Visual madlibs: Fill-in-the-blank description generation and question answering. In *ICCV*, 2015. [2](#)
- [52] C. L. Zitnick and D. Parikh. Bringing Semantics Into Focus Using Visual Abstraction. In *CVPR*, 2013. [2](#), [3](#)
- [53] C. L. Zitnick, D. Parikh, and L. Vanderwende. Learning the Visual Interpretation of Sentences. In *ICCV*, 2013. [3](#)
- [54] C. L. Zitnick, R. Vedantam, and D. Parikh. Adopting Abstract Images for Semantic Scene Understanding. *PAMI*, 2015. [3](#)