

# Evaluating direct transcription and nonlinear optimization methods for robot motion planning

Diego Pardo, Lukas Möller, Michael Neunert, Alexander W. Winkler and Jonas Buchli

**Abstract**—This paper studies existing direct transcription methods for trajectory optimization for robot motion planning. These methods have demonstrated to be favorable for planning dynamically feasible motions for high dimensional robots with complex dynamics. However, an important disadvantage is the augmented size and complexity of the associated multivariate nonlinear programming problem (NLP). Due to this complexity, preliminary results suggest that these methods are not suitable for performing the motion planning for high degree of freedom (DOF) robots online. Furthermore, there is insufficient evidence about the successful use of these approaches on real robots. To gain deeper insight into the performance of trajectory optimization methods, we analyze the influence of the choice of different transcription techniques as well as NLP solvers on the run time. There are different alternatives for the problem transcription, mainly determined by the selection of the integration rule. In this study these alternatives are evaluated with a focus on robotics, measuring the performance of the methods in terms of computational time, quality of the solution, sensitivity to open parameters (i.e., number of discretization nodes and variables initialization) and complexity of the problem (e.g. number of constraints, state and action bounds). Additionally, we compare two optimization methodologies, namely Sequential Quadratic Programming (SQP) and Interior Point Methods (IPM), which are used to solve the transcribed problem. As a performance measure as well as a verification of using trajectory optimization on real robots, we are presenting hardware experiments performed on an underactuated, non-minimal-phase, ball-balancing robot with a 10 dimensional state space and 3 dimensional input space. The benchmark tasks solved with the real robot take into account path constraints and actuation limits. These experiments constitute one of very few examples of full-state trajectory optimization applied to real hardware.

## I. INTRODUCTION

Numerical methods for trajectory optimization (TO) [1] have received considerable attention from the robotics community during recent years. These methods are specially convenient for motion planning and control problems on high dimensional systems with complicated dynamics [2], [3], [4]. In such systems, using independent stages for kinematic planning and control struggles in finding plausible solutions and tends to produce inefficient and artificial motions. Instead of using hand design or motion capture references, TO methods use tools from optimization to generate dynamically feasible motions maximizing a performance criterion and

satisfying a set of constraints. This is an appealing approach when dealing with nonlinear and unstable systems like legged or balancing robots, where an optimal solution cannot be obtained analytically from the necessary conditions of optimality [5].

There are different types of methods to numerically solve the TO problem (direct, indirect, single shooting, multiple shooting). The classification of these methods is out of the scope of this paper. A comprehensive survey paper [6] explains indirect and direct solutions and how these are related with the *shooting* method for solving boundary value problems. Here we are interested in studying the performance of a family of methods known as *direct transcription* methods. Recent results in the area of whole-body motion planning and control have demonstrated the potential of these methods [7], [8], [2], where very dynamic and complicated motions have been obtained. Interestingly, there are no reports of the use of direct transcription methods in real floating-base and naturally unstable robots.

In direct transcription the state and control trajectories are discretized over time. An augmented and approximated version of the original problem is stated over the values of the trajectories at the discrete points or nodes [9], [10]. Therefore, constraints representing the system dynamics between nodes need to be included. The resulting problem can then be solved by a nonlinear programming (NLP) solver.

There are many approaches for direct transcription, mainly differing in the method used to describe the dynamic constraints between nodes. In robotics research, the work usually consists in folding the problem into a continuous TO framework and subsequently use direct transcription and a NLP solver to find the optimal trajectories that complete the task. There are diverse NLP solvers (e.g., SNOPT [11], IPOPT [12]), based on mature topics of mathematical optimization.

The main challenge of TO is to adequately integrate all the components of the robot motion problem into this formulation. For instance, in the case of whole-body motion planning and control of floating-base robots, additional elements need to be taken into account, i.e. external forces, contact dynamics, switching events and mode schedules among others [2], [8]. This integration is a hard, fundamental problem in robotics research. Nevertheless, the direct transcription and solver stages are then often treated as black box processes with few degrees of freedom for the robotics researcher, as commercial software (e.g., MUSCOD, SOCS, TOMLAB, DIDO, PSOPT) implement direct transcription for general optimal control, facilitating the procedure as they take care of the discretization and formulation of the constraints.

This work was supported by the Swiss National Centre of Competence in Research NCCR - Robotics. Diego Pardo {depardo@ethz.ch}, Lukas Möller {moellelu@student.ethz.ch}, Michael Neunert {neunertm@ethz.ch}, Alexander Winkler {winklera@ethz.ch}, and Jonas Buchli {buchlij@ethz.ch} are with the Agile & Dexterous Robotics Lab at the Institute of Robotics and Intelligent Systems, ETH Zürich, Switzerland.

However, one of the main disadvantages of direct transcription is the augmented size of the subsequent NLP, making the final formulation computationally expensive. This is especially true for high dimensional systems with switching dynamics, where a solver can take several minutes or even hours to find a solution. As reported by [2], given the abundant set of constraints required to formulate a robotic problem including contact forces and collision avoidance, depending on the complexity of the dynamics, the motion plan can become intractable, not able to return a feasible solution after hours or days of computation. Another criticism to these techniques is that they are prone to numerical errors, as the dynamics of the robot are approximated in between the nodes.

Given the difficulties mentioned above, it is worth to understand to what extent the choice of transcription technique and NLP solver are critical to convergence time of the optimization problem and to evaluate the impact that such choices have on the quality of the solution. In [13] trajectory optimization methods are evaluated in the context of manipulators, and hardware experiments are conducted on a planar 2DOF manipulator. Here we are interested only in direct transcription methods and in systems with high nonlinearities and unstable dynamics.

The main contribution of this paper is the quantification of the performance of various direct transcription methods in an experimental study, demonstrating the feasibility of directly applying trajectory optimization to online motion planning on a robotic hardware. This work also investigates the performance of instances of two type of methods for solving NLP problems, namely Sequential Quadratic Programming (SQP) and Interior Point Methods (IPM), also known as barrier methods. This paper is not presenting a survey of methods for solving TO problems [14] nor evaluating available optimization software packages neither comparing NLP solvers [15]. Instead, we use an unstable ball-balancing robot [16] with a 10 dimensional state space and 3 dimensional input space as a test platform. The robot is executing tasks of diverse complexity to measure the performance of these techniques in terms of computational time, quality of the solution and sensitivity to open parameters.

The evidence presented here intends to provide a reference for the adequate selection of methods and parameters when using direct transcription for trajectory optimization in a robotics context.

This paper is organized as follows. Section II-A presents a theoretical review of direct transcription methods and NLP solvers. In Section III and IV, the methodology designed to evaluate and compare the methods are described. Results are presented in V and VI and analyzed and discussed later in Section VII. Finally, Section VIII gathers the conclusions.

## II. BACKGROUND

In this section we present the components of direct transcription as well as those in SQP and IPM solvers.

### A. Direct Transcription for Trajectory Optimization

In general, the system dynamics of a non-linear robot can be modelled by a set of differential equations,

$$\dot{x}(t) = f(x(t), u(t)), \quad (1)$$

where  $x \in \mathbb{R}^n$  represents the system states and  $u \in \mathbb{R}^m$  the vector of control actions. The transition matrix  $f(\cdot)$  defines the system evolution in time.

A single phase trajectory optimization problem consists in finding a finite-time input trajectory  $u(t), \forall t \in [0, t_f]$ , such that a given criteria is minimized,

$$J = \Phi(x(t_f)) + \int_0^{t_f} \phi(x(t), u(t), t) dt \quad (2)$$

where  $\phi(\cdot)$  and  $\Phi(\cdot)$  are the intermediate and final cost functions correspondingly. The optimization may be subject to a set of boundary constraints or point functions,

$$\phi_{0,min} \leq \phi_0(x(0), u(0)) \leq \phi_{0,max} \quad (3)$$

$$\phi_{f,min} \leq \phi_f(x(t_f), u(t_f)) \leq \phi_{t_f,max} \quad (4)$$

In addition the solution must satisfy path constraints,

$$\phi_{p,min} \leq \phi_p(x(t), u(t), t) \leq \phi_{p,max} \quad (5)$$

and bounds on the state and control variables

$$x_{min} \leq x(t) \leq x_{max} \quad (6)$$

$$u_{min} \leq u(t) \leq u_{max} \quad (7)$$

Numerical methods transcribe this continuous formulation into a nonlinear optimization problem, i.e., a problem with finite number of variables. In direct transcription, the optimization searches over a set of decision variables  $y \in \mathbb{R}^p$ , comprised by a vector of parameters  $s \in \mathbb{R}^q$ , and the states and control trajectories discretized over time at certain points or *nodes*, i.e.,  $y = \{s, x_k, u_k\}$ , for  $k = 1, \dots, N$ , where  $N$  represents the total number of nodes. Note that the time between nodes,  $\Delta T_k = t_{k+1} - t_k$ , is not necessarily constant and it may be included as an optimization parameter.

The resulting NLP is then formulated as follows,

$$\begin{aligned} \min_y \quad & f_0(y) \\ \text{s.t.} \quad & \zeta(y) = 0 \\ & g_{min} \leq g(y) \leq g_{max} \\ & y_{min} \leq y \leq y_{max}, \end{aligned} \quad (8)$$

containing a scalar objective function,  $f_0(\cdot)$ , which is usually given by a quadrature formula approximating (2). Such a function can be written in three different and equivalent forms (Lagrange, Mayer or Bolza) [6]. Boundary and path constraints (3-5) are gathered in  $g(\cdot)$ .

One straightforward consequence of this discretization is the large size of the vector of decision variables  $p = q + (n + m) \times N$  and therefore the one of the NLP. Moreover, as the dynamics of the robot must be verified at each interval, a vector of dynamic constraints or *defects*  $\zeta(\cdot) \in \mathbb{R}^{N-1}$  needs to be included. Bounds on states and actions are straightforward to transcribe, but also increase

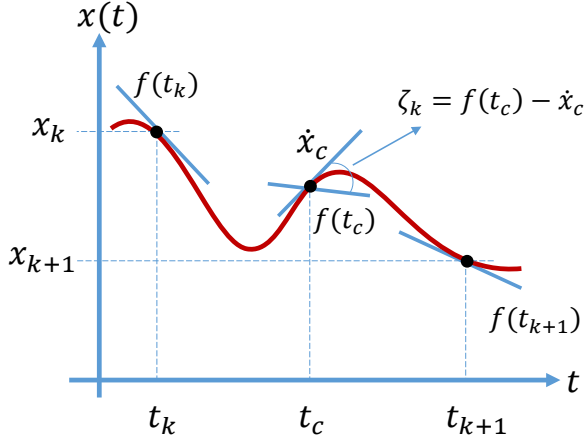


Fig. 1. Illustration of the state trajectory discretization occurring in direct transcription. The figure shows the optimization variables  $x_k$  and  $x_{k+1}$  and the geometric interpretation of the dynamic constraint for collocation

the size of the problem, as each single discretized value must be constrained. This fact is partially compensated by the sparsity of the resulting problem. Such structural property is handled particularly well by large-scale NLP solvers that exploit sparsity in their algorithms [11].

Direct transcription methods mainly differ by the way in which they formulate the dynamic constraints in (8). The original formulation [17] and simplest dynamic constraint is given by the Euler's integration rule,

$$\zeta_k = x_{k+1} - x_k - f(x_k, u_k)(t_{k+1} - t_k) = 0. \quad (9)$$

Other methods assume that between nodes the state is represented by a time-dependent polynomial of higher degree. Such methods are known as *direct collocation* [9]. Depending on the polynomial used to model the state and control trajectories, the integration approaches resulting from collocation are similar to a Runge-Kutta implicit integration rule. As illustrated in Fig. 1, collocation methods force to satisfy the system dynamics at some point within the intervals (usually at the middle) in the so-called collocation points  $x_c = x(t_c)$ ,

$$\zeta_k = f(x_c, u_c) - \dot{x}_c = 0, \quad (10)$$

where  $\dot{x}_c$  is the derivative of the function approximation. This constraint implicitly satisfies the solution of the system dynamics at the extremes and the collocation point of the correspondent interval, i.e., a single constraint serves to verify the values and derivatives in three different points. There are different approaches for collocation using different implicit integration rules. For example, using a trapezoidal [6] interpolation to represent the states trajectory and a linear approximation for the control, collocation constraints are then given by

$$x_{k+1} - x_k - \frac{\Delta T_k}{2} [f(t_k) + f(t_{k+1})] = 0, \quad (11)$$

where the notation  $f(t_i) = f(x_i, u_i)$  has been adopted for simplicity. Another common integration rule is based on the

use of a cubic Hermite polynomial, which corresponds to a Simpson's integration rule of the form,

$$x_{k+1} - x_k - \frac{\Delta T_k}{6} [f(t_k) + 4f(t_c) + f(t_{k+1})] = 0. \quad (12)$$

Euler's and trapezoidal integration rules are computationally less expensive than the one presented in (12). Nevertheless this choice influences the accuracy of the solution and even the possibilities of the solver of finding a feasible solution. This issue can be solved using a more refined discretization, i.e., more nodes, augmenting the size of the problem and potentially increasing the time required to find a solution. However, this may be absorbed by the ability of the solver to handle the sparsity in the structure of the problem.

There is a compromise between simplicity of the integration rule, number of nodes and efficiency of the solver. Moreover, in the case of a real robot system, the set of constraints defined in (3-7) are expected to be active and any advantage gained using a simplified integration rule can be surpassed by the considerable number of discretized constraints.

## B. NLP-Solvers

Nonlinear programming solvers are in a mature state of development given the vast experience of the field of mathematical optimization. Such solvers have been used and tested for numerical trajectory optimization during many years, primarily in the field of aircraft and spacecraft trajectory planning.

Here we evaluate two representative, and nowadays very popular, instances of NLP solvers. The first solver in our comparison is SNOPT which is based on Sequential Quadratic Programming. The second solver is IPOPT using the Interior Point Method. The goal of the analysis is to understand the respective advantages of both approaches in robotics applications. The complete description of the solvers and the algorithms used lies outside of the scope of this paper. This section presents some features to help understanding the main differences between them and to identify the nature of differences in their performances. A complete comparison between these classes of solvers can be found in [15].

1) *SNOPT (Sparse Nonlinear OPTimizer)*: The basic structure of this implementation of the SQP algorithm involves major and minor iterations. Major iterations advance along a sequence of points  $y_h$  that satisfy the set of linear constraints in  $\zeta(y_h)$  and  $g(y_h)$ . These iterations converge to a point that satisfies the remaining nonlinear constraints and the first-order conditions of optimality [11]. The direction towards which the major iterations move is produced by solving a QP subproblem. Solving this subproblem is an iterative procedure by itself (i.e. the minor iterations), based on a Newton-type minimization approach.

An important characteristic of all SQP algorithms is that they are 'active set algorithms'. Roughly speaking, this means that during the iterative procedure all the inequality constraints play a very explicit role during the search as the

QP subproblem must estimate the active set of constraints in order to decide the search direction.

A convenient feature of SNOPT is the possibility of using information about the gradient of the cost function and the constraints. It also uses information about the structure of the problem if it is provided, i.e. separating linear and nonlinear components of objective function and constraints.

2) *iPOPT*: This algorithm also depends on a Newton type subproblem. Nevertheless, inequalities are handled in a different manner. A barrier function is used to keep the search as far as possible from the bounds of the feasible set. The barrier parameters change along iterations, allowing proximity to the adequate constraint.

As for the case of SNOPT, *iPOPT* allows the user to include information about the gradient of the objective function and the constraints. Moreover, in this method information of the sparsity of the Hessian may be exploited.

### III. EVALUATION PROCEDURE

Considering the elements presented in the previous section, there are several decisions to make in order to put all the pieces together and build a complete scheme to solve a robot motion planning problem using direct transcription methods.

What integration method to use? How sensitive are such methods to the number of nodes? Given a complex robotic problem (i.e. high state dimensionality, non-minimal phase dynamics, state and action bounds and path constraints), how long does it take to find a solution? Can this technique be implemented online? What type of solver is more favorable within a real robotic task? Can the resulting trajectory be implemented on a real robot?

We address these questions measuring the performance of different direct transcription schemes against a robot motion benchmark.

#### A. Performance Criteria

The ultimate goal of these approaches is to obtain an optimal trajectory in states and control spaces that can be implemented on a real robot, i.e., compatible with technical constraints as bounds of the control signals and control loop frequency.

Ideally, given the planned control trajectory, the system will respond in the same way as the solver's integration of the state trajectory in between the nodes, such that the planned trajectory and executed trajectory match perfectly. *Accuracy* is therefore an important indicator to compare schemes. In case both, planned and executed trajectory match perfectly, no feedback would be required. Hence, the amount of effort a stabilizing controller requires to keep the trajectory as planned is used to measure the accuracy of the solution. Specifically, we use the mean square error between the planned control trajectory and the total control signal applied when the complete system is simulated (i.e. the difference between  $u_T$  and  $u^*$  as represented in Fig. 3).

Running time is another major concern when using direct transcription methods. Ideally, the motion planner should

TABLE I  
VARIABLES EVALUATED

Dynamic Constraints	Trapezoidal Hermite-Simpson
Problem Complexity	Constraints free Single path constraint Multiple path constraints
NLP Initialization	Uninitialized Random Linear interpolation Incremental Initialization
Open Parameters	Number of nodes Objective function form
NLP Solvers	SNOPT IPOPT
Real Robot	Over-constrained solution

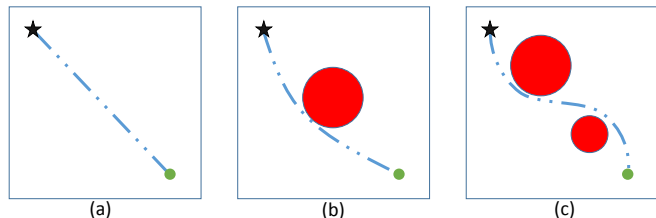


Fig. 2. Illustration of the benchmark tasks (top view). Starting from the initial state (star mark), the robot should reach the goal (circle mark) in the minimum time and keeping balance. (a) go-to task, (b) 1 Obstacle and (c) 2 Obstacles (i.e., path constraints) are included.

allow the robot to compute the plan online. Therefore another important indicator of the performance of the scheme is the time needed to find a feasible solution (i.e., *total cpu-time*).

Finally, it is worth to consider the optimality of a given solution. Despite using direct transcription the conditions of optimality cannot be verified, a measure of the quality of a solution is given by the resulting *value of the objective function*.

#### B. Proposed Schemes

When setting the trajectory optimization problem, there are multiple options on how to transcribe the problems, how to initialize the solution and how to solve the NLP problem. Table I lists the major variables that we focus on evaluating in this study. Different combinations of these elements are analyzed in benchmark tasks using the criteria described above.

## IV. BENCHMARK TASKS

The benchmark consists of a set of three different motion tasks executed by an under-actuated robot with challenging dynamics (naturally unstable, non-minimal-phase behavior) and actuation limits. Each task is a variation of a go-to-task, i.e. the robot is supposed to move from an initial to a final spatial location as fast as possible avoiding obstacles. Fig. 2 illustrates the tasks used as a benchmark. The difficulty of the tasks increases as more obstacles are included (path constraints).

### A. Ballbot Robot

The robot to perform these goto task is a ball balancing robot, a so called ballbot [16]. These kind of robots are essentially 3D inverted pendulums and hence are statically unstable, under-actuated, non-minimal phase systems. Due to this instability there is a complex interaction between the requirements for stable control and satisfying constraints (e.g. in position variables). A suitable method for optimal control has to be able to address and optimize these requirements simultaneously.

For the simulation and the derivation of controllers a non-linear model of the system dynamics of the ballbot has been analytically derived [16]. The robot is modeled as two rigid bodies, the torso of the robot and the ball. The two bodies are linked by three actuators. In our model, we neglect wheel dynamics and we assume that no slip or friction losses occur. The state vector of this ballbot is defined as

$$x = [\phi_r \quad \dot{\phi}_r \quad \phi_p \quad \dot{\phi}_p \quad \phi_y \quad \dot{\phi}_y \quad \theta_x \quad \dot{\theta}_x \quad \theta_y \quad \dot{\theta}_y]^T \quad (13)$$

where  $\phi$  and  $\dot{\phi}$  represents the torso angles and velocity with respect to gravity in the roll, pitch and yaw directions (*ropy*). Furthermore, the state includes the rotational angles of the ball  $(\theta_x, \theta_y)$  as well as their derivatives  $(\dot{\theta}_x, \dot{\theta}_y)$  representing the balls position with respect to the initial state. The control actions are defined by the wheel's input torques  $u = [\tau_1 \tau_2 \tau_3]^T$ .

### B. Cost function

From the continuous TO perspective, designing the cost function in (2) for the benchmark task is straightforward. A quadratic function for the intermediate and final costs is used,  $\phi(x, u) = x^T Q x + u^T R u$ ,  $\Phi(x(t_f)) = x_f^T H x_f$ . The goal state,  $x_g$ , is encoded in the cost function using  $x_f = x_g - x(t_f)$ , such difference at the end of the trajectory is penalized by  $H$ . The cost matrices  $Q, R$  are diagonal matrices penalizing the deviation from the initial state  $x(0) = 0$  and control effort.

### C. Trajectory Stabilization

Despite using an elaborated integration scheme or a very small discretization time increment, solutions obtained using direct transcription are based on an approximation of the continuous system dynamic described in (1). Even in simulation very small numerical integration errors can push the system towards instability. Therefore, it is necessary to stabilize the system using a feedback controller to compensate for any deviation from the planned trajectory. Among the techniques available to stabilize a trajectory, the optimal approach provided by Time Variant Linear Quadratic Regulator (TVLQR) fits particularly well for the case of direct transcription [18]. The resulting control scheme is illustrated in Fig. 3.

## V. RESULTS

This section presents the data collected during simulation and hardware tests. In the following subsections comparisons among the different decision elements listed in Table I are presented.

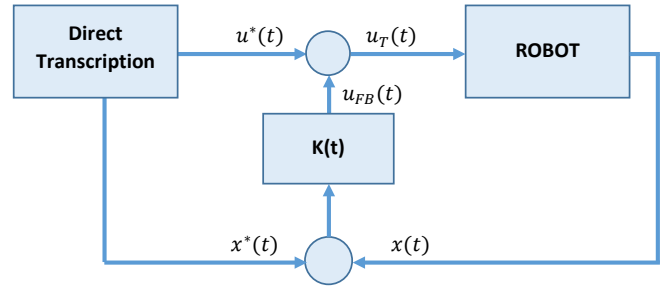


Fig. 3. Complete control scheme. Feedforward control action is provided by the TO planner and a feedback stabilization control is computed using the time variant gains obtained via TVLQR

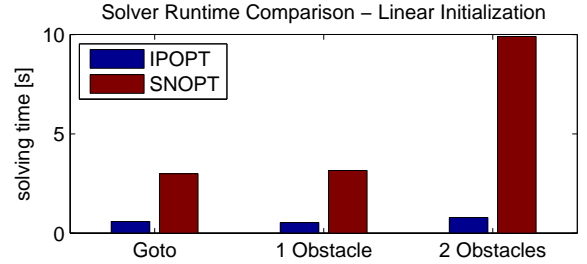


Fig. 4. This plot compares the solving time for the different tasks and solvers. Both solvers use linear interpolation between the initial and goal states for the initialization of the corresponding elements of the optimization vector.

### A. Solver vs Task Complexity

Figure 4 shows the performance of the solver given the complexity of the task. The complexity of the task affects the performance of SNOPT. The task with more constraints, i.e., the real robot task, cannot be solved using SNOPT whereas IPOPT manages to find a solution, even with a poor initialization.

Initialization is very important when facing complex tasks. Following an incremental solution approach (also known as homotopy), the solvers are able to find a feasible solution for all the tasks.

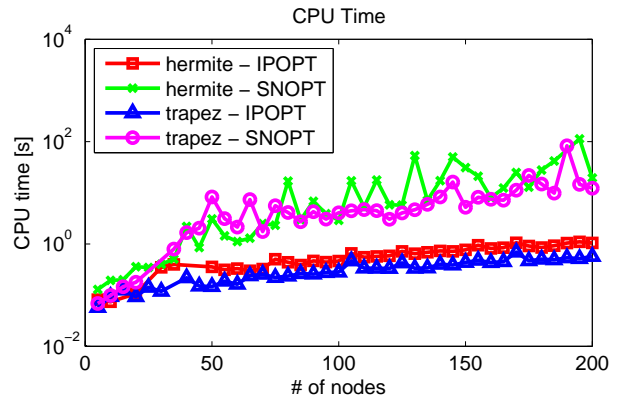


Fig. 5. This plot shows the runtime of the different combinations of integration methods and solvers. For a low number of nodes, differences are small. However, with an increasing number of nodes, the runtimes of SNOPT are above those of IPOPT and also rise faster.

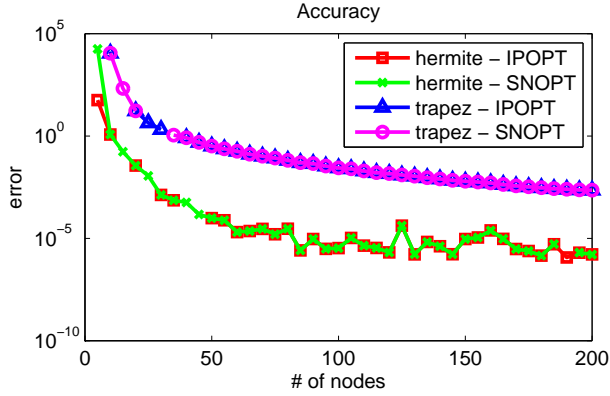


Fig. 6. This plot shows the error between optimized and simulated trajectory for both solvers and both integration methods. The graph shows that Hermite integration is significantly more accurate than trapezoidal integration.

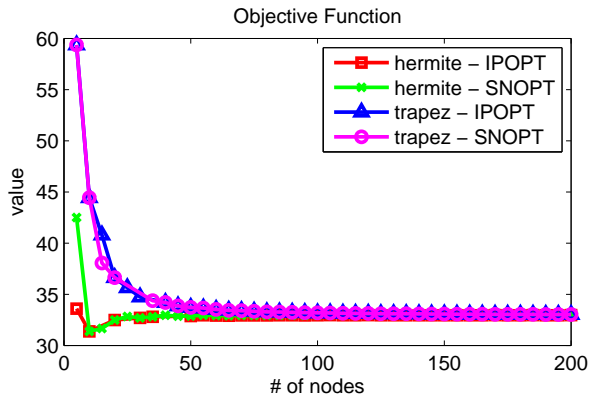


Fig. 7. This plot shows the objective function value for the different combinations of integration methods and solvers. A lower value can be understood as a better trajectory with respect to the optimization criterion. Especially for low number of nodes, Hermite integration clearly outperforms trapezoidal integration. For more than 50 nodes, the differences start to vanish.

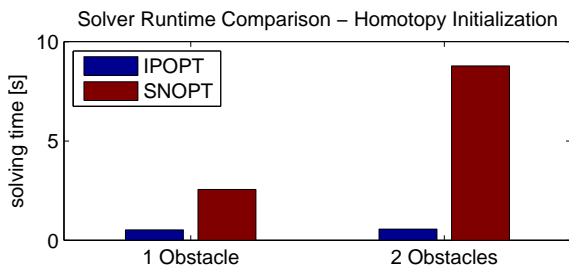


Fig. 8. This plot compares the solving time for the different tasks and solvers. Both solvers use progressive initialization of the optimization vector.

## B. Hermite-Simpson vs Trapezoidal

Figure 5 compares the runtime of the different integration methods, hermite and trapezoidal, in combination with both solvers, IPOPT and SNOPT. While these measures should not necessarily be understood as absolute value, their relative values are interesting. With a low number of nodes (i.e.,  $N < 20$ ) both solvers show similar performance. However, with an increasing number of nodes the computational complexity of SNOPT is higher and increases faster than the one obtained with IPOPT. For both solvers, Hermite integration requires more CPU time than trapezoidal integration. However, the difference here is not very significant.

In Figure 6 the accuracy between the planned trajectory and the executed trajectory (in simulation) is shown. As it can be observed, the accuracy is independent of the solver. However, Hermite integration produces an error which is by several magnitudes lower than the one of trapezoidal integration.

Figure 7 compares the value of the objective function after optimization. This value can be understood as being inversely proportional to the quality of the trajectory. Similar to the accuracy test, the difference between the two solvers is marginally. However, there is again a clear difference between the integration methods. Especially with a low number of nodes, Hermite integration is able to achieve a significantly lower objective function value. With increasing number of nodes, the difference between the integration methods vanishes.

## VI. HARDWARE EXPERIMENTS

The benchmark test shown in Figure 2 (including those with path constraints) were applied to the real hardware in order to verify that these approaches also hold on a physical system. A video with the different experimental results can be found at <https://www.youtube.com/watch?v=f2KnxTF-a0g>

Here we use the Direct Collocation scheme together with the IPOPT solver to obtain the trajectory. As a tracking controller, we add the TVLQR described in subsection IV-C. Furthermore, we added additional constraints in order to obtain a trajectory within the limits given by the robot's specifications. As a consequence, the control inputs and the vertical angles are bounded to operate in a safe regime.

### A. Experimental Setup

1) *Hardware:* The ballbot used for the experiments consists of three major elements: the ball, the propulsion unit and the upper body (torso). The ball is driven by three omniwheels mounted on brushless motors with planetary gear heads. Through optical encoders on the motors, the ball rotation is measured providing onboard odometry for the robot. While this odometry is prone to drift, it is sufficiently accurate for short to medium scale experiments as presented in this paper. An IMU on the robot estimates the upper body angles and the related angular rates. Hence, all states are directly measured by on-board sensors.




Fig. 9. Ball balancing robot. Due to its static instability and non-minimal phase behavior, it poses interesting challenges in terms of dynamics to the dynamic motion planning problem.

2) *Control Loop and Input:* The on-board control loop of the robot is executed in hard real-time at 200 Hz. In case the trajectory and the corresponding controller is executed at a lower rate, the control gains are assumed constant in between.

We apply the torque control input calculated from the feedforward control actions and feedback gains to the motors. This means that the derived controller directly acts on the system and that there is no additional inner control loop or stabilizing controller.

### B. Results of Hardware Experiments

In order to assess the performance of the hardware experiments we compare the trajectories computed in simulation with the ones measured on hardware during execution.

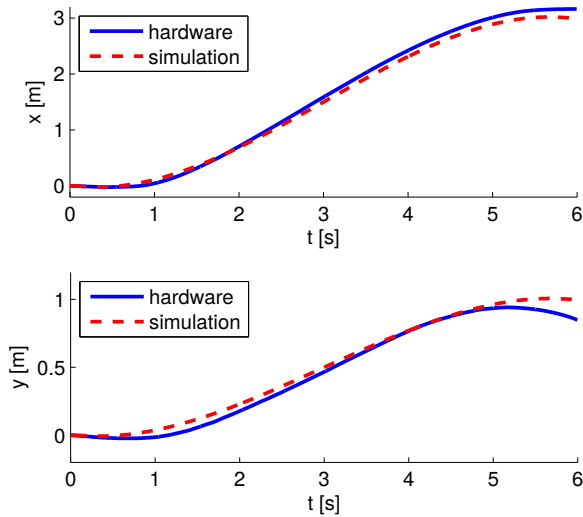


Fig. 10. Position of the robot in x and y direction during execution of the go-to benchmark test without obstacles. The blue solid line shows the measured data while the red dashed line shows the simulated trajectory for comparison.

Figure 10 shows the position of the robot during the go-to benchmark test without obstacles. Both x and y positions match well with the simulated data with slight offset in y towards the end of the trajectory.

As above, Figure 11 shows the robot position along both axes but this time for the task with one obstacle. Again, simulated and measured trajectories agree fairly well with

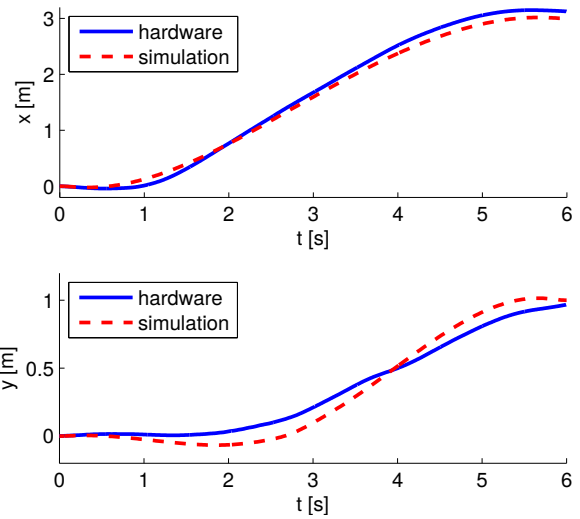


Fig. 11. Position of the robot in x direction during execution of the go-to benchmark test with one obstacle. The blue solid line shows the measured data while the red dashed line shows the simulated trajectory for comparison.

slightly more deviation of the simulated trajectory in y direction.

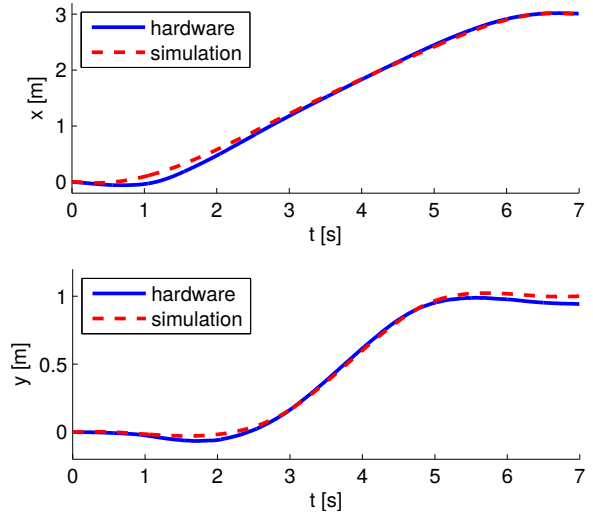


Fig. 12. Position of the robot in x and y direction during execution of the go-to benchmark test with two obstacles. The blue solid line shows the measured data while the red dashed line shows the simulated trajectory for comparison.

The results of the last test of the benchmark with two obstacles are shown in Figure 12. While this is the most challenging task, the tracking behavior is very good and even exceeds the results from the test with one obstacle.

In summary, the hardware tests show good tracking performance, verifying that the optimized trajectory is dynamically feasible and that the tracking control is able to reject disturbances and model inaccuracies very well.

## VII. ANALYSIS AND DISCUSSION

a) *NLP Solver:* We have observed that SNOPT requires more CPU time in most of the comparisons. This is even

more clear for the case of the two obstacle task, where the difference with IPOPT is significant.

This is explained by the need of this method of finding a solution within a big active set of inequality constraints. As pointed out in other comparison studies [15], [19], interior point methods tend to be faster in a NLP problem with many constraints. In robotics we are usually faced with such highly constraint problems. Apart from the set of dynamic constraints, other type of common elements as path constraints and the states and actions bounds increase the size of the problem considerably. Projecting this to cases where the problem includes many other type of constraints (e.g. kinematic, contact and friction), the performance of the interior point method is expected to be even better with respect to the SQP solver. Nevertheless, given a good initialization the IPM algorithm always outperformed the SQP solver in our tests.

In terms of quality and accuracy of the solution both solvers acted similarly under different schemes.

*b) Integration Scheme:* The integration scheme has less influence on the CPU time than the solver. However, selecting a Hermite-Simpson approximation has a considerable impact on the accuracy of the solution. As expected, the error decreases with the number of nodes, but this is not significant with respect to the better approximation reached with Hermite-Simpson.

The quality of solution, given by the value of the objective function, is also affected by the integration scheme, nevertheless when using enough nodes this effect vanishes.

*c) Initialization:* The aspect of initialization is closely related to the performance of the solver. Nevertheless, it can be observed that direct transcription methods are considerably sensitive to the initialization strategy adopted at the NLP stage. Irrespectively of the solver, applying an adequate initialization policy improves all the performance criteria, especially the solution time.

Moreover, for the task including two obstacles, both solvers are not able to find a feasible solution given naive initializations (random, zero). The performance increased using the incremental initialization strategy.

*d) Real robot:* During the hardware experiments, it is shown that trajectory optimization with a matching controller can be deployed on real hardware. The good match between simulated data and measurements can be observed both from the figures presented in this paper as well as the video attachment overlaying simulated and physical robot. Small deviations between simulated and real robot can be explained by model mismatches and sensor noise. These experiments do not only validate the applicability of trajectory optimization to real hardware but are also one of very few examples of using this technique on real robotic hardware. The feedforward actions as well as the control input computed using the feedback gains are directly applied to the actuators. Therefore, the stable motion is a direct result of the trajectory optimization and the TVLQR controller.

## VIII. CONCLUSIONS

This paper studies and evaluates direct transcription for trajectory optimization within a robotic context. Furthermore, the study includes a validation of applying trajectory optimization to physical hardware.

The comparisons performed in this work show clear patterns on the performance with respect to the different integration methods, solvers, solver settings, initialization and problem types. Regarding integration methods, Hermite-Simpson approximations are, as expected, more accurate than trapezoidal. Nevertheless, despite being computationally more complex, the Hermite-Simpson approximation has a very small impact in the total time required to find a feasible solution. The analysis suggests, instead, that the choice of solver has a much bigger influence on the runtime.

Our comparisons confirms what other authors suggest in the optimization literature: Interior Point Methods are an interesting alternative for solving problems with large numbers of inequality constraints [19], which are very common in the field of robotics. Moreover, it is important to highlight that the ability of IPOPT of using information of the Hessian has not been exploited in this study in an attempt to make a fair comparison between the methods. It is expected that the performance of IPOPT increases if this information is provided by the user.

We have shown a successful implementation of a direct collocation based motion planning and control approach for a real robot. We have shown that for a problem of medium complexity such as presented here the problems convergence sufficiently fast such that online planning using direct collocation comes in reach.

## ACKNOWLEDGMENTS

This research has been funded through a Swiss National Science Foundation Professorship Award to Jonas Buchli and the NCCR Robotics.

## REFERENCES

- [1] J. T. Betts, *Practical Methods for Optimal Control and Estimation Using Nonlinear Programming*, 2nd ed. Society for Industrial and Applied Mathematics, 2010.
- [2] H. Dai, A. Valenzuela, and R. Tedrake, "Whole-body motion planning with centroidal dynamics and full kinematics," in *IEEE-RAS International Conference on Humanoids Robots*, 2014.
- [3] F. Farshidian, M. Neunert, and J. Buchli, "Learning of closed-loop motion control," in *IEEE-RSJ International Conference on Intelligent Robots and Systems (IROS)*, 2014.
- [4] R. Lampariello, D. Nguyen-Tuong, C. Castellini, G. Hirzinger, and J. Peters, "Trajectory planning for optimal robot catching in real-time," in *IEEE International Conference on Robotics and Automation (ICRA)*, 2011.
- [5] R. F. Stengel, *Optimal Control and Estimation*. New York: Dover, 1994.
- [6] J. T. Betts, "Survey of numerical methods for trajectory optimization," *Journal of Guidance, Control, and Dynamics*, vol. 21, no. 2, pp. 193–207, 1998.
- [7] M. Posa, C. Cantu, and R. Tedrake, "A direct method for trajectory optimization of rigid bodies through contact," *International Journal of Robotics Research*, vol. 33, no. 1, pp. 69–81, 2014.
- [8] G. Schultz and K. Mombaur, "Modeling and optimal control of human-like running," *Mechatronics, IEEE/ASME Transactions on*, vol. 15, no. 5, pp. 783–792, 2010.
- [9] C. Hargraves and S. Paris, "Direct trajectory optimization using nonlinear programming and collocation," *Journal of Guidance, Control, and Dynamics*, vol. 10, no. 4, pp. 338–342, 1987.

- [10] P. J. Enright and B. A. Conway, "Discrete approximations to optimal trajectories using direct transcription and nonlinear programming," *Journal of Guidance, Control, and Dynamics*, vol. 15, no. 4, pp. 994–1002, 1992.
- [11] P. Gill, W. Murray, and M. Saunders, "SNOPT: An SQP algorithm for large-scale constrained optimization," *SIAM Review*, vol. 47, no. 1, pp. 99–131, 2005.
- [12] A. Wächter and L. T. Biegler, "On the implementation of a primal-dual interior point filter line search algorithm for large-scale nonlinear programming," *Mathematical Programming*, vol. 106, no. 1, pp. 25–57, 2006.
- [13] O. Ogunlowore, "Realtime motion planning for manipulator robots under dynamic environments: An optimal control approach," Master's thesis, University of Waterloo, Canada, 2013.
- [14] B. Conway, "A survey of methods available for the numerical optimization of continuous dynamic systems," *Journal of Optimization Theory and Applications*, vol. 152, no. 2, pp. 271–306, 2012.
- [15] J. T. Betts and J. M. Gablonsky, "A comparison of interior point and SQP methods on optimal control problems," March 2002, technical report.
- [16] P. Fankhauser and C. Gwerder, "Modeling and Control of a Ballbot," 2010.
- [17] M. Canon, C. Cullum, and E. Polak, *Theory of optimal control and mathematical programming*, ser. McGraw-Hill series in systems science. McGraw-Hill, 1969. [Online]. Available: <http://books.google.ch/books?id=qPtQAAAAMAAJ>
- [18] R. Tedrake, "Underactuated robotics: Algorithms for walking, running, swimming, flying, and manipulation (course notes for mit 6.832)," Downloaded in Fall, 2014. [Online]. Available: <http://people.csail.mit.edu/russt/underactuated/>
- [19] L. Biegler, *Nonlinear Programming*. Society for Industrial and Applied Mathematics, 2010.