

BASIS OF SELF-ORGANIZED REGULATION RESULTING FROM LOCAL COMMUNICATIONS

MAYUKO IWAMOTO^{1,2} AND DAISHIN UHEYAMA^{1,2}

ABSTRACT. Proportion regulation in nature is realized through and limited to local communications. One of the fundamental mysteries in biology concerns the method by which a cluster of organisms can regulate the proportion of individuals that perform various roles as if each individual knows a whole situation, without a leader. This study focused on the fact that regulating system exists in various species, and found a common basis which is described by a series of local communications between individuals with creature-likeness. The most essential behavior of individuals in this theory is to change its internal mode through sharing information in communication with others. Our numerical simulations with cellular automata model realize to regulate the ratio of population of individuals who has either two kinds of modes. From the theoretical analysis, we found that asymmetric properties in local interactions originated from difference of parameter values in communication are crucial for adaptive regulation, which depends on overall density. Furthermore, the critical condition which eliminates overlap with one another (excluded volume effect) also affects the resulting proportion in high density. The foremost advantage of this strategy is that no global information is required for each individual, and only a couple of transformations for each individual can achieve the whole proportion regulation. Our simple mechanism has a potential to solve various phenomena that microscopic individuals behaviors connect to macroscopic orderly behaviors.

One of the fundamental problems in nature is regulating the proportions of individuals who perform multiple roles within a cluster of organisms. For humans, social organizations contain hierarchies and are generally managed through a direct chain of command with a clearly identified superior. Collective organisms found in nature, however, self-regulate proportions for multiple roles without requiring a central control. For example, the proportion of two different cell types, prestalk and prespore cells, in the slug of the cellular slime mold [1, 2, 3, 4, 5, 6, 7], the proportion of two worker categories, “active” and “lazy” [8, 9] and task allocation [10, 11, 12, 13] in ants colony, the proportion of “aggressive” and “docile” female spiders [14], and the proportion of the producer-scrounger foraging strategy found in bird crowds [15]. As reported in the experimental researches on the proportion of some species [3, 4, 5, 6, 7, 11, 12, 13, 14], these regulating systems may appear a feature to response to the global and temporal properties, e.g., group size and density, which is changed by external disturbances. It is sometimes called “collective intelligence” due to they can adapt the proportion as if they know the total number of individuals, density for instance. The mechanisms of regulation have been studied in each species, and the models which maintain the idea of local interaction between individuals

have been suggested [5, 16, 17] from the observations that the transdifferentiation of cellular slime molds occurs between two cell types [18] and the interaction that changes tasks in ants is performed between two ants [19]. However, these models implicitly include a global property, hence it remains a mystery how each individual can know it.

Self-organizing collective behaviors, which are observed at multiple levels, such as cellular and individual levels, indicate that the coexistence of multiple modes in suitable proportion is essential for evolution and natural selection. While there may be a difference in detail method of communication and transformation, it is reasonable to consider that there is a common basis throughout various living creatures in regulating system. On that basis, we recognized that a question to solve is whether the system to know global properties is necessary for the proportion in response to a whole situation. Even today, however, the mechanism on proportion regulation from purely local interactions has not been focused and elucidated. Viewing the problem from a different perspective, that of nonliving matter, produces proportion regulation that generally results from molecular kinetics. In reversible reactions, chemical reactions eventually achieve a state of equilibrium, and the proportions of the various substances converge to a specific value. This results from a series of local interactions between the colliding molecules. On the other hand, as shown in recent study on the antennae of ants [20], each individual in nature can obtain various information through communication with chemosensory proteins.

Our view of regulating mechanism in nature is the creature-likeness of behavior, which change its own mode against other behaviors, in addition to an idea of the kinetic theory of molecules in chemical reactions. This study investigates a simple but plausible mechanism as a basis of self-organized proportion regulation between two modes using a simple cellular automata model, as a result from a series of local communications between individual behaviors. Simulation results show that the system can appear global responses without any global information, taking the observation data on cellular slime mold as an example. We found that a study using a continuous model cannot distinguish whether the way to know a global information is required for global response. A discrete system is crucial in proportion regulation mechanism. Finally, we discuss an idea for the mechanism of regulation in multiple task, which can be applied for control of a swarm of self-driven robots.

1. CONCEPT FOR REGULATION MECHANISM

At first, to investigate the mechanism on self-organizing proportion regulation, we confirm the following four presuppositions as clues for modeling: there are no boss in a group; each individual is identified; the number of individuals is approximately conserved; each individual has its own mode, e.g., prestalk or prespore in cellular slime mold, and can transform it into another one. In addition, given transdifferentiation in amoeba slime molds [18] and communication in ants [19, 20], this study consider the two assumptions: each individual can communicate with others; each individual cannot acquire global information, including group size and density.

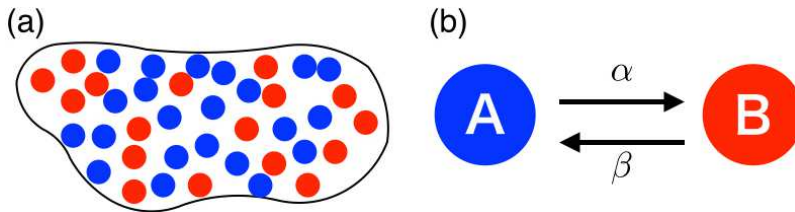


FIGURE 1. Conceptual schemes of (a) a swarm of individuals with boundary and (b) transformations between mode A and mode B, which are performed stochastically after appropriate communication with other individuals. Variables α and β are probabilities of transformation.

From the presuppositions mentioned above, the system to deal with is a swarm of individuals with boundary as shown in Fig. 1(a), and the total number of individuals is constant. Each individual has either two kinds of internal modes, then let them mode A and mode B. From assumptions, the modes are switched by sharing local information with a few neighborhood others. In communication between two individuals, three combinations of the modes are recognized, i.e., A-A, A-B (or B-A), and B-B. After communication with others, an individual transforms its mode stochastically into another mode, depending on the combination of the interaction. Probabilities of each transformation α and β (Fig. 1(b)), which would be determined in gene level, are parameters. Now, we consider the following four rules for transformation through communications.

- (1) Even if an individual with mode A interacts with an individual that has the same mode (mode A), any transformation will not occur.
- (2) If an individual with mode A interacts with an individual that has another mode (mode B), transformation into mode B will occur with probability α .
- (3) If an individual with mode B interacts with an individual that has the same mode (mode B), transformation into mode A will occur with probability β .
- (4) Even if an individual with mode B interacts with an individual that has another mode (mode A), any transformation will not occur.

Note that this study would not discuss a detailed method of interaction and transformation.

The important thought behind the concept is creature-likeness in individual behavior. Each rule seems to describe “synchrony behavior”, “imitating behavior”, “repulsive behavior”, and “insensitive behavior”, respectively. These actions are widely observed in living creatures including human beings, so this study shows these are essential for order formation through communication in social animals.

2. DEMONSTRATION BY CELLULAR AUTOMATA MODEL

In order to realize the communication and transformation concept, we demonstrate a two-dimensional ($L \times M$) cellular automata model that adheres to the conservation rule using the Monte Carlo method. Neighborhood detection of local interactions is assumed

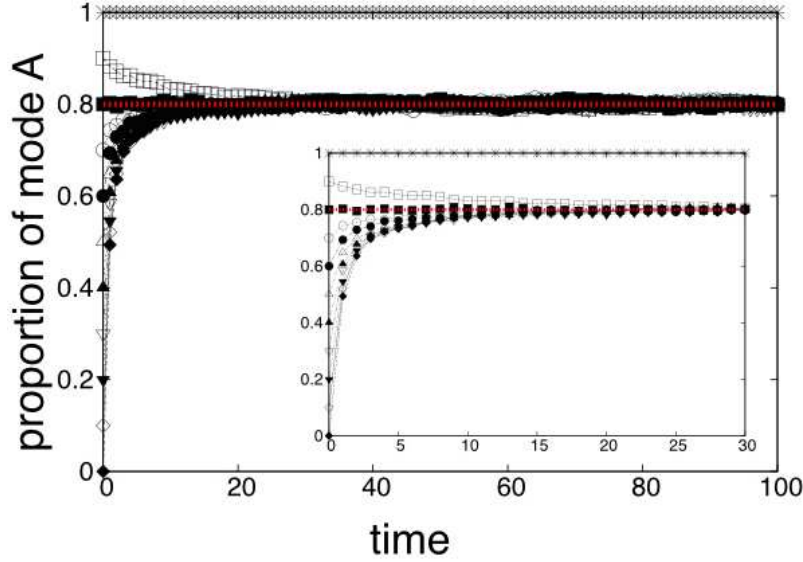


FIGURE 2. Simulation results of the proportion of mode A individuals with varying the initial proportion, with respect to Monte Carlo time step. Broken line (red in color) is the theoretical value, 0.8. Parameters are set to $\alpha = 0.2$, $\beta = 0.8$, $L = M = 100$, and $N = 8000$.

to follow a von Neumann model. All individuals randomly move to one of the four nearby cells that do not contain other individuals. This is called random walk with the excluded volume effect (EVE), and the boundary is reflecting condition. Initial positions of the individuals are randomly selected, and the initial numbers of individuals with each mode, a_0 and b_0 , are appropriately established using condition $a_0 + b_0 = N$, where N is the total number of individuals (see Materials and Methods).

Fig. 2 shows the simulation results in varying initial value a_0 in a square domain ($L = M = 100$) and a high density ($N = 8000$). The proportions of mode A individuals always converge over time to significantly close values, 0.8, except the case when all individuals initialize with mode A ($a_0 = N$). The converged value is clearly originated from probabilities of transformations (see Appendix: Symmetric communication). In this case, α and β set to 0.2 and 0.8, respectively. Here, remarkable results are the time and the transformation frequency necessary for convergence of the proportion value. One time step in Monte Carlo simulation indicates the time step that all individuals averagely are given the same chance to communication. In this case, one Monte Carlo time step equals 8000 simulation steps. Hence, Fig. 2 indicates that a few communications with less than 100 individuals is enough for each individual to achieve the perfect proportion regulation despite existence of 8000 individuals in a group.

The required communication frequency for convergence depends on the initial proportion. Fig. 3(a), which is the simulation result in the case of the initial condition $a_0 = 0$,

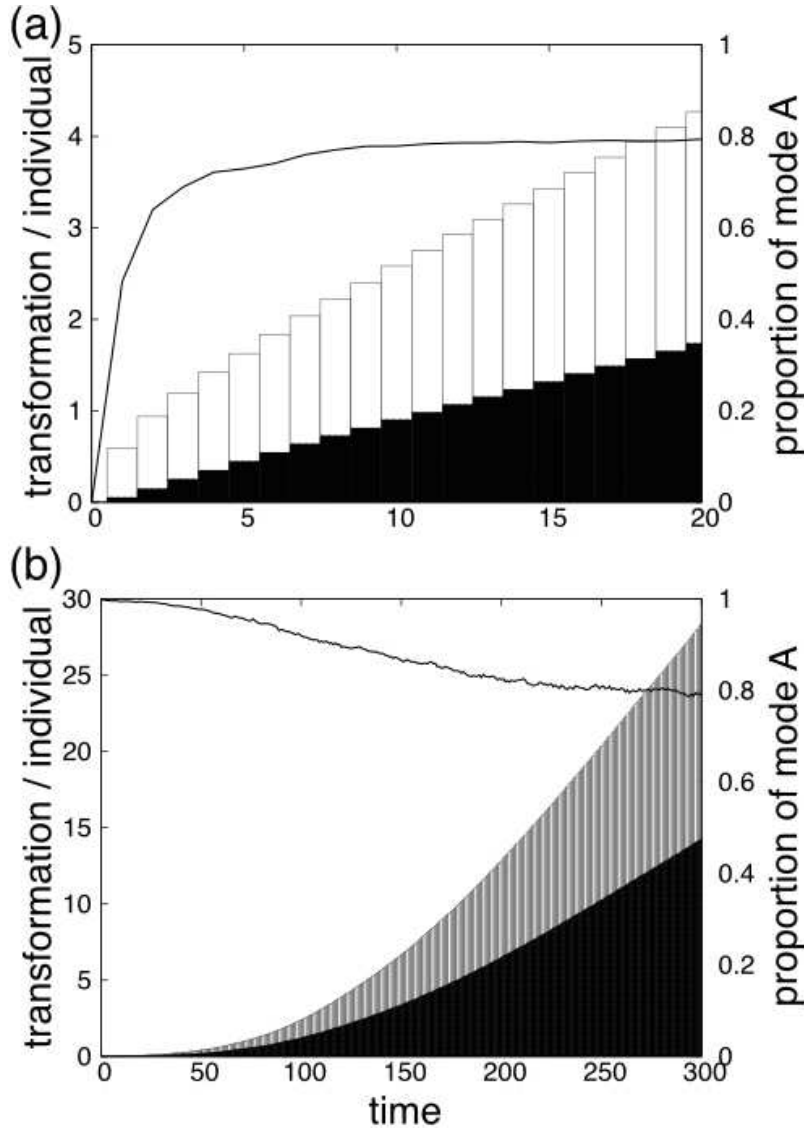


FIGURE 3. Simulation results of average transformation frequency per each individual (open boxes: $A \rightarrow B$, filled boxes: $B \rightarrow A$) and proportion of mode A individuals (solid line), with respect to Monte Carlo time step. Initial proportions of mode A individuals are (a) 0 % and (b) 99.875 %, respectively. Parameters are set to $\alpha = 0.2$, $\beta = 0.8$, $L = M = 100$, and $N = 8000$.

shows that the proportion get close to convergence value by at most 20 communication times. In this period, actually, mutual transformations through communication are performed about four times per an individual. It has found that this mechanism is a very

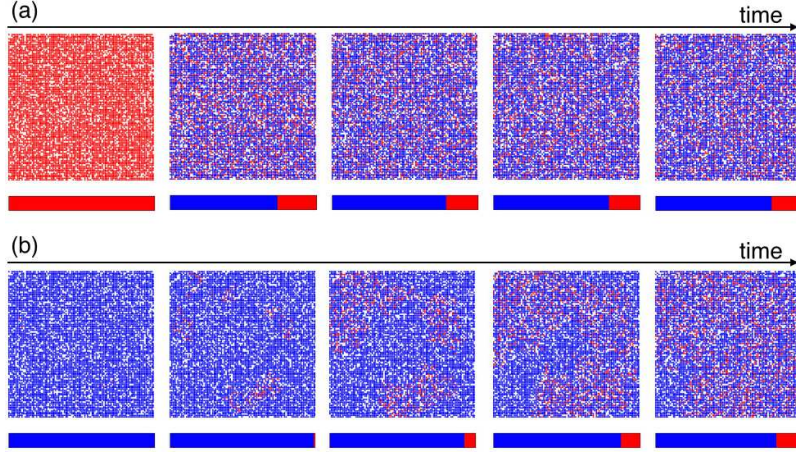


FIGURE 4. Simulation results with Monte Carlo time step, (a) every 5 time steps and (b) every 50 time steps, respectively. Blue and red dots are individuals of modes A and B, and initial proportions of mode A individuals are (a) 0 % and (b) 99.875 %, respectively. Each bottom gage expresses the percentage of populations of both mode A and mode B individuals. Parameters are set to $\alpha = 0.2$, $\beta = 0.8$, $L = M = 100$, and $N = 8000$.

efficient and reality-based, because the proportion as a whole group can be regulated by communications with few others nearby (0.25 percent of the total) and just four times transformations (20 percent of the communication). In the case that the initial proportion of a_0 is extremely high, however, it takes much time for regulation. For example, Fig. 3(b) shows that about 300 communications and 30 transformations are required for regulation in the case of the initial condition $a_0 = 7990$ (99.875 percent of the total). Even so, it is sufficiently-small and efficient compared with the situation that each individual has to interact with all of a group. These differences of taken times can be discussed by the spatial features of transformations. The panels of Fig. 4 are the simulation results with time evolution of the case of Fig. 3, respectively. Transformation from mode B to mode A is performed spatial at random (Fig. 4(a)), hence the taken time tends to be short. In contrast, the regions where include mode A individuals expand gradually as shown in Fig. 4(b) because the opposite transformation is required communication between individuals with two kinds of modes.

That exemplifies perfectly a robust mechanism for regulation of desired proportion since it is independent of the global properties, i.e., density, as shown in Fig. 5(a). In addition, we found that random walk is not required in the case of high density in order to regulate the proportion that results from the local interaction between two individuals.

3. DENSITY DEPENDENCE AS A RESULT OF LOCAL INTERACTIONS

As was clearly observed in the experiments involving the slug of cellular slime mold [5, 7] and the colony of spiders [14], proportions may be regulated in response to current overall conditions such as density and group size. To investigate the origin of these global-dependent features, here consider the real situations that the interactions between two individuals can be successively performed in nature. If this chain interaction is sufficiently fast compared with the regulating period, it can essentially be viewed as an interaction between multiple individuals. Hence, the second and third rules of transformation can be generalized as follows.

- 2*. If an individual with mode A interacts with m (≤ 1) individuals who have another mode (mode B), it will reverse its mode with probability α , imitating the others behavior (mode B).
- 3*. If an individual with mode B interacts with n (≤ 0) individuals who have the same mode (mode B), it will exchange its mode for the opposite one (mode A) with probability β , repelling the others behavior.

Both m and n are integer numbers, and either should be greater than or equal to one in accordance with the assumption pertaining to the mutual interactions between individuals. In demonstrations of cellular automata model, $m, n \leq 4$ because of the restrictions of a von Neumann neighborhood. The above example (Fig. 1-4 and 5(a)) reflects the case in which $(m, n) = (1, 1)$ and indicates that a group maintains its absolute proportion regardless of the global properties, i.e., density, of a symmetric ($m = n$) scenario. Conversely, in the asymmetric cases, i.e., $m \neq n$, proportions are not always unique. This study demonstrates the two cases, $(m, n) = (1, 2)$ and $(2, 0)$. We confirmed that the proportion converges to an approximate constant and does not depend on the initial composition of the individuals in the $(1, 2)$ case. This result is similar to the symmetric case. On the other hand, the $(2, 0)$ case has multiple equilibrium proportion values. Hence, the system has two stable proportions, depending on the initial composition (see Supplement material). Herein we mention that both cases clearly appear density-dependent. As shown in Fig. 5(b), the proportion of mode A individuals in the case $(1, 2)$ tends to decrease with a decrease in the density. In the region of high density, it slightly decreases again with a increase of the density. Furthermore, in most part of density low side of the case $(2, 0)$, the proportion is regulated into the situation that all individuals are mode A (Fig. 5(c)). The proportion of mode A individuals decreases with a increase of density when density exceed a certain threshold value.

These results suggest that a reduction in communication frequency that is varied by the global properties affects the proportion. A decrease in encounters can result from a lower density. Given a lower density, the unbalanced transformation rates, which result from the difference in values m and n , are easily affected because of the lack of information interchange. That is a result that interactions that require fewer numbers are easily performed. By contrast, the proportion regulation may be influenced by the excluded volume effect in the high density region. Detailed analysis on density-dependent are mentioned in the discussion section.

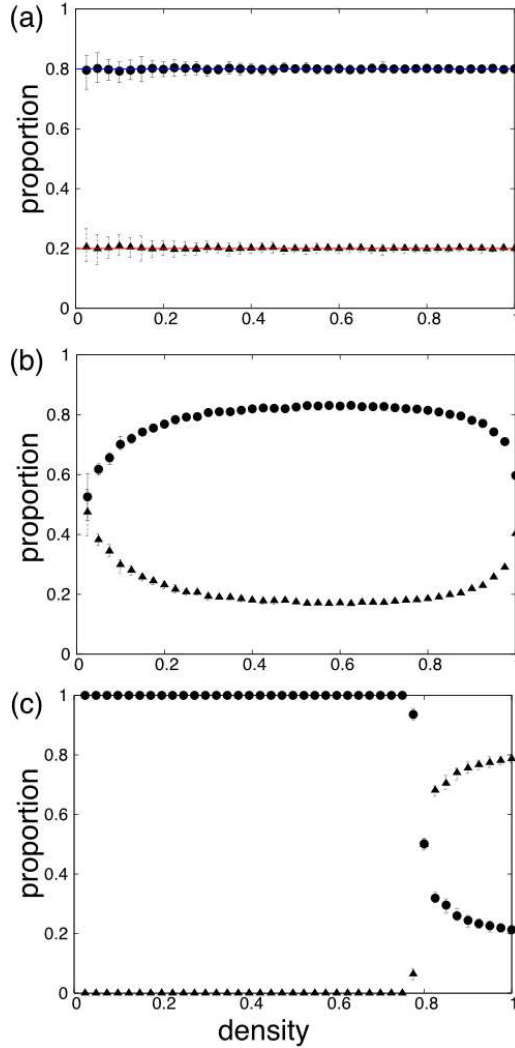


FIGURE 5. Simulation results of converged proportions of mode A (circle) and mode B (triangle) individuals when $a_0 = 0$ versus density. (a) Symmetric case (1, 1). Parameters set to $\alpha = 0.2$ and $\beta = 0.8$. Blue and red lines are plotted the theoretical solution of chemical kinetics 0.8 and 0.2, respectively. (b) Asymmetric case (1, 2). Parameters set to $\alpha = 0.01$ and $\beta = 1.0$. (c) Asymmetric case (2, 0). Parameters set to $\alpha = 0.8$ and $\beta = 0.2$. In all simulations, $L = M = 100$.

4. DISCUSSION

The proposed simplest model that uses local interactions could explain the multiple proportion regulations, which are adapted to current situations. This strategy is most crucial

advantage is its lack of required global information for each individual. In addition, the model has many variations although it is simple. Hence, it has the potential to sufficiently model various biological phenomena. In particular, Fig. 5 indicates that the previous observations, which are recognized as global responses, can be realized only using local information. As can be seen in chemical equilibrium constant in reversible reaction (see Appendix), the most simple regulating system of proportion requires no communication with others ($m = n = 0$). However, living creatures had acquired two advantages to survive by communication. The first is an adaptive regulation in response to global property with temporal change. The second is, which may be frequently overlooked, that they can sustain the status quo of its internal mode for the moments without communication.

Here we discuss examples observed in nature. Simple examples involving two kinds of modes is the spore-stalk proportion in cellular slime mold. In a wild-type *D. discoideum* strain, it has reported that the proportions of spores and stalks cells were roughly constant, 80 to 20, regardless of the size of fruiting bodies [1]. The more careful studies have found out that smaller fruiting bodies tend to have higher percentage of stalks (Fig. 1 and 2 in [5]). The puzzling fact for the experimenters was that larger fruiting bodies also have a slightly higher percentage of stalks (Fig. 2a in [4]). Interestingly, the clear tendency as if a cell aggregate knows its size and regulates the proportion according to it can be observed in the simulation result (Fig 5(b)). Now, we provide a theoretical perspective about the origin of the tendency in the proportion. We found that the two facts of the stalk proportions, which are higher in both smaller and higher size, result from different origins. Our concept and the rules of transformations can be regarded as chemical reversible reaction, and describe with differential equations from chemical kinetics (see Appendix). From stability analysis, it was clear that the convergence values of the proportion depend on the initial total concentration in the case of asymmetric transformation (see Appendix and Supplement materials). In Fig. 6, which is the case (1, 2), the solid line is a theoretical solution of differential equations of the ratio b/a with respect to the initial total concentration N_0 . On the other hand, filled circles are plotted the numerical result using cellular automata model with respect to density, and are in qualitatively agreement with the theoretical one in low density region. In the region of high density, EVE affects on the proportion, as evidenced the comparison between filled circles (with EVE) and open circles (without EVE). This is derived just from the creature-likeness that has a volume, it would be impossible to try to understand by the differential equations. Additionally, the broken line is a case of performing numerical calculations without spatial constraints (in this case, independent of the density), we recognized that a bit of difference between the numerical results and the theoretical value is a discretization error.

Other experiments in cellular slime mold show some facts, which may support our concept. The prestalk proportion in the other wild-type strain (Fig. 1 in [7]) has a similarity to the simulation result of the case (2, 0) (Fig. 5(c)). In addition, the proportion regulation in smallest fruiting bodies, which were pointed out that cannot understand by differential equations such as reaction-diffusion system [21], can be realized by our system. On the other hand, discussing the specifics of the properties of our system, a new mode A individual (switched from a mode B individual) can be generated without other mode A

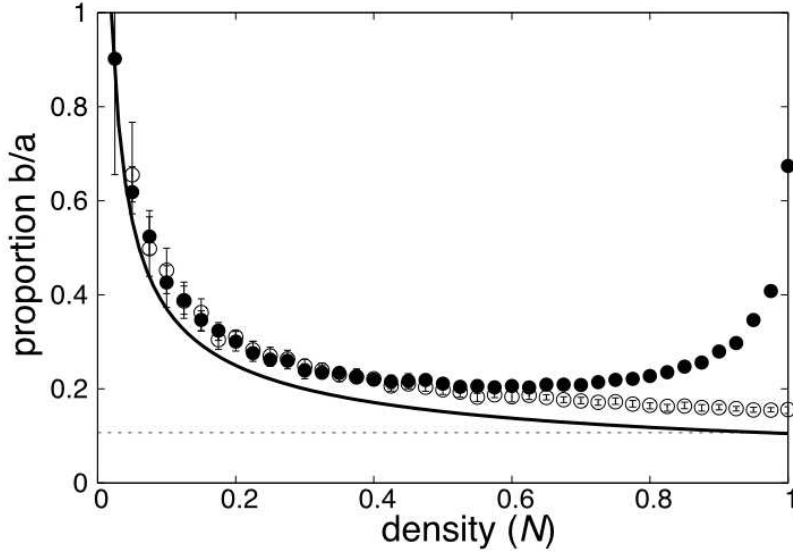


FIGURE 6. Simulation results of fully-converged proportions b/a versus density, and a theoretical solution b/a versus initial total concentration in chemical kinetics. Filled circles are plotted the simulation results with EVE and open circles are without EVE. Parameters set to $L = M = 100$, $\alpha = 0.01$ and $\beta = 1.0$. Solid line is the theoretical solution. Broken line is the simulation result without spatial dimension.

individual, but a new mode B individual cannot be generated without other mode B individual. That is, for proportion regulation, the mode B region always has to include the mode A a little bit. It seems similar that a few anterior-like region remains in posterior region through sorting and migration in the slug of cellular slime mold (Fig. 3 in [22]). It means that the posterior region cannot generate any prestalk cell if the posterior region is consist of prespore type only. Hence, the remaining anterior-like region is necessary to survive in a dangerous situation (such a cutting experiment [1]).

Proportion regulation within the colonies of ants seems to be complex because of the various tasks, but the fact that workers can change a work place with individuals of their own age [23, 24, 25] and that an exchange of information is performed between two individuals [19, 20] supports our concept. We confirmed that our concept of two mode regulation can apply to multiple mode regulation by considering independently multiple reversible transformations (see Supplemental materials). In addition, the combination of different densities, which exists within a given colony, i.e., inside (high) or outside (low) the nest, causes various proportions. Transitions between tasks occur in concert within the current colony composition [12]. Thus, transitions can occur in the direction that buffers external perturbation [26] by changing the inside and outside populations [25]. This study views the proportion regulation in ants colony differently from the threshold model [27], which

is generally accepted. Hence we expect that our concept will reveal a mechanism on the phenomena in colonies of social insects, which have not been understood.

Although the mechanism that allows individuals to understand a global situation remained a mystery for many years, it is not mysterious if we consider the fact that individuals do not require any global information in order to have the necessary knowledge. This study was inspired by chemical kinetics, but chemical reactions are generally described using continuous models, and individual molecules are stochastically averaged. However, in the study of living organisms, discreteness is crucial. On the other hand, although self-organization models [28, 29] that apply pattern formation have been proposed, the phenomena that occur without patterns have not been addressed. However, the key to understanding living organisms lies within the behaviors that do not exhibit patterns. This study does not suggest that all proportion regulations occur as a direct result of local information. However, given the fact that proportions can be regulated without the use of global information, we endeavored to confirm which proportion regulation phenomena use global information. In addition, cellular slime mold *D. discoideum* has been studied as a model organism for cell differentiation and multicellular organisms, this study is expected to be applied to such areas.

Furthermore, this study provides a primary mechanism for self-organized proportion regulation that applies to controls in teaming computers and robotics. In the modern world of technology and science, we determine a strategy that controls teaming computers and robotics, i.e., task allocation. Because the existing top-down control is limited given vast amounts of devices and data, a self-organized control method will most likely become the pervasive method of control in the near future. However, no method exists for the fully self-organization of discretized devices. Given the advantages of this model, it can directly apply to the control methods used in the field of robotics. Although each individual requires only a small amount of intelligence, the collective group still acquires the knowledge necessary to cohesively function. This is called collective intelligence.

METHOD: MONTE CARLO ALGORITHM FOR CELLULAR AUTOMATA MODEL

All of the results with two-dimension cellular automata model in main text were simulated by the Monte Carlo method. Simulation field were squared off $L \times M$ lattices, and the initial position of all N individuals were placed randomly. Initial population of the mode A and B, a_0 and b_0 , were set appropriately within the condition $a + b = N$. Each individual has the mode either A or B. In one step, an individual is chosen randomly, and moves to a place where no one exists among the four adjacent cells (the excluded volume effect). After the movement, one obtains the information of adjacent four cells (the von Neumann Neighborhood), i.e., the number of individuals of the mode B. If the information satisfies the condition of the mode switching, one changes its own mode depending on the probability α or β . On the boundary, random walks and the information for mode switching are limited due to adjacent cells decrease (reflecting boundary condition).

[Reversible chemical reaction] A mutual transformation of two modes through an interaction between some individuals can be regarded as a reversible chemical reaction between

two substances A and B. When concentrations of substances are low enough, activity could be considered as its concentration. In closed system, the total amount of substances N_0 is conserved $a + b = N_0$, where $a (> 0)$ and $b (> 0)$ are the concentrations of the substances A and B, respectively. The change rate of each reaction at a time t is the same, so we can describe these reactions by chemical kinetics as follows:

$$(1) \quad \begin{cases} a_t = -f(a, b), \\ b_t = f(a, b), \end{cases}$$

where index t is temporal differentiation. Summation of both equations is $(a + b)_t = 0$ that means the mass conservation. In this study, the cellular automata model can be perceived as the reversible reactions that either-or substance acts as a catalyst in both reactions. We demonstrated the case that a catalyst is B as follows:



The case of $m = n = 0$ means that exchange of the two modes occurs without mutual interaction between each individual. It is nothing short of the simplest reversible chemical reaction, $A \rightleftharpoons B$, and its equilibrium constant K is defined as $K = [B]/[A] = \alpha/\beta$.

[Symmetric communication] This study is focused on the mutual interaction between each individual, so either m or n must be greater than or equal to 1. When $n = m$, these two reactions can be considered symmetry. Function of time variation of a simplest example $n = m = 1$ is described as follows:

$$(case (1, 1)) \quad f(a, b) = \alpha ab - \beta b^2.$$

Although $(a^*, b^*) = (N_0, 0)$ and $(\beta N_0/(\alpha + \beta), \alpha N_0/(\alpha + \beta))$ are the equilibrium solutions, $(N_0, 0)$ is unstable (see Fig. S1(a) in Supplemental materials). Hence, the value of the proportion to converge is estimated by the values of α and β , i.e., the proportion of A is $\beta/(\alpha + \beta)$, regardless of initial concentration a_0 except for $a_0 = N_0$.

[Asymmetric communication] Here gives a mathematical explanation for the simulation results depending on global information. When the values of n and m are different, the reactions are asymmetry. In this study, we demonstrated two simple examples, $(n, m) = (1, 2)$ and $(2, 0)$. In the case of $(n, m) = (1, 2)$, we found that the proportion converges uniquely but depends on the total amount N_0 by the following function:

$$(case (1, 2)) \quad f(a, b) = \alpha ab - \beta b^3.$$

In this system, the proportion converges to $b/a = (\lambda + \sqrt{\lambda^2 + 4\lambda N_0})/2N_0$, where $\lambda = \alpha/\beta$, regardless of initial proportions except for $a_0 = N_0$. It found clearly that the proportion depends on total amount N_0 (see Fig. S1(b) in Supplemental materials). On the other hand, the function for differential equations of the system $(n, m) = (2, 0)$ are as follows:

$$(case (2, 0)) \quad f(a, b) = \alpha ab^2 - \beta b,$$

as shown in Fig. S1(c) in Supplemental materials, $(a^*, b^*) = (N_0, 0)$ would be only one stable point when N_0 is smaller than a threshold $2\sqrt{\beta/\alpha}$. When N_0 is greater than the threshold, the system is bistable. If the initial proportion of mode B individuals is more than the unstable proportion, the proportion converges to $b/a = (\lambda + \sqrt{\lambda^2 - 4\lambda N_0})/2 - 1$. So, the converged proportions depend on the initial proportion and total amount N_0 .

ACKNOWLEDGMENTS

This work was supported by the Global COE Program Formation and Development of Mathematical Sciences Based on Modeling and Analysis, Japan.

REFERENCES

- [1] K. B. Raper, Pseudoplasmodium formation and organization in *Dictyostelium discoideum*. *J. Elisha Mitchell Scient. Soc.* 56, 241-282 (1940).
- [2] J. T. Bonner, A theory of the control of differentiation in the cellular slime molds. *Quart. Rev. Biol.* 32, 232-246 (1957).
- [3] J. T. Bonner, M. K. Slifkin, A study of the control of differentiation: the proportions of stalk and spore cells in the slime mould. *Dictyostelium discoideum*. *Am. J. Bot.* 36, 727-734 (1949).
- [4] F. O. Stenhouse, L. K. Williams, Patterning in *Dictyostelium discoideum*: The proportions of the three differentiated cell types (spore, stalk, and basal disk) in the fruiting body. *Dev. Biol.* 59(2), 40-152 (1977).
- [5] V. Nanjundiah, A. S. Bhogle, The precision of regulation in *Dictyostelium discoideum*: Implications for cell-type proportioning in the absence of spiral pattern. *Indian J. Biochem. Biophys.*, 32, 404-416 (1995).
- [6] I. Ráfols, A. Amagai, Y. Maeda, H. K. MacWilliams, Y. Sawada, Cell type proportioning in *Dictyostelium* slugs: lack of regulation within a 2.5-fold tolerance range. *Differentiation* 67, 107-116 (2000).
- [7] A. A. Oohata, Factors controlling prespore cell differentiation in *Dictyostelium discoideum*: Minute amounts of differentiation-inducing factor promote prespore cell differentiation. *Differentiation* 59, 283-288 (1995).
- [8] I. Prigogine, Man's new dialogue with nature. *Honda Prize Report No.* 41(1984).
- [9] Y. Ishii, E. Hasegawa, The mechanism underlying the regulation of work-related behaviors in the monomorphic ant *Myrmica kotokui*. *J. Ethol.* 31, 61-69 (2013).
- [10] E. O. Wilson, *The Insect Societies* (Oxford Univ. Press, London, 1971).
- [11] D. M. Gordon, Group-level dynamics in harvester ants: young colonies and the role of patrolling. *Anim. Behav.* 35, 833-843 (1987).
- [12] D. M. Gordon, Dynamics of task switching in harvester ants. *Anim. Behav.* 38, 194-204 (1989).
- [13] D. M. Gordon, The organization of work in social insect colonies. *Nature* 380, 121-124 (1996).
- [14] J. N. Pruitt, C. J. Goodnight, Site-specific group selection drives locally adapted group compositions. *Nature* 514, 359-362 (2014).
- [15] L. A. Giraldeau, C. Soos, G. Beauchamp, A test of the producer-scrounger foraging game in captive flocks of spice finches. *Lonchura punctulata*. *Behav. Ecol. Sociobiol.* 34, 251-256 (1994).
- [16] D. M. Gordon, B. C. Goodwin, L. E. H. Trainor, A Parallel Distributed Model of the Behaviour of Ant Colonies. *J. Theor. Biol.* 156, 293-307 (1992).
- [17] Y. Goto and K. Kaneko, Minimal model for stem-cell differentiation. *Phy. Rev. E* 88, 032718 (2013).
- [18] J. M. Brown, R. A. Firtel, Regulation of cell-fate determination in *Dictyostelium*. *Dev. Biol.* 216, 426-441 (1999).
- [19] D. M. Gordon, Twitter in the Ant Nest. *Natural History* 119(6), 10-41 (2011).

- [20] M. K. Hojo, K. Ishii, M. Sakura, K. Yamaguchi, S. Shigenobu, M. Ozaki, Antennal RNA-sequencing analysis reveals evolutionary aspects of chemosensory proteins in the carpenter ant, *Camponotus japonicus*. *scientific reports* 5, 13541 (2015).
- [21] J. T. Bonner, *The Social Amoebae* (Princeton University Press, 2008).
- [22] J.T. Bonner, P. Fey, E.C. Cox, Expression of prestalk and prespore proteins in minute, two-dimensional *Dictyostelium* slugs. *Mech. Dev.* 88, 253-254 (1999).
- [23] B. Holldobler, E. O. Wilson, *The Ants* (The Belknap University Press of Harvard University Press, 1990).
- [24] E. G. Robinson, Regulation of Division of Labor in Insect Societies. *Annu. Rev. Entomol.* 37, 637-665 (1992).
- [25] D. M. Gordon, J. Chu, A. Lillie, M. Tissot, N. Pinter, Variation in the transition from inside to outside work in the red harvester ant. *Pogonomyrmex barbatus*. *Insect. Soc.* 52, 212-217 (2005).
- [26] D. M. Gordon, The Development of Organization in an Ant Colony. *Am. Sci.* 83, 50-57 (1995).
- [27] E. Bonabeau, G. Theraulaz, J. L. Deneubourg, Quantitative Study of the Fixed Threshold Model for the Regulation of Division of Labour in Insect Societies. *Proc. R. Soc. Lond. B* 263, 1565-1569 (1996).
- [28] A. M. Turing, The Chemical Basis of Morphogenesis. *Phil. Trans. Roy. Soc. B* 237, 37-72 (1952).
- [29] J. P. Keener, J. J. Tyson, Spiral waves in the Belousov-Zhabotinskii reaction. *Physica D* 21, 307-324 (1986).

(1) DEPARTMENT OF MATHEMATICAL SCIENCES BASED ON MODELING AND ANALYSIS, SCHOOL OF INTERDISCIPLINARY MATHEMATICAL SCIENCES, MELJI UNIVERSITY, 4-21-1 NAKANO, NAKANO-KU, TOKYO, 164-8525 JAPAN

(2) MELJI INSTITUTE FOR ADVANCED STUDY OF MATHEMATICAL SCIENCES (MIMS), 4-21-1 NAKANO, NAKANO-KU, TOKYO, 164-8525 TOKYO, JAPAN