

Unit Interval Editing is Fixed-Parameter Tractable*

YIXIN CAO[†]

Abstract

Given a graph G and integers k_1 , k_2 , and k_3 , the unit interval editing problem asks whether G can be transformed into a unit interval graph by at most k_1 vertex deletions, k_2 edge deletions, and k_3 edge additions. We give an algorithm solving the problem in time $2^{O(k \log k)} \cdot (n + m)$, where $k := k_1 + k_2 + k_3$, and n , m denote respectively the numbers of vertices and edges of G . Therefore, it is fixed-parameter tractable parameterized by the total number of allowed operations.

This implies the fixed-parameter tractability of the unit interval edge deletion problem, for which we also present a more efficient algorithm running in time $O(4^k \cdot (n + m))$. Another result is an $O(6^k \cdot (n + m))$ -time algorithm for the unit interval vertex deletion problem, significantly improving the best-known algorithm running in time $O(6^k \cdot n^6)$.

1 Introduction

A graph is a *unit interval graph* if its vertices can be assigned to unit-length intervals on the real line such that there is an edge between two vertices if and only if their corresponding intervals intersect. Most important applications of unit interval graphs were found in computational biology [2, 14, 15], where data are mainly obtained by unreliable experimental methods. Therefore, the graph representing the raw data is very unlikely to be a unit interval graph, and an important step before understanding the data is to find out and fix the hidden errors. For this purpose various graph modification problems have been formulated: Given a graph G on n vertices and m edges, is there a set of at most k modifications that make G a unit interval graph [15, 2, 14]. In particular, edge additions (completion) and edge deletions are used to fix false negatives and false positives respectively, while vertex deletions can be viewed as the elimination of outliers. We have thus three variants, which are all known to be NP-complete [28, 16, 14].

These modification problems to unit interval graphs have been well studied in the framework of parameterized computation, where the parameter is usually the number of modifications. Recall that a graph problem, with a nonnegative parameter k , is *fixed-parameter tractable (FPT)* if there is an algorithm solving it in time $f(k) \cdot (n + m)^{O(1)}$, where f is a computable function depending only on k [10]. The problems unit interval completion and unit interval vertex deletion have been shown to be FPT by Kaplan et al. [15] and van Bevern et al. [24] respectively. In contrast, however, the parameterized complexity of the edge deletion version remained open to date, which we settle here. Indeed, we devise single-exponential linear-time parameterized algorithms for both deletion versions.

Theorem 1.1. The problems unit interval vertex deletion and unit interval edge deletion can be solved in time $O(6^k \cdot (n + m))$ and $O(4^k \cdot (n + m))$ respectively.

The algorithm for unit interval vertex deletion significantly improves the currently best-known parameterized algorithm for it, which takes $O(6^k \cdot n^6)$ time [25]. Another algorithmic result of [25] is an $O(n^7)$ -time approximation algorithm of ratio 6 for the problem, which we improve to the following.

Theorem 1.2. There is an $O(nm)$ -time approximation algorithm of ratio 6 for the minimization version of the unit interval vertex deletion problem.

The structures and recognition of unit interval graphs have been well studied and well understood [9]. It is known that a graph is a unit interval graph if and only if it contains no claw, net, tent, (as depicted in Fig. 1,) or any hole (i.e., a cycle induced by at least four vertices) [21, 27]. Unit interval graphs are

*An extended abstract of this paper has appeared in the proceedings of ICALP 2015.

[†]Department of Computing, Hong Kong Polytechnic University, Hong Kong, China. Email: yixin.cao@polyu.edu.hk. This research was begun while the author was a postdoctoral research fellow at Institute for Computer Science and Control, Hungarian Academy of Sciences (MTA SZTAKI), supported by the European Research Council (ERC) under the grant 280152 and the Hungarian Scientific Research Fund (OTKA) under the grant NK105645.

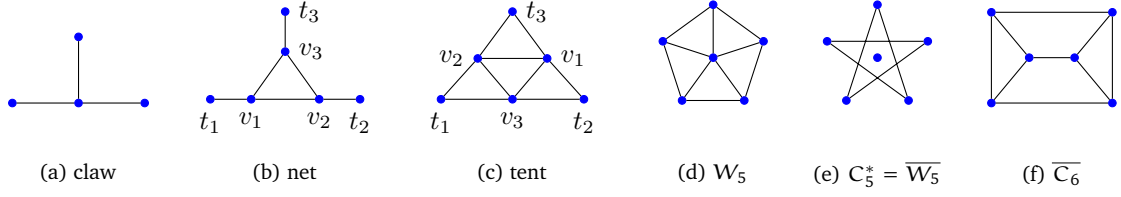


Figure 1: Small forbidden induced graphs.

thus a subclass of chordal graphs, which are those graphs containing no holes. Modification problems to chordal graphs and unit interval graphs are among the earliest studied problems in parameterized computation, and their study had been closely related. For example, the algorithm of Kaplan et al. [15] for unit interval completion is a natural spin-off of their algorithm for chordal completion, or more specifically, the combinatorial result of all minimal ways to fill holes in. A better analysis was shortly done by Cai [4], who also made explicit the use of bounded-search tree in disposing of finite forbidden induced subgraphs. This observation and the parameterized algorithm of Marx [19] for the chordal vertex deletion problem immediately imply the fixed-parameter tractability of the unit interval vertex deletion problem: one may break first all induced claws, nets, and tents, and then call Marx’s algorithm. Here we are using the hereditary property of unit interval graphs—recall that a graph class is *hereditary* if it is closed under taking induced subgraphs. However, neither approach can be adapted to the edge deletion version in a simple way. Compared to completion that needs to add $\Omega(\ell)$ edges to fill a C_ℓ (i.e., a hole of length ℓ) in, an arbitrarily large hole can be fixed by a single edge deletion. On the other hand, the deletion of vertices leaves an induced subgraph, which allows us to focus on holes once all claws, nets, and tents have been eliminated; however, the deletion of edges to fix holes of a {claw, net, tent}-free graph may introduce new claw(s), net(s), and/or tent(s). Therefore, although a parameterized algorithm for the chordal edge deletion problem has also been presented by Marx [19], there is no obvious way to use it to solve the unit interval edge deletion problem.

Direct algorithms for unit interval vertex deletion were later discovered by van Bevern et al. [24] and van’t Hof and Villanger [25], both of which use a two-phase approach. The first phase of their algorithms breaks all forbidden induced subgraphs on at most six vertices. Note that this differentiates from the aforementioned simple approach in that it breaks not only claws, nets, and tents, but all C_ℓ ’s with $\ell \leq 6$. Although this phase is conceptually intuitive, how to efficiently carry it out is rather nontrivial, e.g., the simple brute-force way used by [24, 25] introduces an n^6 factor to the running time. Their approaches diverge completely in the second phase. Van Bevern et al. [24] used a complicated iterative compression procedure that has a very high time complexity, while van’t Hof and Villanger [25] showed that after the first phase, the graph is a proper circular-arc graph (its definition is postponed to Section 2), on which the problem is linear-time solvable. In the conference presentation where Villanger first announced the result, it was claimed that this settles the edge deletion version as well. However, the claimed result has not been materialized: it appears neither in the conference version [26] (which has a single author) nor in the significantly revised and extended journal version [25]. Unfortunately, this unsubstantiated claim did get circulated.

Although the algorithm of [25] is nice and simple, its self-contained proof is excruciatingly complex. We revisit the relation between unit interval graphs and some subclasses of proper circular-arc graphs, and study it in a structured way. In particular, we observe that unit interval graphs are precisely the intersection of chordal graphs and proper Helly circular-arc graphs. As a matter of fact, unit interval graphs can also be viewed as “proper Helly interval graphs,” thereby making a natural subclass of proper Helly circular-arc graphs. The full containment relations are summarized in Fig. 2. They inspire us to show that a connected {claw, net, tent, C_4 , C_5 }-free graph is a proper Helly circular-arc graph. It is easy to adapt the linear-time certifying recognition algorithm for proper Helly circular-arc graphs [17] to detect an induced claw, net, tent, C_4 , or C_5 if one exists. Since proper Helly circular-arc graphs are proper circular-arc graphs, the unit interval vertex deletion problem can be solved in linear time on them [25]. Likewise, using the structural properties of proper Helly circular-arc graphs, we can derive a linear-time algorithm for unit interval edge deletion on them. It is then quite simple to use bounded-search tree to develop the parameterized algorithms stated in Theorem 1.1, though some nontrivial analysis is required to obtain the time bound for unit interval edge deletion.

Van Bevern et al. [24] showed that the unit interval vertex deletion problem remains NP-hard on {claw,

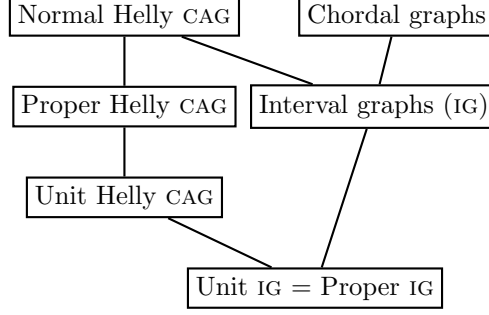


Figure 2: Containment relation of related graph classes.

Normal Helly circular-arc \cap Chordal = Interval.

Proper Helly circular-arc \cap Chordal = Unit Helly circular-arc \cap Chordal = Unit interval.

net, tent}-free graphs. After deriving a polynomial-time algorithm for the problem on $\{\text{claw, net, tent, } C_4, C_5, C_6\}$ -free graphs, van't Hof and Villanger [25] asked for its complexity on $\{\text{claw, net, tent, } C_4\}$ -free graphs. Note that these graphs are not a subset of proper (Helly) circular-arc graphs, evidenced by the W_5 (Fig. 1d). We answer this question by characterizing connected $\{\text{claw, net, tent, } C_4\}$ -free graphs that are not proper Helly circular-arc graphs: we show that such a graph must be like a W_5 , on which the problem can also be solved in linear time.

Theorem 1.3. The problems unit interval vertex deletion and unit interval edge deletion can be solved in $O(n + m)$ time on $\{\text{claw, net, tent, } C_4\}$ -free graphs.

We remark that the techniques we developed in previous work [7] can also be used to derive Theorems 1.1 and 1.2. Those techniques, designed for interval graphs, are nevertheless far more complicated than necessary when applied to unit interval graphs. The approach we used in the current work, i.e., based on structural properties of proper Helly circular-arc graphs, is tailored for unit interval graphs, hence simpler and more natural. Another benefit of this approach is that it enables us to devise a parameterized algorithm for the general modification problem to unit interval graphs, which allows all three types of modification operations. This formulation generalizes all the three single-type modifications, and is also natural from the aspect of the aforementioned applications for de-noising data, where different types of errors are commonly found coexisting. Indeed, the assumption that the input data contains only a single type of errors is somewhat counterintuitive. Formally, given a graph G , the unit interval editing problem asks whether there are a set V_- of at most k_1 vertices, a set E_- of at most k_2 edges, and a set E_+ of at most k_3 non-edges, such that the deletion of V_- and E_- and the addition of E_+ make G a unit interval graph. We show that it is FPT, parameterized by the total number of allowed operations.

Theorem 1.4. The unit interval editing problem can be solved in time $2^{O(k \log k)} \cdot (n + m)$, where $k := k_1 + k_2 + k_3$.

By and large, our algorithm for unit interval editing again uses the two-phase approach. However, we are not able to show that it can be solved in polynomial time on proper Helly circular-arc graphs. Therefore, in the first phase, we do away with not only claws, nets, and C_4 's, also all holes of length at most $k_3 + 3$, in all possible ways. The high exponential factor in the running time is due to purely this phase. After that, every hole has length at least $k_3 + 4$, and has to be fixed by vertex or edge deletions. We show that an inclusion-wise minimal solution of this reduced graph does not add edges, and the problem can then be solved in linear time.

The study of general modification problems was initiated by Cai [4], who observed that the problem is FPT if the objective graph class has a finite number of minimal forbidden induced subgraphs. More challenging is to devise parameterized algorithms for those graph classes whose minimal forbidden induced subgraphs are not finite. Prior to this paper, the only known nontrivial graph class on which the general modification problem is FPT is the chordal graphs [8]. Theorem 1.4 extends this territory by including another well-studied graph class. As a corollary, Theorem 1.4 implies the fixed-parameter tractability of the unit interval edge editing problem, which allows both edge operations but not vertex deletions [3]—we can try every combination of k_2 and k_3 as long as $k_2 + k_3$ does not exceed the given bound.

Organization. The rest of the paper is organized as follows. Section 2 presents combinatorial and algorithmic results on $\{\text{claw, net, tent, } C_4\}$ -free graphs. Sections 3 and 4 present the algorithms for unit interval vertex deletion and unit interval edge deletion respectively (Theorems 1.1–1.3). Section 5 extends them to solve the general editing problem (Theorem 1.4). Section 6 closes this paper by discussing some possible improvement and new directions.

2 $\{\text{Claw, net, tent, } C_4\}$ -free graphs

All graphs discussed in this paper are undirected and simple. A graph G is given by its vertex set $V(G)$ and edge set $E(G)$, whose cardinalities will be denoted by n and m respectively. All input graphs in this paper are assumed to be connected, and hence $n = O(m)$. For $\ell \geq 4$, we use C_ℓ to denote an hole on ℓ vertices; if we add a new vertex to a C_ℓ and make it adjacent to no or all vertices in the hole, then we end with a C_ℓ^* or W_ℓ , respectively. For a hole H , we have $|V(H)| = |E(H)|$, denoted by $|H|$. The complement graph \overline{G} of a graph G is defined on the same vertex set $V(G)$, where a pair of vertices u and v is adjacent if and only if $uv \notin E(G)$; e.g., $\overline{W_5} = C_5^*$, and depicted in Fig. 1f is $\overline{C_6}$, the complement of C_6 .

An interval graph is the intersection graph of a set of intervals on the real line. A natural way to extend interval graphs is to use arcs and a circle in the place of intervals and the real line, and the intersection graph of arcs on a circle is a *circular-arc graph*. The set of intervals or arcs is called an *interval model* or *arc model* respectively, and it can be specified by their $2n$ endpoints. In a *unit interval* or a *unit arc model*, every interval or arc has length 1. An interval or arc model is *proper* if no interval or arc in it properly contains another interval or arc. A graph is a *unit/proper interval/circular-arc graph* if has a unit/proper interval/arc model respectively. The forbidden induced subgraphs of these graph classes have been long known [27, 23].

Theorem 2.1 ([27]). A graph is a unit interval graph if and only if it contains no claw, net, tent, or any hole.

Clearly, any (unit/proper) interval model can be viewed as a (unit/proper) arc model with some point uncovered, and hence all (unit/proper) interval graphs are always (unit/proper) circular-arc graphs. A unit interval/arc model is necessarily proper, but the other way does not hold true in general. A well-known result states that a proper interval model can always be made unit, and thus these two graph classes coincide [21, 27].¹ This fact will be heavily used in the present paper; e.g., most of our proofs consist in modifying a proper arc model into a proper interval model, which represents the desired unit interval graph. On the other hand, it is easy to check that the tent is a proper circular-arc graph but not a unit circular-arc graph. Therefore, the class of unit circular-arc graphs is a proper subclass of proper circular-arc graphs. An arc model is *Helly* if every set of pairwise intersecting arcs has a common intersection. A circular-arc graph is *proper Helly* if it has an arc model that is both proper and Helly.² The set of forbidden induced subgraphs of proper Helly circular-arc graphs were characterized by Lin et al. [17].

Theorem 2.2 ([17, 23]). A graph is a proper Helly circular-arc graph if and only if it contains no claw, net, tent, W_4 , W_5 , $\overline{C_6}$, or C_ℓ^* for $\ell \geq 4$.

A technical remark is worth here. What was characterized by Lin et al. [17, Corollary 5] is actually the proper circular-arc graphs that are not proper Helly circular-arc graphs: they must contain a W_4 or tent. On the other hand, Tucker [23] had characterized the forbidden induced subgraphs of proper circular-arc graphs, which include, aside from those stated in Theorem 2.2 (claw, net, W_5 , $\overline{C_6}$, and C_ℓ^* for $\ell \geq 4$), $\overline{C_{2\ell}}$ and $\overline{C_{2\ell-1}^*}$ for $\ell \geq 4$. To see Theorem 2.2, note that for $\ell \geq 4$, both $C_{2\ell}$ and $C_{2\ell-1}^*$ contain a $\overline{W_4}$, i.e., two non-incident edges and another independent vertex v . Let h_1, h_2, \dots, h_ℓ denote the vertices in the hole C_ℓ . If $\ell \geq 7$, then edges h_1h_2 and h_4h_5 are non-incident; therefore, in a C_ℓ^* , the vertex not in the hole can be the v , while in an even longer hole, h_7 can be the v . Theorems 2.1 and 2.2 have the following consequence.

¹The reason we choose “unit” over “proper” in the title of this paper is twofold. On the one hand, the applications we are interested in are more naturally represented by unit intervals. On the other hand, we want to avoid the use of “proper interval subgraphs,” which is ambiguous.

²A word of caution is worth on the definition of proper Helly circular-arc graphs. One graph might admit two arc models, one being proper and the other Helly, but no arc model that is both proper and Helly; for example, the tent and the W_4 . Therefore, the class of proper Helly circular-arc graphs is not equivalent to the intersection of proper circular-arc graphs and Helly circular-arc graphs, but a proper subclass of it.

Corollary 2.3. If a proper Helly circular-arc graph is chordal, then it is a unit interval graph.

The following can also be derived from Theorems 2.1 and 2.2. We omit its proof here, as it will be an easy consequence of Theorem 2.5.

Proposition 2.4. Every connected $\{\text{claw, net, tent, } C_4, C_5\}$ -free graph is a proper Helly circular-arc graph.

Note that in Proposition 2.4, as well as most combinatorial statements to follow, we need the graph to be connected. Circular-arc graphs are not closed under taking disjoint unions. If a (proper Helly) circular-arc graph is not chordal, then it is necessarily connected. In other words, a disconnected (proper) circular-arc graph must be a (unit) interval graph.

We say that a recognition algorithm (for a graph class) is *certifying* if it provides a minimal forbidden induced subgraph of the input graph when it is determined to be not in this class. A linear-time certifying algorithm for recognizing proper Helly circular-arc graphs was given by Lin et al. [17], from which one can derive a linear-time algorithm for detecting an induced claw, net, tent, C_4 , or C_5 from a graph that is not a proper Helly circular-arc graph. This is sufficient for us to derive the fixed-parameter tractability of the problems under concern. Even so, we would take pain to prove slightly stronger results (than Proposition 2.4) on \mathcal{F} -free graphs, where \mathcal{F} denotes the set $\{\text{claw, net, tent, } C_4\}$. The purpose is threefold. First, it enables us to answer the question asked by van't Hof and Villanger [25], i.e., the complexity of unit interval vertex deletion on \mathcal{F} -free graphs, thereby more accurately delimiting the complexity border of the problem. Second, as we will see, the disposal of C_5 's would otherwise dominate the branching step in our algorithm for unit interval edge deletion, so excluding them enables us to obtain better exponential dependence on k in the running time. Third, the combinatorial characterization might be of its own interest.

We use *fat* W_5 to denote a graph obtained from a W_5 by replacing each of its six vertices by a distinct clique, where the five cliques replacing the hole vertices make a *fat hole*, and the other clique is its *hub*. In principle, to verify whether a graph is a fat W_5 , one can calculate in linear time its modular decomposition tree [22], and then check its modules. A fat W_5 has at most seven nontrivial strong modules, including the six cliques (some of them might be trivial), and the union of the five cliques in the fat hole. As shown in the following theorem, this can be done in a simpler way.

Theorem 2.5. Let G be a connected graph.

- (1) If G is \mathcal{F} -free, then it is either a fat W_5 or a proper Helly circular-arc graph.
- (2) In $O(m)$ time we can either detect an induced subgraph of G in \mathcal{F} , partition $V(G)$ into six cliques constituting a fat W_5 , or build a proper and Helly arc model for G .

Proof. We prove only assertion (2) using the algorithm described in Fig. 3, and its correctness implies assertion (1). The algorithm starts by calling the certifying algorithm of Lin et al. [17] for recognizing proper Helly circular-arc graphs (step 0). It enters one of steps 1–4, or 6 based on the outcome of step 0. Here the subscripts of vertices in a hole C_ℓ should be understood to be modulo ℓ .

If the condition of any of steps 1–4 is satisfied, then either a proper and Helly arc model or a subgraph in \mathcal{F} is returned. The correctness of steps 1–3 is straightforward. Step 4.1 can find the path because G is connected; possibly $v = x$, which is irrelevant in steps 4.2–4.4. Otherwise, the outcome of step 0 must be a W_5 ; let it be H and v . Steps 5–7 either detect an induced subgraph of G in \mathcal{F} or partition $V(G)$ into six cliques constituting a fat W_5 . Step 6 scans vertices not in the W_5 one by one, and proceeds based on the adjacency between x and H . In step 6.1, H and x make a C_5^* , which means that we can proceed exactly the same as step 4. Note that the situation of step 6.4 is satisfied if x is adjacent to four vertices of H . If none of the steps 6.1 to 6.5 applies, then x has precisely three neighbors in H and they have to be consecutive. This is handled by step 6.6.

Steps 0 and 4 takes $O(m)$ time. Step 6 scans the adjacency list of each vertex once, and hence takes $O(m)$ time in total. Steps 1, 2, 3, 5, and 7 need only $O(1)$ time. Therefore, the total running time of the algorithm is $O(m)$. This concludes the proof. \square

Implied by Theorem 2.5, a connected $\{\text{claw, net, tent, } C_4, W_5\}$ -free graph is a proper Helly circular-arc graph, which in turns implies Proposition 2.4. At this point a natural question appealing to us is the relation between connected $\{\text{claw, net, tent, } C_4, C_5\}$ -free graphs and unit Helly circular-arc graphs. Recall that the class of unit interval graphs is a subclass of unit Helly circular-arc graphs, on which we have a similar statement as Corollary 2.3, i.e., a unit Helly circular-arc graph that is chordal is a unit interval

Algorithm recognize- \mathcal{F} -free(G)**Input:** a connected graph G .**Output:** a proper and Helly arc model, a subgraph in \mathcal{F} , or six cliques making a fat W_5 .

0. call the recognition algorithm for proper Helly circular-arc graphs [17];
1. **if** a proper and Helly arc model \mathcal{A} is found **then return** it;
2. **if** a claw, net, or tent is found **then return** it;
3. **if** a W_4 , C_4^* , or $\overline{C_6}$ is found **then return** a C_4 contained in it;
4. **if** a C_ℓ^* with hole H and isolated vertex v is found **then**
 - 4.1. use breadth-first search to find a shortest path $v \cdots xyh_i$ from v to H ;
 - 4.2. **if** y has a single neighbor h_i in H **then return** $\{h_i, y, h_{i-1}, h_{i+1}\}$ a claw;
 - 4.3. **if** y has only two neighbors on H that are consecutive, say, $\{h_i, h_{i+1}\}$ **then**
 - return** net $\{x, y, h_{i-1}, h_i, h_{i+1}, h_{i+2}\}$;
 - 4.4. **return** claw $\{y, x, h_i, h_j\}$ where $h_j \in N[y] \cap H \setminus \{h_{i-1}, h_i, h_{i+1}\}$;
- \parallel The outcome of step 0 must be a W_5 ; let it be H and v . All subscripts of h_i and K_i are modulo 5.*
5. $K_0 \leftarrow \{h_0\}; K_1 \leftarrow \{h_1\}; K_2 \leftarrow \{h_2\}; K_3 \leftarrow \{h_3\}; K_4 \leftarrow \{h_4\}; K_v \leftarrow \{v\}$;
6. **for each** vertex x not in the W_5 **do**
 - 6.1. **if** x is not adjacent to H **then** similar as step 4 (H and x make a C_5^*);
 - 6.2. **if** x has a single neighbor h_i in H **then return** claw $\{h_i, x, h_{i-1}, h_{i+1}\}$;
 - 6.3. **if** x is only adjacent to h_i, h_{i+1} in H **then**
 - if** $xv \in E(G)$ **then return** claw $\{v, h_{i-1}, h_{i+2}, x\}$;
 - else return** tent $\{x, h_i, h_{i+1}, h_{i-1}, v, h_{i+2}\}$;
 - 6.4. **if** x is adjacent to h_{i-1}, h_{i+1} but not h_i **then return** $xh_{i-1}h_ih_{i+1}$ as a C_4 ;
 - 6.5. **if** x is adjacent to all vertices in H **then**
 - if** $xy \notin E(G)$ for some $y \in K_v$ or K_i **then return** $xh_{i-1}yh_{i+1}$ as a C_4 ;
 - else add** x to K_v ; *$\parallel x$ is adjacent to all vertices in the six cliques.*
 - 6.6. **else** *\parallel Hereafter $|N(x) \cap H| = 3$; let them be h_{i-1}, h_i, h_{i+1} .*
 - if** $xy \notin E(G)$ for some $y \in K_i$ or K_v **then return** $xh_{i-1}yh_{i+1}$ as a C_4 ;
 - if** $xy \notin E(G)$ for some $y \in K_{i-1}$ **then return** claw $\{v, h_{i-1}, h_{i+2}, x\}$;
 - if** $xy \notin E(G)$ for some $y \in K_{i+1}$ **then return** claw $\{v, h_{i-2}, h_{i+1}, x\}$;
 - if** $xy \in E(G)$ for some $y \in K_{i-2}$ **then return** $xh_{i+1}h_{i+2}y$ as a C_4 ;
 - if** $xy \in E(G)$ for some $y \in K_{i+2}$ **then return** $xh_{i-1}h_{i-2}y$ as a C_4 ;
 - else add** x to K_i ; *$\parallel K_v, K_{i-1}, K_i, K_{i+1} \subseteq N(x)$ and $K_{i-2}, K_{i+2} \cap N(x) = \emptyset$.*
7. **return** the six cliques.

Figure 3: Recognizing \mathcal{F} -free graphs.

graph. However, a connected $\{\text{claw, net, tent, } C_4, C_5\}$ -free graph that is not a unit Helly circular-arc graph can be constructed as follows: starting from a C_ℓ with $\ell \geq 6$, for each edge $h_i h_{i+1}$ in the hole add a new vertex v_i and two new edges $v_i h_i, v_i h_{i+1}$. (This is actually the $CI(\ell, 1)$ graph defined by Tucker [23]; see also [17].) Therefore, Proposition 2.4 and Theorem 2.5 are the best we can expect in this sense.

Note that a C_4 is a proper Helly circular-arc graph. Thus, the algorithm of Theorem 2.5 is not yet a certifying algorithm for recognizing \mathcal{F} -free graphs. To detect an induced C_4 from a proper Helly circular-arc graph, we need to exploit the arc models. A unit interval model is always a proper and Helly arc model, but a unit interval graph might have an arc model that is neither proper nor Helly. On the other hand, if a proper Helly circular-arc graph G is not chordal, then the set of arcs for vertices in a hole necessarily covers the circle, and it is minimal. Interestingly, the converse holds true as well.

Proposition 2.6. [17, 6] In a proper and Helly arc model for a non-chordal graph G , a minimal set of arcs whose union covers the circle corresponds to a hole of G .

Proposition 2.6 forbids a proper and Helly arc model to have two arcs that cover the entire circle (in other words, the model must be normal as well). These observations enable us to find a shortest hole from a proper Helly circular-arc graph in linear time. This is another important step of our algorithm for the unit interval editing problem—it is stronger than detecting C_4 's, which, if existent, must be the shortest.

Lemma 2.7. There is an $O(m)$ -time algorithm for finding a shortest hole of a proper Helly circular-arc graph.

Before proving Lemma 2.7, we need to introduce some notation. In this paper, all intervals and arcs are closed, and no distinct intervals or arcs will be allowed to share an endpoint in the same model; these restrictions do not sacrifice any generality. In an interval model, the interval I_v for vertex v is given by $[lp(v), rp(v)]$, where $0 \leq lp(v) < rp(v)$ are its *left and right endpoints* respectively. In an arc model, the arc A_v for vertex v is given by $[ccp(v), cp(v)]$, where $ccp(v)$ and $cp(v)$ are its *counterclockwise and clockwise endpoints* respectively. All points in an arc model are assumed to be nonnegative; in particular, they are between 0 (inclusive) and ℓ (exclusive), where ℓ is the perimeter of the circle. We point out that possibly $ccp(v) > cp(v)$; such an arc A_v necessarily passes through the point 0. Note that rotating all arcs in the model does not change the intersections among them. Thus we can always assume that a particular arc contains or avoids the point 0. We say that an arc model is *canonical* if the perimeter of the circle is $2n$, and every endpoint is a different integer in $\{0, 1, \dots, 2n - 1\}$.

Each point α in an interval model \mathcal{A} or arc model \mathcal{I} defines a clique, denoted by $K_{\mathcal{A}}(\alpha)$ or $K_{\mathcal{I}}(\alpha)$ respectively, which is the set of vertices whose intervals or arcs contain α . There are at most $2n$ distinct cliques defined as such. If the model is Helly, then they include all maximal cliques of this graph [13]. For any point ρ in an interval or arc model, we can find a small positive value ϵ such that the only possible endpoint in the interval $[\rho - \epsilon, \rho + \epsilon]$ is ρ . Here the value of ϵ should be understood as a function—depending on the interval/arc model as well as the point ρ —instead of a constant.

In a proper and Helly arc model \mathcal{A} for graph G , if $uv \in E(G)$, then exactly one of $ccp(v)$ and $cp(v)$ is contained in A_u . Thus, we can define a left-right relation for each pair of intersecting arcs, which can be understood from the viewpoint of an observer placed at the center of the model. We say that arc A_v intersects arc A_u from the left when $cp(v) \in A_u$, denoted by $v \rightarrow u$.

Algorithm shortest-hole(G, \mathcal{A})

Input: a proper and Helly arc model \mathcal{A} for a non-chordal graph G .

Output: a shortest hole of G .

```

0.  make  $\mathcal{A}$  canonical where 0 is  $ccp(v)$  for some  $v$ ;
1.  for  $i = 1, \dots, cp(v) - 1$  do
1.1.  if  $i$  is  $ccp(x)$  then create a new array  $\{x\}$ ;
     $\backslash\backslash$  these arrays are circularly linked so that the next of the last array is the first one.
2.   $w \leftarrow \perp$ ;  $U \leftarrow$  the first array;
3.  for  $i = cp(v) + 1, \dots, 2n - 1$  do
3.0.   $z \leftarrow$  the last vertex of  $U$ ;
3.1.  if  $i$  is  $ccp(x)$  then  $w \leftarrow x$ ; continue†;
3.2.  if  $i \neq cp(z)$  then continue;
3.3.  if  $w = \perp$  then delete  $U$ ;  $U \leftarrow$  the next array of  $U$ ;
3.4.  if  $w \neq \perp$  then append  $w$  to  $U$ ;  $w \leftarrow \perp$ ;  $U \leftarrow$  the next array of  $U$ ;
4.  for each  $U$  till the last array do
4.1.  if the first and last vertices of  $U$  are adjacent then return  $U$ ;
5.  return  $U \cup \{v\}$ .  $\backslash\backslash U$  is the last array.

```

[†]: i.e., ignore the rest of this iteration of the for-loop and proceed to the next iteration.

Figure 4: Finding a shortest hole in a proper Helly circular-arc graph.

According to Lemma 2.6, every hole needs to visit some vertex in $K_{\mathcal{A}}(\alpha)$ for any fixed point α in the model. Therefore, to find a shortest hole in G , it suffices to find for each $x \in K_{\mathcal{A}}(\alpha)$ a shortest hole through x , and returns the shortest among them.

Proof of Lemma 2.7. The algorithm described in Fig. 4 finds for each $x \in K_{\mathcal{A}}(cp(v) + 0.5)$ a shortest hole through x , and returns the shortest among them. Step 1 creates $|K_{\mathcal{A}}(cp(v) + 0.5)|$ arrays, each starting with a distinct vertex in $K_{\mathcal{A}}(cp(v) + 0.5)$, and they are ordered such that their (counter)clockwise endpoints are increasing. The main job of this algorithm is done in step 3, which works by scanning the endpoints from 0 to $2n - 1$. During this step, w is the new vertex to be processed, and U is the current array. Each new vertex is added to at most one array, while each array is either dropped or extended. We use \perp as a dummy vertex, which means that no new vertex has been met after the last one has been put into the previous array. Step 3.1 records the rightmost arc that has been scanned. Once the clockwise endpoint of

the last vertex z of the current array U is met, w is appended to U (step 3.4). However, if $w = \perp$, then we drop this array from further consideration (step 3.3). If after step 3, one of the arrays already induces a hole (i.e., the first and last vertices are adjacent), then it is returned in step 4.1. Otherwise, U does not induce a hole, and step 5 returns the hole induced by U and v .

We now verify the correctness of the algorithm. It suffices to show that the length of the found hole is $\min\{h(x) : x \in K_{\mathcal{A}}(cp(v) + 0.5)\}$, where $h(x)$ denotes the length of the shortest holes through x . We argue first that for each $x \in K_{\mathcal{A}}(cp(v) + 0.5)$, there is a hole that has length $h(x)$ and visits all vertices in the array containing x . Note that the vertex w added to an array (step 3.4) must have the rightmost arc that intersects A_z (step 3.1), where z is the last element in the array before this addition is made. Let $h_0 h_1 h_2 \dots$ be a shortest hole with $x = h_0$, and let A_y be the rightmost arc that intersects A_x , then replacing h_1 by y gives a hole of the same length. Note that either $y = h_i$ or $h_i \rightarrow y$. The vertex y is adjacent to h_2 because the model is proper, and is not adjacent to other vertices (except h_0 and h_2) in the hole because the hole is the shortest. This argument can be applied inductively. After step 3, the last vertex of every array is adjacent to v ; or more specifically, its arc contains 0. Now that v is adjacent to both the first and last vertices of each array, either U or $U \cup \{v\}$ induces a hole. This hole must have length $h(x)$.

We argue then that the found hole is the shortest among all the holes decided by the remaining arrays. Note that step 1 creates $|K_{\mathcal{A}}(cp(v) + 0.5)|$ arrays, and the number may decrease but never increase in step 3. Since step 3 processes arrays in a circular order starting from the first one, and each array is either deleted (step 3.3) or extended by adding one vertex (step 3.4), their sizes differ by at most one. In particular, at the end of step 3, if the current array U is not the first, then U , as well as all the succeeding arrays, has one less element than its predecessor(s). If U or any array after U induces a hole, then its length is $|U|$ and is the shortest (step 4.1). Otherwise, a hole needs at least $|U| + 1$ vertices (step 5).

It remains to argue that for any array U deleted in step 3.3, the found hole is no longer than $h(x)$, where x is the first vertex of U . All status in the following is referred at the moment before U is deleted (i.e., before step 3.3 that deletes U). Let z be the last vertex of U . Let U' be the array that is immediately preceding U , and let z' be its last vertex. Note that there is no arc with a counterclockwise endpoint between $cp(z')$ and $cp(z)$, as otherwise $w \neq \perp$ and U would not be deleted. Therefore, any arc intersecting A_z from the right also intersects $A_{z'}$ from the right. With the argument as above, it can be inferred that there is a hole H that has length $h(x)$ and contains $U \cup \{z'\}$. We find a hole through U' of the same length as follows. If U is not the first array, then $|U'| = |U| + 1$, and we replace $U \cup \{z'\}$ by U' . Otherwise, $|U'| = |U|$, and we replace $U \cup \{z'\}$ by $\{v\} \cup U'$. It is easy to verify that after this replacement, H remains a hole of the same length.

We now analyze its running time. Each of the $2n$ endpoints is scanned once, and each vertex belongs to at most one array. Using linked list to store an array, the addition of a new vertex can be implemented in constant time. Using a circularly linked list to organize the arrays, we can find the next array or delete the current one in constant time. It follows that the algorithm can be implemented in $O(m)$ time. \square

3 Vertex deletion

We say that a set V_- of vertices is a *hole cover* of G if $G - V_-$ is chordal. The hole covers of proper Helly circular-arc graphs are characterized by the following lemma. Noting that any local part of a proper and Helly arc model “behaves similarly” as an interval model, this is an easy extension of the clique separator property of interval graphs [12].

Lemma 3.1. Let \mathcal{A} be a proper and Helly arc model for a non-chordal graph G . A set $V_- \subset V(G)$ is a hole cover of G if and only if it contains $K_{\mathcal{A}}(\alpha)$ for some point α in \mathcal{A} .

Proof. For any vertex set V_- , the subgraph $G - V_-$ is also a proper Helly circular-arc graph, and the set of arcs $\mathcal{A}' := \{A_v : v \in V(G) \setminus V_-\}$ is a proper and Helly arc model for $G - V_-$. For the “if” direction, we may rotate \mathcal{A} to make $\alpha = 0$, and then setting $I_v = A_v$ for each $v \in V(G) \setminus V_-$ gives a proper interval model for $G - V_-$. For the “only if” direction, note that if there is no α with $K_{\mathcal{A}}(\alpha) \subseteq V_-$, then we can find a minimal set X of vertices from $V(G) \setminus V_-$ such that $\bigcup_{v \in X} A_v$ covers the whole circle in \mathcal{A} . According to Proposition 2.6, X induces a hole of G , which remains in $G - V_-$. \square

It is easy to verify that in a fat W_5 , it suffices to delete a clique from the fat hole with the minimum size. Therefore, Theorem 2.5 and Lemma 3.1 imply the following linear-time algorithm.

Corollary 3.2. The unit interval vertex deletion problem can be solved in $O(m)$ time on \mathcal{F} -free graphs.

We are now ready to prove the main results of this section.

Theorem 3.3. There are an $O(6^k \cdot m)$ -time parameterized algorithm for the unit interval vertex deletion problem and an $O(nm)$ -time approximation algorithm of ratio 6 for its minimization version.

Proof. Let (G, k) be an instance of unit interval vertex deletion; we may assume that G is not a unit interval graph and $k > 0$. The parameterized algorithm calls first Theorem 2.5(2) to decide whether it has an induced subgraph in \mathcal{F} , and then based on the outcome, it solves the problem by making recursive calls to itself, or calling the algorithm of Corollary 3.2. If an induced subgraph F in \mathcal{F} is found, it calls itself $|V(F)|$ times, each with a new instance $(G - v, k - 1)$ for some $v \in V(F)$; since we need to delete at least one vertex from $V(F)$, the original instance (G, k) is a yes-instance if and only if at least one of the instances $(G - v, k - 1)$ is a yes-instance. Otherwise, G is \mathcal{F} -free and the algorithm calls Corollary 3.2 to solve it. The correctness of the algorithm follows from discussion above and Corollary 3.2. On each subgraph in \mathcal{F} , which has at most 6 vertices, at most 6 recursive calls are made, all with parameter value $k - 1$. By Theorem 2.5, each recursive call is made in $O(m)$ time; each call of Corollary 3.2 takes $O(m)$ time. Therefore, the total running time is $O(6^k \cdot m)$.

The approximation algorithm is adapted from the parameterized algorithm as follows. For the subgraph F found by Theorem 2.5, we delete all its vertices. We continue the process until the remaining graph is \mathcal{F} -free, and then we call Corollary 3.2 to solve it optimally. Each subgraph in \mathcal{F} has 4 or 6 vertices, and thus at most $n/4$ such subgraphs can be detected and deleted, each taking $O(m)$ time, hence $O(nm)$ in total. Corollary 3.2 takes another $O(m)$ time. The ratio is clearly 6, and the total running time is $O(nm) + O(m) = O(nm)$. \square

4 Edge deletion

Inspired by Lemma 3.1, one may expect a similarly nice characterization for a minimal set of edges whose deletion from a proper Helly circular-arc graph G makes it chordal, e.g., it is “local” to some point in an arc model for G . This is nevertheless not the case; as shown in Fig. 5, they may behave in a very strange or pathological way.

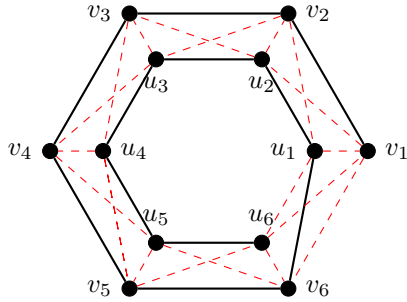


Figure 5: The set of all 30 edges (both solid and dashed) spans a proper Helly circular-arc graph. After the set of 19 dashed edges deleted (We rely on the reader to verify its minimality), the remaining graph on the 11 solid edges is a unit interval graph. Note that four edges would suffice, e.g., $\{u_2u_3, u_2v_3, v_2u_3, v_2v_3\}$.

Recall that $v \rightarrow u$ means that arc A_v intersects arc A_u from the left when $cp(v) \in A_u$. For each point α in an arc model \mathcal{A} , we can define the following set of edges:

$$\vec{E}_{\mathcal{A}}(\alpha) = \{vu : v \in K_{\mathcal{A}}(\alpha), u \notin K_{\mathcal{A}}(\alpha), v \rightarrow u\}. \quad (1)$$

It can be symmetrically defined as $\{vu : v \notin K_{\mathcal{A}}(\beta), u \in K_{\mathcal{A}}(\beta), v \rightarrow u\}$, where $\beta := \max\{cp(x) : x \in K_{\mathcal{A}}(\alpha)\} + \epsilon$. It is easy to verify that the following gives a proper interval model for $G - \vec{E}_{\mathcal{A}}(0)$:

$$I_v := \begin{cases} [ccp(v), cp(v) + \ell] & \text{if } v \in K_{\mathcal{A}}(0), \\ [ccp(v), cp(v)] & \text{otherwise,} \end{cases}$$

where ℓ is the perimeter of the circle in \mathcal{A} ; see Fig. 6. For an arbitrary point α , the model $G - \vec{E}_{\mathcal{A}}(\alpha)$ can be given analogously, e.g., we may rotate the model first to make $\alpha = 0$.

Proposition 4.1. Let \mathcal{A} be a proper and Helly arc model for a non-chordal graph G . For any point α in \mathcal{A} , the subgraph $G - \vec{E}_{\mathcal{A}}(\alpha)$ is a unit interval graph.

The other direction is more involved and is more challenging. For two disjoint sets X, Y of vertices, let $E_G(X, Y)$ denote the set of edges of G that has one end in X and the other end in Y , i.e., $(X \times Y) \cap E(G)$.

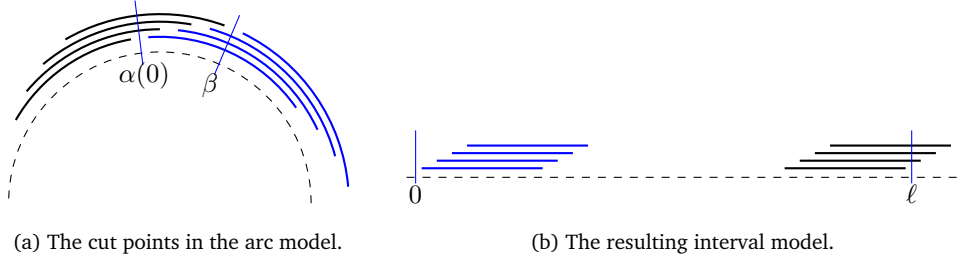


Figure 6: An arc model for a proper Helly circular-arc graph G and an interval model for $G - \vec{E}_{\mathcal{A}}(0)$.

A unit interval graph \underline{G} is called a *spanning unit interval subgraph* of G if $V(\underline{G}) = V(G)$ and $E(\underline{G}) \subseteq E(G)$; it is called *maximum* if it has the largest number of edges among all spanning unit interval subgraphs of G . To prove all maximum spanning unit interval subgraphs have a certain property, we use the following argument by contradiction. Given a spanning unit interval subgraph \underline{G} not having the property, we locally modify a unit interval model \mathcal{I} for \underline{G} to a *proper* interval model \mathcal{I}' such that the represented graph \underline{G}' satisfies $E(\underline{G}') \subseteq E(G)$ and $|E(\underline{G}')| > |E(\underline{G})|$. Recall that by the selection of ϵ , an arc covering $\rho \pm \epsilon$ must contain ρ .

Lemma 4.2. Let \mathcal{A} be a proper and Helly arc model for a non-chordal graph G . For any maximum spanning unit interval subgraph \underline{G} of G , the deleted edges $E(G) \setminus E(\underline{G})$ are $\vec{E}_{\mathcal{A}}(\rho)$ for some point ρ in \mathcal{A} .

Proof. We fix a unit interval model \mathcal{I} for \underline{G} . Let v be the vertex with the leftmost interval $[0, 1]$ in \mathcal{I} . All arcs in the proof are referred to the model \mathcal{A} for G . Denote by u and w the vertices of $N_{\underline{G}}[v]$ that have the leftmost and the rightmost arcs respectively; possibly $u = v$ and/or $w = v$. Note that $N_{\underline{G}}[v] = K_{\mathcal{I}}(1)$, which is a clique; hence, if $u \neq w$, then $uw \in E(\underline{G}) \subseteq E(G)$, and in particular, $u \rightarrow w$. Let $\alpha := \text{ccp}(u) - \epsilon$ and $\beta := \text{cp}(w) + \epsilon$; for notational convenience, we may assume that $[\alpha, \beta]$ does not cover the point 0 (the union of A_u, A_v , and A_w does not cover the circle). Note that an arc covering α or β has to intersect A_u or A_w respectively. Thus, since the model is proper and by Proposition 2.6, no arc contains both α and β . On the other hand, the arc A_x for any $x \in N_{\underline{G}}[v]$ is in (α, β) . Therefore, $K_{\mathcal{A}}(\alpha)$, $K_{\mathcal{A}}(\beta)$, and $N_{\underline{G}}[v]$ are pairwise disjoint.

We argue first that $K_{\mathcal{A}}(\alpha)$ and $K_{\mathcal{A}}(\beta)$ cannot be both adjacent to $N_{\underline{G}}[v]$ in \underline{G} . This holds vacuously if $N_{\underline{G}}[v]$ is a single component of \underline{G} . Hence we assume otherwise: let I_x be the first interval with $\text{lp}(x) > \text{rp}(v)$, then $\text{lp}(x) < 2$ and $N_{\underline{G}}(x)$ intersects $N_{\underline{G}}[v]$. Note that $x \notin N_{\underline{G}}[v]$, as otherwise setting I_v to $[\text{lp}(x) + \epsilon - 1, \text{lp}(x) + \epsilon]$ gives a spanning unit interval subgraph of G with edges $E(\underline{G}) \cup \{vx\}$, a contradiction. Hence, x is in either $K_{\mathcal{A}}(\alpha)$ or $K_{\mathcal{A}}(\beta)$. Assume first that $x \in K_{\mathcal{A}}(\alpha) \setminus N_{\underline{G}}[v]$ and we show that $K_{\mathcal{A}}(\beta)$ is nonadjacent to $N_{\underline{G}}[v]$ in \underline{G} . Suppose for contradiction, that there is some vertex $y \in K_{\mathcal{A}}(\beta)$ such that I_y intersects I_z for $z \in N_{\underline{G}}[v]$. Then $\text{lp}(y) < \text{rp}(z) < 2 < \text{rp}(x)$, which means that I_y intersects I_x as well (noting $\text{lp}(x) < \text{lp}(y)$). As a result, $xy \in E(\underline{G}) \subseteq E(G)$, and A_x intersects A_y ; by the selection of α and β , we must have $y \rightarrow x$, but then A_x, A_y , and A_z do not satisfy the Helly property, a contradiction. A symmetric argument implies that $K_{\mathcal{A}}(\alpha)$ is nonadjacent to $N_{\underline{G}}[v]$ in \underline{G} when $x \in K_{\mathcal{A}}(\beta) \setminus N_{\underline{G}}[v]$.

Assume without loss of generality that $K_{\mathcal{A}}(\alpha)$ is not adjacent to $N_{\underline{G}}[v]$ in \underline{G} . Let $\mu := \text{cp}(u)$; note that $\mu \in A_v$ and $K_{\mathcal{A}}(\mu) \subseteq N_{\underline{G}}[v]$. Since the model \mathcal{A} is proper and Helly, no arc in \mathcal{A} can contain both α and μ . Therefore, $K_{\mathcal{A}}(\alpha)$ and $K_{\mathcal{A}}(\mu)$ are disjoint, and from the definition of α , we can conclude that

$$\vec{E}_{\mathcal{A}}(\alpha) = E_G(K_{\mathcal{A}}(\alpha), K_{\mathcal{A}}(\mu)).$$

Let $E_- := E(G) \setminus E(\underline{G})$; by Proposition 4.1, $|E_-| \leq |\vec{E}_{\mathcal{A}}(\alpha)|$. We argue that they have to be equal. Suppose for contradiction, $E_- \neq \vec{E}_{\mathcal{A}}(\alpha)$, then $\vec{E}_{\mathcal{A}}(\alpha) \not\subseteq E_-$. There must be some vertices in $K_{\mathcal{A}}(\mu)$ that are adjacent to $K_{\mathcal{A}}(\alpha)$ in \underline{G} ; by assumption (that $K_{\mathcal{A}}(\alpha)$ is not adjacent to $N_{\underline{G}}[v]$ in \underline{G}), these vertices are not in $N_{\underline{G}}[v]$. Let $X := K_{\mathcal{A}}(\mu) \setminus N_{\underline{G}}[v]$. We take a vertex $x \in X$ such that $N_{\underline{G}}(x) \cap K_{\mathcal{A}}(\alpha)$ has the largest cardinality, which is positive. Recall that $u \in N_{\underline{G}}[v]$; hence $x \neq u$ and $u \rightarrow x$. We may assume that $\text{lp}(x)$ is contained in some interval for a vertex in $K_{\mathcal{A}}(\alpha)$, and the other case follows by symmetry. Note that $N_{\underline{G}}(x) \setminus N_{\underline{G}}(u)$ is disjoint from $K_{\mathcal{A}}(\alpha)$, and by the Helly property, it cannot be adjacent to $N_{\underline{G}}(x) \cap K_{\mathcal{A}}(\alpha)$. Therefore, for any $y \in N_{\underline{G}}(x) \setminus N_{\underline{G}}(u) \subseteq N_{\underline{G}}(x) \setminus N_{\underline{G}}(u)$, the interval I_y has to contain $\text{rp}(x)$; in other

words, $lp(y) \in I_x$. Let

$$\gamma := \begin{cases} rp(x) & \text{if } N_{\underline{G}}(x) \setminus N_G(u) = \emptyset, \\ \min_{y \in N_{\underline{G}}(x) \setminus N_G(u)} lp(y) & \text{otherwise.} \end{cases}$$

Setting $I'_u = [\min_{y: \gamma \in I_y} lp(y) - \epsilon, \gamma - \epsilon]$ gives also a proper interval model \mathcal{J}' . To see that \mathcal{J}' represents a subgraph of G , note that $N_G[X] \cap K_{\mathcal{A}}(\alpha) \subseteq N_G(u)$. Since \underline{G} is a maximum spanning unit interval subgraph of G , it follows that $|N_{\underline{G}}(x) \cap K_{\mathcal{A}}(\alpha)| \leq |N_{\underline{G}}(u)|$. Likewise, since $N_{\underline{G}}(u) \subseteq N_G[v]$, it follows that $N_{\underline{G}}[u] = N_{\underline{G}}[v]$ (otherwise we can set $I'_v = [lp(u) - \epsilon, rp(u) - \epsilon]$ to get a larger spanning unit interval subgraph of G). Therefore, for every $x' \in X$, it holds that

$$|N_{\underline{G}}(x') \cap K_{\mathcal{A}}(\alpha)| \leq |N_{\underline{G}}(x) \cap K_{\mathcal{A}}(\alpha)| \leq |N_{\underline{G}}(u)| < |N_{\underline{G}}[u]| = |N_{\underline{G}}[v]|.$$

The first inequality is ensured by the selection of x . However, noting that $N_{\underline{G}}[v] \subseteq N_G(x')$ for every $x' \in X$, it can be inferred

$$\begin{aligned} |E_-| &\geq |E_G(K_{\mathcal{A}}(\alpha), N_{\underline{G}}[v])| + |E_G(X, N_{\underline{G}}[v])| + |E_G(K_{\mathcal{A}}(\alpha), X) \setminus E_{\underline{G}}(K_{\mathcal{A}}(\alpha), X)| \\ &= |E_G(K_{\mathcal{A}}(\alpha), N_{\underline{G}}[v])| + |E_G(K_{\mathcal{A}}(\alpha), X)| + |E_G(X, N_{\underline{G}}[v])| - |E_{\underline{G}}(K_{\mathcal{A}}(\alpha), X)| \\ &= |E_G(K_{\mathcal{A}}(\alpha), N_{\underline{G}}[v])| + |E_G(K_{\mathcal{A}}(\alpha), X)| + \sum_{x' \in X} (|N_{\underline{G}}[v]| - |N_{\underline{G}}(x') \cap K_{\mathcal{A}}(\alpha)|) \\ &> |E_G(K_{\mathcal{A}}(\alpha), N_{\underline{G}}[v])| + |E_G(K_{\mathcal{A}}(\alpha), X)| \\ &= |\vec{E}_{\mathcal{A}}(\alpha)|, \end{aligned}$$

which contradicts Proposition 4.1. Thus, $E_- = \vec{E}_{\mathcal{A}}(\alpha)$, and this concludes the proof. \square

It is worth stressing that a thinnest place in an arc model with respect to edges is not necessarily a thinnest place with respect to vertices; see, e.g., Fig. 7. There is a linear number of different places to check, and thus the edge deletion problem can also be solved in linear time on proper Helly circular-arc graphs. The problem is also simple on fat W_5 's.

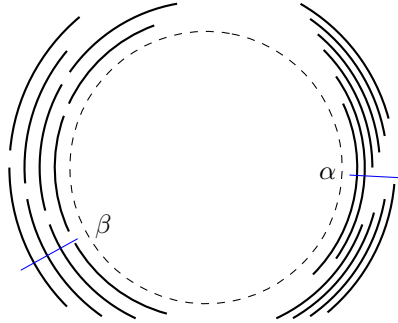


Figure 7: The thinnest points for vertex and edge are α and β respectively:
 $K_{\mathcal{A}}(\alpha) = 2 < K_{\mathcal{A}}(\beta) = 3$; while
 $\vec{E}_{\mathcal{A}}(\alpha) = 8 > \vec{E}_{\mathcal{A}}(\beta) = 6$.

Theorem 4.3. The unit interval edge deletion problem can be solved in $O(m)$ time (1) on proper Helly circular-arc graphs and (2) on \mathcal{F} -free graphs.

Proof. We may assume that the input graph G is connected, as otherwise we work on its components one by one.

Consider first (1). We build a proper and Helly arc model \mathcal{A} for G ; without loss of generality, assume that it is canonical. According to Lemma 4.2, the problem reduces to finding a point α in \mathcal{A} such that $\vec{E}_{\mathcal{A}}(\alpha)$ is minimized. It suffices to consider the $2n$ points $i + 0.5$ for $i \in \{0, \dots, 2n - 1\}$. We calculate first $\vec{E}_{\mathcal{A}}(0.5)$, and then for $i = 1, \dots, 2n - 1$, we deduce $\vec{E}_{\mathcal{A}}(i + 0.5)$ from $\vec{E}_{\mathcal{A}}(i - 0.5)$ as follows. If i is a clockwise endpoint of some arc, then $\vec{E}_{\mathcal{A}}(i + 0.5) = \vec{E}_{\mathcal{A}}(i - 0.5)$. Otherwise, $i = \text{ccp}(v)$ for some vertex v , then the difference between $\vec{E}_{\mathcal{A}}(i + 0.5)$ and $\vec{E}_{\mathcal{A}}(i - 0.5)$ is the set of edges incident to v . In particular, $\{uv : u \rightarrow v\} = \vec{E}_{\mathcal{A}}(i - 0.5) \setminus \vec{E}_{\mathcal{A}}(i + 0.5)$, while $\{uv : v \rightarrow u\} = \vec{E}_{\mathcal{A}}(i + 0.5) \setminus \vec{E}_{\mathcal{A}}(i - 0.5)$. Note that the initial value $\vec{E}_{\mathcal{A}}(0.5)$ can be calculated in $O(m)$ time, and then each vertex and its adjacency list is scanned exactly once. It follows that the total running time is $O(m)$.

For (2), according to Theorem 2.5(1), G is either a proper Helly circular-arc graph or a fat W_5 . The former case has been considered above, and now assume G is a fat W_5 . Let K_0, \dots, K_4 be the five cliques in the fat hole, and let K_5 be the hub. Consider a pair of vertices u, v in K_i , where $i \in \{0, \dots, 5\}$. By definition, $N_G[u] = N_G[v]$. We argue that $N_{\underline{G}}[u] = N_{\underline{G}}[v]$ for any maximum spanning unit interval subgraph \underline{G} of G . Suppose the contrary, then setting I_u to I_v or I_v to I_u will end with a spanning unit interval subgraph of G with strictly more edges than \underline{G} . Therefore, we need to delete $E_G(K_i, K_{i+1})$ as well as $E_G(K_5, K_i)$ or $E_G(K_5, K_{i+1})$ for some $i \in \{0, \dots, 4\}$ (all subscripts are modulo 5). Once the sizes of all six cliques have been calculated, which can be done in $O(m)$ time, the minimum set of edges can be decided in constant time. Therefore, the total running time is $O(m)$. The proof is now complete. \square

Theorems 4.3 and 2.5 already imply a bound-search tree algorithm for the unit interval edge deletion problem running in time $O(9^k \cdot m)$. Here the constant 9 is decided by the tent, which has 9 edges. However, a closer look at it tells us that deleting one edge from a tent introduces a claw or C_4 , which forces us to delete some other edge(s). The disposal of a net is similar. This observation and a refined analysis will yield the running time claimed in Theorem 1.1. The labels for a net and a tent are as given in Fig. 1.

Theorem 4.4. There is an $O(4^k \cdot m)$ -time parameterized algorithm for the unit interval edge deletion problem.

Proof. The algorithm goes similarly as the parameterized algorithm for unit interval vertex deletion used in the proof of Theorem 3.3: it disposes of subgraphs in \mathcal{F} by calling itself, and then calls the algorithm of Theorem 4.3 to solve the remaining instance on an \mathcal{F} -free graph. When a claw or C_4 is found, the algorithm makes 3 or 4 calls to itself, each with a new instance parameter value $k - 1$ (deleting one edge from the claw or C_4). For a net, the algorithm makes 6 calls to itself, of which 3 with parameter value $k - 1$ (deleting edge $v_i t_i$ for $i = 1, 2, 3$), and another 3 with parameter value $k - 2$ (deleting two edges from the triangle $v_1 v_2 v_3$). For a tent, the algorithm makes 9 calls to itself, all with parameter value $k - 2$; in particular, it deletes two edges from a triangle involving a vertex t_i with $i = 1, 2, 3$.

We verify first the correctness of the algorithm, for which we show that for any spanning unit interval subgraph \underline{G} of G , there is at least one recursive call whose graph G' satisfies $E(\underline{G}) \subseteq E(G') \subseteq E(G)$. This is obvious when the recursive calls are made on a claws or C_4 . For a net, if none of the three edges $v_1 t_1$, $v_2 t_2$, and $v_3 t_3$ is deleted, then at least two edges from the triangle $v_1 v_2 v_3$ have to be deleted (deleting only one leaves a claw). For a tent, we consider the intervals for v_1, v_2 , and v_3 in a unit interval model \mathcal{I} for \underline{G} . Assume first that $v_1 v_2 v_3$ remains a triangle of \underline{G} . Then the length of $[lp(v_1), rp(v_3)]$ is shorter than 2, and for at least one $i \in \{1, 2, 3\}$ the interval for t_i is disjoint from it. In other words, we need to delete both edges incident to t_i . Assume then $v_1 v_2 v_3$ is not a triangle of \underline{G} , and without loss of generality $lp(v_1) < lp(v_2) < lp(v_3)$. Then $v_1 v_3 \notin E(\underline{G})$ and t_2 cannot be adjacent to both v_1 and v_3 . Therefore, we need to delete two edges from the triangle $t_2 v_1 v_3$. Every of the possible cases is considered in some recursive call(s). This ensures the correctness of the bounded search tree procedure, and the algorithm.

With standard technique, it is easy to verify that $O(4^k)$ recursive calls are made, each in $O(m)$ time. Moreover, the algorithm for Theorem 4.3 is called $O(4^k)$ times. It follows that the total running time of the algorithm is $O(4^k \cdot m)$. \square

What dominates the branching step is the disposal of C_4 's. With the technique the author developed in [18], we may (slightly) improve the runtime to $O(c^k \cdot m)$ for some constant $c < 4$. To avoid blurring the focus, we omit the details.

5 General editing

Let $V_- \subseteq V(G)$, and let E_- and E_+ be a set of edges and a set of non-edges of $G - V_-$ respectively. We say that (V_-, E_-, E_+) is an *editing set* of G if the deletion of E_- from and the addition of E_+ to $G - V_-$ create a unit interval graph. Its *size* is defined to be the 3-tuple $(|V_-|, |E_-|, |E_+|)$, and we say that it is *smaller* than (k_1, k_2, k_3) if all of $|V_-| \leq k_1$ and $|E_-| \leq k_2$ and $|E_+| \leq k_3$ hold true and at least one inequality is strict. The unit interval editing problem is formally defined as follows.

Input: A graph G and three nonnegative integers k_1, k_2 , and k_3 .
Task: Either construct an editing set (V_-, E_-, E_+) of G that has size at most (k_1, k_2, k_3) , or report that no such set exists.

We remark that it is necessary to impose the quotas for different modifications in the stated, though

cumbersome, way. Since vertex deletions are clearly preferable to both edge operations, the problem would be computationally equivalent to unit interval vertex deletion if we have a single budget on the total number of operations.

By and large, our algorithm for the unit interval editing also uses the same two-phase approach as the previous algorithms. The main discrepancy lies in the first phase, when we are not satisfied with an \mathcal{F} -free graph; in particular, we also want to do away with all holes of length at most $k_3 + 3$, which are precisely those holes fixable by merely adding edges (recall that at least $\ell - 3$ edges are needed to fill a C_ℓ in). In the very special cases where $k_3 = 0$ or 1 , a fat W_5 satisfies these conditions. It is not hard to solve these cases, but to make the rest more focused and also simplify the presentation, we also exclude these cases by disposing of all C_5 's in the first phase.

A graph is called *reduced* if it contains no claw, net, tent, C_4 , C_5 , or C_ℓ with $\ell \leq k_3 + 3$. A reduced graph G is a proper Helly circular-arc graph, and hence if it happens to be chordal, then it must be a unit interval graph, and we terminate the algorithm. Otherwise, our algorithm enters the second phase. Now that G is reduced, every minimal forbidden induced subgraph is a hole C_ℓ with $\ell > k_3 + 3$, which can only be fixed by deleting vertices and/or edges. Here we again exploit a proper and Helly arc model \mathcal{A} for G . According to Lemma 3.1, if there exists some point ρ in the model such that $|K_{\mathcal{A}}(\rho)| \leq k_1$, then it suffices to delete all vertices in $K_{\mathcal{A}}(\rho)$, which results in a subgraph that is a unit interval graph. Therefore, we may assume hereafter that no such point exists, then G remains reduced and non-chordal after at most k_1 vertex deletions. As a result, we have to delete edges as well.

Consider an (inclusion-wise minimal) editing set (V_-, E_-, E_+) to a reduced graph G . It is easy to verify that (\emptyset, E_-, E_+) is an (inclusion-wise minimal) editing set of the reduced graph $G - V_-$. In particular, E_- intersects all holes of $G - V_-$. We use $\mathcal{A} - V_-$ as a shorthand for $\{A_v \in \mathcal{A} : v \notin V_-\}$. One may want to use Lemma 4.2 to find a minimum set E_- of edges (i.e., $\vec{E}_{\mathcal{A}-V_-}(\alpha)$ for some point α) to finish the task. However, Lemma 4.2 has not ruled out the possibility that we delete less edges to break all long holes, and subsequently add edges to fix the incurred subgraphs in $\{\text{claw, net, tent, } C_4, C_5, C_\ell\}$ with $\ell \leq k_3 + 3$. So we need the following lemma.

Lemma 5.1. Let (V_-, E_-, E_+) be an inclusion-wise minimal editing set of a reduced graph G . If $|E_+| \leq k_3$, then $E_+ = \emptyset$.

Proof. We may assume without loss of generality $V_- = \emptyset$, as otherwise it suffices to consider the inclusion-wise minimal editing set (\emptyset, E_-, E_+) to the still reduced graph $G - V_-$. Let \mathcal{A} be a proper and Helly arc model for G . Let E'_- be an inclusion-wise minimal subset of E_- such that for every hole in $G - E'_-$, the union of arcs for its vertices does not cover the circle of \mathcal{A} . Note that E'_- exists because E_- itself satisfies this condition: suppose that there exists in $G - E_-$ a hole whose arcs cover the circle, then it has at least $k_3 + 4$ vertices (Proposition 2.6) and cannot be fixed by the addition of E_+ . We argue that $\underline{G} := G - E'_-$ is already a unit interval graph. It follows that $E_- = E'_-$ and $E_+ = \emptyset$.

Suppose for contradiction, there is $X \subseteq V(G)$ inducing a claw, net, tent, or a hole in $\underline{G}[X]$. We find three vertices $u, v, w \in X$ such that $uw \in E'_-$ and $uv, vw \in E(\underline{G})$ as follows. Note that $\bigcup_{v \in X} A_v$ cannot cover the whole circle: by assumption, this is true when $\underline{G}[X]$ is a hole; on the other hand, by Lemma 2.6, and noting that G is $\{C_4, C_5\}$ -free, at least 6 arcs are needed to cover the circle (Proposition 2.6), but a claw, net, or tent has at most 6 vertices, and cannot be a subgraph of a C_6 . Thus, $\underline{G}[X]$ is a unit interval graph. So we can find two vertices x, z from X having $xz \in E'_-$. We find a shortest x - z path in $\underline{G}[X]$. If the path has more than one inner vertex, then it makes a hole together with xz , which means that there exists an inner vertex y of this path such that $xy \in E'_-$ or $yz \in E'_-$. We consider then the new pair x, y or y, z accordingly. Note that their distance in $\underline{G}[X]$ is smaller than xz , and hence repeating this argument (at most $|X| - 3$ times) will end with two vertices with distance precisely 2 in $\underline{G}[X]$. They are the desired u and w , while any common neighbor of them in $\underline{G}[X]$ can be v . By the minimality of E'_- , in $\underline{G} + uw$ there exists a hole H such that arcs for its vertices cover the circle in \mathcal{A} . This hole H necessarily passes uw , and we denote it by $x_1 x_2 \cdots x_{\ell-1} x_\ell$, where $x_1 = u$ and $x_\ell = w$. Note that A_u intersects A_w , and since \mathcal{A} is proper and Helly, A_u, A_v, A_w cannot cover the circle; moreover, A_v cannot intersect the arc for all x_i with $1 < i < \ell$. From $x_1 x_2 \cdots x_{\ell-1} x_\ell$ we can find p and q such that $1 \leq p < q \leq \ell$ and $vx_p, vx_q \in E(\underline{G})$ but $vx_i \notin E(\underline{G})$ for every $p < i < q$. Here possibly $p = 1$ and/or $q = \ell$. Then $vx_p \cdots x_q$ makes a hole of \underline{G} , and the union of its arcs covers the circle, contradicting the definition of E'_- . This concludes the proof. \square

Therefore, a yes-instance on a reduced graph always has a solution adding no edges. By Lemma 4.2, for any editing set (V_-, E_-, \emptyset) , we can always find some point α in the model and use $\vec{E}_{\mathcal{A}-V_-}(\alpha)$ to replace E_- . After that, we can use the vertices “close” to this point to replace V_- . Therefore, the problem

again boils down to find some “weak point” in the arc model. This observation is formalized in the following lemma; we point out that this result is stronger than required by the linear-time algorithm.

Lemma 5.2. Given a proper Helly circular-arc graph G and a nonnegative integer p , we can calculate in $O(m)$ time the minimum number q such that G has an editing set of size $(p, q, 0)$. In the same time we can find such an editing set.

Proof. We may assume that G is not chordal. Let us fix a proper and Helly arc model \mathcal{A} for G . The first assertion follows from Lemma 3.1 when there is some point ρ satisfying $K_{\mathcal{A}}(\rho) \leq p$. Hence, we may assume that no such point exists, and for any subset V_- of at most p vertices, $G - V_-$ remains reduced and non-chordal. Hence, $q > 0$. For each point ρ in \mathcal{A} , we can define an editing set (V_-, E_-, \emptyset) by taking the p vertices in $K_{\mathcal{A}}(\rho)$ with the rightmost arcs as V_- and $\vec{E}_{\mathcal{A}-V_-}(\rho)$ as E_- . We argue first that the minimum cardinality of this edge set, taken among all points in \mathcal{A} is the desired number q .

Let (V^*, E^*, \emptyset) be an editing set of G with size $(p, q, 0)$. According to Lemma 4.2, there is a point α such that the deletion of $E'_- := \vec{E}_{\mathcal{A}-V^*}(\alpha)$ from $G - V^*$ makes it a unit interval graph and $|E'_-| \leq |E^*|$. We now consider the original model \mathcal{A} . Note that a vertex in V^* is in either $K_{\mathcal{A}}(\alpha)$ or $\{v \notin K_{\mathcal{A}}(\alpha) : u \rightarrow v, u \in K_{\mathcal{A}}(\alpha)\}$; otherwise replacing this vertex by any end of an edge in E^* , and removing this edge from E^* gives an editing set of size $(p, q - 1, 0)$. Let V_- comprise the $|V^* \cap K_{\mathcal{A}}(\alpha)|$ vertices of $K_{\mathcal{A}}(\alpha)$ whose arcs are the rightmost in them, as well as the first $|V^* \setminus K_{\mathcal{A}}(\alpha)|$ vertices whose arcs are to the right of α . And let $E_- := \vec{E}_{\mathcal{A}-V_-}(\alpha)$. It is easy to verify that $|E_-| \leq |E^*| = q$ and (V_-, E_-, \emptyset) is also an editing set of G (Lemma 4.1). Note that arcs for V_- are consecutive in \mathcal{A} . Let v be the vertex in V_- with the rightmost arc, and then $\text{ccp}(v) - \epsilon$ is the desired point ρ .

We give now the $O(m)$ -time algorithm for finding the desired point, for which we assume that \mathcal{A} is canonical. It suffices to consider the $2n$ points $i + 0.5$ for $i \in \{0, \dots, 2n - 1\}$. We calculate first the V_- and E_- for 0.5 , and maintain a queue of p elements, which are the vertices corresponding to the p rightmost arcs containing 0.5 . For $i = 1, \dots, 2n - 1$, we deduce the new sets for $i + 0.5$ from the previous point as follows. If i is a clockwise endpoint of some arc, then both of them do not change. Otherwise, $i = \text{ccp}(v)$ for some vertex v , then we enqueue v , and dequeue u , and the difference between $\vec{E}_{\mathcal{A}}(i + 0.5)$ and $\vec{E}_{\mathcal{A}}(i - 0.5)$ is the number of edges incident to u . In particular, $\{xu : x \rightarrow u\} = \vec{E}_{\mathcal{A}}(i - 0.5) \setminus \vec{E}_{\mathcal{A}}(i + 0.5)$, while $\{xu : x \rightarrow u\} = \vec{E}_{\mathcal{A}}(i + 0.5) \setminus \vec{E}_{\mathcal{A}}(i - 0.5)$. Note that the initial value $\vec{E}_{\mathcal{A}}(0.5)$ can be found in $O(m)$ time, and then each vertex and its adjacency is scanned exactly once. The total running time is $O(m)$. This concludes the proof. \square

The combinatorial characterization on mixed hole covers consisting of both vertices and edges, thereby extending Lemmas 3.1 and 4.2. The algorithm is similar as the algorithm used for Theorem 4.3. Lems 5.1 and 5.2 have the following consequence: it suffices to call the algorithm with $p = k_1$, and returns the found editing set if $q \leq k_2$, or “NO” otherwise.

Corollary 5.3. The unit interval editing problem can be solved in $O(m)$ time on reduced graphs.

Putting together these steps, the fixed-parameter tractability of unit interval editing follows. Note that to fill a hole, we need to add an edge whose ends have distance 2.

Proof of Theorem 1.4. We start by calling Theorem 2.5. If a subgraph in \mathcal{F} or W_5 is detected, then we branch on all possible ways of destroying it or the contained C_5 . Otherwise, we have in our disposal a proper and Helly arc model for G , and we call Lemma 2.7 to find a shortest hole C_ℓ . If $\ell \leq k_3 + 3$, then we either delete one of its ℓ vertices and ℓ edges, or add one of ℓ edges $h_i h_{i+2}$ (the subscripts are modulo ℓ). We repeat these two steps until the graph is reduced, and then call the algorithm of Corollary 5.3 to solve it. The correctness of this algorithm follows from Lemma 2.7 and Corollary 5.3. In the disposal of a subgraph of \mathcal{F} , at most 21 recursive calls are made, while 3ℓ for a C_ℓ , each having a parameter $k - 1$. Therefore, the total number of instances (with reduced graphs) made in the algorithm is $(O(k_3 + 1))^k$. It follows that the total running time of the algorithm is $(O(k_3 + 1))^k \cdot m$. \square

It is worth mentioning that Lemma 5.2 actually implies a linear-time algorithm for the unit interval deletion problem (which allows k_1 vertex deletions and k_2 edge deletions) on the proper Helly circular-arc graphs and an $O(10^{k_1+k_2})$ -time algorithm for it on general graphs. The constant 10 can be even smaller if we notice that (1) the problem is also easy on fat W_5 's, and (2) the worst cases for vertex deletions (nets and tents) and edge deletions (C_4 's) are different.

6 Concluding remarks

All aforementioned algorithms exploit the characterization of unit interval graphs by forbidden induced subgraphs [27]. Very recently, Bliznets et al. [1] used a different approach to produce a subexponential-time parameterized algorithm for unit interval completion (whose polynomial factor is however very high). Using the parameter-preserved reduction from vertex cover [16], one can show that the vertex deletion version cannot be solved in $2^{o(k)} \cdot n^{O(1)}$ time, unless the Exponent Time Hypothesis fails [5]. Now that the edge deletion version is FPT as well, we would naturally ask to which side it belongs. The evidence we now have is in favor of the hard side: in all related graph classes, the edge deletion versions seem to be harder than their vertex deletion counterpart. As said, it is not hard to slightly improve the constant c in the running time $O(c^k \cdot m)$, but a significant improvement would need some new observation. More interesting is to fathom their limits. In particular, can the deletion problems be solved in time $O(2^k \cdot m)$. We point out that although we start by breaking small forbidden induced subgraphs, our major proof technique is instead manipulating (proper/unit) interval models. The technique of combining (constructive) interval models and (destructive) forbidden induced subgraphs is worth further study on related problems.

We leave it as an open problem the existence of polynomial kernels of the unit interval edge deletion problem. Recall that polynomial kernels were known for unit interval completion [15, 20] and unit interval vertex deletion [11]. In contrast to the $O(k^2)$ -vertex kernel for unit interval completion, the kernel size $O(k^{53})$ for unit interval vertex deletion is way too large, so further efforts are needed to make it reasonably small.

The algorithm for unit interval editing is the second nontrivial FPT algorithm for the general editing problem. The main ingredient of our algorithm is the characterization of the mixed deletion of vertices and edges to break holes. A similar study has been conducted in the algorithm for the chordal editing problem [8]. In contrast to that, Lemmas 5.1 and 5.2 are nicer. For example, we have shown that once small forbidden subgraphs have been all fixed, no edge additions are further needed. We conjecture this is also true for the chordal editing problem, but we failed to find a proof. Both algorithms for unit interval editing and chordal editing suffer from high running time, and the main culprits are exactly the mixed deletion of vertices and edges, on which very little study had been done. We hope that our work will trigger more studies on this direction, which will further deepen our understanding of various graph classes.

References

- [1] Ivan Bliznets, Fedor V. Fomin, Marcin Pilipczuk, and Michal Pilipczuk. A subexponential parameterized algorithm for proper interval completion. In Andreas S. Schulz and Dorothea Wagner, editors, *Algorithms - ESA 2014*, volume 8737 of *LNCS*, pages 173–184. Springer, 2014. Full version available at arXiv:1402.3472. doi:10.1007/978-3-662-44777-2_15.
- [2] Hans L. Bodlaender and Babette van Antwerpen-de Fluiter. On intervalizing k -colored graphs for DNA physical mapping. *Discrete Applied Mathematics*, 71(1-3):55–77, 1996. A preliminary version appeared in ICALP 1995. doi:10.1016/S0166-218X(96)00057-1.
- [3] Pablo Burzyn, Flavia Bonomo, and Guillermo Durán. NP-completeness results for edge modification problems. *Discrete Applied Mathematics*, 154(13):1824–1844, 2006. doi:10.1016/j.dam.2006.03.031.
- [4] Leizhen Cai. Fixed-parameter tractability of graph modification problems for hereditary properties. *Information Processing Letters*, 58(4):171–176, 1996. doi:10.1016/0020-0190(96)00050-6.
- [5] Liming Cai and David W. Juedes. On the existence of subexponential parameterized algorithms. *Journal of Computer and System Sciences*, 67(4):789–807, 2003. doi:10.1016/S0022-0000(03)00074-6.
- [6] Yixin Cao. Direct and certifying recognition of normal Helly circular-arc graphs in linear time. In Jianer Chen, John Hopcroft, and Jianxin Wang, editors, *Frontiers in Algorithmics - FAW 2014*, volume 8497 of *LNCS*, pages 13–24. Springer, 2014. Full version available at arXiv:1405.0329. doi:10.1007/978-3-319-08016-1_2.
- [7] Yixin Cao. Linear recognition of almost interval graphs. arXiv:1403.1515, 2014.
- [8] Yixin Cao and Dániel Marx. Chordal editing is fixed-parameter tractable. In Ernst W. Mayr and Natacha Portier, editors, *Proceedings of the 31st International Symposium on Theoretical Aspects of Computer Science (STACS)*, volume 25 of *LIPIcs*, pages 214–225. Schloss Dagstuhl - Leibniz-Zentrum fuer Informatik, 2014. Full version available at arXiv:1405.7859. doi:10.4230/LIPIcs.STACS.2014.214.
- [9] Xiaotie Deng, Pavol Hell, and Jing Huang. Linear-time representation algorithms for proper circular-arc graphs and proper interval graphs. *SIAM Journal on Computing*, 25(2):390–403, 1996. doi:10.1137/S0097539792269095.

- [10] Rodney G. Downey and Michael R. Fellows. *Fundamentals of Parameterized Complexity*. Undergraduate texts in computer science. Springer, 2013. doi:10.1007/978-1-4471-5559-1.
- [11] Fedor V. Fomin, Saket Saurabh, and Yngve Villanger. A polynomial kernel for proper interval vertex deletion. *SIAM Journal on Discrete Mathematics*, 27(4):1964–1976, 2013. A preliminary version appeared in ESA 2012. doi:10.1137/12089051X.
- [12] Delbert R. Fulkerson and Oliver A. Gross. Incidence matrices and interval graphs. *Pacific Journal of Mathematics*, 15(3):835–855, 1965. doi:10.2140/pjm.1965.15.835.
- [13] Fănică Gavril. Algorithms on circular-arc graphs. *Networks*, 4:357–369, 1974. doi:10.1002/net.3230040407.
- [14] Paul W. Goldberg, Martin C. Golumbic, Haim Kaplan, and Ron Shamir. Four strikes against physical mapping of DNA. *Journal of Computational Biology*, 2(1):139–152, 1995. doi:10.1089/cmb.1995.2.139.
- [15] Haim Kaplan, Ron Shamir, and Robert Endre Tarjan. Tractability of parameterized completion problems on chordal, strongly chordal, and proper interval graphs. *SIAM Journal on Computing*, 28(5):1906–1922, 1999. A preliminary version appeared in FOCS 1994. doi:10.1137/S0097539796303044.
- [16] John M. Lewis and Mihalis Yannakakis. The node-deletion problem for hereditary properties is NP-complete. *Journal of Computer and System Sciences*, 20(2):219–230, 1980. Preliminary versions independently presented in STOC 1978. doi:10.1016/0022-0000(80)90060-4.
- [17] Min Chih Lin, Francisco J. Soullignac, and Jayme L. Szwarcfiter. Normal Helly circular-arc graphs and its subclasses. *Discrete Applied Mathematics*, 161(7-8):1037–1059, 2013. doi:10.1016/j.dam.2012.11.005.
- [18] Yunlong Liu, Jianxin Wang, Jie You, Jianer Chen, and Yixin Cao. Edge deletion problems: Branching facilitated by modular decomposition. *Theoretical Computer Science*, 573:63–70, 2015. doi:10.1016/j.tcs.2015.01.049.
- [19] Dániel Marx. Chordal deletion is fixed-parameter tractable. *Algorithmica*, 57(4):747–768, 2010. doi:10.1007/s00453-008-9233-8.
- [20] Assaf Natanzon, Ron Shamir, and Roded Sharan. A polynomial approximation algorithm for the minimum fill-in problem. *SIAM Journal on Computing*, 30(4):1067–1079, 2000. A preliminary version appeared in STOC 1998. doi:10.1137/S0097539798336073.
- [21] Fred S. Roberts. Indifference graphs. In Frank Harary, editor, *Proof Techniques in Graph Theory (Proc. Second Ann Arbor Graph Theory Conf., 1968)*, pages 139–146. Academic Press, New York, 1969.
- [22] Marc Tedder, Derek G. Corneil, Michel Habib, and Christophe Paul. Simpler linear-time modular decomposition via recursive factorizing permutations. In *Automata, Languages and Programming (ICALP)*, volume 5125 of *LNCS*, pages 634–645, Berlin Heidelberg, 2008. Springer-Verlag. doi:10.1007/978-3-540-70575-8_52.
- [23] Alan C. Tucker. Structure theorems for some circular-arc graphs. *Discrete Mathematics*, 7(1-2):167–195, 1974. doi:10.1016/S0012-365X(74)80027-0.
- [24] René van Bevern, Christian Komusiewicz, Hannes Moser, and Rolf Niedermeier. Measuring indifference: Unit interval vertex deletion. In Dimitrios M. Thilikos, editor, *Graph Theoretic Concepts in Computer Science - WG 2010*, volume 6410 of *LNCS*, pages 232–243, 2010. doi:10.1007/978-3-642-16926-7_22.
- [25] Pim van ’t Hof and Yngve Villanger. Proper interval vertex deletion. *Algorithmica*, 65(4):845–867, 2013. doi:10.1007/s00453-012-9661-3.
- [26] Yngve Villanger. Proper interval vertex deletion. In Venkatesh Raman and Saket Saurabh, editors, *Parameterized and Exact Computation - IPEC 2010*, volume 6478 of *LNCS*, pages 228–238. Springer, 2010. doi:10.1007/978-3-642-17493-3_22.
- [27] Gerd Wegner. *Eigenschaften der Nerven homologisch-einfacher Familien im \mathbb{R}^n* . PhD thesis, Universität Göttingen, 1967.
- [28] Mihalis Yannakakis. Computing the minimum fill-in is NP-complete. *SIAM Journal on Algebraic and Discrete Methods*, 2(1):77–79, 1981. doi:10.1137/0602010.