

Mini-Batch Semi-Stochastic Gradient Descent in the Proximal Setting

Jakub Konečný, Jie Liu, Peter Richtárik, Martin Takáč

Abstract—We propose mS2GD: a method incorporating a mini-batching scheme for improving the theoretical complexity and practical performance of semi-stochastic gradient descent (S2GD). We consider the problem of minimizing a strongly convex function represented as the sum of an average of a large number of smooth convex functions, and a simple nonsmooth convex regularizer. Our method first performs a deterministic step (computation of the gradient of the objective function at the starting point), followed by a large number of stochastic steps. The process is repeated a few times with the last iterate becoming the new starting point. The novelty of our method is in introduction of mini-batching into the computation of stochastic steps. In each step, instead of choosing a single function, we sample b functions, compute their gradients, and compute the direction based on this. We analyze the complexity of the method and show that it benefits from two speedup effects. First, we prove that as long as b is below a certain threshold, we can reach any predefined accuracy with less overall work than without mini-batching. Second, our mini-batching scheme admits a simple parallel implementation, and hence is suitable for further acceleration by parallelization.

Index Terms—mini-batches, proximal methods, empirical risk minimization, semi-stochastic gradient descent, sparse data, stochastic gradient descent, variance reduction.

I. INTRODUCTION

IN this work we are concerned with the problem of minimizing the sum of two convex functions,

$$\min_{x \in \mathbb{R}^d} \{P(x) := F(x) + R(x)\}, \quad (1)$$

where the first component, F , is smooth, and the second component, R , is possibly nonsmooth (and extended real-valued, which allows for the modeling of constraints).

In the last decade, an intensive amount of research was conducted into algorithms for solving problems of the form (1), largely motivated by the realization that the underlying problem has a considerable modeling power. One of the most popular and practical methods for (1) is the accelerated proximal gradient method of Nesterov [1], with its most successful variant being FISTA [2].

In many applications in optimization, signal processing and machine learning, F has an additional structure. In particular, it is often the case that F is the *average of a number of convex functions*:

$$F(x) = \frac{1}{n} \sum_{i=1}^n f_i(x). \quad (2)$$

Jakub Konečný and Peter Richtárik are with the School of Mathematics, University of Edinburgh, United Kingdom, EH9 3FD.

Jie Liu and Martin Takáč are with the Department of Industrial and Systems Engineering, Lehigh University, Bethlehem, PA 18015, USA.

Manuscript received April 15, 2015; revised —.

Indeed, even one of the most basic optimization problems—least squares regression—lends itself to a natural representation of the form (2).

A. Stochastic methods.

For problems of the form (1)+(2), and especially when n is large and when a solution of low to medium accuracy is sufficient, deterministic methods do not perform as well as classical *stochastic*¹ methods. The prototype method in this category is stochastic gradient descent (SGD), dating back to the 1951 seminal work of Robbins and Monro [3]. SGD selects an index $i \in \{1, 2, \dots, n\}$ uniformly at random, and then updates the variable x using $\nabla f_i(x)$ — a stochastic estimate of $\nabla F(x)$. Note that the computation of ∇f_i is n times cheaper than the computation of the full gradient ∇F . For problems where n is very large, the per-iteration savings can be extremely large, spanning several orders of magnitude.

These savings do not come for free, however (modern methods, such as the one we propose, overcome this – more on that below). Indeed, the stochastic estimate of the gradient embodied by ∇f_i has a non-vanishing variance. To see this, notice that even when started from an optimal solution x_* , there is no reason for $\nabla f_i(x_*)$ to be zero, which means that SGD drives away from the optimal point. Traditionally, there have been two ways of dealing with this issue. The first one consists in choosing a decreasing sequence of stepsizes. However, this means that a much larger number of iterations is needed. A second approach is to use a subset (“minibatch”) of indices i , as opposed to a single index, in order to form a better stochastic estimate of the gradient. However, this results in a method which performs more work per iteration. In summary, while traditional approaches manage to decrease the variance in the stochastic estimate, this comes at a cost.

B. Modern stochastic methods

Very recently, starting with the SAG [4], SDCA [5], SVRG [6] and S2GD [7] algorithms from year 2013, it has transpired that neither decreasing stepsizes nor mini-batching are

¹Depending on conventions used in different communities, the terms *randomized* or *sketching* are used instead of the word *stochastic*. In signal processing, numerical linear algebra and theoretical computer science, for instance, the terms *sketching* and *randomized* are used more often. In machine learning and optimization, the terms *stochastic* and *randomized* are used more often. In this paper, stochasticity does not refer to a data generation process, but to randomization embedded in an algorithm which is applied to a deterministic problem. Having said that, the deterministic problem *can* and *often does* arise as a sample average approximation of stochastic problem (average replaces an expectation), which further blurs the lines between the terms.

necessary to resolve the non-vanishing variance issue inherent in the vanilla SGD methods. Instead, these modern stochastic² methods are able to dramatically improve upon SGD in various different ways, but without having to resort to the usual variance-reduction techniques (such as decreasing stepsizes or mini-batching) which carry with them considerable costs drastically reducing their power. Instead, these modern methods were able to improve upon SGD without any unwelcome side effects. This development led to a revolution in the area of first order methods for solving problem (1)+(2). Both the theoretical complexity and practical efficiency of these modern methods vastly outperform prior gradient-type methods.

In order to achieve ϵ -accuracy, that is,

$$\mathbf{E}[P(x_k) - P(x_*)] \leq \epsilon[P(x_0) - P(x_*)], \quad (3)$$

modern stochastic methods such as SAG, SDCA, SVRG and S2GD require only

$$\mathcal{O}((n + \kappa) \log(1/\epsilon)) \quad (4)$$

units of work, where κ is a condition number associated with F , and one unit of work corresponds to the computation of the gradient of f_i for a random index i , followed by a call to a prox-mapping involving R . More specifically, $\kappa = L/\mu$, where L is a uniform bound on the Lipschitz constants of the gradients of functions f_i and μ is the strong convexity constant of P . These quantities will be defined precisely in Section IV.

The complexity bound (4) should be contrasted with that of proximal gradient descent (e.g., ISTA), which requires $\mathcal{O}(n\kappa \log(1/\epsilon))$ units of work, or FISTA, which requires $\mathcal{O}(n\sqrt{\kappa} \log(1/\epsilon))$ units of work³. Note that while all these methods enjoy linear convergence rate, the modern stochastic methods can be many orders of magnitude faster than classical deterministic methods. Indeed, one can have

$$n + \kappa \ll n\sqrt{\kappa} \leq n\kappa.$$

Based on this, we see that these modern methods always beat (proximal) gradient descent ($n + \kappa \ll n\kappa$), and also outperform FISTA as long as $\kappa \leq \mathcal{O}(n^2)$. In machine learning, for instance, one usually has $\kappa \approx n$, in which case the improvement is by a factor of \sqrt{n} when compared to FISTA, and by a factor of n over ISTA. For applications where n is massive, these improvements are indeed dramatic.

For more information about modern dual and primal methods we refer the reader to the literature on randomized coordinate descent methods [8], [9], [10], [11], [12], [5], [13], [14], [15], [16], [17], [18] and stochastic gradient methods [4], [19], [20], [21], [22], [23], [17], [24], respectively.

C. Linear systems and sketching.

In the case when $R \equiv 0$, all stationary points (i.e., points satisfying $\nabla F(x) = 0$) are optimal for (1)+(2). In the special

case when the functions f_i are convex quadratics of the form $f_i(x) = \frac{1}{2}(a_i^T x - b_i)$, the equation $\nabla F(x) = 0$ reduces to the linear system $A^T A x = A^T b$, where $A = [a_1, \dots, a_n]$. Recently, there has been considerable interest in designing and analyzing randomized methods for solving linear systems; also known under the name of *sketching* methods. Much of this work was done independently from the developments in (non-quadratic) optimization, despite the above connection between optimization and linear systems. A randomized version of the classical Kaczmarz method was studied in a seminal paper by Strohmer and Vershynin [25]. Subsequently, the method was extended and improved upon in several ways [26], [27], [28], [29]. The randomized Kaczmarz method is equivalent to SGD with a specific stepsize choice [30], [31]. The first randomized coordinate descent method, for linear systems, was analyzed by Lewis and Leventhal [32], and subsequently generalized in various ways by numerous authors (we refer the reader to [17] and the references therein). Gower and Richtárik [31] have recently studied randomized iterative methods for linear systems in a general *sketch and project* framework, which in special cases includes randomized Kaczmarz, randomized coordinate descent, Gaussian descent, randomized Newton, their block variants, variants with importance sampling, and also an infinite array of new specific methods. For approaches of a combinatorial flavour, specific to diagonally dominant systems, we refer to the influential work of Spielman and Teng [33].

II. CONTRIBUTIONS

In this paper we equip moderns stochastic methods—methods which already enjoy the fast rate (4)—with the ability to process data in *mini-batches*. None of the *primal*⁴ modern methods have been analyzed in the mini-batch setting. This paper fills this gap in the literature.

While we have argued above that the modern methods, S2GD included, do not have the “non-vanishing variance” issue that SGD does, and hence do not *need* mini-batching for that purpose, mini-batching is still useful. In particular, we develop and analyze the complexity of mS2GD (Algorithm 1) — a mini-batch proximal variant of *semi-stochastic gradient descent* (S2GD) [7]. While the S2GD method was analyzed in the $R = 0$ case only, we develop and analyze our method in the proximal⁵ setting (1). We show that mS2GD enjoys several benefits when compared to previous modern methods. First, it trivially admits a parallel implementation, and hence enjoys a speedup in clocktime in an HPC environment. This is critical for applications with massive datasets and is the main motivation and advantage of our method. Second, our results show that in order to attain a specified accuracy ϵ , mS2GD can get by with fewer gradient evaluations than S2GD. This is formalized in Theorem 2, which predicts more than linear

²These methods are randomized algorithms. However, the term “stochastic” (somewhat incorrectly) appears in their names for historical reasons, and quite possibly due to their aspiration to improve upon *stochastic* gradient descent (SGD).

³However, it should be remarked that the condition number κ in these latter methods is slightly different from that appearing in the bound (4).

⁴By a primal method we refer to an algorithm which operates directly to solve (1)+(2) without explicitly operating on the dual problem. *Dual* methods have very recently been analyzed in the mini-batch setting. For a review of such methods we refer the reader to the paper describing the QUARTZ method [34] and the references therein.

⁵Note that the Prox-SVRG method [35] can also handle the composite problem (1).

speedup up to a certain threshold mini-batch size after which the complexity deteriorates. Third, compared to [35], our method does not need to average the iterates produced in each inner loop; we instead simply continue from the last one. This is the approach employed in S2GD [7].

III. THE ALGORITHM

In this section we first briefly motivate the mathematical setup of deterministic and stochastic proximal gradient methods in Section IIIA, followed by the introduction of semi-stochastic gradient descent in Section IIIB. We will then be ready to describe the mS2GD method in Section IIIC.

A. Deterministic and stochastic proximal gradient methods

The classical *deterministic proximal gradient* approach [2], [36], [37] to solving (1) is to form a sequence $\{y_t\}$ via

$$y_{t+1} = \arg \min_{x \in \mathbb{R}^d} U_t(x),$$

where $U_t(x) \stackrel{\text{def}}{=} F(y_t) + \nabla F(y_t)^T(x - y_t) + \frac{1}{2h}\|x - y_t\|^2 + R(x)$. Note that in view of Assumption 1, which we shall use in our analysis in Section IV, U_t is an upper bound on P whenever $h > 0$ is a stepsize parameter satisfying $1/h \geq L$. This procedure can be compactly written using the *proximal operator* as follows:

$$y_{t+1} = \text{prox}_{hR}(y_t - h\nabla F(y_t)),$$

where

$$\text{prox}_{hR}(z) \stackrel{\text{def}}{=} \arg \min_{x \in \mathbb{R}^d} \left\{ \frac{1}{2}\|x - z\|^2 + hR(x) \right\}.$$

In a large-scale setting it is more efficient to instead consider the *stochastic proximal gradient* approach, in which the proximal operator is applied to a stochastic gradient step:

$$y_{t+1} = \text{prox}_{hR}(y_t - hG_t), \quad (5)$$

where G_t is a stochastic estimate of the gradient $\nabla F(y_t)$.

B. Semi-stochastic methods

Of particular relevance to our work are the SVRG [6], S2GD [7] and Prox-SVRG [35] methods where the stochastic estimate of $\nabla F(y_t)$ is of the form

$$G_t = \nabla F(x) + \frac{1}{nq_{i_t}}(\nabla f_{i_t}(y_t) - \nabla f_{i_t}(x)), \quad (6)$$

where x is an ‘‘old’’ reference point for which the gradient $\nabla F(x)$ was already computed in the past, and $i_t \in [n] \stackrel{\text{def}}{=} \{1, 2, \dots, n\}$ is a random index equal to i with probability $q_i > 0$. Notice that G_t is an unbiased estimate of the gradient of F at y_t :

$$\mathbf{E}_{i_t}[G_t] \stackrel{(6)}{=} \nabla F(x) + \sum_{i=1}^n q_i \frac{1}{nq_i} (\nabla f_i(y_t) - \nabla f_i(x)) \stackrel{(2)}{=} \nabla F(y_t).$$

Methods such as S2GD, SVRG, and Prox-SVRG update the points y_t in an inner loop, and the reference point x in an outer loop (‘‘epoch’’) indexed by k . With this new outer iteration counter we will have x_k instead of x , $y_{k,t}$ instead of y_t and $G_{k,t}$ instead of G_t . This is the notation we will use

in the description of our algorithm in Section IIIC. The outer loop ensures that the squared norm of $G_{k,t}$ approaches zero as $k, t \rightarrow \infty$ (it is easy to see that this is equivalent to saying that the stochastic estimate $G_{k,t}$ has a diminishing variance), which ultimately leads to extremely fast convergence.

C. Mini-batch S2GD

We are now ready to describe the mS2GD method⁶ (Algorithm 1).

Algorithm 1 mS2GD

- 1: **Input:** m (max # of stochastic steps per epoch); $h > 0$ (stepsize); $x_0 \in \mathbb{R}^d$ (starting point); mini-batch size $b \in [n]$
 - 2: **for** $k = 0, 1, 2, \dots$ **do**
 - 3: Compute and store $g_k \leftarrow \nabla F(x_k) = \frac{1}{n} \sum_i \nabla f_i(x_k)$
 - 4: Initialize the inner loop: $y_{k,0} \leftarrow x_k$
 - 5: Choose $t_k \in \{1, 2, \dots, m\}$ uniformly at random
 - 6: **for** $t = 0$ to $t_k - 1$ **do**
 - 7: Choose mini-batch $A_{kt} \subseteq [n]$ of size b , uniformly at random
 - 8: Compute a stochastic estimate of $\nabla F(y_{k,t})$:
 $G_{k,t} \leftarrow g_k + \frac{1}{b} \sum_{i \in A_{kt}} (\nabla f_i(y_{k,t}) - \nabla f_i(x_k))$
 - 9: $y_{k,t+1} \leftarrow \text{prox}_{hR}(y_{k,t} - hG_{k,t})$
 - 10: **end for**
 - 11: Set $x_{k+1} \leftarrow y_{k,t_k}$
 - 12: **end for**
-

The algorithm includes an outer loop, indexed by epoch counter k , and an inner loop, indexed by t . Each epoch is started by computing g_k , which is the (full) gradient of F at x_k . It then immediately proceeds to the inner loop. The inner loop is run for t_k iterations, where t_k is chosen uniformly at random from $\{1, \dots, m\}$. Subsequently, we run t_k iterations in the inner loop (corresponding to Steps 6–10). Each new iterate is given by the proximal update (5), however with the stochastic estimate of the gradient $G_{k,t}$ in (6), which is formed by using a *mini-batch* of examples $A_{kt} \subseteq [n]$ of size $|A_{kt}| = b$. Each inner iteration requires $2b$ units of work⁷.

IV. ANALYSIS

In this section, we lay down the assumptions, state our main complexity result, and comment on how to optimally choose the parameters of the method.

A. Assumptions

Our analysis is performed under the following two assumptions.

⁶ A more detailed algorithm and the associated analysis (in which we benefit from the knowledge of lower-bound on the strong convexity parameters of the functions F and R) can be found in the arXiv preprint [38]. The more general algorithm mainly differs in t_k being chosen according to a geometric probability law which depends on the estimates of the convexity constants.

⁷ It is possible to finish each iteration with only b evaluations for component gradients, namely $\{\nabla f_i(y_{k,t})\}_{i \in A_{kt}}$, at the cost of having to store $\{\nabla f_i(x_k)\}_{i \in [n]}$, which is exactly the way that SAG [4] works. This speeds up the algorithm; nevertheless, it is impractical for big n .

Assumption 1. Function $R : \mathbb{R}^d \rightarrow \mathbb{R} \cup \{+\infty\}$ (regularizer/proximal term) is convex and closed. The functions $f_i : \mathbb{R}^d \rightarrow \mathbb{R}$ have Lipschitz continuous gradients with constant $L > 0$. That is, $\|\nabla f_i(x) - \nabla f_i(y)\| \leq L\|x - y\|$, for all $x, y \in \mathbb{R}^d$, where $\|\cdot\|$ is the ℓ_2 -norm.

Hence, the gradient of F is also Lipschitz continuous with the same constant L .

Assumption 2. P is strongly convex with parameter $\mu > 0$. That is for all $x, y \in \text{dom}(R)$ and $\xi \in \partial P(x)$,

$$P(y) \geq P(x) + \xi^T(y - x) + \frac{\mu}{2}\|y - x\|^2, \quad (7)$$

where $\partial P(x)$ is the subdifferential of P at x .

Lastly, by $\mu_F \geq 0$ and $\mu_R \geq 0$ we denote the strong convexity constants of F and R , respectively. We allow both of these quantities to be equal to 0, which simply means that the functions are convex (which we already assumed above). Hence, this is not necessarily an additional assumption.

B. Main result

We are now ready to formulate our complexity result.

Theorem 1. Let Assumptions 1 and 2 be satisfied, let $x_* \stackrel{\text{def}}{=} \arg \min_x P(x)$ and choose $b \in \{1, 2, \dots, n\}$. Assume that $0 < h \leq 1/L$, $4hL\alpha(b) < 1$ and that m, h are further chosen so that

$$\rho \stackrel{\text{def}}{=} \frac{1}{mh\mu(1-4hL\alpha(b))} + \frac{4hL\alpha(b)(m+1)}{m(1-4hL\alpha(b))} < 1, \quad (8)$$

where $\alpha(b) \stackrel{\text{def}}{=} \frac{n-b}{b(n-1)}$. Then mS2GD has linear convergence in expectation with rate ρ :

$$\mathbf{E}[P(x_k) - P(x_*)] \leq \rho^k [P(x_0) - P(x_*)].$$

Notice that for any fixed b , by properly adjusting the parameters h and m we can force ρ to be arbitrarily small. Indeed, the second term can be made arbitrarily small by choosing h small enough. Fixing the resulting h , the first term can then be made arbitrarily small by choosing m large enough. This may look surprising, since this means that only a single outer loop ($k = 1$) is needed in order to obtain a solution of any prescribed accuracy. While this is indeed the case, such a choice of the parameters of the method (m, h, k) would not be optimal – the resulting workload would be too high as the complexity of the method would depend sublinearly on ϵ . In order to obtain a logarithmic dependence on $1/\epsilon$, i.e., in order to obtain linear convergence, one needs to perform $k = O(\log(1/\epsilon))$ outer loops, and set the parameters h and m to appropriate values (generally, $h = O(1/L)$ and $m = O(\kappa)$).

C. Special cases: $b = 1$ and $b = n$

In the special case with $b = 1$ (no mini-batching), we get $\alpha(b) = 1$, and the rate given by (8) exactly recovers the rate achieved by Prox-SVRG [35] (in the case when the Lipschitz constants of ∇f_i are all equal). The rate is also identical to the rate of S2GD [7] (in the case of $R = 0$, since S2GD was only analyzed in that case). If we set the number of outer iterations

to $k = \lceil \log(1/\epsilon) \rceil$, choose the stepsize as $h = \frac{1}{(2+4e)L}$, where $e = \exp(1)$, and choose $m = 43\kappa$, then the total workload of mS2GD for achieving (3) is $(n + 43\kappa) \log(1/\epsilon)$ units of work. Note that this recovers the fast rate (4).

In the batch setting, that is when $b = n$, we have $\alpha(b) = 0$ and hence $\rho = 1/(mh\mu)$. By choosing $k = \lceil \log(1/\epsilon) \rceil$, $h = 1/L$, and $m = 2\kappa$, we obtain the rate $O(n\kappa \log(1/\epsilon))$. This is the standard rate of (proximal) gradient descent.

Hence, by modifying the mini-batch size b in mS2GD, we interpolate between the fast rate of S2GD and the slow rate of GD.

D. Mini-batch speedup

In this section we will derive formulas for good choices of the parameter m, h and k of our method as a function of b . Hence, throughout this section we shall consider b fixed.

Fixing $0 < \rho < 1$, it is easy to see that in order for x_k to be an ϵ -accurate solution (i.e., in order for (3) to hold), it suffices to choose $k \geq (1 - \rho)^{-1} \log(\epsilon^{-1})$. Notice that the total workload mS2GD will do in order to arrive at x_k is

$$k(n + 2m) \approx (1 - \rho)^{-1} \log(\epsilon^{-1})(n + 2m)$$

units of work. If we now consider ρ fixed (we may try to optimize for it later), then clearly the total workload is proportional to m . The free parameters of the method are the stepsize h and the inner loop size m . Hence, in order to set the parameters so as to minimize the workload (i.e., optimize the complexity bound), we would like to (approximately) solve the optimization problem

$$\min m \quad \text{subject to} \quad 0 < h \leq \frac{1}{L}, \quad h < \frac{1}{4L\alpha(b)}, \quad \rho \text{ is fixed.}$$

Let (h_*^b, m_*^b) denote the optimal pair (we highlight the dependence on b as it will be useful). Note that if $m_*^b \leq m_*^1/b$ for some $b > 1$, then mini-batching can help us reach the ϵ -solution with smaller overall workload. The following theorem presents the formulas for h_*^b and m_*^b .

Theorem 2. Fix b and $0 < \rho < 1$ and let

$$\tilde{h}^b \stackrel{\text{def}}{=} \sqrt{\left(\frac{1+\rho}{\rho\mu}\right)^2 + \frac{1}{4\mu\alpha(b)L}} - \frac{1+\rho}{\rho\mu}.$$

If $\tilde{h}^b \leq \frac{1}{L}$, then $h_*^b = \tilde{h}^b$ and

$$m_*^b = \frac{2\kappa}{\rho} \left\{ \left(1 + \frac{1}{\rho}\right) 4\alpha(b) + \sqrt{\frac{4\alpha(b)}{\kappa} + \left(1 + \frac{1}{\rho}\right)^2 [4\alpha(b)]^2} \right\}, \quad (9)$$

where $\kappa \stackrel{\text{def}}{=} \frac{L}{\mu}$ is the condition number. If $\tilde{h}^b > \frac{1}{L}$, then $h_*^b = \frac{1}{L}$ and

$$m_*^b = \frac{\kappa + 4\alpha(b)}{\rho - 4\alpha(b)(1+\rho)}. \quad (10)$$

Note that if $b = 1$, then

Equation (9) suggests that as long as the condition $\tilde{h}^b \leq \frac{1}{L}$ holds, m_*^b is decreasing at a rate faster than $1/b$. Hence, we can find the solution with less overall work when using a minibatch of size b than when using a minibatch of size 1.

E. Convergence rate

In this section we study the total workload of mS2GD in the regime of small mini-batch sizes.

Corollary 3. Fix $\epsilon \in (0, 1)$, choose the number of outer iterations equal to

$$k = \lceil \log(1/\epsilon) \rceil,$$

and fix the target decrease in Theorem 2 to satisfy $\rho = \epsilon^{1/k}$. Further, pick a mini-batch size satisfying $1 \leq b \leq 29$, let the stepsize h be as in (34) and let m be as in (33). Then in order for mS2GD to find x_k satisfying (3), mS2GD needs at most

$$(n + 2bm^b) \lceil \log(1/\epsilon) \rceil \quad (11)$$

units of work, where $bm^b = \mathcal{O}(\kappa)$, which leads to the overall complexity of

$$\mathcal{O}((n + \kappa) \log(1/\epsilon))$$

units of work.

Proof. Available in Appendix B-D. \square

This result shows that as long as the mini-batch size is small enough, the total work performed by mS2GD is the same as in the $b = 1$ case. If the b updates can be performed in parallel, then this leads to linear speedup.

F. Comparison with Acc-Prox-SVRG

The Acc-Prox-SVRG [23] method of Nitanda, which was not available online before the first version of this paper appeared on arXiv, incorporates both a mini-batch scheme and Nesterov’s acceleration [39], [1]. The author claims that when $b < \lceil b_0 \rceil$, with the threshold b_0 defined as $\frac{8\sqrt{\kappa}n}{\sqrt{2p(n-1)+8\sqrt{\kappa}}}$, the overall complexity of the method is

$$\mathcal{O}\left(\left(n + \frac{n-b}{n-1}\kappa\right) \log(1/\epsilon)\right);$$

and otherwise it is

$$\mathcal{O}\left((n + b\sqrt{\kappa}) \log(1/\epsilon)\right).$$

This suggests that acceleration will only be realized when the mini-batch size is large, while for small b , Acc-Prox-SVRG achieves the same overall complexity, $\mathcal{O}((n + \kappa) \log(1/\epsilon))$, as mS2GD.

We will now take a closer look at the theoretical results given by Acc-Prox-SVRG and mS2GD, for each $\epsilon \in (0, 1)$. In particular, we shall numerically minimize the total work of mS2GD, i.e.,

$$(n + 2b \lceil m^b \rceil) \lceil \log(1/\epsilon) / \log(1/\rho) \rceil,$$

over $\rho \in (0, 1)$ and h (compare this with (11)); and compare these results with similar fine-tuned quantities for Acc-Prox-SVRG.⁸

Fig. 1 illustrates these theoretical complexity bounds for both ill-conditioned and well-conditioned data. With small-enough mini-batch size b , mS2GD is better than Acc-Prox-SVRG. However, for a large mini-batch size b , the situation

⁸ m^b is the best choice of m for Acc-Prox-SVRG and mS2GD, respectively. Meanwhile, h is within the safe upper bounds for both methods.

reverses because of the acceleration inherent in Acc-Prox-SVRG.⁹ Plots with $b = 64$ illustrate the cases where we cannot observe any differences between the methods.

Note however that accelerated methods are very prone to error accumulation. Moreover, it is not clear that an efficient implementation of Acc-Prox-SVRG is possible for sparse data. As shall show in the next section, mS2GD allows for such an implementation.

V. EFFICIENT IMPLEMENTATION FOR SPARSE DATA

Let us make the following assumption about the structure of functions f_i in (2).

Assumption 3. The functions f_i arise as the composition of a univariate smooth function ϕ_i and an inner product with a datapoint/example $a_i \in \mathbb{R}^d$: $f_i(x) = \phi(a_i^T x)$ for $i = 1, \dots, n$.

Many functions of common practical interest satisfy this assumption including linear and logistic regression. Very often, especially for large scale datasets, the data are extremely sparse, i.e. the vectors $\{a_i\}$ contains many zeros. Let us denote the number of non-zero coordinates of a_i by $\omega_i = \|a_i\|_0 \leq d$ and the set of indexes corresponding to non-zero coordinates by $\text{support}(a_i) = \{j : a_i^j \neq 0\}$, where a_i^j denotes the j^{th} coordinate of vector a_i .

Assumption 4. The regularization function R is separable.

This includes the most commonly used regularization functions as $\frac{\lambda}{2}\|x\|^2$ or $\lambda\|x\|_1$.

Let us take a brief detour and look at the classical SGD algorithm with $R = 0$. The update would be of the form

$$x_{j+1} \leftarrow x_j - h\phi'_i(a_i^T x_j)a_i = x_j - h\nabla f_i(x_j). \quad (12)$$

If evaluation of the univariate function ϕ'_i takes $O(1)$ amount of work, the computation of ∇f_i will account for $O(\omega_i)$ work. Then the update (12) would cost $O(\omega_i)$ too, which implies that the classical SGD method can naturally benefit from sparsity of data.

Now, let us get back to the Algorithm 1. Even under the sparsity assumption and structural Assumption 3 the Algorithm 1 suggests that each inner iteration will cost $O(\omega + d) \sim O(d)$ because g_k is in general fully dense and hence in Step 9 of Algorithm 1 we have to update all d coordinates.

However, in this Section, we will introduce and describe the implementation trick which is based on “lazy/delayed” updates. The main idea of this trick is not to perform Step 9 of Algorithm 1 for all coordinates, but only for coordinates $j \in \cup_{i \in A_{kt}} \text{support}(a_i)$. The algorithm is described in Algorithm 2.

⁹We have experimented with different values for n, b and κ , and this result always holds.

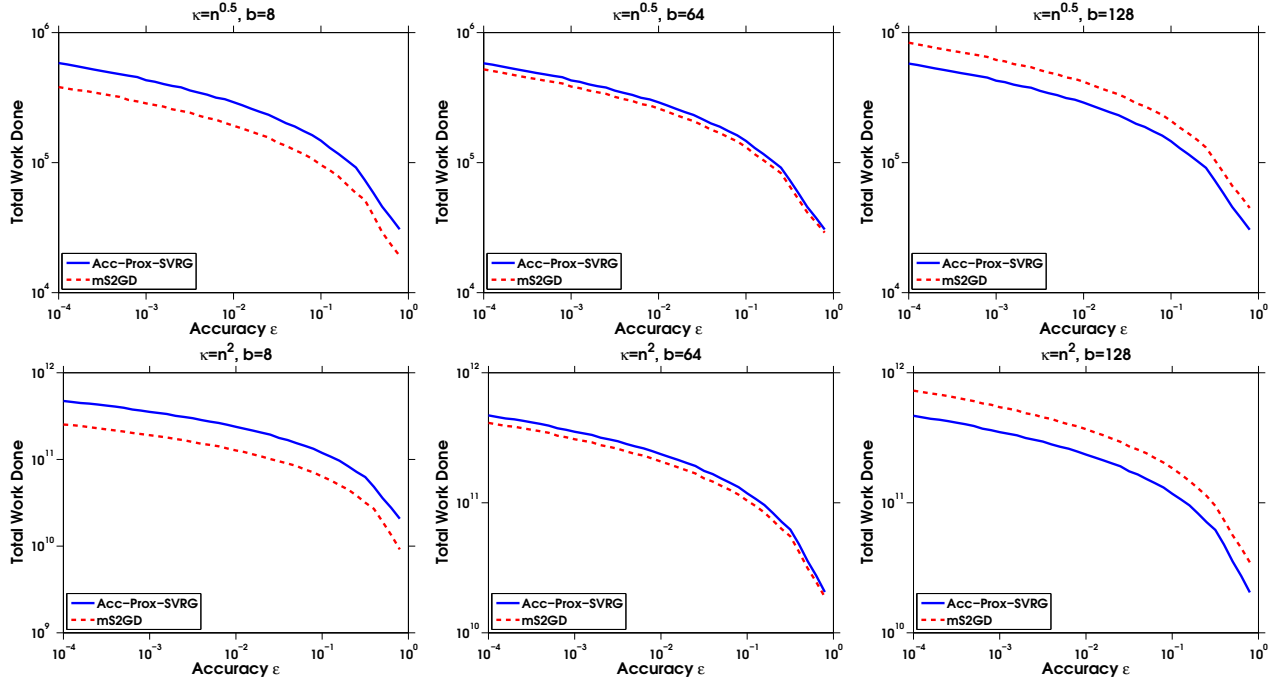


Fig. 1: Complexity of Acc-Prox-SVRG and mS2GD in terms of total work done for $n = 10,000$, and small ($\kappa = \sqrt{n}$; top row) and large ($\kappa = n^2$; bottom row) condition number.

Algorithm 2 "Lazy" updates for mS2GD
(these replace steps 6–10 in Algorithm 1)

- 1: $\chi^{(j)} \leftarrow 0$ for $j = 1, 2, \dots, d$
 - 2: **for** $t = 0$ to $t_k - 1$ **do**
 - 3: Choose mini-batch $A_{kt} \subseteq [n]$ of size b ,
 uniformly at random
 - 4: **for** $i \in A_{kt}$ **do**
 - 5: **for** $j \in \text{support}(a_i)$ **do**
 - 6: $y_{k,t}^j \leftarrow \text{prox}^{t-\chi^j} [y_{k,\chi^j}^j, g_k^j, R, h]$
 - 7: $\chi^j \leftarrow t$
 - 8: **end for**
 - 9: **end for**
 - 10: $y_{k,t+1} \leftarrow y_{k,t} - \frac{h}{b} \sum_{i \in A_{kt}} a_i (\phi'_i(y_{k,t}^T a_i) - \phi'_i(x_k^T a_i))$
 - 11: **end for**
 - 12: **for** $j = 1$ to d **do**
 - 13: $y_{k,t_k}^j \leftarrow \text{prox}^{t_k-\chi^j} [y_{k,\chi^j}^j, g_k^j, R, h]$
 - 14: **end for**
-

To explain the main idea behind the lazy/delayed updates, consider that it happened that during the first τ iterations, the value of the first coordinate in all datapoints which we have used was 0. Then given the values of $y_{k,0}^1$ and g_k^1 we can compute the true value of $y_{k,t}^1$ easily. We just need to apply the prox operator τ times, i.e. $y_{k,\tau}^1 = \text{prox}_1^\tau [y_{k,0}, g_k, R, h]$, where the function prox_1^τ is described in Algorithm 3.

The vector χ in Algorithm 2 is enabling us to keep track of the iteration when corresponding coordinate of y was updated for the last time. E.g. if in iteration t we will be updating the 1st coordinate for the first time, $\chi^1 = 0$ and after we compute and update the true value of y^1 , its value will be set to $\chi^1 = t$. Lines 5-8 in Algorithm 2 make sure that the coordinates of $y_{k,t}$ which will be read and used afterwards are up-to-date.

Algorithm 3 $\text{prox}_j^\tau [y, g, R, h]$

- ```

 $\tilde{y}_0 = y$
for $s = 1, 2, \dots, \tau$ do
 $\tilde{y}_s \leftarrow \text{prox}_{hR}(\tilde{y}_{s-1} - hg)$
end for
return \tilde{y}_τ

```
- 

At the end of the inner loop, we will update all coordinates of  $y$  to the most recent value (lines 12-14). Therefore, those lines make sure that the  $y_{k,t_k}$  of Algorithms 1 and 2 will be the same.

However, one could claim that we are not saving any work, as when needed, we still have to compute the proximal operator many times. Although this can be true for a general function  $R$ , for particular cases,  $R(x) = \frac{\lambda}{2} \|x\|^2$  and  $R(x) = \lambda \|x\|_1^2$ , we provide following Lemmas which give a closed form expressions for the  $\text{prox}_j^\tau$  operator.

**Lemma 1** (Proximal Lazy Updates with  $\ell_2$ -Regularizer). *If  $R(x) = \frac{\lambda}{2} \|x\|^2$  with  $\lambda > 0$  then*

$$\text{prox}_j^\tau [y, g, R, h] = \beta^\tau y^j - \frac{h\beta}{1-\beta} (1 - \beta^\tau) g^j,$$

where  $\beta \stackrel{\text{def}}{=} 1/(1 + \lambda h)$ .

**Lemma 2** (Proximal Lazy Updates with  $\ell_1$ -Regularizer). *Assume that  $R(x) = \lambda \|x\|_1$  with  $\lambda > 0$ . Let us define  $M$  and  $m$  as follows,*

$$M = [\lambda + g^j]h, \quad m = -[\lambda - g^j]h,$$

and let  $[\cdot]_+ \stackrel{\text{def}}{=} \max\{\cdot, 0\}$ . Then the value of  $\text{prox}_j^\tau [y, g, R, h]$  can be expressed based on one of the 3 situations described below:

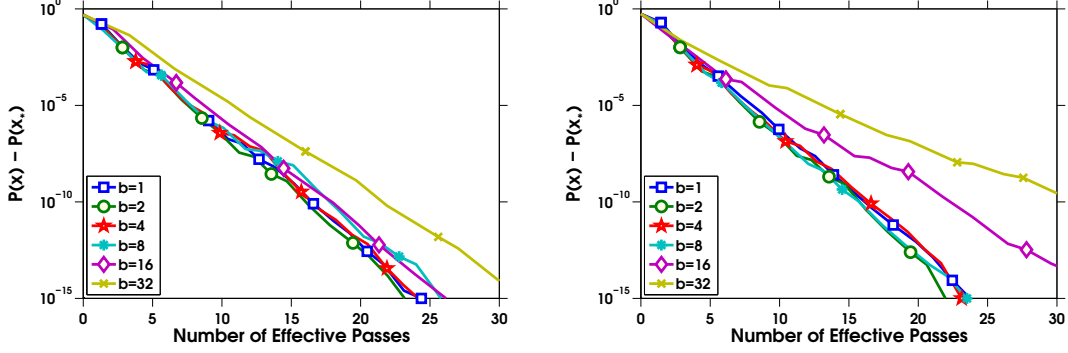


Fig. 2: Comparison of mS2GD with different mini-batch sizes on *rcv1* (left) and *astro-ph* (right).

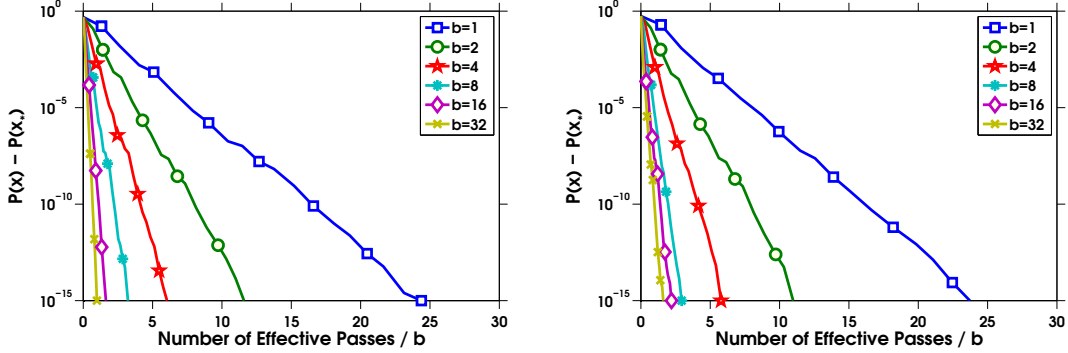


Fig. 3: Parallelism speedup for *rcv1* (left) and *astro-ph* (right) in theory (unachievable in practice).

1) If  $g^j \geq \lambda$ , then by letting  $p \stackrel{\text{def}}{=} \lfloor \frac{y^j}{M} \rfloor$ , the operator can be defined as

$$\begin{aligned} \text{prox}_j^\tau[y, g, R, h] & \\ &= \begin{cases} y^j - \tau M, & \text{if } p \geq \tau, \\ \min\{y^j - [p]_+ M, m\} - (\tau - [p]_+)m, & \text{if } p < \tau. \end{cases} \end{aligned}$$

2) If  $-\lambda < g^j < \lambda$ , then the operator can be defined as

$$\text{prox}_j^\tau[y, g, R, h] = \begin{cases} \max\{y^j - \tau M, 0\}, & \text{if } y^j \geq 0, \\ \min\{y^j - \tau m, 0\}, & \text{if } y^j < 0. \end{cases}$$

3) If  $g^j \leq -\lambda$ , then by letting  $q \stackrel{\text{def}}{=} \lfloor \frac{y^j}{m} \rfloor$ , the operator can be defined as

$$\begin{aligned} \text{prox}_j^\tau[y, g, R, h] & \\ &= \begin{cases} y^j - \tau m, & \text{if } q \geq \tau, \\ \max\{y^j - [q]_+ m, M\} - (\tau - [q]_+)M, & \text{if } q < \tau. \end{cases} \end{aligned}$$

The proofs of Lemmas 1 and 2 are available in APPENDIX C.

*Remark:* Upon completion of the paper, we learned that similar ideas of lazy updates were proposed in [40] and [41] for online learning and multinomial logistic regression, respectively. However, our method can be seen as a more general result applied to a stochastic gradient method and its variants under Assumptions 3 and 4.

## VI. EXPERIMENTS

In this section we perform numerical experiments to illustrate the properties and performance of our algorithm. In Section VI-A we study the total workload and parallelization speedup of mS2GD as a function of the mini-batch size  $b$ . In Section VI-B we compare mS2GD with several other algorithms. Finally, in Section VI-C we briefly illustrate that our method can be efficiently applied to a deblurring problem.

In Sections VI-A and VI-B we conduct experiments with  $R(x) = \frac{\lambda}{2}\|x\|^2$  and  $F$  of the form (2), where  $f_i$  is the logistic loss function:

$$f_i(x) = \log[1 + \exp(-b_i a_i^T x)]. \quad (13)$$

These functions are often used in machine learning, with  $(a_i, b_i) \in \mathbb{R}^d \times \{+1, -1\}$ ,  $i = 1, \dots, n$ , being a training dataset of example-label pairs. The resulting optimization problem (1)+(2) takes the form

$$P(x) = \frac{1}{n} \sum_{i=1}^n f_i(x) + \frac{\lambda}{2}\|x\|^2, \quad (14)$$

and is used in machine learning for binary classification. In these sections we have performed experiments on four publicly available binary classification datasets, namely *rcv1*, *news20*, *covtype*<sup>10</sup> and *astro-ph*<sup>11</sup>.

In the logistic regression problem, the Lipschitz constant of function  $\nabla f_i$  is equal to  $L_i = \|a_i\|^2/4$ . Our analysis assumes

<sup>10</sup>*rcv1*, *covtype* and *news20* are available at <http://www.csie.ntu.edu.tw/~cjlin/libsvmtools/datasets/>.

<sup>11</sup>Available at <http://users.cecs.anu.edu.au/~xzhang/data/>.

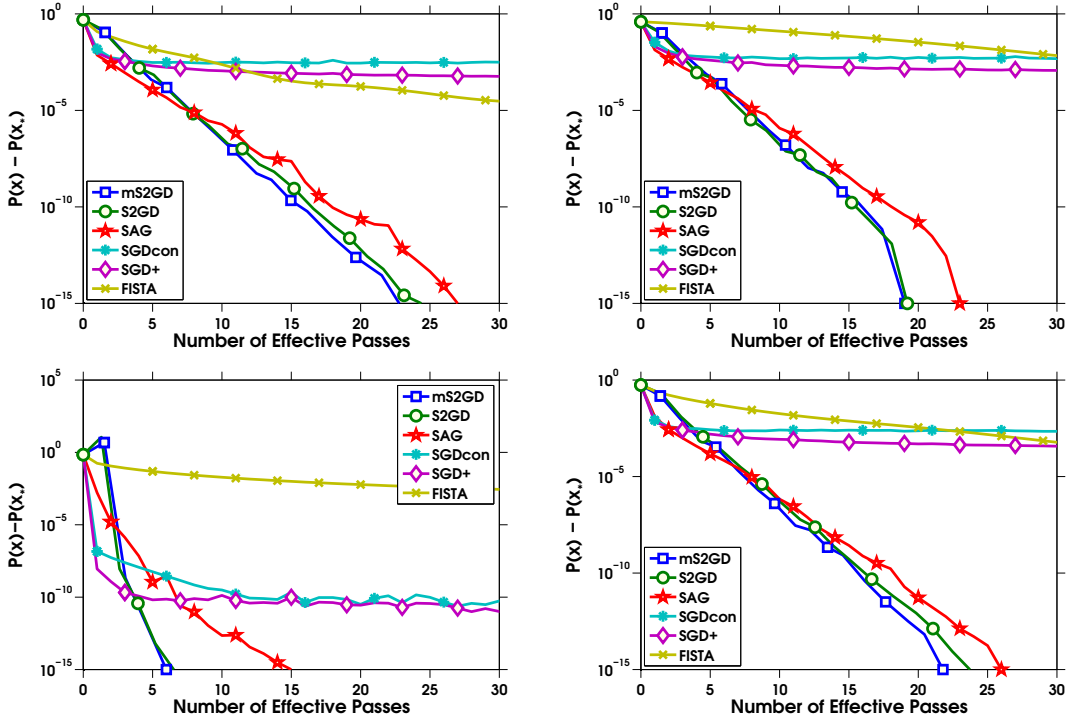


Fig. 4: Comparison of several algorithms on four datasets: *rcv1* (top left), *news20* (top right), *covtype* (bottom left) and *astro-ph* (bottom right). We have used mS2GD with  $b = 8$ .

(Assumption 1) the same constant  $L$  for all functions. Hence, we have  $L = \max_{i \in [n]} L_i$ . We set the regularization parameter  $\lambda = \frac{1}{n}$  in our experiments, resulting in the problem having the condition number  $\kappa = \frac{L}{\mu} = \mathcal{O}(n)$ . In Table I we summarize the four datasets, including the sizes  $n$ , dimensions  $d$ , their sparsity levels as a proportion of nonzero elements, and the Lipschitz constants  $L$ .

| Dataset         | $n$     | $d$       | Sparsity | $L$    |
|-----------------|---------|-----------|----------|--------|
| <i>rcv1</i>     | 20,242  | 47,236    | 0.1568%  | 0.2500 |
| <i>news20</i>   | 19,996  | 1,355,191 | 0.0336%  | 0.2500 |
| <i>covtype</i>  | 581,012 | 54        | 22.1212% | 1.9040 |
| <i>astro-ph</i> | 62,369  | 99,757    | 0.0767%  | 0.2500 |

TABLE I: Summary of datasets used for experiments.

#### A. Speedup of mS2GD

Mini-batches allow mS2GD to be accelerated on a computer with a parallel processor. In Section IV-D, we have shown in that up to some threshold mini-batch size, the total workload of mS2GD remains unchanged. Figure 2 compares the best performance of mS2GD used with various mini-batch sizes on datasets *rcv1* and *astro-ph*. An effective pass (through the data) corresponds to  $n$  units of work. Hence, the evaluation of a gradient of  $F$  counts as one effective pass. In both cases, by increasing the mini-batch size to  $b = 2, 4, 8$ , the performance of mS2GD is the same or better than that of S2GD ( $b = 1$ ) without any parallelism.

Although for larger mini-batch sizes mS2GD would be obviously worse, the results are still promising with parallelism. In Figure 3, we show the ideal speedup—one that would be

achievable if we could always evaluate the  $b$  gradients in parallel in exactly the same amount of time as it would take to evaluate a single gradient.<sup>12</sup>

#### B. mS2GD vs other algorithms

In this part, we implemented the following algorithms to conduct a numerical comparison:

- 1) **SGDcon**: Proximal stochastic gradient descent method with a constant step-size which gave the best performance in hindsight.
- 2) **SGD+**: Proximal stochastic gradient descent with variable step-size  $h = h_0/(k+1)$ , where  $k$  is the number of effective passes, and  $h_0$  is some initial constant step-size.
- 3) **FISTA**: Fast iterative shrinkage-thresholding algorithm proposed in [2].
- 4) **SAG**: Proximal version of the stochastic average gradient algorithm [4]. Instead of using  $h = 1/16L$ , which is analyzed in the reference, we used a constant step size.
- 5) **S2GD**: Semi-stochastic gradient descent method proposed in [7]. We applied proximal setting to the algorithm and used a constant stepsize.
- 6) **mS2GD**: mS2GD with mini-batch size  $b = 8$ . Although a safe step-size is given in our theoretical analyses in Theorem 1, we ignored the bound, and used a constant step size.

In all cases, unless otherwise stated, we have used the best constant stepsizes in hindsight.

Figure 4 demonstrates the superiority of mS2GD over other algorithms in the test pool on the four datasets described

<sup>12</sup>In practice, it is impossible to ensure that the times of evaluating different component gradients are the same.



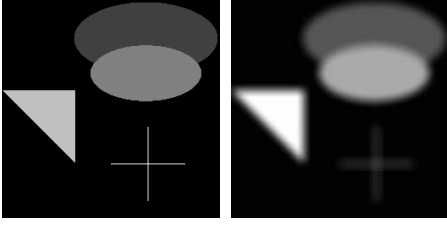


Fig. 5: Original (left) and blurred & noisy (right) test image.

above. For mS2GD, the best choices of parameters with  $b = 8$  are given in Table II.

| Parameter | <i>rcv1</i> | <i>news20</i> | <i>covtype</i> | <i>astro-ph</i> |
|-----------|-------------|---------------|----------------|-----------------|
| $m$       | $0.11n$     | $0.10n$       | $0.07n$        | $0.08n$         |
| $h$       | $5.5/L$     | $6/L$         | $350/L$        | $6.5/L$         |

TABLE II: Best choices of parameters in mS2GD.

### C. Image deblurring

In this section we utilize the Regularization Toolbox [42]<sup>13</sup> We use the *blur* function available therein to obtain the original image and generate a blurred image (we choose following values of parameters for blur function:  $N = 256$ , band=9, sigma=10). The purpose of the blur function is to generate a test problem with an atmospheric turbulence blur. In addition, an additive Gaussian white noise with stand deviation of  $10^{-3}$  is added to the blurred image. This forms our testing image as a vector  $b$ . The image dimension of the test image is  $256 \times 256$ , which means that  $n = d = 65,536$ . We would not expect our method to work particularly well on this problem since mS2GD works best when  $d \ll n$ . However, as we shall see, the method's performance is on a par with the performance of the best methods in our test pool.

Our goal is to reconstruct (de-blur) the original image  $x$  by solving a LASSO problem:  $\min_x \|Ax - b\|_2^2 + \lambda \|x\|_1$ . We have chosen  $\lambda = 10^{-4}$ . In our implementation, we normalized the objective function by  $n$ , and hence our objective value being optimized is in fact  $\min_x \frac{1}{n} \|Ax - b\|_2^2 + \lambda \|x\|_1$ , where  $\lambda = \frac{10^{-4}}{n}$ , similarly as was done in [2].

Figure (5) shows the original test image (left) and a blurred image with added Gaussian noise (right). Figure 6 compares the mS2GD algorithm with SGD+, S2GD and FISTA. We run all algorithms for 100 epochs and plot the error. The plot suggests that SGD+ decreases the objective function very rapidly at beginning, but slows down after 10-20 epochs.

Finally, Fig. 7 shows the reconstructed image after  $T = 20, 60, 100$  epochs.

## VII. CONCLUSION

We have proposed mS2GD—a mini-batch semi-stochastic gradient method—for minimizing a strongly convex composite function. Such optimization problems arise frequently in

<sup>13</sup>Regularization Toolbox available for Matlab can be obtained from <http://www.imm.dtu.dk/~pcha/Regutools/>.

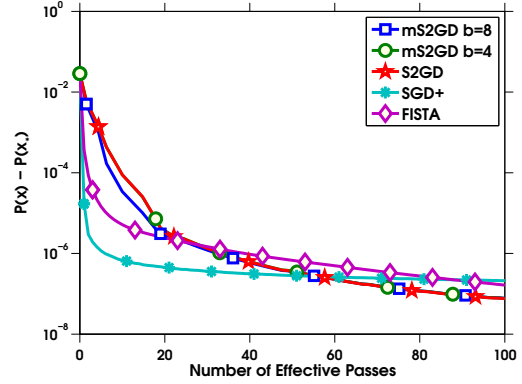


Fig. 6: Comparison of several algorithms for the de-blurring problem.

inverse problems in signal processing and statistics. Similarly to SAG, SVRG, SDCA and S2GD, our algorithm also outperforms existing deterministic method such as ISTA and FISTA. Moreover, we have shown that the method is by design amenable to a simple parallel implementation. Comparisons to state-of-the-art algorithms suggest that mS2GD, with a small-enough mini-batch size, is competitive in theory and faster in practice than other competing methods even without parallelism. The method can be efficiently implemented for sparse data sets.

## APPENDIX A TECHNICAL RESULTS

**Lemma 3** (Lemma 3.6 in [35]). *Let  $R$  be a closed convex function on  $\mathbb{R}^d$  and  $x, y \in \text{dom}(R)$ , then  $\|\text{prox}_R(x) - \text{prox}_R(y)\| \leq \|x - y\|$ .*

Note that contractiveness of the proximal operator is a standard result in optimization literature [43], [44].

**Lemma 4.** *Let  $\{\xi_i\}_{i=1}^n$  be vectors in  $\mathbb{R}^d$  and  $\bar{\xi} \stackrel{\text{def}}{=} \frac{1}{n} \sum_{i=1}^n \xi_i \in \mathbb{R}^d$ . Let  $\hat{S}$  be a random subset of  $[n]$  of size  $\tau$ , chosen uniformly at random from all subsets of this cardinality. Taking expectation with respect to  $\hat{S}$ , we have*

$$\mathbf{E} \left[ \left\| \frac{1}{\tau} \sum_{i \in \hat{S}} \xi_i - \bar{\xi} \right\|^2 \right] \leq \frac{1}{n\tau} \frac{n-\tau}{(n-1)} \sum_{i=1}^n \|\xi_i\|^2. \quad (15)$$

Following from the proof of Corollary 3.5 in [35], by applying Lemma 4 with  $\xi_i := \nabla f_i(y_{k,t}) - \nabla f_i(x_k)$ , we have the bound for variance as follows.

**Theorem 4** (Bounding Variance). *Let  $\alpha(b) \stackrel{\text{def}}{=} \frac{n-b}{b(n-1)}$ . Considering the definition of  $G_{k,t}$  in Algorithm 1, conditioned on  $y_{k,t}$ , we have  $\mathbf{E}[G_{k,t}] = \nabla F(y_{k,t})$  and the variance satisfies,*

$$\begin{aligned} & \mathbf{E} \left[ \|G_{k,t} - \nabla F(y_{k,t})\|^2 \right] \\ & \leq 4L\alpha(b) [P(y_{k,t}) - P(x_*) + P(x_k) - P(x_*)]. \end{aligned} \quad (16)$$




Fig. 7: Reconstruction of the test image from Figure 5 via FISTA, SGD+, S2GD and mS2GD after  $T = 20, 60, 100$  epochs (one epoch corresponds to work equivalent to the computation of one gradient.)

## APPENDIX B PROOFS

### A. Proof of Lemma 4

As in the statement of the lemma, by  $\mathbf{E}[\cdot]$  we denote expectation with respect to the random set  $\hat{S}$ . First, note that

$$\begin{aligned} \eta &\stackrel{\text{def}}{=} \mathbf{E} \left[ \left\| \frac{1}{\tau} \sum_{i \in \hat{S}} \xi_i - \bar{\xi} \right\|^2 \right] = \mathbf{E} \left[ \frac{1}{\tau^2} \left\| \sum_{i \in \hat{S}} \xi_i \right\|^2 \right] - \|\bar{\xi}\|^2 \\ &= \frac{1}{\tau^2} \mathbf{E} \left[ \sum_{i \in \hat{S}} \sum_{j \in \hat{S}} \xi_i^T \xi_j \right] - \|\bar{\xi}\|^2. \end{aligned}$$

If we let  $C \stackrel{\text{def}}{=} \|\bar{\xi}\|^2 = \frac{1}{n^2} \left( \sum_{i,j} \xi_i^T \xi_j \right)$ , we can thus write

$$\begin{aligned} \eta &= \frac{1}{\tau^2} \left( \frac{\tau(\tau-1)}{n(n-1)} \sum_{i \neq j} \xi_i^T \xi_j + \frac{\tau}{n} \sum_{i=1}^n \xi_i^T \xi_i \right) - C \\ &= \frac{1}{\tau^2} \left( \frac{\tau(\tau-1)}{n(n-1)} \sum_{i,j} \xi_i^T \xi_j + \left( \frac{\tau}{n} - \frac{\tau(\tau-1)}{n(n-1)} \right) \sum_{i=1}^n \xi_i^T \xi_i \right) - C \\ &= \frac{1}{n\tau} \left[ - \left( -\frac{\tau-1}{n-1} + \frac{\tau}{n} \right) \sum_{i,j} \xi_i^T \xi_j + \frac{n-\tau}{n-1} \sum_{i=1}^n \xi_i^T \xi_i \right] \\ &= \frac{1}{n\tau} \frac{n-\tau}{(n-1)} \left[ \sum_{i=1}^n \xi_i^T \xi_i - \frac{1}{n} \sum_{i,j} \xi_i^T \xi_j \right] \leq \frac{1}{n\tau} \frac{n-\tau}{(n-1)} \sum_{i=1}^n \|\xi_i\|^2, \end{aligned}$$

where in the last step we have used the bound  $\frac{1}{n} \sum_{i,j} \xi_i^T \xi_j = n \left\| \sum_{i=1}^n \frac{1}{n} \xi_i \right\|^2 \geq 0$ .

### B. Proof of Theorem 1

The proof is following the steps in [35]. For convenience, let us define the stochastic gradient mapping

$$d_{k,t} = \frac{1}{h} (y_{k,t} - y_{k,t+1}) = \frac{1}{h} (y_{k,t} - \text{prox}_{hR}(y_{k,t} - hG_{k,t})),$$

then the iterate update can be written as  $y_{k,t+1} = y_{k,t} - hd_{k,t}$ .

Let us estimate the change of  $\|y_{k,t+1} - x_*\|$ . It holds that

$$\begin{aligned} \|y_{k,t+1} - x_*\|^2 &= \|y_{k,t} - hd_{k,t} - x_*\|^2 \\ &= \|y_{k,t} - x_*\|^2 - 2hd_{k,t}^T (y_{k,t} - x_*) + h^2 \|d_{k,t}\|^2. \end{aligned} \quad (17)$$

Applying Lemma 3.7 in [35] (this is why we need to assume that  $h \leq 1/L$ ) with  $x = y_{k,t}$ ,  $v = G_{k,t}$ ,  $x^+ = y_{k,t+1}$ ,  $g = d_{k,t}$ ,  $y = x_*$  and  $\Delta = \Delta_{k,t} = G_{k,t} - \nabla F(y_{k,t})$ , we get

$$\begin{aligned} -d_{k,t}^T (y_{k,t} - x_*) + \frac{h}{2} \|d_{k,t}\|^2 &\leq P(x_*) - P(y_{k,t+1}) \\ -\frac{\mu_F}{2} \|y_{k,t} - x_*\|^2 - \frac{\mu_R}{2} \|y_{k,t+1} - x_*\|^2 - \Delta_{k,t}^T (y_{k,t+1} - x_*) & \quad (18) \end{aligned}$$

and therefore,

$$\begin{aligned} \|y_{k,t+1} - x_*\|^2 &\stackrel{(17),(18)}{\leq} 2h (P(x_*) - P(y_{k,t+1})) \\ &\quad - \Delta_{k,t}^T (y_{k,t+1} - x_*) + \|y_{k,t} - x_*\|^2 \\ &= \|y_{k,t} - x_*\|^2 - 2h \Delta_{k,t}^T (y_{k,t+1} - x_*) \\ &\quad - 2h [P(y_{k,t+1}) - P(x_*)]. \end{aligned} \quad (19)$$

In order to bound  $-\Delta_{k,t}^T (y_{k,t+1} - x_*)$ , let us define the proximal full gradient update as<sup>14</sup>  $\bar{y}_{k,t+1} = \text{prox}_{hR}(y_{k,t} - h\nabla F(y_{k,t}))$ . We get

$$\begin{aligned} &-\Delta_{k,t}^T (y_{k,t+1} - x_*) \\ &= -\Delta_{k,t}^T (y_{k,t+1} - \bar{y}_{k,t+1}) - \Delta_{k,t}^T (\bar{y}_{k,t+1} - x_*) \\ &= -\Delta_{k,t}^T (\bar{y}_{k,t+1} - x_*) - \Delta_{k,t}^T [\text{prox}_{hR}(y_{k,t} - hG_{k,t}) \\ &\quad - \text{prox}_{hR}(y_{k,t-1} - h\nabla F(y_{k,t-1}))] \end{aligned}$$

Using Cauchy-Schwarz and Lemma 3, we conclude that

<sup>14</sup>Note that this quantity is never computed during the algorithm. We can use it in the analysis nevertheless.

$$\begin{aligned}
& -\Delta_{k,t}^T(y_{k,t+1} - x_*) \\
& \leq \|\Delta_{k,t}\| \|(y_{k,t} - hG_{k,t}) - (y_{k,t} - h\nabla F(y_{k,t}))\| \\
& \quad - \Delta_{k,t}^T(\bar{y}_{k,t+1} - x_*), \\
& = h\|\Delta_{k,t}\|^2 - \Delta_{k,t}^T(\bar{y}_{k,t+1} - x_*). \tag{20}
\end{aligned}$$

Further, we obtain  $\|y_{k,t+1} - x_*\|^2 \stackrel{(20),(19)}{\leq} \|y_{k,t} - x_*\|^2 + 2h \left( h\|\Delta_{k,t}\|^2 - \Delta_{k,t}^T(\bar{y}_{k,t+1} - x_*) - [P(y_{k,t+1}) - P(x_*)] \right)$ . By taking expectation, conditioned on  $y_{k,t}$ <sup>15</sup> we obtain

$$\begin{aligned}
& \mathbf{E}[\|y_{k,t+1} - x_*\|^2] \stackrel{(20),(19)}{\leq} \|y_{k,t} - x_*\|^2 \\
& + 2h \left( h \mathbf{E}[\|\Delta_{k,t}\|^2] - \mathbf{E}[P(y_{k,t+1}) - P(x_*)] \right), \tag{21}
\end{aligned}$$

where we have used that  $\mathbf{E}[\Delta_{k,t}] = \mathbf{E}[G_{k,t}] - \nabla F(y_{k,t}) = 0$  and hence  $\mathbf{E}[-\Delta_{k,t}^T(\bar{y}_{k,t+1} - x_*)] = 0$ <sup>16</sup>. Now, if we substitute (16) into (21) and decrease index  $t$  by 1, we obtain

$$\begin{aligned}
& \mathbf{E}[\|y_{k,t} - x_*\|^2] \stackrel{(20),(19)}{\leq} \|y_{k,t-1} - x_*\|^2 \\
& + \theta [P(y_{k,t-1}) - P(x_*) + P(x_k) - P(x_*)] \\
& - 2h \mathbf{E}[P(y_{k,t}) - P(x_*)], \tag{22}
\end{aligned}$$

where

$$\theta \stackrel{\text{def}}{=} 8Lh^2\alpha(b) \tag{23}$$

and  $\alpha(b) = \frac{n-b}{b(n-1)}$ . Note that (22) is equivalent to

$$\begin{aligned}
& \mathbf{E}[\|y_{k,t} - x_*\|^2] + 2h(\mathbf{E}[P(y_{k,t}) - P(x_*)]) \\
& \leq \|y_{k,t-1} - x_*\|^2 \\
& + \theta (P(y_{k,t-1}) - P(x_*) + P(x_k) - P(x_*)). \tag{24}
\end{aligned}$$

Now, by the definition of  $x_k$  in Algorithm 1 we have that

$$\mathbf{E}[P(x_{k+1})] = \frac{1}{m} \sum_{t=1}^m \mathbf{E}[P(y_{k,t})]. \tag{25}$$

By summing (24) for  $1 \leq t \leq m$ , we get on the left hand side

$$LHS = \sum_{t=1}^m \mathbf{E}[\|y_{k,t} - x_*\|^2] + 2h \mathbf{E}[P(y_{k,t}) - P(x_*)] \tag{26}$$

and for the right hand side we have:

$$\begin{aligned}
RHS & = \sum_{t=1}^m \left\{ \mathbf{E} \|y_{k,t-1} - x_*\|^2 + \right. \\
& \quad \left. \theta \mathbf{E}[P(y_{k,t-1}) - P(x_*) + P(x_k) - P(x_*)] \right\} \\
& \leq \sum_{t=0}^{m-1} \mathbf{E} \|y_{k,t} - x_*\|^2 + \theta \sum_{t=0}^m \mathbf{E}[P(y_{k,t}) - P(x_*)] \\
& \quad + \theta \mathbf{E}[P(x_k) - P(x_*)]m. \tag{27}
\end{aligned}$$

Combining (26) and (27) and using the fact that  $LHS \leq RHS$ , we have

$$\begin{aligned}
& \mathbf{E}[\|y_{k,m} - x_*\|^2] + 2h \sum_{t=1}^m \mathbf{E}[P(y_{k,t}) - P(x_*)] \\
& \leq \mathbf{E} \|y_{k,0} - x_*\|^2 + \theta \mathbf{E}[P(x_k) - P(x_*)]m \\
& + \theta \sum_{t=1}^m \mathbf{E}[P(y_{k,t}) - P(x_*)] + \theta \mathbf{E}[P(y_{k,0}) - P(x_*)].
\end{aligned}$$

Now, using (25), we obtain

$$\begin{aligned}
& \mathbf{E}[\|y_{k,m} - x_*\|^2] + 2hm \mathbf{E}[P(x_{k+1}) - P(x_*)] \\
& \leq \mathbf{E} \|y_{k,0} - x_*\|^2 + \theta m \mathbf{E}[P(x_k) - P(x_*)] \\
& + \theta m \mathbf{E}[P(x_{k+1}) - P(x_*)] + \theta \mathbf{E}[P(y_{k,0}) - P(x_*)]. \tag{28}
\end{aligned}$$

Strong convexity (7) and optimality of  $x_*$  imply that  $0 \in \partial P(x_*)$ , and hence for all  $x \in \mathbb{R}^d$  we have

$$\|x - x_*\|^2 \leq \frac{2}{\mu} [P(x) - P(x_*)]. \tag{29}$$

Since  $\mathbf{E} \|y_{k,m} - x_*\|^2 \geq 0$  and  $y_{k,0} = x_k$ , by combining (29) and (28) we get

$$\begin{aligned}
& m(2h - \theta) \mathbf{E}[P(x_{k+1}) - P(x_*)] \\
& \leq (P(x_k) - P(x_*)) \left( \frac{2}{\mu} + \theta(m+1) \right).
\end{aligned}$$

Notice that in view of our assumption on  $h$  and (23), we have  $2h > \theta$ , and hence

$$\mathbf{E}[P(x_{k+1}) - P(x_*)] \leq \rho [P(x_k) - P(x_*)],$$

where  $\rho = \frac{2}{m\mu(2h-\theta)} + \frac{\theta(m+1)}{m(2h-\theta)}$ . Applying the above linear convergence relation recursively with chained expectations, we finally obtain  $\mathbf{E}[P(x_k) - P(x_*)] \leq \rho^k [P(x_0) - P(x_*)]$ .

### C. Proof of Theorem 2

Clearly, if we choose some value of  $h$  then the value of  $m$  will be determined from (8) (i.e. we need to choose  $m$  such that we will get desired rate). Therefore,  $m$  as a function of  $h$  obtained from (8) is

$$m(h) = \frac{1+4\alpha(b)h^2L\mu}{h\mu(\rho-4\alpha(b)hL(\rho+1))}. \tag{30}$$

Now, we can observe that the nominator is always positive and the denominator is positive only if  $\rho > 4\alpha(b)hL(\rho+1)$ , which implies  $\frac{1}{4\alpha(b)L} \cdot \frac{\rho}{\rho+1} > h$  (note that  $\frac{\rho}{\rho+1} \in [0, \frac{1}{2}]$ ). Observe that this condition is stronger than the one in the assumption of Theorem 1. It is easy to verify that

$$\lim_{h \searrow 0} m(h) = +\infty, \quad \lim_{h \nearrow \frac{1}{4\alpha(b)L} \cdot \frac{\rho}{\rho+1}} m(h) = +\infty.$$

Also note that  $m(h)$  is differentiable (and continuous) at any  $h \in (0, \frac{1}{4\alpha(b)L} \cdot \frac{\rho}{\rho+1}) =: I_h$ . The derivative of  $m$  is given by  $m'(h) = \frac{-\rho+4\alpha(b)hL(2+(2+h\mu)\rho)}{h^2\mu(\rho-4\alpha(b)hL(1+\rho))^2}$ . Observe that  $m'(h)$  is defined and continuous for any  $h \in I_h$ . Therefore there have to be some stationary points (and in case that there is just on  $I_h$ ) it will be the global minimum on  $I_h$ . The FOC gives

$$\begin{aligned}
\tilde{h}b & = \frac{-2\alpha(b)L(1+\rho) + \sqrt{\alpha(b)L(\mu\rho^2 + 4\alpha(b)L(1+\rho)^2)}}{2\alpha(b)L\mu\rho} \\
& = \sqrt{\frac{1}{4\alpha(b)L\mu} + \frac{(1+\rho)^2}{\mu^2\rho^2}} - \frac{1+\rho}{\mu\rho}. \tag{31}
\end{aligned}$$

<sup>15</sup>For simplicity, we omit the  $\mathbf{E}[\cdot | y_{k,t}]$  notation in further analysis

<sup>16</sup> $\bar{y}_{k,t+1}$  is constant, conditioned on  $y_{k,t}$

If this  $\tilde{h}^b \in I_h$  and also  $\tilde{h}^b \leq \frac{1}{L}$  then this is the optimal choice and plugging (31) into (30) gives us (9).

a) *Claim #1*: It always holds that  $\tilde{h}^b \in I_h$ . We just need to verify that

$$\sqrt{\frac{1}{4\alpha(b)L\mu} + \frac{(1+\rho)^2}{\mu^2\rho^2}} - \frac{1+\rho}{\mu\rho} < \frac{1}{4\alpha(b)L} \cdot \frac{\rho}{\rho+1},$$

which is equivalent to  $\mu\rho^2 + 4\alpha(b)L(1+\rho)^2 > 2(1+\rho)\sqrt{\alpha(b)L(\mu\rho^2 + 4\alpha(b)L(1+\rho)^2)}$ . Because both sides are positive, we can square them to obtain the equivalent condition

$$\mu\rho^2(\mu\rho^2 + 4\alpha(b)L(1+\rho)^2) > 0.$$

b) *Claim #2*: If  $\tilde{h}^b > \frac{1}{L}$  then  $h_*^b = \frac{1}{L}$ . The only detail which needs to be verified is that the denominator of (10) is positive (or equivalently we want to show that  $\rho > 4\alpha(b)(1+\rho)$ ). To see that, we need to realize that in that case we have  $\frac{1}{L} \leq \tilde{h}^b \leq \frac{1}{4\alpha(b)L} \cdot \frac{\rho}{\rho+1}$ , which implies that  $4\alpha(b)(1+\rho) < \rho$ .

### D. Proof of Corollary 3

By substituting definition of  $\tilde{h}^b$  in Theorem 2, we get

$$\tilde{h}^b < \frac{1}{L} \iff b < b_0 \stackrel{\text{def}}{=} \frac{8\rho n\kappa + 8n\kappa + 4\rho n}{\rho n\kappa + (7\rho + 8)\kappa + 4\rho}, \quad (32)$$

where  $\kappa = L/\mu$ . Hence, it follows that if  $b < [b_0]$ , then  $h^b = \tilde{h}^b$  and  $m^b$  is defined in (9); otherwise,  $h^b = \frac{1}{L}$  and  $m^b$  is defined in (10). Let  $e$  be the base of the natural logarithm. By selecting  $b_0 = \frac{8n\kappa + 8e n\kappa + 4n}{n\kappa + (7+8e)\kappa + 4}$ , choosing mini-batch size  $b < [b_0]$ , and running the inner loop of mS2GD for

$$m_b = \left\lceil 8e\alpha(b)\kappa \left( e + 1 + \sqrt{\frac{1}{4\alpha(b)\kappa} + (1+e)^2} \right) \right\rceil \quad (33)$$

iterations with constant stepsize

$$h^b = \sqrt{\left(\frac{1+e}{\mu}\right)^2 + \frac{1}{4\mu\alpha(b)L}} - \frac{1+e}{\mu}, \quad (34)$$

we can achieve a convergence rate

$$\rho \stackrel{(8)}{=} \frac{1}{m_b h^b \mu (1 - 4h^b L \alpha(b))} + \frac{4h^b L \alpha(b) (m_b + 1)}{m_b (1 - 4h^b L \alpha(b))} \stackrel{(33),(34)}{=} \frac{1}{e}. \quad (35)$$

Since  $k = \lceil \log(1/\epsilon) \rceil \geq \log(1/\epsilon)$  if and only if  $e^k \geq 1/\epsilon$  if and only if  $e^{-k} \leq \epsilon$ , we can conclude that  $\rho^k \stackrel{(35)}{=} (e^{-1})^k = e^{-k} \leq \epsilon$ . Therefore, running mS2GD for  $k$  outer iterations achieves  $\epsilon$ -accuracy solution defined in (3). Moreover, since in general  $\kappa \gg e, n \gg e$ , it can be concluded that

$$b_0 \stackrel{(32)}{=} \frac{8(1+e)n\kappa + 4n}{n\kappa + (7+8e)\kappa + 4} \approx 8(e+1) \approx 29.75,$$

then with the definition  $\alpha(b) = \frac{(n-b)}{b(n-1)}$ , we derive

$$\begin{aligned} m_b &\stackrel{(33)}{=} \left\lceil 8e\kappa \frac{(n-b)}{(n-1)} \left( e + 1 + \sqrt{\frac{1}{4\alpha(b)\kappa} + (1+e)^2} \right) \right\rceil \\ &\stackrel{1 \leq b < 30}{\leq} \left\lceil 8e\kappa \left( (e+1) + \sqrt{\frac{b}{4\kappa} + (1+e)^2} \right) \right\rceil = \mathcal{O}(\kappa), \end{aligned}$$

so from (11), the total complexity can be translated to  $\mathcal{O}((n+\kappa)\log(1/\epsilon))$ . This result shows that we can reach efficient speedup by mini-batching as long as the mini-batch size is smaller than some threshold  $b_0 \approx 29.75$ , which finishes the proof for Corollary 3.

## APPENDIX C

### PROXIMAL LAZY UPDATES FOR $\ell_1$ AND $\ell_2$ -REGULARIZERS

#### A. Proof of Lemma 1

For any  $s \in \{1, 2, \dots, \tau\}$  we have  $\tilde{y}_s = \text{prox}_{hR}(\tilde{y}_{s-1} - hg) = \beta(\tilde{y}_{s-1} - hg)$ , where  $\beta \stackrel{\text{def}}{=} 1/(1+\lambda h)$ . Therefore,

$$\tilde{y}_\tau = \beta^\tau \tilde{y}_0 - h \left( \sum_{j=1}^{\tau} \beta^j \right) g = \beta^\tau y - \frac{h\beta}{1-\beta} [1 - \beta^\tau] g.$$

#### B. Proof of Lemma 2

*Proof.* For any  $s \in \{1, 2, \dots, \tau\}$  and  $j \in \{1, 2, \dots, d\}$ ,

$$\begin{aligned} \tilde{y}_s^j &= \arg \min_{x \in \mathbb{R}} \frac{1}{2} (x - \tilde{y}_{s-1}^j + hg^j)^2 + \lambda h |x| \\ &= \begin{cases} \tilde{y}_{s-1}^j - (\lambda + g^j)h, & \text{if } \tilde{y}_{s-1}^j > (\lambda + g^j)h, \\ \tilde{y}_{s-1}^j + (\lambda - g^j)h, & \text{if } \tilde{y}_{s-1}^j < -(\lambda - g^j)h, \\ 0, & \text{otherwise,} \end{cases} \\ &= \begin{cases} \tilde{y}_{s-1}^j - M, & \text{if } \tilde{y}_{s-1}^j > M, \\ \tilde{y}_{s-1}^j - m, & \text{if } \tilde{y}_{s-1}^j < m, \\ 0, & \text{otherwise.} \end{cases} \end{aligned}$$

where  $M \stackrel{\text{def}}{=} (\lambda + g^j)h$ ,  $m \stackrel{\text{def}}{=} -(\lambda - g^j)h$  and  $M - m = 2\lambda h > 0$ . Now, we will distinguish several cases based on  $g^j$ :

(1) When  $g^j \geq \lambda$ , then  $M > m = -(\lambda - g^j)h \geq 0$ , thus by letting  $p = \lfloor \frac{y^j}{M} \rfloor$ , we have that: if  $y^j < m$ , then  $\tilde{y}_\tau^j = y^j - \tau m$ ; if  $m \leq y^j < M$ , then  $\tilde{y}_\tau^j = -(\tau - 1)m$ ; and if  $y^j \geq M$ , then

$$\begin{aligned} \tilde{y}_\tau^j &= \begin{cases} y^j - \tau M, & \text{if } \tau \leq p, \\ y^j - pM - (\tau - p)m, & \text{if } \tau > p \text{ \& } y^j - pM < m, \\ -(\tau - p - 1)m, & \text{if } \tau > p \text{ \& } y^j - pM \geq m, \end{cases} \\ &= \begin{cases} y^j - \tau M, & \text{if } \tau \leq p, \\ \min\{y^j - pM, m\} - (\tau - p)m, & \text{if } \tau > p. \end{cases} \end{aligned}$$

(2) When  $-\lambda < g^j < \lambda$ , then  $M = (\lambda + g^j)h > 0, m = -(\lambda - g^j)h < 0$ , thus we have that

$$\tilde{y}_\tau^j = \begin{cases} \max\{y^j - \tau M, 0\}, & \text{if } y^j \geq 0, \\ \min\{y^j - \tau m, 0\}, & \text{if } y^j < 0. \end{cases}$$

(3) When  $g^j \leq -\lambda$ , then  $m < M = (\lambda + g^j)h \leq 0$ , thus by letting  $q = \lfloor \frac{y^j}{m} \rfloor$ , we have that: if  $y^j \leq m$ , then

$$\begin{aligned} \tilde{y}_\tau^j &= \begin{cases} y^j - \tau m, & \text{if } \tau \leq q, \\ y^j - pm - (\tau - q)M, & \text{if } \tau > q \text{ \& } y^j - qm > M, \\ -(\tau - q - 1)M, & \text{if } \tau > q \text{ \& } y^j - qm \leq M, \end{cases} \\ &= \begin{cases} y^j - \tau m, & \text{if } \tau \leq q, \\ \max\{y^j - qm, M\} - (\tau - q)M, & \text{if } \tau > q; \end{cases} \end{aligned}$$

if  $m < y^j \leq M$ , then  $\tilde{y}_\tau^j = -(\tau - 1)M$ ; if  $y^j > M$ , then  $\tilde{y}_\tau^j = y^j - \tau M$ .

Now, we will perform a few simplifications: Case (1). When  $y^j < m$ , we can conclude that  $\tilde{y}_\tau^j = \min\{y^j, m\} - \tau m$ . Moreover, since the following equivalences hold if  $g^j \geq \lambda$ :

$y^j \geq M \Leftrightarrow \frac{y^j}{M} \geq 1 \Leftrightarrow p \geq 1$ , and  $y^j < M \Leftrightarrow \frac{y^j}{M} < 1 \Leftrightarrow p \leq 0$ , the situation simplifies to

$$\tilde{y}_\tau^j = \begin{cases} y^j - \tau M, & \text{if } p \geq \tau, \\ \min\{y^j - pM, m\} - (\tau - p)m, & \text{if } 1 \leq p < \tau, \\ \min\{y^j, m\} - \tau m, & \text{if } p \leq 0, \end{cases}$$

$$= \begin{cases} y^j - \tau M, & \text{if } p \geq \tau, \\ \min\{y^j - [p]_+ M, m\} - (\tau - [p]_+)m, & \text{if } p < \tau, \end{cases}$$

where  $[\cdot]_+ \stackrel{\text{def}}{=} \max\{\cdot, 0\}$ . For Case (3), when  $y^j > m$ , we can conclude that  $\tilde{y}_\tau^j = \max\{y^j, M\} - \tau M$ , and in addition, the following equivalences hold when  $g^j \leq -\lambda$ :

$$y^j \leq m \Leftrightarrow \frac{y^j}{m} \geq 1 \Leftrightarrow q \geq 1,$$

$$y^j > m \Leftrightarrow \frac{y^j}{m} < 1 \Leftrightarrow q \leq 0,$$

which summarizes the situation as follows:

$$\tilde{y}_\tau^j = \begin{cases} y^j - \tau m, & \text{if } q \geq \tau, \\ \max\{y^j - qm, M\} - (\tau - q)M, & \text{if } 1 \leq q < \tau, \\ \max\{y^j, M\} - \tau M, & \text{if } q \leq 0, \end{cases}$$

$$= \begin{cases} y^j - \tau m, & \text{if } q \geq \tau, \\ \max\{y^j - [q]_+ m, M\} - (\tau - [q]_+)M, & \text{if } q < \tau. \end{cases} \quad \square$$

## REFERENCES

- [1] Y. Nesterov, "Gradient methods for minimizing composite objective function," *CORE Discussion Papers*, 2007.
- [2] A. Beck and M. Teboulle, "A fast iterative shrinkage-thresholding algorithm for linear inverse problems," *SIAM J. Imaging Sciences*, vol. 2, no. 1, pp. 183–202, 2009.
- [3] H. Robbins and S. Monro, "A stochastic approximation method," *The Annals of Mathematical Statistics*, vol. 22, no. 3, pp. 400–407, 1951.
- [4] N. Le Roux, M. Schmidt, and F. Bach, "A stochastic gradient method with an exponential convergence rate for finite training sets," *NIPS*, pp. 2672–2680, 2012.
- [5] S. Shalev-Shwartz and T. Zhang, "Stochastic dual coordinate ascent methods for regularized loss," *JMLR*, vol. 14, no. 1, pp. 567–599, 2013.
- [6] R. Johnson and T. Zhang, "Accelerating stochastic gradient descent using predictive variance reduction," *NIPS*, pp. 315–323, 2013.
- [7] J. Konečný and P. Richtárik, "Semi-stochastic gradient descent methods," *arXiv:1312.1666*, 2013.
- [8] Y. Nesterov, "Efficiency of coordinate descent methods on huge-scale optimization problems," *SIAM J. Optimization*, vol. 22, pp. 341–362, 2012.
- [9] P. Richtárik and M. Takáč, "Iteration complexity of randomized block-coordinate descent methods for minimizing a composite function," *Mathematical Programming*, vol. 144, no. 1-2, pp. 1–38, 2014.
- [10] P. Richtárik and M. Takáč, "Parallel coordinate descent methods for big data optimization," *Mathematical Programming, Series A*, pp. 1–52, 2015.
- [11] I. Necoara and A. Patrascu, "A random coordinate descent algorithm for optimization problems with composite objective function and linear coupled constraints," *Comp. Optimization and Applications*, vol. 57, no. 2, pp. 307–337, 2014.
- [12] O. Fercoq and P. Richtárik, "Accelerated, parallel and proximal coordinate descent," *arXiv:1312.5799*, 2013.
- [13] J. Mareček, P. Richtárik, and M. Takáč, "Distributed block coordinate descent for minimizing partially separable functions," *arXiv:1406.0238*, 2014.
- [14] I. Necoara and D. Clipici, "Distributed coordinate descent methods for composite minimization," *arXiv:1312.5302*, 2013.
- [15] P. Richtárik and M. Takáč, "Distributed coordinate descent method for learning with big data," *arXiv:1310.2059*, 2013.
- [16] O. Fercoq, Z. Qu, P. Richtárik, and M. Takáč, "Fast distributed coordinate descent for non-strongly convex losses," in *IEEE Workshop on Machine Learning for Signal Processing*, 2014.
- [17] Z. Qu and P. Richtárik, "Coordinate descent with arbitrary sampling I: algorithms and complexity," *arXiv:1412.8060*, 2014.
- [18] P. L. Combettes and J.-C. Pesquet, "Stochastic quasi-fejér block-coordinate fixed point iterations with random sweeping," *SIAM Journal on Optimization*, vol. 25, no. 2, pp. 1221–1248, 2015.
- [19] T. Zhang, "Solving large scale linear prediction using stochastic gradient descent algorithms," in *ICML*, 2004.
- [20] C. Ma, V. Smith, M. Jaggi, M. I. Jordan, P. Richtárik, and M. Takáč, "Adding vs. averaging in distributed primal-dual optimization," *ICML*, pp. 1973–1982, 2015.
- [21] M. Jaggi, V. Smith, M. Takáč, J. Terhorst, T. Hofmann, and M. I. Jordan, "Communication-efficient distributed dual coordinate ascent," *NIPS*, pp. 3068–3076, 2014.
- [22] M. Takáč, A. S. Bijral, P. Richtárik, and N. Srebro, "Mini-batch primal and dual methods for SVMs," *ICML*, pp. 1022–1030, 2013.
- [23] A. Nitanda, "Stochastic proximal gradient descent with acceleration techniques," *NIPS*, pp. 1574–1582, 2014.
- [24] L. Rosasco, S. Villa, and B. C. Vũ, "Convergence of stochastic proximal gradient algorithm," *arXiv:1403.5074*, 2014.
- [25] T. Strohmer and R. Vershynin, "A Randomized Kaczmarz Algorithm with Exponential Convergence," *Journal of Fourier Analysis and Applications*, vol. 15, no. 2, pp. 262–278, 2009.
- [26] D. Needell, "Randomized Kaczmarz solver for noisy linear systems," *BIT*, vol. 50, no. 2, pp. 395–403, 2010.
- [27] A. Zouzias and N. Freris, "Randomized Extended Kaczmarz for Solving Least-Squares," *arXiv preprint arXiv:1205.5770*, p. 19, 2012. [Online]. Available: <http://arxiv.org/abs/1205.5770>
- [28] A. Ma, D. Needell, A. Ramdas, and N. A. Mar, "Convergence Properties of the Randomized Extended Gauss-Seidel and Kaczmarz methods," *arXiv:1503.08235*, pp. 1–16, 2015.
- [29] P. Oswald and W. Zhou, "Convergence analysis for Kaczmarz-type methods in a Hilbert space framework," *Linear Algebra and its Applications*, vol. 478, pp. 131–161, 2015. [Online]. Available: <http://linkinghub.elsevier.com/retrieve/pii/S0024379515001925>
- [30] R. Needell, Deanna and Srebro, Nathan and Ward, "Stochastic Gradient Descent, Weighted Sampling, and the Randomized Kaczmarz Algorithm," *Mathematical Programming*, 2015.
- [31] R. M. Gower and P. Richtárik, "Randomized Iterative Methods for Linear Systems," *arXiv:1506.03296*, 2015.
- [32] D. Leventhal and A. S. Lewis, "Randomized Methods for Linear Constraints: Convergence Rates and Conditioning," p. 22, 2008. [Online]. Available: <http://arxiv.org/abs/0806.3015>
- [33] D. a. Spielman and S.-H. Teng, "Nearly-Linear Time Algorithms for Preconditioning and Solving Symmetric, Diagonally Dominant Linear Systems," vol. 35, no. 3, pp. 835–885, 2006. [Online]. Available: <http://arxiv.org/abs/cs/0607105>
- [34] Z. Qu, P. Richtárik, and T. Zhang, "Randomized dual coordinate ascent with arbitrary sampling," in *NIPS*, 2015.
- [35] L. Xiao and T. Zhang, "A proximal stochastic gradient method with progressive variance reduction," *SIAM Journal on Optimization*, vol. 24, no. 4, pp. 2057–2075, 2014.
- [36] P. L. Combettes and J.-C. Pesquet, "Proximal splitting methods in signal processing," in *Fixed-Point Algorithms for Inverse Problems in Science and Engineering*. Springer, 2011, vol. 49, pp. 185–212.
- [37] N. Parikh and S. Boyd, "Proximal algorithms," *Foundations and Trends in Optimization*, vol. 1, no. 3, pp. 127–239, 2014.
- [38] J. Konečný, J. Liu, P. Richtárik, and M. Takáč, "Mini-batch semi-stochastic gradient descent in the proximal setting," *arXiv:1504.04407*, 2015.
- [39] Y. Nesterov, *Introductory Lectures on Convex Optimization: A Basic Course*. Kluwer, Boston, 2004.
- [40] J. Langford, L. Li, and T. Zhang, "Sparse online learning via truncated gradient," *Journal of Machine Learning Research*, vol. 10, pp. 777–801, 2009.
- [41] B. Carpenter, "Lazy sparse stochastic gradient descent for regularized multinomial logistic regression," *Technical Report*, April 2008.
- [42] P. C. Hansen, "Regularization tools version 4.0 for matlab 7.3," *Numerical algorithms*, vol. 46, no. 2, pp. 189–194, 2007.
- [43] J. J. Moreau, "Fonctions convexes duales et points proximaux dans un espace hilbertien," in *Reports of the Paris Academy of Sciences*, ser. A, vol. 255, 1962, pp. 2897–2899.
- [44] R. T. Rockafellar, *Convex Analysis*. Princeton University Press, 1970.