

# A Framework of Stability Analysis for Multi-agent Systems on Any Topology Graph: Linear Systems

WANG Yong, LI Guiming

Beijing Institute of Control Engineering, Beijing 100190, P. R. China  
E-mail: wyongzju@163.com

**Abstract:** In this paper, from the structural perspective, we propose a new stability analysis approach for the consensus of linear multi-agent systems. Different from the general tools: the Laplacian matrix based method and the Lyapunov's method, this approach treats the multi-agent system as the composition of many isolated agents, and focuses on their special input and output relationship. Through transforming the construction of a graph into a standard procedure only including three basic structures, the stability analysis is recursive and independent of the specific topology. Therefore, this approach can be used for multi-agent systems on any topology graph.

**Key Words:** Multi-agent, consensus, stability analysis, cascade structure, interconnected structure.

## 1 Introduction

In this decade, the problem of coordination and control of multi-agent systems have attracted more and more attentions. Researchers study a variety of interesting problems from different angles. At first, the research subjects only involve the single-integrator and the double-integrator linear system, e.g., [1] and [2], and then extend to the high-order linear and nonlinear system, e.g., [3], [4], and [5]. The model of multi-agent systems evolves from the continuous-time system to the discrete-time system, e.g., [6]. And the topology of multi-agent systems is investigated from the simple fixed graph to the switching time-varying graph, e.g., [7] and [8]. However, there are only two methods to be widely used to analyze the consensus for almost all of above systems, i.e., the Laplacian matrix based method and the Lyapunov function based method. The first method belongs to the algebraic graph theory, which introduces the Laplacian matrix  $L_p$  to the multi-agent system. Since the Laplacian matrix  $L_p$  is better able to reflect the topology information of the multi-agent system, and its character that it has a simple zero eigenvalue with an associated eigenvector  $1_p$  and all other eigenvalues have positive real parts [1], uncovers the essence of the multi-agent system being able to achieve consensus, it is widely used in the linear multi-agent system. The second method is widely used in the nonlinear system, but it still faces the difficulty how to find a Lyapunov function candidate for the general system. Furthermore, the complex topology of multi-agent systems causes its extra difficulty. Therefore, the successful application of the Lyapunov function based method is confined to some special topology graphs, e.g., the undirected, balanced or strongly connected graphs in [9], [10], [11], [12], and [13].

It should be mentioned that above two methods have a common character, that is both of them treat the multi-agent system as a whole and consider its all details. In this sense, the com-

plex topology of multi-agent systems make it more hard to find a unified approach to design the Lyapunov function candidate for any topology graph. However, if we change the viewpoint and look at the problem from a structural perspective, a different approach can also be used to solve this problem. Based on the fact that every agent in the multi-agent system is ISS, in this paper we will propose a new consensus analysis approach for the multi-agent system on any topology graph. Compare with the old framework, this approach treats the multi-agent system as the composition of many isolated agents, ignores their internal details, and focuses on their special input and output relationship. In this way, the analysis is a recursive and constructive process. To sum up, this paper has three contributions. Firstly, we give a new consensus analysis approach for the multi-agent system. It notes that this method bases on the fact that every agent is ISS and is different from the methods in the current literatures. Secondly, this method is unified for linear and nonlinear multi-agent systems on any topology graph. In contrast, the Laplacian matrix based method is suitable for any topology graph, but is just used in linear systems. The Lyapunov function based method can be used for linear or nonlinear systems, but is too hard to find a unified Lyapunov function candidate for any topology multi-agent system. Thirdly, this approach uncovers the essence of how multi-agent systems achieving consensus from another perspective. In the present literatures, for linear systems, the consensus is able to be achieved due to the special character of eigenvalues of  $L_p$ , and for nonlinear systems, the zero points of Lyapunov function are a continuous trajectory. In this paper, we will give a structural explanation, that any topology graph with a spanning tree can be transformed into a cascade structure where the first agent converges to a constant determined by the initial value of some agents. In order easily to illustrate the main framework, this paper only investigates the single-integrator linear system, and more complex multi-agent systems, e.g., the nonlinear system, will be studied later on. Then the rest of paper is organized as follows. Section 2 briefly recalls some basic background knowledge about the graph and consensus problem in

This research is supported by the National Natural Science Foundation of China under grant 61333008 and the National Basic Research Program (973) of China under Grant 2013CB733100.

the multi-agent system. Section 3 gives an approach to construct a graph containing a spanning tree. Section 4 presents three basic structures and studies their consensus properties. Section 5 analyzes the consensus of the multi-agent system. Section 6 is the conclusion.

## 2 BACKGROUND

### 2.1 Graph Theory

Firstly, some graph terminologies and notions are introduced which can be seen in [2]. A graph is a pair  $G(V_p, E_p)$ , where  $V_p = \{v_1, \dots, v_p\}$ ,  $p \in N$  is a finite nonempty node set,  $\{v_i, v_j\}$  denotes an edge and  $E_p$  denotes the edge set of ordered pairs of nodes, called edges. If the ordered pair  $(v_i, v_j) \in E_p$ , then  $v_i$  is said to be the head (where the arrow starts) of the edge, while  $v_j$  is its tail. If, for all  $(v_i, v_j) \in E_p$ , we have  $(v_j, v_i) \in E_p$ , then the graph is said to be undirected. Otherwise, it is called the directed graph. An edge  $(v_i, v_j)$  is said to be incoming with respect to  $v_j$  and outgoing with respect to  $v_i$  and can be represented as an arrow with vertex  $v_i$  as its tail and vertex  $v_j$  as its head. A path of length  $r$  in a directed graph is a sequence  $v_0, \dots, v_r$  of  $r+1$  distinct vertices such that for every  $i \in \{0, \dots, r-1\}$ ,  $(v_i, v_{i+1})$  is an edge. A directed graph is strongly connected if any two vertices can be joined by a path. A graph is balanced, if for each  $v_i \in V$ , the in-degree equals the out-degree. Clearly every undirected graph is balanced.

Define the Laplacian matrix  $L_p = [l_{ij}] \in \mathbf{R}^{p \times p}$  as

$$l_{ii} = \sum_{j=1, j \neq i}^n a_{ij} \text{ and } l_{ij} = -a_{ij}, i \neq j$$

Note that if  $(v_i, v_j) \notin E_p$  then  $l_{ij} = -a_{ij} = 0$ . Matrix  $L_p$  satisfies  $l_{ij} < 0, i \neq j, \sum_{j=1}^n l_{ij} = 0, i = 1, \dots, p$ .

### 2.2 Consensus Problem

Consider the general multi-agent system with single-integrator dynamics given by

$$\dot{x}_i = u_i, i = 1, \dots, n. \quad (1)$$

The consensus problem of (1) can be seen as a graph problem, and the classical continuous-time consensus algorithm is

$$u_i = \sum_{j \in N_i} a_{ji}(x_j - x_i). \quad (2)$$

where  $a_{ji} > 0$ . The controller can be described with the Laplacian matrix, and the compact form is

$$\dot{x} = -L_n x. \quad (3)$$

We say that consensus is achieved when

$$\lim_{t \rightarrow \infty} \|x_i(t) - x_j(t)\| = 0.$$

Thus, the properties of the Laplacian matrix determine the behavior of (1).

Next, we will propose a new approach to analyze the consensus problem of system (1) with the protocol (2).

## 3 APPROACH TO CONSTRUCT A GRAPH CONTAINING A SPANNING TREE

In this section, we will present a standard procedure to reconstruct any topology graph with a spanning tree by the following recursive process:

### Recursive process 1.

Adding one vertex to the  $(k-1)$ -th graph  $\mathbf{G}^{k-1}$  in one of 3 basic topologies yields the  $k$ -th graph  $\mathbf{G}^k$ .

where the initial graph is a vertex, and the three basic topologies are the cascade structure, the interconnected structure and the blended structure of them given by Fig.1.

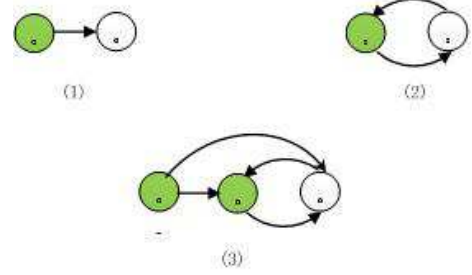


Fig. 1 (1) is the cascade structure, (2) is the interconnected structure, and (3) is the blended structure, where the shadowed circle denotes the graph, and the blank denotes the vertex.

Before presenting the procedure, we first give some notions.

$\mathbf{g} = (V, E)$  denotes a graph with  $n$  vertices, which contains a spanning tree denoted as  $\mathbf{g}_s = (V_s, E_s)$ . Since  $V_s = V$  and  $E_s \subseteq E$ , define the set of edges  $E_{\bar{s}} = \{e \in E | e \notin E_s\}$  such that  $E_{\bar{s}} \cup E_s = E$  and  $E_{\bar{s}} \cap E_s = \emptyset$ .  $\mathbf{G}^k = (V^k, E^k)$  denotes the new graph in the  $k$ -th step of the procedure, and  $\mathbf{G}_s^k = (V_s^k, E_s^k)$  denotes the associated growing-up spanning tree in the  $k$ -th step.  $E_i^{head} = \{(v_i, v_j) \in E | v_j \in G\}$  denotes a set of order edges where the common head of the edges is the vertex  $v_i$  and their tails belong to a group  $G$ , otherwise,  $E_j^{tail} = \{(v_i, v_j) \in E | v_i \in G\}$  denotes a set of order edges where the common tail of the edges is the vertex  $v_i$  and their heads belong to a group  $G$ . For  $V_s$ , we renumber every vertex consecutively according to the width-first sequence, e.g.,  $v_j^i$  denotes the  $j$ -th child from left to right of  $i$ -th level from top to bottom. Then following this rule, the root can be numbered as  $v_1^1$ , the first child of root node is numbered as  $v_2^1$ , and the second is  $v_3^1$ , and so on. In this way, the entire graph with a spanning tree can be reconstructed by the following procedure.

### Procedure 1.

**Initialization.** Arbitrarily choose one of spanning trees contained in the graph  $\mathbf{g} = (V, E)$  and denote it as  $\mathbf{g}_s = (V_s, E_s)$ . Set  $E_{\bar{s}}^0 = E - E_s$ ,  $\mathbf{G}^0 = \emptyset$ , and  $\mathbf{G}_s^0 = \emptyset$ .

**Step 1.** Let the root  $v_1^1$  of  $\mathbf{g}_s$  as the first element of  $G^1$  and  $\mathbf{G}_s^1$  such that  $\mathbf{G}_s^1 = \mathbf{G}^1$ .

**Step 2.** Choosing the  $k$ -th vertex  $v_j^i$  in  $\mathbf{g}_s$  according to the width-first sequence, and adding it to  $G^{k-1}$  and  $\mathbf{G}_s^{k-1}$  yields  $G^k$  and  $\mathbf{G}_s^k$ , where  $k = 2, \dots, n$ . Then choosing order edges  $E_j^{head} = \{(v_j^i, v_p^q) \in E | v_p^q \in \mathbf{G}^{k-1}\}$  and adding them to  $G^{k-1}$  yields  $\mathbf{G}^k$ .

**Step 3.** Choosing order edges  $E_j^{tail} = \{(v_p^q, v_j^i) \in E | v_p^q \in$

$\mathbf{G}^{k-1}$  and adding them to  $\bar{\mathbf{G}}^k$  yields the set of edges  $E_j = E_j^{head} \cup E_j^{tail}$ , and  $\{(v_i^j, v_p^q) \in E_s^k | v_p^q \in \mathbf{G}^{k-1}\} \subseteq E_j$ . Remove them from  $E_s^{k-1}$  so as to obtain a new graph  $G^k$  and a new edge set  $E_s^k$ .

**Step 4.** Repeat step 2 and 3 till  $E_s^n = \emptyset$  so that a new graph  $\mathbf{G}^n = (V^n, E^n)$  is reconstructed.

**Example 1.** By the above procedure, a graph including five vertices can be reconstructed as follows.

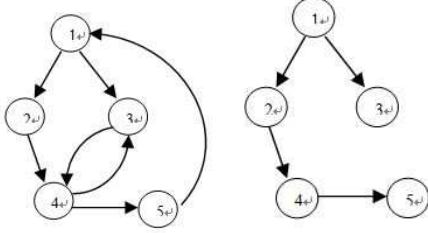


Fig. 2 a graph  $g = (V, E)$  Fig. 3 one spanning tree  $g_s = (V_s, E_s)$

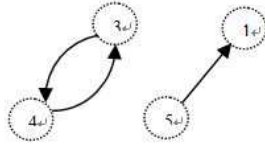


Fig. 4  $E_s^0$

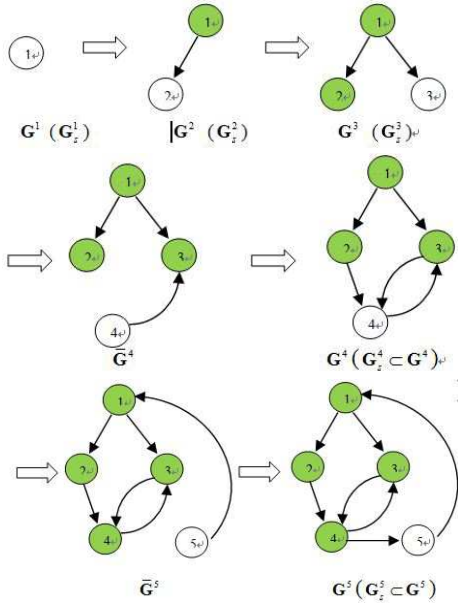


Fig. 5 Add  $v_j^i$  to  $G^{k-1}$  and  $G_s^{k-1}$ , then obtain  $G^k$  and  $G_s^k$ .

**Remark 1.** (1) The graph  $g$  in the Fig.2 has many spanning trees which contains all vertices and part of edges of  $g$ .  $g_s$  in Fig.3 is just one of them.

(2) In the Fig.4,  $E_s^0$  is the rest edges after transforming  $g$  into  $g_s$ , which will be added to  $G^k$  later.

(3) In the Fig.5, at every step,  $G^1$  and  $v_2^1$  (vertex 2),  $G^2$  and  $v_3^2$  (vertex 3) make up the cascade structure;  $G^3$  and  $v_4^3$  (vertex 4) make up the blended structure;  $G^4$  and  $v_5^4$  (vertex 5) make up the interconnected structure.

(4) At every step,  $G^k$  always has a spanning tree, which

guarantees the multi-agent system achieves consensus.

The following proposition aims to show any topology graph containing a spanning tree can be reconstructed by the above procedure.

**Proposition 1.** Any graph containing a spanning tree can be reconstructed by the procedure 1, and the new graph in every step contains a spanning tree.

*Proof.* At first, suppose  $\mathbf{g}_s = (V_s, E_s)$  is one of spanning trees in the graph  $g = (V, E)$ . Secondly, there are three cases to add a vertex  $v_j^i$  to  $\mathbf{G}_s^{k-1}$  and  $\mathbf{G}^{k-1}$  along  $g_s$ , where  $k = 2, \dots, n$ , according to the width-first sequence:

**Case 1:**  $G^{k-1}$  and  $v_j^i$  make up the cascade structure, i.e., there are some directed edges from  $G^{k-1}$  to  $v_j^i$ .

**Case 2:**  $G^{k-1}$  and  $v_j^i$  make up the interconnected structure. Based on the case 1, there are some directed edges from  $v_j^i$  to  $G^{k-1}$  and  $v_j^i$  is the root of spanning trees in  $G^k$ .

**Case 3:**  $G^{k-1}$  and  $v_j^i$  make up the blended structure. The configuration is similar with the case 2, but  $v_j^i$  is not the root of any spanning tree in  $G^k$ .

Finally, after adding the last vertex and edges to  $G_s^{n-1}$  and  $G^{n-1}$ , we have  $V^n = V_s = V$  and  $E^n = E_s \cup E_s = E$ . It follows that  $\mathbf{G}_s^n = \mathbf{g}_s$  and  $\mathbf{G}^n = \mathbf{g}$ . Then the original graph has been reconstructed, and the above mechanism guarantees that  $G^k$  in every step contains a spanning tree.

## 4 CONSENSUS OF BASIC TOPOLOGIES

Following the above procedure, the consensus analysis is very simple. As long as we can prove the following recursive process, the consensus analysis of multi-agent systems on any topology graph can be achieved.

### Recursive process 2.

Adding one agent to the consensus MAS  $G^{k-1}$  in one of 3 basic topologies yields a consensus MAS  $G^k$ .

In this section, we will introduce three basic topologies and prove the above recursive process.

### 4.1 Input-State Pair

Firstly, we will introduce the following notion.

**Definition 1.** Consider the scalar system

$$\dot{v} = \varphi(v, r) \quad (4)$$

where  $v, r \in \mathbf{R}$ ,  $\varphi : \mathbf{R} \times \mathbf{R} \rightarrow \mathbf{R}$  and meets the following properties:

- 1)  $\varphi$  is differential mapping.
- 2)  $\varphi(v, r) = 0 \Leftrightarrow v = r$
- 3)  $\varphi(v, r) = -\varphi(r, v)$
- 4)  $(v - r)\varphi(v, r) < 0, \forall v \neq r$

Then, the pair  $(v, r)$  is called Input-state pair (for short, ISP).

**Remark 2.** This definition is very similar with the non-linear protocol in the assumption 1 of [15]. The property 2) means the system (4) has an equilibrium point  $r$ , which also implies the leader is an equilibrium point. 3) and 4) guarantee the stability of system (4). Essentially, ISP is a fundamental element of consensus protocols and the system with ISP is a simplest consensus system, where the leader is the input  $r$  and

the follower is the state variable  $v$ . More complex consensus protocols can be composed by many input-state pairs ( for short,ISPS).

**Example 2.** ISP can form many consensus protocols, including the classical Laplacian matrices for linear system, and the nonlinear protocol in [11],[12],[13],and [15]. Besides, some specific examples are  $-Kv + Kr, -v^3 + r^3$ ,  $-\tan v + \tan r$ , and  $\tanh(v - r)$ .

## 4.2 Cascade Structure

It is well known that there are two basic kinds of structure for the complex system. One is the cascade structure and the other is the interconnected structure. This subsection will investigate the cascade structure in the multi-agent system background.




Fig. 6 The cascade multi-agent system.

Consider the multi-agent system  $\Sigma_1$  with  $n$  agents where the agent dynamics are described by

$$\dot{x}_i = \sum_{j \in N_i} K_{ji}(x_j - x_i) \quad (5)$$

There are  $m$  order edges from  $\Sigma_1$  to a scalar agent  $\Sigma_2$  modeled as

$$\dot{z} = \sum_{p \in N_z} K_{pz}(x_p - z) \quad (6)$$

where  $x_i, x_j, x_p, z \in \mathbf{R}$ ,  $K_{ji}, K_{pz} > 0$ ,  $i = 1, 2, \dots, n$ ,  $p = 1, 2, \dots, m$ ,  $m \leq n$ . Suppose system  $\Sigma_1$  satisfies the following assumption.

**Assumption 1.** System  $\Sigma_1$  can achieve consensus and converges to a constant  $x_e$  which is determined by the initial value of  $\Sigma_1$ .

It follows that  $\Sigma_1$  and  $\Sigma_2$  make up a cascade structure. Corresponding to the recursive process 2, we have the following result.

**Lemma 1.** If the system  $\Sigma_1$  satisfies the assumption 1, the cascade system composed of  $\Sigma_1$  and  $\Sigma_2$  can achieve consensus.

Proof. Solving equation (6) yields

$$z(t) = \beta(z_0, t) + \sum_{p \in N_z} K_{pz} \int_0^t e^{-K(t-s)} x_p(s) ds \quad (7)$$

where  $\beta(z_0, t) = e^{-Kt} z_0$ ,  $K = \sum_{p \in N_z} K_{pz}$ .

By the assumption 1,  $\Sigma_1$  converges to a common value  $x_e$ , that implies there exists  $\beta_p \in KL$  such that

$$\|x_p(t) - x_e\| \leq \beta_p(x_0, t)$$

Equivalently, we have

$$-\beta_p(x_0, t) + x_e \leq x_p(t) \leq \beta_p(x_0, t) + x_e$$

It follows that

$$\begin{aligned} & \sum_{p \in N_z} K_{pz} \int_0^t e^{-K(t-s)} x_p(s) ds \\ & \leq K \int_0^t e^{-K(t-s)} \beta_p(x_0, s) ds + x_e K \int_0^t e^{-K(t-s)} ds \\ & = K \int_0^t e^{-K(t-s)} \beta_p(x_0, s) ds - e^{-Kt} x_e + x_e \end{aligned} \quad (8)$$

and

$$\begin{aligned} & \sum_{p \in N_z} K_{pz} \int_0^t e^{-K(t-s)} x_p(s) ds \\ & \geq -K \int_0^t e^{-K(t-s)} \beta_p(x_0, s) ds + e^{-Kt} x_e + x_e \end{aligned} \quad (9)$$

Substituting (9) into (7) yields

$$z(t) \leq \beta(z_0, t) + K \int_0^t e^{-K(t-s)} \beta_p(x_0, s) ds - e^{-Kt} x_e + x_e$$

$$z(t) \geq -\beta(z_0, t) - K \int_0^t e^{-K(t-s)} \beta_p(x_0, s) ds - e^{-Kt} x_e + x_e$$

Therefore, we have

$$\lim_{t \rightarrow \infty} \|z(t) - x_e\| = 0$$

which implies

$$\lim_{t \rightarrow \infty} \|z(t) - x_i(t)\| = 0$$

## 4.3 Interconnected Structure

In this subsection, we will talk about another structure, the interconnected structure, in the multi-agent system background.

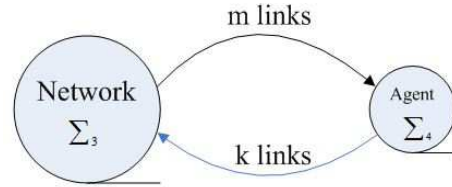


Fig. 7 The interconnected multi-agent system.

On the basis of the cascade structure, adding some order edges from  $\Sigma_1$  to  $\Sigma_2$  yields the interconnected system which can be seen as Fig.7. The associated new dynamics of  $\Sigma_1$  and  $\Sigma_2$  can be respectively written as follows.

$\Sigma_3$ :

$$\begin{cases} \dot{x}_1 = \sum_{j \in N_1} K_{j1}(x_j - x_1) + K_{z1}(z - x_1) \\ \dots \\ \dot{x}_i = \sum_{j \in N_i} K_{ji}(x_j - x_i) + K_{zi}(z - x_i) \\ \dot{x}_{i+1} = \sum_{j \in N_{i+1}} K_{j,i+1}(x_j - x_{i+1}) \\ \dots \\ \dot{x}_n = \sum_{j \in N_n} K_{jn}(x_j - x_n) \end{cases} = Ax + Bz$$

$\sum_4$ :

$$\dot{z} = \sum_{q \in N_z} K_{qz}(x_q - z)$$

**Assumption 2.** There exists a spanning tree in the interconnected multi-agent system whose root is  $\sum_4$ .

Before moving on, we first introduce the following lemma.

**Lemma 2.** Given the Laplacian matrix  $L_p = [l_{ij}] \in \mathbf{R}^{p \times p}$ , and the diagonal matrix  $\Lambda = \text{diag}(\lambda_1, \dots, \lambda_m, 0, \dots, 0) \in \mathbf{R}^{p \times p}$  where  $\lambda_i < 0, \forall i = 1, \dots, m$ , and  $\lambda_j = 0, \forall j = m + 1, \dots, p$ . Then the matrix

$$A = -L_p + \Lambda$$

is Hurwitz .

Proof. A system including  $A$  can be rewritten as

$$\begin{cases} \dot{x}_1 = A_1 x_1 + A_2 x_2 \\ \dot{x}_2 = A_3 x_1 + A_4 x_2 \end{cases}$$

where

$$\begin{aligned} A_1 &= - \begin{bmatrix} l_{11} - \lambda_1 & l_{12} & \dots & l_{1m} \\ l_{21} & l_{22} - \lambda_2 & \dots & l_{2m} \\ \dots & \dots & \dots & \dots \\ l_{m1} & l_{m2} & \dots & l_{mm} - \lambda_m \end{bmatrix}, \\ A_2 &= - \begin{bmatrix} l_{1,m+1} & \dots & l_{1,p} \\ \dots & \dots & \dots \\ l_{m,m+1} & \dots & l_{m,p} \end{bmatrix}, \\ A_3 &= - \begin{bmatrix} l_{m+1,1} & l_{m+1,2} & \dots & l_{m+1,m} \\ \dots & \dots & \dots & \dots \\ l_{p,1} & l_{p,2} & \dots & l_{p,m} \end{bmatrix}, \\ A_4 &= - \begin{bmatrix} l_{m+1,m+1} & \dots & l_{m+1,p} \\ \dots & \dots & \dots \\ l_{p,m+1} & \dots & l_{p,p} \end{bmatrix} \end{aligned}$$

. In the frequency domain, the above equation can be written as

$$\begin{aligned} (sI_{m \times m} - A_1)x_1(s) &= x_{10} + A_2 x_2(s) \\ (sI_{(p-m) \times (p-m)} - A_4)x_2(s) &= x_{20} + A_3 x_1(s) \end{aligned}$$

where  $x_{10}$  and  $x_{20}$  is the initial value. We have

$$\begin{aligned} x_1(s) &= ((sI_{m \times m} - A_1) - A_2(sI_{(p-m) \times (p-m)} - A_4)^{-1}A_3)^{-1} \\ &\quad \times (x_{10} + A_2(sI_{(p-m) \times (p-m)} - A_4)^{-1}x_{20}) \end{aligned}$$

Then the final value of  $x_1(t)$  is

$$\begin{aligned} x_1(\infty) &= \lim_{s \rightarrow 0} s(((sI_{m \times m} - A_1) - A_2(sI_{(p-m) \times (p-m)} - A_4)^{-1} \\ &\quad A_3)^{-1}(x_{10} + A_2(sI_{(p-m) \times (p-m)} - A_4)^{-1}x_{20})) \end{aligned} \quad (10)$$

Due to

$$((sI_{m \times m} - A_1) - A_2(sI_{(p-m) \times (p-m)} - A_4)^{-1}A_3)^{-1} = \frac{\bar{A}(s)^*}{\det(\bar{A}(s))} = Ke^{-\lambda_2 t} \bar{e}_0 - b_2 \bar{e}_0 K^2 e^{-(\lambda_2 + b_2 K)t} \int_0^t e^{b_2 K s} ds$$

where  $\bar{A}(s) = (sI_{m \times m} - A_1) - A_2(sI_{(p-m) \times (p-m)} - A_4)^{-1}A_3$ ,  $\det(\bar{A}(s))$  denotes the

determinant of  $\bar{A}(s)$ ,  $\bar{A}(s)^*$  denotes the adjoint matrix of  $\bar{A}(s)$ . It follows from above equation that when  $|\bar{A}(0)| = 0$ ,  $x_1(\infty) \neq 0$ , and when  $|\bar{A}(0)| \neq 0$ ,  $x_1(\infty) = 0$ . Since  $\det(\bar{A}(0)) = \det(-L_p + \Lambda)$ ,  $\det(L_p) = 0$ , and  $\det(\Lambda) \neq 0$ , we have

$$|\bar{A}(0)| \neq 0$$

. So  $x_1(\infty) = 0$  and  $x_2(\infty) = 0$ , It implies that the system is stale and  $A$  is Hurwitz .

Using above lemma, for the recursive process 2, we have the following result.

**Lemma 3.** If the system  $\sum_3$  and  $\sum_4$  satisfy the assumption 2, the interconnected system composed by  $\sum_3$  and  $\sum_4$  can achieve consensus.

*Proof.* For  $\sum_3$ , define the consensus error of  $x_i$  with respect to the leader  $z$  as  $e_i = x_i - z$ , and  $e = [e_1 \dots e_n]^T$ . Transform  $\sum_3$  into the error system as follows

$$\dot{e} = Ae - B\dot{z} \quad (11)$$

Solving above equation obtains

$$e(t) = e^{At}e_0 - \int_0^t e^{A(t-\tau)}B\dot{z}d\tau$$

By lemma 2,  $A$  is Hurwitz, and there exist  $\lambda_1, \lambda_2 > 0$ , such that  $-\lambda_1 I < A < -\lambda_2 I$ , we have

$$\begin{cases} x_i(t) \leq e^{-\lambda_2 t} \bar{e}_0 + z - \int_0^t e^{-\lambda_2(t-s)} \dot{z} ds \\ x_i(t) \geq e^{-\lambda_1 t} \bar{e}_0 + z - \int_0^t e^{-\lambda_1(t-s)} \dot{z} ds \end{cases} \quad (12)$$

where  $\bar{e}_0$  is a linear combination of  $e_0$ . Substituting (12) into  $\sum_4$  yields a cascade structure as follows

$$\dot{z} \leq \sum_{q \in N_z} K_{qz} (e^{-\lambda_2 t} \bar{e}_0 - \int_0^t e^{-\lambda_2(t-s)} \dot{z} ds) \quad (13)$$

$$\dot{z} \geq \sum_{q \in N_z} K_{qz} (e^{-\lambda_1 t} \bar{e}_0 - \int_0^t e^{-\lambda_1(t-s)} \dot{z} ds) \quad (14)$$

$$\dot{e} = Ae - B\dot{z}$$

Define  $K = \sum_{q \in N_z} K_{qz}$ . For (13), we have

$$\dot{z} \leq Ke^{-\lambda_2 t} \bar{e}_0 - K \int_0^t e^{-\lambda_2(t-s)} \dot{z} ds \quad (15)$$

Using the similar technique of Bellman-Gronwall lemma in [16] and the comparison principle [14], we have

$$\begin{aligned} \dot{z} &\leq Ke^{-\lambda_2 t} \bar{e}_0 - b_2 \bar{e}_0 K^2 e^{-\lambda_2 t} \int_0^t e^{-\lambda_2 s} e^{\lambda_2 s} e^{-b_2 K \int_s^t e^{\lambda_2 \tau} e^{-\lambda_2 \tau} d\tau} ds \\ &= Ke^{-\lambda_2 t} \bar{e}_0 - b_2 \bar{e}_0 K^2 e^{-\lambda_2 t} \int_0^t e^{-b_2 K(t-s)} ds \\ &= Ke^{-\lambda_2 t} \bar{e}_0 - b_2 \bar{e}_0 K^2 e^{-(\lambda_2 + b_2 K)t} \int_0^t e^{b_2 K s} ds \\ &= Ke^{-\lambda_2 t} \bar{e}_0 - \frac{b_2 \bar{e}_0 K^2 e^{-(\lambda_2 + b_2 K)t}}{b_2 K} (e^{b_2 K t} - 1) \\ &= Ke^{-\lambda_2 t} \bar{e}_0 - b_2 \bar{e}_0 K (e^{-\lambda_2 t} - e^{-(\lambda_2 + b_2 K)t}) \end{aligned}$$

Due to  $\lambda_2, b_2, K > 0$ , we have

$$\beta_2(e_0, t) = Ke^{-\lambda_2 t} \bar{e}_0 - b_2 \bar{e}_0 K(e^{-\lambda_2 t} - e^{-(\lambda_2 + b_2 K)t}) \in KL.$$

Similarly, for (14) we have  $\dot{z} \geq \beta_1(e_0, t)$  where  $\beta_1(e_0, t) = Ke^{-\lambda_1 t} \bar{e}_0 - b_1 \bar{e}_0 K(e^{-\lambda_1 t} - e^{-(\lambda_1 + b_1 K)t}) \in KL$ . Therefore,

$$\beta_1(e_0, t) \leq \dot{z} \leq \beta_2(e_0, t)$$

It is clear that  $\lim_{t \rightarrow \infty} \dot{z}(t) = 0$  and

$$z(0) + \int_0^t \beta_1(e_0, s) ds \leq z(t) \leq z(0) + \int_0^t \beta_2(e_0, s) ds$$

For equation (11), the error system is stable, thus

$$\lim_{t \rightarrow \infty} \|x_i(t) - z\| = 0$$

That is  $z(t) \rightarrow c, \forall t \rightarrow \infty$ , where  $c$  is a constant determined by the initial values of  $\sum_3$  and  $\sum_4$ . Therefore, the interconnected system achieves consensus.

#### 4.4 Combination of Cascade Structure and Interconnected Structure

This subsection will investigate a more complex structure, the combination of the cascade structure and the interconnected structure.

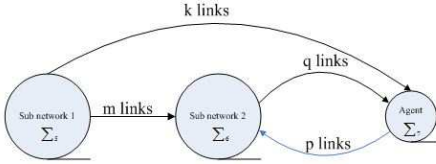


Fig. 8 The blended structure of multi-agent systems.

Consider the interconnected system in the above subsection, if  $\sum_4$  is not the root of any spanning tree of the interconnected system, then the topology can be illustrate by the Fig.8, where sub-network 2(denoted as  $\sum_6$ ) and the agent (denoted as  $\sum_7$ ) make up an interconnected structure, and sub-network 1(denoted as  $\sum_5$ ) and the interconnected structure make up a cascade structure. All of them are modeled as follows.

$\sum_5$ :

$$\dot{x}_i = \sum_{v \in N_i} K_{vi}(x_v - x_i), \forall i = 1, \dots, n_1$$

$\sum_6$ :

$$\dot{x}_j = \sum_{w_1 \in N_{j1}} K_{w_1 j}(x_{w_1} - x_j) + \sum_{w_2 \in N_{j2}} K_{w_2 j}(x_{w_2} - x_j) + K_{zj}(z - x_j)$$

$$\forall j = 1, \dots, p, x_{w_2} \in \sum_5$$

$$\dot{x}_k = \sum_{p_1 \in N_{k1}} K_{p_1 k}(x_{p_1} - x_k) + \sum_{p_2 \in N_{k2}} K_{p_2 k}(x_{p_2} - x_k)$$

$$\forall k = p + 1, \dots, n_2, x_{p_2} \in \sum_5$$

$\sum_7$ :

$$\dot{z} = \sum_{q_1 \in N_{z1}} K_{q_1}(x_{q_1} - z) + \sum_{q_2 \in N_{z2}} K_{q_2}(x_{q_2} - z)$$

$$\forall q_1 = 1, \dots, q, x_{q_1} \in \sum_6, x_{q_2} \in \sum_5$$

where at least one of  $K_{w_2 j}, K_{p_2 j}$  is not zero, which means there exists at least one link from  $\sum_5$  to  $\sum_6$ .

**Assumption 3.** System  $\sum_5$  achieves consensus, and  $\sum_6$  after removing the links from  $\sum_5$  and  $\sum_7$  can achieve consensus. The interconnected structure of  $\sum_6$  and  $\sum_7$  satisfies assumption 2.

We have the following result.

**Lemma 4.** If systems  $\sum_5, \sum_6,$  and  $\sum_7$  satisfy the assumption 3, the multi-agent system composed by  $\sum_5, \sum_6,$  and  $\sum_7$  can achieve consensus.

*Proof.* Because  $\sum_5$  makes up a cascade structure with  $\sum_6$  and  $\sum_7$ , we can first analyze the system composed by  $\sum_6$  and  $\sum_7$ . Define  $x_v = [x_i]^{n \times 1}, \forall x_i \in \sum_5$ . Then the solution of the interconnected system ( $\sum_6$  and  $\sum_7$ ) is

$$x(t) = e^{At} x_0 - \int_0^t e^{A(t-\tau)} B x_v(s) d\tau \quad (16)$$

Since  $\sum_5$  can achieve consensus, there exists  $\beta_p \in KL$  such that

$$-\beta_p(x_0, t) + x_e \leq x_v(t) \leq \beta_p(x_0, t) + x_e$$

Substituting above equation into (17) yields

$$\begin{aligned} x(t) &= e^{At} x_0 - \int_0^t e^{A(t-\tau)} B(\beta_p(x_0, s) + x_e) d\tau \\ &= e^{At} x_0 - \int_0^t e^{A(t-\tau)} B \beta_p(x_0, s) d\tau - x_e \int_0^t e^{A(t-\tau)} B d\tau \\ &= e^{At} x_0 - \int_0^t e^{A(t-\tau)} B \beta_p(x_0, s) d\tau + x_e A^{-1} \int_0^t d e^{A(t-\tau)} d\tau B \\ &= e^{At} x_0 - \int_0^t e^{A(t-\tau)} B \beta_p(x_0, s) d\tau - x_e A^{-1} e^{At} B + x_e A^{-1} B \end{aligned}$$

It is apparent that the interconnected system ( $\sum_6$  and  $\sum_7$ ) is ISS w.r.t.  $\sum_5$ , and the gain is 1, so that  $A^{-1}B = 1_n$ , and  $e^{At} \in KL$ .

Then the system is consensus.

The three topology multi-agent systems are basic elements to construct the complex system, the next section will show that any topology multi-agent system with a spanning tree can achieve consensus.

## 5 Consensus Analysis

In this section, we will combine the results of section 3 and 4 to prove any topology multi-agent system can achieve consensus. Then we have the following main result.

**Theorem 1.** The protocol algorithm (2) can guarantee the dynamical system (1) achieves consensus, if the interconnection graph has a spanning tree.

*Proof.* The proof completely follows the Procedure 1. Suppose the graph of the system is  $g$ . Since there exists at least one spanning tree in it, and then arbitrarily choose one, and denote it as  $g_s$ . Set  $E_s^0 = E - E_s$ ,  $G^0 = \emptyset$ , and  $G_s^0 = \emptyset$ .

**(1) Initialize graph  $G^1$**

Choose the root agent  $x_1$  of  $g_s$  and adding it to  $G^0$  and  $G_s^0$  yields  $G^1$  and  $G_s^1$ , modeled as

$$\dot{x}_1 = 0 \quad (17)$$

**(2) Add agent  $x_2$  to  $G^1$  and  $G_s^1$  so as to obtain  $G^2$  and  $G_s^2$ .**

By the interconnection configuration, there are two cases.

- Case 1: there is only one edge from  $G^1$  to  $x_2$ .

Adding an order edge from  $G^1$  to  $x_2$  implies adding an ISP to  $x_2$ . The new graph  $G^2$  is a cascade structure as follows

$$\begin{cases} \dot{x}_1 = 0 \\ \dot{x}_2 = K_{12}(x_1 - x_2) \end{cases}$$

By Lemma 1,  $x_1$  is a constant determined by its initial value, therefore,  $G^2$  can achieve consensus.

- Case 2: there exists the bidirected edge from  $G^1$  to  $x_2$ .

On the basis of case 1, add another edge from  $x_1$  to  $G^1$ , then we have

$$\begin{cases} \dot{x}_1 = K_{21}(x_2 - x_1) \\ \dot{x}_2 = K_{12}(x_1 - x_2) \end{cases}$$

By lemma 3, the interconnected system  $G^2$  can achieve consensus.

**(3) Choose the  $k$ -th agent  $z$  in  $g_s$  according to the width-first sequence, and add it to  $G^{k-1}$  and  $G_s^{k-1}$ , where  $k = 2, \dots, n$ , so as to obtain  $G^k$  and  $G_s^k$ .**

By the specific topology, there are three cases:

- Case 1: There exists  $m$  order edges from  $G^{k-1}$  to  $z$ , so that the new graph  $G^k$  has a cascade structure like Fig.6, modeled as  $\sum_1$  and  $\sum_2$ . By lemma 1,  $G^k$  can achieve consensus.
- Case 2: The interconnection between  $G^{k-1}$  and  $z$  belongs to the interconnected structure like Fig.7, and satisfies assumption 2, which can be modeled as  $\sum_3$  and  $\sum_4$ . Hence, by lemma 3,  $G^k$  can achieve consensus.
- Case 3: The interconnection between  $G^{k-1}$  and  $z$  belongs to a blended structure like Fig.8, and satisfies assumption 3, which can be modeled as  $\sum_5$ ,  $\sum_6$  and  $\sum_7$ . Hence, by lemma 4,  $G^k$  can achieve consensus.

In conclusion,  $G^k$  can achieve consensus.

(4) At last, repeat (3) till  $E_s = \emptyset$ , then by Proposition 1, we reconstruct a new graph  $G^n = (V^n, E^n)$  and  $G^n$  is the original graph  $g$ . Since the protocol algorithm (2) can guarantee  $G^k$  achieve consensus at every step, so is  $G^n$ .

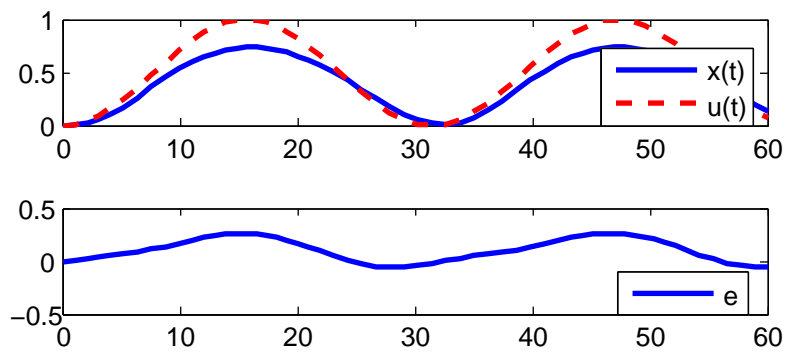
## 6 Conclusion

In this paper, based on the structural perspective, we propose a new framework for the consensus analysis of linear multi-agent systems. Since the diversity of the topology of graph and consider all details of every agent, the traditional approach

tends to be confined by the specific topology. Otherwise, the approach in this paper focuses on every agent and takes full advantage of its ISS property so that it can be used for any topology multi-agent system. Besides, this paper provides a structural explain how the multi-agent system achieves consensus, that is any topology multi-agent system can be transformed into a cascade system whose first agent converges to a constant determined by initial values of some agents. Furthermore, this framework can be easily generalized to other systems, like the high-order line or the nonlinear system, the discrete-time system, and the time-delay system, etc. In the future, we will make attempt to generalize it to the multi-agent with nonlinear protocols.

## References

- [1] W. Ren and R. Beard, Distributed consensus in multi-vehicle cooperative control. *Springer-Verlag London Limited*, 2008.
- [2] M. Mesbahi and E. Magnus, Graph theoretic methods in multi-agent networks. *Princeton University Press*, 2010.
- [3] C. Ma, J. Zhang, Necessary and sufficient conditions for consensusability of linear multi-agent systems. *IEEE Transactions on Automatic Control*, 55(5), 2010:1263-1268.
- [4] H. Kim, H. Shim, and J. Seo, Output consensus of heterogeneous uncertain linear multi-agent systems. *IEEE Transactions on Automatic Control*, 56(1), 2011:200-206.
- [5] J. Xi, Z. Shi, and Y. Zhong, Output consensus analysis and design for high-order linear swarm systems: Partial stability method. *Automatica*, 48, 2012:2335-2343.
- [6] Y. Su and J. Huang, Two consensus problems for discrete-time multi-agent systems with switching network topology. *Automatica*, 48, 2012:1988-1997.
- [7] W. Ren, R. Beard, Consensus seeking in multiagent systems under dynamically changing interaction topologies. *IEEE Transactions on Automatic Control*, 50(5), 2005:655-661.
- [8] R. Olfati-Saber, R. Murray, Consensus problems in networks of agents with switching topology and time-delays. *IEEE Transactions on Automatic Control*, 49(9), 2004:1520-1533.
- [9] N. Chopra, Output Synchronization on Strongly Connected Graphs. *IEEE Transactions on Automatic Control*, 57(11), 2012:2896-2901.
- [10] K. Listmann, C. Woolsey, Output synchronization of systems in chained form. *Joint 48th IEEE Conference on Decision and Control and 28th Chinese Control Conference*, Shanghai, P.R. China, December 16-18, 2009:3341-3346.
- [11] A. Das and F. Lewis, Distributed adaptive control for synchronization of unknown nonlinear networked systems. *Automatica*, 46, 2010:2014-2021.
- [12] S. Nosrati, M. Shafiee and M. Menhaj, Dynamic average consensus via nonlinear protocols. *Automatica*, 48, 2012:2262-2270.
- [13] W. Yu, G. Chen and M. Cao, Consensus in Directed Networks of Agents With Nonlinear Dynamics. *IEEE Transactions on Automatic Control*, 56(6), 2011:1436-1441.
- [14] H. Khalil, Nonlinear systems (3rd ed). *Prentice-Hall*, 2002.
- [15] X. Liu, T. Chen, and W. Lu, Consensus problem in directed networks of multi-agents via nonlinear protocols. *Physics Letters A*, 373, 2006:3122-3127.
- [16] P. Ioannou and J. Sun, Robust adaptive control. *Saddle River, New Jersey: Prentice Hall*, 2006.



This figure "fig1.jpg" is available in "jpg" format from:

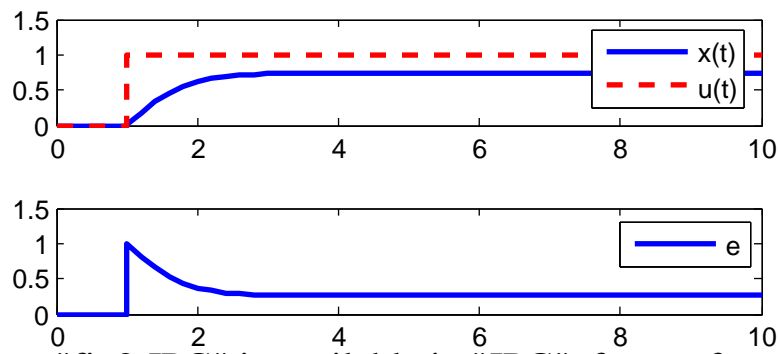
<http://arxiv.org/ps/1504.04240v1>

This figure "fig2\_\_\_\_\_1\_\_\_\_\_0001.png" is available in "png" format from:

<http://arxiv.org/ps/1504.04240v1>

This figure "fig5.1.JPG" is available in "JPG" format from:

<http://arxiv.org/ps/1504.04240v1>

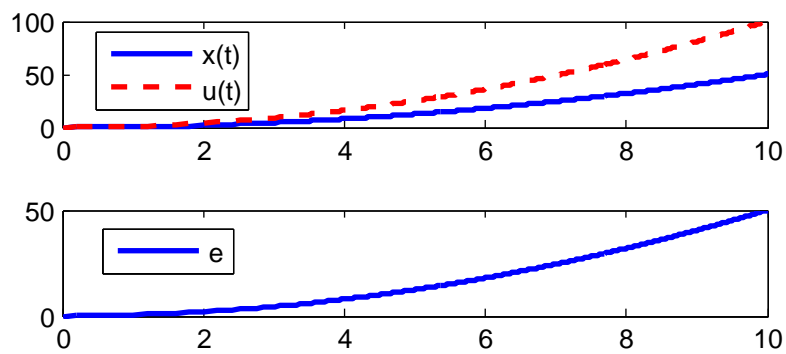


This figure "fig2.JPG" is available in "JPG" format from:

<http://arxiv.org/ps/1504.04240v1>

This figure "fig5.2.JPG" is available in "JPG" format from:

<http://arxiv.org/ps/1504.04240v1>

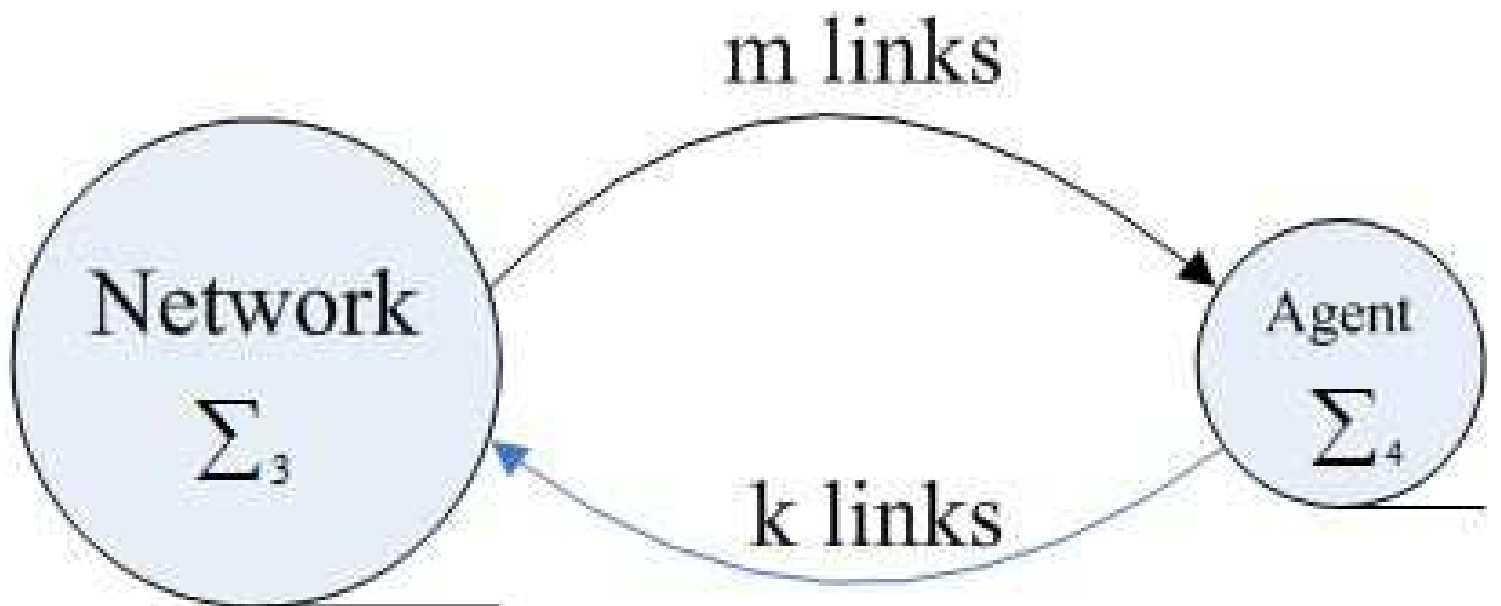


This figure "fig3.JPG" is available in "JPG" format from:

<http://arxiv.org/ps/1504.04240v1>

This figure "fig5.3.JPG" is available in "JPG" format from:

<http://arxiv.org/ps/1504.04240v1>



This figure "fig4.JPG" is available in "JPG" format from:

<http://arxiv.org/ps/1504.04240v1>

This figure "fig6.JPG" is available in "JPG" format from:

<http://arxiv.org/ps/1504.04240v1>

This figure "fig7.JPG" is available in "JPG" format from:

<http://arxiv.org/ps/1504.04240v1>

This figure "fig8.JPG" is available in "JPG" format from:

<http://arxiv.org/ps/1504.04240v1>