

Joint Learning of Distributed Representations for Images and Texts

Xiaodong He
Microsoft Research
Redmond, WA, USA
xiaohe@microsoft.com

Rupesh Srivastava
IDSIA
Lugano, Switzerland
rupesh@idsia.ch

Jianfeng Gao
Microsoft Research
Redmond, WA, USA
jfgao@microsoft.com

Li Deng
Microsoft Research
Redmond, WA, USA
deng@microsoft.com

Abstract

In this paper we present a novel multimodal model based on deep neural networks for learning vector representations of image and captions. The model is trained via maximizing global semantic similarity between images and their captions in natural language using the public Microsoft COCO database consisting of a large set of images and their corresponding captions. The learned representations attempt to capture the combination of various visual concepts and cues. We evaluated the proposed model on the task of ranking a candidate list of captions as natural language descriptions of an image. Experiments show that the proposed model gives superior performance compared to a strong baseline. Differentiating from most previous popular methods for learning semantic text vectors, our model shows clear advantages of the network depth for both image and text sub-models in deriving useful representations of captions.

1 Introduction

Multimodal learning methods attempt to jointly reason about data from multiple modalities, such as image and text. In recent years, many models have shown success on multimodal retrieval tasks by learning to project data from different modalities into a common space. Models that learn jointly from images and text often embed them in a common semantic space and use the resulting representations for tasks such as predicting labels for unseen images. However, most of such models learn representations of text/category labels related to the image such as 'man', 'city', 'street' (Srivastava and Salakhutdinov, 2012; Frome et al., 2013).

In this paper we present a novel model based on deep neural networks for learning vector representations of image and its full captions, such as 'a man standing in a city street'. Unlike previous work, the model is trained through maximizing the global semantic similarity between the image and the full caption of the image. Such representations can be learned directly from a database of image captions and attempt to capture the combination of various visual concepts and cues. Our model can be used to retrieve relevant captions for an image from a database, as well as to re-rank the outputs of a text generation model. Experiments on a large image caption dataset show that the proposed model gives superior performance compared to the baseline, and in contrast with most popular methods for learning semantic text vectors, network depth plays a crucial role in obtaining useful representations of captions.

2 Related Work

Our work is related to a few models proposed recently which have also employed deep architectures for multimodal learning. (Srivastava and Salakhutdinov, 2012) modeled the joint distribution of the multimodal inputs using Deep Boltzmann Machines, while (Frome et al., 2013) proposed a joint supervised model which embeds both modalities in a common semantic space. However, both these models only consider single words/labels in the text modality. More recently, (Kiros et al., 2014) proposed a log bilinear language model conditioned on images which did not learn explicit semantic embeddings, but could be used to estimate the relative relevance of images to a caption using the model perplexity. In (Socher et al., 2014), a multimodal model is proposed based on the recursive neural network that can parse and capture the fine semantic information of a sentence and an image for caption retrieval. (Karpathy et al., 2014) splits both images and captions into fragments using object detection and dependency tree relations and augments the global ranking objective with a fragment level alignment objective. While explicit modeling of relations improves performance on the considered datasets, the approach relies on dependency parsing of the captions, and only handles a limited number of simple relations.

Based on recent evidence that deep neural networks can directly capture high level semantic concepts without the need for providing explicit dependency trees (Shen et al., 2014; Kalchbrenner et al., 2014; Denil et al., 2014), our sentence-level multimodal model directly extracts the semantic representation from a sentence using a deep neural network. We hypothesize that utilizing network depth and the large size of the Microsoft COCO dataset (Lin et al., 2014), our model can directly learn to represent visually identifiable concepts in captions, without any restriction on their nature.

3 Joint Learning of the Deep Multimodal Semantic Model

Our model models global similarity between images and text, hence we refer to it as the Deep Multimodal Similarity Model (DMSM). The DMSM learns two neural networks that map images and text fragments to vector representations of the same size. We measure similarity between images and text by measuring the cosine similarity between their corresponding vectors. The DMSM is closely related to the uni-modal Deep Structured Semantic Model (DSSM) (Huang et al., 2013, Shen et al., 2014a, Shen et al., 2014b). The DSSM was initially proposed to model the semantic relevance between textual search queries and documents, and is extended in this work to replace the query vector in the original DSSM by the image vector computed from a deep convolutional network.

The DMSM consists of a pair of neural networks, one for mapping each input modality to a common semantic space, which are trained jointly. During training, the data consists of a set of image/caption pairs. The loss function minimized during training represents the negative log posterior probability of the caption given the corresponding image. Thus, our objective is to learn the parameters of the image and text networks such that if a caption describes an image, their representations have high cosine similarity.

3.1 Image Model

We map images to semantic vectors using the same Convolutional neural network as used in AlexNet (Krizhevsky et al., 2012) and VGG (Simonyan et al., 2014). We first finetune the networks on COCO dataset for a full image classification task of predicting the words occurring in the image caption. We then extract out the fc7 representation from the finetuned network and stack three additional fully connected layers with tanh non-

linearities on top of this representation to obtain a final representation of the same size as the last layer of the text model. We learn the parameters in these additional fully connected layers during DMSM training.

3.2 Text Model

The text part of the DMSM maps text fragments to semantic vectors, in the same manner as in the original DSSM. In general, the text fragments can be a full caption. Following (Huang et al., 2013) we convert each word in the caption to a letter-trigram count vector, which uses the count distribution of context-dependent letters to represent a word. This representation has the advantage of reducing the size of the input layer while generalizing well to infrequent, un seen and incorrectly spelled words. Then following (Sheng et al., 2014a, Sheng et al., 2014b), this representation is forward propagated through a deep convolutional neural network to produce the semantic vector at the last layer. The architecture of the text model is illustrated in Figure 1.

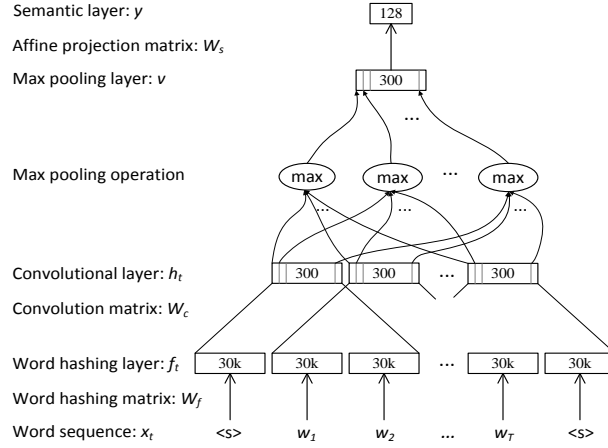


Figure 1: Illustration of the Text model of the DMSM using a convolutional network. The model contains a word hashing layer that transforms each word into a letter-tri-gram input representation, a convolutional layer to extract local contextual features, a max-pooling layer to form a global feature vector, and a final semantic layer to represent the high-level semantic feature vector of the input word sequence

The word hashing layer transforms each word in an input word sequence into a feature vector using the technique called *word hashing* proposed in (huang et al., 2013). For example, the word is represented by a count vector of its letter-tri-grams.

The convolution operation can be viewed as sliding window based feature extraction. It is designed to capture the contextual features for a word. Consider a word at the t -th position in a word sequence. The word hashing feature vectors of all the context words within a window around w_t are firstly concatenated to form a context window vector, and then projected to a local contextual feature vector h_t , as shown in Figure 1.

The contextual feature vectors extracted at the convolutional layer are local features, one for each word. They need to be combined to obtain a global feature vector with a fixed size. For the IR task, we want to suppress the non-significant local features and only retain the salient features that are useful for IR in the global feature vector. Therefore, we use a max operation, known as *max pooling*, which forces the network to retain only the most useful local features produced by the convolutional layers.

On top of the global feature vector, a semantic layer is applied to extract the high-level semantic representation, denoted by y .

3.3 Objective Function and Training

We define the relevance R as the cosine similarity between an image I and a text fragment T based on their representations y_I and y_T obtained using the image and text models:

$$R(I, T) = \text{cosine}(y_I, y_T) = \frac{y_I^T y_T}{\|y_I\| \|y_T\|} \quad (1)$$

For a given image-text pair, we can compute the posterior probability of the text being relevant to the image via:

$$P(T|I) = \frac{\exp(\gamma R(I, T))}{\sum_{T' \in \mathcal{T}} \exp(\gamma R(I, T'))} \quad (2)$$

Here γ is a smoothing factor determined using the validation set. \mathcal{T} denotes the set of all candidate captions which should be compared to the image. We found that restricting \mathcal{T} to one matching captions T^+ and a fixed number N of randomly selected non-matching captions T^- worked reasonably well (although using noise-contrastive estimation could further improve results). Thus, for each image we select one relevant caption and N non-relevant captions to compute the posterior probability. During training, we adjust the model parameters Λ to minimize the negative log posterior probability that the relevant captions are matched to the images:

$$L(\Lambda) = -\log \prod_{(I, T^+)} P(T^+|I) \quad (3)$$

4 Evaluation Setup

4.1 The Microsoft COCO data set

We report results on the Microsoft COCO dataset (Lin et al., 2014). The dataset contains 82,783 training images and 40,504 validation images. The images create a challenging test-bed for image captioning since most images contain multiple objects and significant contextual information. The COCO dataset provides 5 human-annotated captions per image. The official test annotations are not available, so we split evenly the validation set into dev and test sets as a standard practice.

4.2 Experimental Settings

The DMSM is trained to maximize the similarity score between the images and the corresponding captions in the training set. The trainable weights in the image and text models (denoted by Λ in the main text) are learned using mini-batch stochastic gradient descent. Our initial experiments suggested that the DMSM objective function could be reliably optimized using a constant learning rate, which is set to 0.5. We fixed N and γ to 40 and 10 respectively in our experiments, based on an initial pilot study.

A dev set was used to select the best model during training. The dev set consists of 20,252 images and 5 human-annotated captions per image. We measured the Harmonic mean Best Rank (HBR) for the model after each training epoch on the dev set. This was calculated as follows: for each image we first compute the *Best Rank* which is

the highest rank obtained by any of its true captions when all dev set captions are ranked in order of their similarity scores. We then computed the harmonic mean of the Best Ranks for all images. The harmonic mean was found to be a more stable score than the Arithmetic mean of Best Ranks (ABR) which is sensitive to a few low ranks.

To find the best performing model, we first identified effective values of the hyper parameters using initial experiments on a subset of data. We then trained several models with different architectures and for each training run, selected the model with the best results on the dev set, which was then applied to the test set. Using these experiments, we were able to observe the effect of network architectures on model performance for both image and text networks.

We trained models with several layers' weight matrices pre-trained on ILSVRC 2012 and fixed. Since representations from both the sixth weight layer (often known as FC6) and the seventh weight layer (FC7) of the convolutional network have been shown to perform well under different settings in the past, we experimented with using either six or seven pre-trained weight layers. Both FC6 and FC7 have a dimensionality of 4096. Based on the above dev study, the final model which produced the best ranking performance (HBR) was obtained. For comparison, we re-implemented the recent DeVISE model (Frome et al., 2013) as our baseline, which employs one linear transformation between the image feature FC7 and the sum of the embedding vectors of the words in the caption. The word embedding vectors were trained on the caption data of the training set.

5 Results

Table 1 summarizes the results of our experiments. It is notable that in general we obtained better performance when using FC7 than FC6 features. Since these features are from the layer closest to the softmax classification layer of the ImageNet model, it implies that having highly discriminative features is beneficial in our particular experimental setting.

The most striking observation from the results is the clear advantage of network depth for both image and text sub-models in the DMSM. This is not surprising for the image model since network depth has proven to be crucial for many computer vision tasks (Jia et al., 2014). However, we see a stark contrast between the best text model obtained here and the models used for tasks such as web search in the past (Huang et al., 2013), where search queries and web document titles are matched much more closely than images and text captions do. One of the reasons is that both search queries and web page titles are typically short in length and their semantic representations are less entangled than natural language descriptions of images. As a result, we found that increasing the text model's depth up to 5 or 6 layers helped performance significantly. Although our text model currently does not take into account the relative ordering of words in the captions, it is able to capture the relationships between them quite well without the use of explicit dependency parsing. This is consistent with recent studies (Shen et al., 2014; Kalchbrenner et al., 2014; Denil et al., 2014) in the area of natural language processing with neural networks.

6 Conclusion

We proposed the DMSM for learning vector representations of images and captions and for determining the similarity between an image and a text string. The model is trained via maximizing the global semantic similarity between images and their corresponding caption to capture the combination of various visual concepts and cues. We evaluated the

proposed model on a relevant image caption retrieval or ranking task. Experiments on a large image caption dataset show that the proposed model gives superior ranking performance over a strong baseline, attributing largely to the use of multiple trainable layers in the DMSM in both image and text sub-models.

References

- Misha Denil, Alban Demiraj, Nal Kalchbrenner, Phil Blunsom, and Nando de Freitas. 2014. Modelling, visualising and summarising documents with a single convolutional neural network. arXiv preprint arXiv:1406.3830.
- Andrea Frome, Greg S. Corrado, Jon Shlens, Samy Bengio, Jeff Dean, Tomas Mikolov, et al. 2013. Devise: A deep visual-semantic embedding model. In NIPS.
- Po-Sen Huang, Xiaodong He, Jianfeng Gao, Li Deng, Alex Acero, and Larry Heck. 2013. Learning deep structured semantic models for web search using clickthrough data. In CIKM.
- Yangqing Jia, Evan Shelhamer, Jeff Donahue, Sergey Karayev, Jonathan Long, Ross Girshick, Sergio Guadarrama, and Trevor Darrell. 2014. Caffe: Convolutional architecture for fast feature embedding. arXiv preprint arXiv:1408.5093, June.
- Nal Kalchbrenner, Edward Grefenstette, and Phil Blunsom. 2014. A convolutional neural network for modelling sentences. Proceedings of the 52nd Annual Meeting of the Association for Computational Linguistics, June.
- Andrej Karpathy, Armand Joulin, and Li Fei-Fei. 2014. Deep fragment embeddings for bidirectional image sentence mapping. NIPS.
- Ryan Kiros, Ruslan Salakhutdinov, and Richard Zemel. 2014. Multimodal neural language models. In ICML.
- Alex Krizhevsky, Ilya Sutskever, and Geoffrey E Hinton. 2012. ImageNet classification with deep convolutional neural networks. In NIPS.
- Tsung-Yi Lin, Michael Maire, Serge Belongie, James Hays, Pietro Perona, Deva Ramanan, Pietro Doll'a, and C. Lawrence Zitnick. 2014. Microsoft COCO: Common objects in context. arXiv:1405.0312 [cs.CV].
- Ali Sharif Razavian, Hossein Azizpour, Josephine Sullivan, and Stefan Carlsson. 2014. CNN features off-the-shelf: an astounding baseline for recognition. arXiv preprint arXiv:1403.6382, March.
- K. Simonyan and A. Zisserman. 2014. Very deep convolutional networks for large-scale image recognition. CoRR, abs/1409.1556,
- Yelong Shen, Xiaodong He, Jianfeng Gao, Li Deng, and Gregoire Mesnil. 2014. Learning Semantic Representations Using Convolutional Neural Networks for Web Search. In WWW.
- Yelong Shen, Xiaodong He, Jianfeng Gao, Li Deng, and Gregoire Mesnil. 2014b. A latent semantic model with convolutional-pooling structure for information retrieval. In CIKM.
- Nitish Srivastava and Ruslan Salakhutdinov. 2012. Multimodal learning with deep Boltzmann machines. In NIPS.
- Richard Socher, Andrej Karpathy, Quoc V. Le, Christopher D. Manning, Andrew Y. Ng. 2014. Grounded compositional semantics for finding and describing images with sentences. In ACL

Untrained image layers	Trained image layers	Trained text layers	Trained Image layer size	Trained text layer size	HBR	ABR
(random)	NA	NA	NA	NA	1996.7	20457.1
7*	1	1	300	300	37.2	1944.8
6	2	2	1000-300	1000-300	33.8	1331.1
6	3	3	1000-500-300	100-500-300	33.7	1399.4
6	3	5	1000-500-300	4000-1000-500-300-300	27.3	1190.3
6	3	6	1000-500-300	4000-2000-1000-500-300-300	26.4	1159.4
7	3	5	2000-1000-300	4000-2000-1000-500-300	21.6	938.7
7	3	6	1000-500-300	4000-2000-1000-500-300-300	24.4	1069.8

* The DeVISE baseline uses a linear projection between the FC7 image feature vector and the word embedding feature vector. The word embedding vectors are trained on the caption data of the training set.

Table 1: DMSM caption retrieval results on the COCO dataset.

Supplement Materials: Caption retrieval examples





image		
Retrieved caption	a wooden bench in a grass field with a tree	a metal kitchen table with a shelf holding knives
Ground truth	a wooden bench is sitting next to a grassy field a park bench next to fence and trees by grassy field a secluded park bench over looking a field a park bench placed near an open field a wooden bench in a grass field with a tree	a kitchen counter top filled with appliances and a wooden shelf a kitchen with many things on the counter top a variety of kitchen appliances lined up on a counter a row of appliances sit on a kitchen counter under the cabinet the counter holds many small appliances and tools for the kitchen

image		
Retrieved caption	this is a picture of a bird on a limb of a tree	man in a mid tennis swing holding a racket
Ground truth	a gray bird is standing on small brown branch there is a bird sitting on a tree branch there is a bird perched on the tree branch the bird is sitting on the small branch of	a man hitting a tennis ball with a racket a young man is playing tennis on a tennis court blonde male mid-swing playing tennis in tennis court a boy hitting a tennis ball with his racquet

	the tree a bird is perched on a twig in the trees	a young man is just about to hit a tennis ball
--	--	--





image		
Retrieved caption	a group of birds flying above the beach	a person holding a cell phone showing a text
Ground truth	a flock of birds flying over a beach next to the ocean a flock of birds are flying near a body of water a group of nine birds flying over water flock of ducks flying over a sandy beach nine geese flying south for the winter months	a phone with lines running on the screen a person holding a mobile phone with colorful lines on the screen someone is displaying a colorful pinstripe wallpaper on a cell phone, colored lines on the screen of a cell phone a person holding a cellphone and sitting next to a group of other people

image		
Retrieve d caption	a motorcycle parked near other bikes and people near by	a traffic light above a road with a building in the background
Ground truth	a row of parked bicycles and motor cycles a group of motorcycles and bicycles parked on the side of a road several motorcycles and bicycles parked in a parking area both bicycles and motorcycles park at this spot a group of parked motor bikes sitting next to white railing	a stop light that is green that also has various other street markers on it a green street light on a city street a traffic light on a pole on the side of the street the electronic traffic signal near the building has turned green a pole with street signs and a green light