

Fission barrier, damping of shell correction and neutron emission in the fission of $A \sim 200$

K. Mahata,^{1,2,*} S. Kailas,^{1,3,†} and S. S. Kapoor^{1,‡}

¹*Nuclear Physics Division, Bhabha Atomic Research Centre, Mumbai 400 085, INDIA*

²*Homi Bhabha National Institute, Anushakti Nagar, Mumbai 400 094, INDIA*

³*UM-DAE Centre for Excellence in Basic Sciences, Mumbai 400 098, INDIA*

(Dated: October 17, 2018)

Decay of ^{210}Po compound nucleus formed in light and heavy-ion induced fusion reactions has been analyzed simultaneously using a consistent prescription for fission barrier and nuclear level density incorporating shell correction and its damping with excitation energy. Good description of all the excitation functions have been achieved with a fission barrier of 21.9 ± 0.2 MeV. For this barrier height, the predicted statistical pre-fission neutrons in heavy-ion fusion-fission are much smaller than the experimental values, implying the presence of dynamical neutrons due to dissipation even at these low excitation energies (~ 50 MeV) in the mass region $A \sim 200$. When only heavy-ion induced fission excitation functions and the pre-fission neutron multiplicities are included in the fits, the deduced best fit fission barrier depends on the assumed fission delay time during which dynamical neutrons can be emitted. A fission delay of $(0.8 \pm 0.1) \times 10^{-19}$ s has been estimated corresponding to the above fission barrier height assuming that the entire excess neutrons over and above the statistical model predictions are due to the dynamics. The present observation has implication on the study of fission time scale/ nuclear viscosity using neutron emission as a probe.

The fission process involves most drastic rearrangements in nuclei, where both statistical and dynamical features, governed by the delicate interplay between the macroscopic (liquid drop) aspects and the quantal (shell) effects, are exhibited. One of the key questions in nuclear fission is: what is the maximum energy along the fission path (barrier height) [1]? The fission barrier has contributions from the macroscopic liquid drop part as well as from the microscopic shell effects. Accurate knowledge of the fission barrier height is vital not only to understand the heavy-ion induced fusion-fission dynamics and predictions concerning super-heavy nuclei, but also other areas, such as stellar nucleosynthesis and nuclear energy applications. The status of charged particle induced fission reactions has been reviewed recently [2]

Experimental determination of the fission barrier height in mass $A \sim 200$ continues to be a challenging problem. In this mass region, the fission barrier heights are much higher than the neutron separation energies and experimental cross sections around the fission barrier, being extremely low, are often not available. Large ground state shell corrections around the $Z=82$, $N=126$ brings in additional parameters in the investigation of fission in mass $A \sim 200$ region.

As shown in Fig. 1, the mass of a nucleus gets lowered from the liquid drop (LD) ground state due to negative shell correction energy (Δ_n). Knowledge of the shell correction at the saddle deformation (Δ_f) for $A \sim 200$ is obscure and most of the analyses assume $\Delta_f = 0$. The shell correction reduces with increasing excitation energy and washes out at excitation energy of around 30-40 MeV.

A clear manifestation of this is observed in the energy dependence of the nuclear level density. For the ground state shape, the nuclear level density of a closed shell nucleus shows the same energy dependence as nuclei away from the shell closure at high excitation energies ($E^* > 30$ to 40 MeV) if the thermal energy U is measured from the liquid drop ground state i.e. back-shifted by $-\Delta_n$ ($U = E^* + \Delta_n$) [3]. At intermediate energies the dependence is accounted by an energy dependent level density parameter $a(E^*)$, approaching asymptotically to the liquid drop value (\tilde{a}) [3, 4], which is equivalent to an energy dependent back-shift. It may be interpreted as if a part of the excitation energy is spent to melt the shell correction partially or fully and the rest appears as thermal energy.

According to the statistical model of compound nucleus decay, all possible decays are equally likely and the decay probabilities are governed by the relative density of levels (phase space) [5]. Level density for the ground state shape $\rho_n(E^*)$ at the excitation energy E^* can be calculated as [3, 4]

$$\begin{aligned} [\ln \rho_n(E^*)]^2 &\sim 2\tilde{a}_n \left[1 + \frac{\Delta_n}{E^*} (1 - e^{-\eta E^*}) \right] E^* \\ &\sim 2\tilde{a}_n \underbrace{[E^* + \Delta_n (1 - e^{-\eta E^*})]}_{U_n(E^*, \Delta_n)} \end{aligned} \quad (1)$$

For large E^* , shell effects are washed out as ηE^* is large and the asymptotic value of $\rho_n(E^*)$ is given by $[\ln \rho_n(E^*)]^2 = 2\tilde{a}_n [E^* + \Delta_n]$. Similarly, level density for the saddle shape $\rho_f(E^*)$ corresponding to the fission

* kmahata@barc.gov.in

† Raja Ramanna Fellow

‡ INSA Honorary Scientist

ties, shown in Fig. 2, are calculated as $P_f = \sigma_{fis}/\sigma_{fus}$ using the experimental fission cross-sections (σ_{fis}) for p [16–18], α [7], ^{12}C [9, 19] and ^{18}O [6, 19] induced fission reactions. In case of p induced reaction the sum of xn evaporation [20] and fission cross-sections have been taken as the fusion cross-section (σ_{fus}). For the α induced reaction, the fusion cross-section have not been measured experimentally and have been taken from the Bass model [21]. The Bass model gives a good description of the measured fusion excitation function for $\alpha+^{209}\text{Bi}$ system [22]. Effect of pre-equilibrium particle emission in the case of p and α induced reactions in the present analysis is estimated to be insignificant [23]. Experimental fusion cross-sections for ^{12}C and ^{18}O have been taken from the literature [6, 9].

The analysis has been carried out using the code PACE [24] with the modified prescriptions for fission barrier and level density parameter [14]. The excitation energy of the compound nucleus is taken as $E^* = E_{c.m.} + Q - E_{rot}(J) - \delta_p$, where $E_{c.m.}$, Q , E_{rot} and δ_p are the energy in the centre-of-mass system, Q-value for fusion, rotational energy and pairing energy, respectively. The Q-value and particle separation energies for subsequent decays are calculated using the experimental mass [25]. The rotational energy $E_{rot}(J)$ is taken from Ref. [26]. The damping of shell correction is taken into account by having the thermal energy at equilibrium deformation as $U_n = E^* + \Delta_n(1 - e^{-\eta E^*})$. As shown in Eq. 1, this is equivalent to Ignatyuk prescription [4]. The value of level density parameter (\tilde{a}_n) is taken as $A/9$. Shell corrections at the ground state (Δ_n) are taken from Ref. [27]. The fission barrier is expressed as $B_f(J) = B_f^{RFRM}(J) - \Delta_n + \Delta_f$. The angular momentum dependent macroscopic part of the fission barrier ($B_f^{RFRM}(J)$) is taken from the Rotating Finite Range Model [26]. The thermal excitation energy at the saddle deformation is calculated as $U_f = E^* - B_f(J) + \Delta_f(1 - e^{-\eta(E^* - B_f)})$. In the earlier analysis [14], simultaneous fit to fission and ER cross sections along with ν_{pre} values for $^{12}\text{C}+^{198}\text{Pt}$ system required $B_f(0)$ to be 13.4 MeV with $\Delta_f = 0.76 \times \Delta_n$. However, the value of fission probabilities (P_f) for p and α induced fission at lower excitation energies, which are more sensitive to the value of B_f and less sensitive to \tilde{a}_f/\tilde{a}_n [23], are grossly over-predicted with the use of such a small value of B_f (large value of Δ_f) as shown by the (black and green) dotted lines in Fig. 2 for fusion of p and α particles. Hence, the value of Δ_f and \tilde{a}_f/\tilde{a}_n have been varied to fit the experimental excitation functions. An excitation energy dependent shell damping factor $\eta = 0.054 + 0.002 \times E^*$ for the equilibrium configuration is found to reproduce the shape of the measured fission excitation function better than a constant damping factor [23]. Best fit to the p and α induced fission data results in $\Delta_f = 0.4 \pm 0.3$ MeV and 0.7 ± 0.3 MeV, respectively. The corresponding values of \tilde{a}_f/\tilde{a}_n are 1.036 and 1.018 for p and α induced fission, respectively. As stated earlier, the fission excitation functions for ^{12}C and ^{18}O projectiles are not sensitive to the correlated variation of

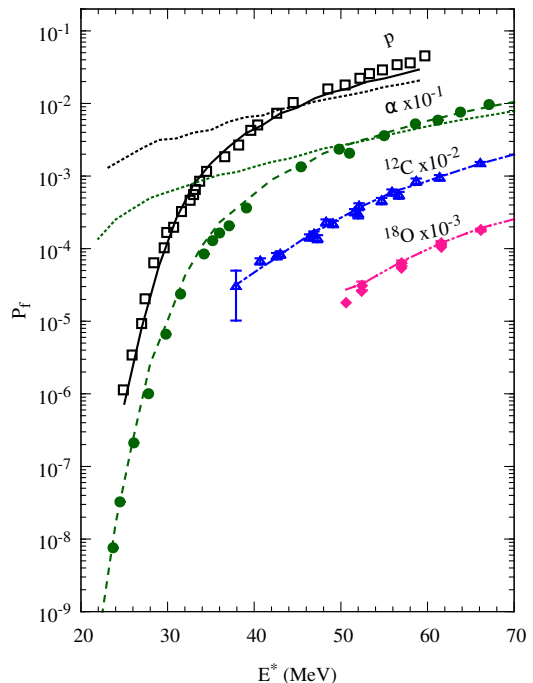


FIG. 2. (Color online) Experimental fission probabilities of ^{210}Po are compared with the statistical model calculations. The (black) continuous, (green) dashed, (blue) dot-dashed and the (pink) dot-dot-dashed lines are the statistical model predictions with $B_f(0) = 21.9$ MeV, $\tilde{a}_f/\tilde{a}_n = 1.027$ for fusion of p , α , ^{12}C and ^{18}O projectiles, respectively. The black and green dotted lines are the predictions of the statistical model with $B_f = 13.4$ MeV [14] for fusion of p and α particles, respectively.

Δ_f and \tilde{a}_f/\tilde{a}_n . It should be noted here that the uncertainty in the macroscopic part of the barrier as well as in the ground state shell correction has not been considered in deducing the above values of Δ_f .

A value of 21.9 ± 0.2 MeV for the fission barrier, which is found to reproduce the fission and xn excitation functions for all the systems populating ^{210}Po , is in good agreement with the prediction (22.1 MeV) of the macroscopic-microscopic finite-range liquid-drop model [1]. As shown in Fig. 3, the statistical model calculation with this value of fission barrier predicts the statistical part of the ν_{pre} values which are much smaller than the experimental ν_{pre} value for fusion of ^{12}C with ^{198}Pt [28].

From the above analysis, it is evident that while the fission barrier for ^{210}Po is 21.9 ± 0.2 MeV, and there are no significant shell corrections at the saddle point, there is an excess emission of neutrons as compared to the statistical model predictions even at excitation energy as low as 50 MeV. In the literature, excess neutron emission as compared to the statistical model predictions has been observed due to the fission delay at higher excitation energies [15]. We have estimated fission delay assuming that these excess neutrons arise entirely due to dynamical

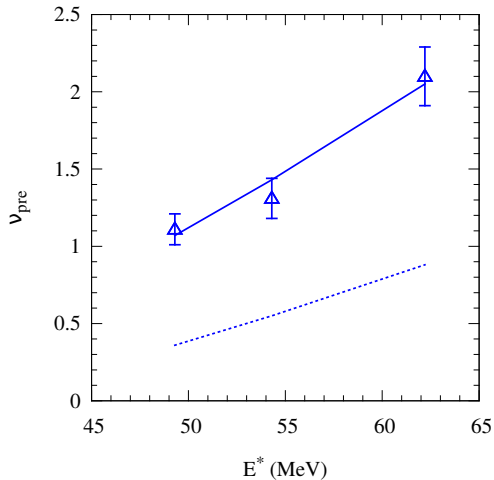


FIG. 3. (Color online) Experimental pre-fission neutron multiplicity data (open triangle) [28] are compared with the statistical model calculations (blue, dotted line) with $B_f(0) = 21.9$ MeV for fusion of ^{12}C projectile. The (blue) continuous is obtained by adding the estimated dynamical neutrons corresponding to a fission delay of 0.8×10^{-19} to the statistical model calculation (see text).

cal emission using a Monte Carlo procedure. The mean lifetime of neutron emission (τ_n) at each decay step is estimated from the neutron decay width (Γ_n) from the statistical model. The time distribution of neutron emission is obtained by multiplying τ_n with the negative logarithm of a random number, chosen in the interval between 0 and 1 [29, 30]. The contribution due to dynamical emission is taken as the ratio of the number of neutrons emitted within the dynamical delay time to the total number of cascades. In the present work, fission delay has been estimated under the assumption of dynamical emission taking place only at the equilibrium deformation. Emission at other deformations will be less probable due to lesser excitation energy available and a recent dynamical calculation [31] also suggests that the fissioning nuclei in this mass region spends most of its time in the equilibrium and saddle region.

If both heavy-ion fusion-fission excitation function and pre-fission neutron data are included in the fit, the best fit fission barrier height depends on the assumed statistical component of the experimental pre-fission neutrons. Further, the division of pre-fission neutrons into statistical and dynamical contributions depends on the value of fission delay during which dynamical neutrons can be emitted. Fig. 4 shows the correlation between the best fit fission barrier height and the required fission delay assuming emission from equilibrium deformation. On the basis that dissipation may not be important at low energies ($E^* < 60$ MeV) for this mass region [32, 33], in our earlier work [14], a correction to ν_{pre} was made assuming dynamical delay of 0.3×10^{-19} s, which resulted in much smaller fission barrier implying a large shell cor-

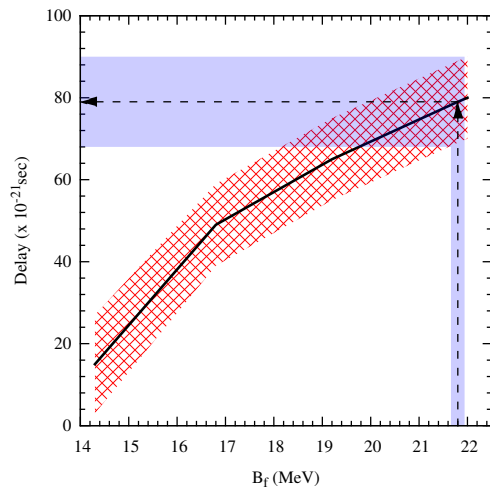


FIG. 4. (Color online) Correlation between the fission barrier height and the dynamical delay required to account for the excess neutrons as compared to the prediction of the statistical model. The hatched region corresponds to the uncertainty in the measured pre-fission neutron multiplicity data. The shaded region indicates the uncertainty in the fission barrier obtained from the analysis of all the fission excitation functions and the corresponding dynamical delay.

rection at the saddle point. A dynamical delay of $(0.8 \pm 0.1) \times 10^{-19}$ s is required for emission at equilibrium deformation corresponding to the fission barrier of 21.9 MeV to fit all the fission excitation functions. As shown in Fig. 3, dynamical contributions corresponding to a delay of 0.8×10^{-19} s in addition to the statistical contributions reproduce the measured pre-fission neutron multiplicities well.

As discussed in Ref. [15], the calculated neutron mean life and hence the extracted fission delay also depends on the value of level density parameter. In the above calculation the value of \tilde{a}_n is assumed to be $A/9$, which gave a better reproduction of the experimental partial xn excitation functions [14] and is also within the acceptable range of $A/8$ to $A/9.5$, determined from the measured neutron spectrum for a nearby compound nucleus (^{208}Pb) [34]. Significant near scission emission (0.1 - 0.3 neutrons/fission) has been reported in spontaneous and induced fission at low energies of actinide nuclei in the literature [35]. If such non-statistical near scission neutron emission at the instant of neck breaking is also present in case of fission of lighter nuclei such as ^{210}Po , the dynamical component will reduce leading to a fission delay smaller than 0.8×10^{-19} s.

In summary, the decay of ^{210}Po formed in fusion of p , α , ^{12}C and ^{18}O projectiles has been analyzed simultaneously, using a consistent prescription for fission barrier and level density allowing continuous damping of shell corrections. The low energy light-ion induced fission excitation functions are found to be crucial to determine the height of the fission barrier accurately. The best fit fission

barrier of ^{210}Po is found to be $B_f = 21.9 \pm 0.2$ comprised mainly of a liquid drop component ($B_{LD} = 10.8$ MeV) and a ground state shell correction ($\Delta_n = -10.6$ MeV) without significant shell correction at the saddle point. The statistical model calculation with the fission barrier of 21.9 MeV substantially under predicts the experimental pre-fission neutron multiplicities in heavy-ion fusion-fission reactions, indicating the presence of non-statistical neutron emission. In view of this, the pre-fission neutron multiplicity data should not be used to constrain the statistical model parameter as attempted earlier [11, 12, 14]. Assuming that the bulk of these excess neutrons may be dynamical neutrons, a significant fission delay is implied even at low excitation energies of about 50 MeV in this mass region. For the heavy-ion induced fusion-fission, a correlation has been found between the best fit fission

barrier and the assumed fission delay during which dynamical neutron can be emitted. Dynamical calculation with the fission barrier obtained from the present analysis should provide more detailed knowledge of fission dynamics in this mass region. Since the fission delay deduced in this work depends on the value of pre-fission neutrons, more measurements of pre-fission neutron multiplicity at low energies in this mass region will be desirable. The present result indicating a significant fission delay at lower excitation energies is of much relevance to the study of nuclear viscosity using neutron emission as a probe.

One of us (SK) acknowledges the support received under the DAE Ramanna fellowship. One of us (SSK) acknowledges the support from Indian National Science Academy.

-
- [1] P. Möller, A. J. Sierk, T. Ichikawa, A. Iwamoto, R. Bengtsson, H. Uhrenholt, and S. Åberg, *Phys. Rev. C* **79**, 064304 (2009).
- [2] S. Kailas and K. Mahata, *Pramana* **83**, 851 (2014).
- [3] V. S. Ramamurthy, S. S. Kapoor, and S. K. Kataria, *Phys. Rev. Lett.* **25**, 386 (1970).
- [4] A. V. Ignatyuk, G. N. Smirenkin, and A. S. Tishin, *Sov. J. Nucl. Phys.* **21**, 255 (1975), [*Yad. Fiz.* **21**, 485 (1975)].
- [5] R. Stokstad, in *Treatise on Heavy Ion Science*, Vol. 3, edited by D. A. Bromley (Plenum, New York, 1985) p. 83.
- [6] R. Charity, J. Leigh, J. Bokhorst, A. Chatterjee, G. Foote, D. Hinde, J. Newton, S. Ogaza., and D. Ward, *Nucl. Phys. A* **457**, 441 (1986).
- [7] L. G. Moretto, K. X. Jing, R. Gatti, G. J. Wozniak, and R. P. Schmitt, *Phys. Rev. Lett.* **75**, 4186 (1995).
- [8] A. D'Arrigo, G. Gardiana, M. Herman, A. V. Ignatyuk, and A. Taccone, *J. Phys. G: Nucl. Part* **20**, 365 (1994).
- [9] A. Shrivastava, S. Kailas, A. Chatterjee, A. M. Samant, A. Navin, P. Singh, and B. S. Tomar, *Phys. Rev. Lett.* **82**, 699 (1999).
- [10] C. Schmitt, K. Mazurek, and P. Nadtochy, *Physics Letters B* **737**, 289 (2014).
- [11] S. E. Vigdor, H. J. Karwowski, W. W. Jacobs, S. Kailas, P. Singh, F. Foga, and P. Yip, *Phys. Lett B* **90**, 384 (1980).
- [12] D. Ward, R. J. Charity, D. J. Hinde, J. R. Leigh, and J. O. Newton, *Nuclear Physics A* **403**, 189 (1983).
- [13] K. Mahata, S. Kailas, A. Shrivastava, A. Chatterjee, A. Navin, P. Singh, S. Santra, and B. Tomar, *Nucl. Phys. A* **720**, 209 (2003).
- [14] K. Mahata, S. Kailas, and S. S. Kapoor, *Phys. Rev. C* **74**, 041301(R) (2006).
- [15] D. J. Hinde, H. Ogata, M. Tanaka, T. Shimoda, N. Takahashi, A. Shinohara, S. Wakamatsu, K. Katori, and H. Okamura, *Phys. Rev. C* **39**, 2268 (1989).
- [16] A. Khodai-Joopari, Ph.D. thesis, University of California (1966), Report UCRL-16489.
- [17] O. A. Zhukova, A. V. Ignatyuk, M. G. Itkis, S. I. Mulgin, V. N. Okolovich, G. N. Smirenkin, and A. S. Tishin, *Sov. J. Nucl. Phys.* **26**, 251 (1977), [*Yad. Fiz.* **26**, 473 (1977)].
- [18] A. V. Ignatyuk, M. G. Itkis, I. A. Kamenev, S. I. Mulgin, V. N. Okolovich, and G. N. Smirenkin, *Sov. J. Nucl. Phys.* **40**, 400 (1984), [*Yad. Fiz.* **40**, 625 (1984)].
- [19] J. van der Plicht, H. C. Britt, M. M. Fowler, Z. Frankel, A. Gavron, J. B. Wilhelmy, F. Plasil, T. C. Awes, and G. R. Young, *Phys. Rev. C* **28**, 2022 (1983).
- [20] EXFOR database: <http://www-nds.iaea.org/EXFOR/>.
- [21] R. Bass, *Phys. Rev. Lett.* **39**, 265 (1977).
- [22] Y. Penionzhkevich, Y. Muzychka, S. Lukyanov, R. Kalpakchieva, N. Skobelev, V. Perelygin, and Z. Dlouhy, *Eur. Phys. J. A* **13**, 123 (2002).
- [23] K. Mahata, to be published in *Pramana - J. Phys.* 2014.
- [24] A. Gavron, *Phys. Rev. C* **21**, 230 (1980).
- [25] M. Wang, G. Audi, A. Wapstra, F. Kondev, M. Maccormick, X. Xu, and B. Pfeiffer, *Chinese Phys. C* **36**, 1603 (2012).
- [26] A. J. Sierk, *Phys. Rev. C* **33**, 2039 (1986).
- [27] W. D. Myers and W. J. Swiatecki, "Lawrence Berkeley Laboratory Report No. LBL-36803, 1994,".
- [28] K. S. Golda, A. Saxena, V. K. Mittal, K. Mahata, P. Sugathan, A. Jhingan, V. Singh, R. Sandal, S. Goyal, J. Gehlot, A. Dhal, B. R. Behera, R. K. Bhowmik, and S. Kailas, *Nuclear Physics A* **913**, 157 (2013).
- [29] A. Gavron, A. Gayer, J. Boissevain, H. C. Britt, T. C. Awes, J. R. Beene, B. Cheynis, D. Drain, R. L. Ferguson, F. E. Obenshain, F. Plasil, G. R. Young, G. A. Pettit, and C. Butler, *Phys. Rev. C* **35**, 579 (1987).
- [30] H. Rossner, D. Hilscher, D. J. Hinde, B. Gebauer, M. Lehmann, M. Wilpert, and E. Mordhorst, *Phys. Rev. C* **40**, 2629 (1989).
- [31] P. N. Nadtochy, E. G. Ryabov, A. E. Gegechkori, Y. A. Anischenko, and G. D. Adeev, *Phys. Rev. C* **89**, 014616 (2014).
- [32] B. B. Back, D. J. Blumenthal, C. N. Davids, D. J. Henderson, R. Hermann, D. J. Hofman, C. L. Jiang, H. T. Penhila, and A. H. Wuosmaa, *Phys. Rev. C* **60**, 044602 (1999).
- [33] M. Thoennessen and G. F. Bertsch, *Phys. Rev. Lett.* **71**, 4303 (1993).
- [34] P. C. Rout, D. R. Chakrabarty, V. M. Datar, S. Kumar, E. T. Mirgule, A. Mitra, V. Nanal, S. P. Behera, and V. Singh, *Phys. Rev. Lett.* **110**, 062501 (2013).
- [35] I. Halpern, *Annu. Rev. Nucl. Sci.* **21**, 245 (1971).