

AiiDA: Automated Interactive Infrastructure and Database for Computational Science

Giovanni Pizzi^{a,1}, Andrea Cepellotti^{a,1}, Riccardo Sabatini^a, Nicola Marzari^a,
Boris Kozinsky^b

^a*Theory and Simulation of Materials (THEOS), and National Centre for Computational Design and Discovery of Novel Materials (MARVEL), École Polytechnique Fédérale de Lausanne, 1015 Lausanne, Switzerland*

^b*Research and Technology Center, Robert Bosch LLC, Cambridge, Massachusetts 02139, USA*

Abstract

Computational science has seen in the last decades a spectacular rise in the scope, breadth, and depth of its efforts. Notwithstanding this prevalence and impact, it is often still performed using the renaissance model of individual artisans gathered in a workshop, under the guidance of an established practitioner. Great benefits could follow instead from adopting concepts and tools coming from computer science to manage, preserve, and share these computational efforts. We illustrate here our paradigm sustaining such vision, based around the four pillars of Automation, Data, Environment, and Sharing, and discuss its implementation in the open-source AiiDA platform (<http://www.aiida.net>). The platform is tuned first to the demands of computational materials science: coupling remote management with automatic data generation; ensuring provenance, preservation, and searchability of heterogeneous data through a design based on directed acyclic graphs; encoding complex sequences of low-level codes into scientific workflows and turnkey solutions to boost productivity and ensure reproducibility; and developing an ecosystem that encourages the sharing and dissemination of codes, data, and scientific workflows.

Keywords: high-throughput, materials database, scientific workflow, directed acyclic graph, provenance, reproducibility

1. Introduction

The emergence of computational science as a new paradigm straddling experiments and theory requires urgently a complementary effort to develop the concepts and tools to organize research efforts with the ideas and practices of

Email addresses: giovanni.pizzi@epfl.ch (Giovanni Pizzi),
andrea.cepellotti@epfl.ch (Andrea Cepellotti)

¹These two authors equally contributed to the work.

computer science, and with novel approaches to manage automatic data generation, ensure long-term reproducibility, and encourage dissemination of knowledge encoded in the form of scientific workflows. At the same time, one needs to balance flexibility for heterogeneous tasks and data types with an appropriate learning curve geared towards usability. With these considerations in mind, we developed AiiDA, an Automated Interactive Infrastructure and Database for computational science, targeting first the demands of computational materials science while providing a flexible format to bridge towards different disciplines.

Here, we first describe the general requirements that any such infrastructure should have in order to be an effective environment to create, manage, analyze and share data and simulations — we summarize these in the four pillars of the ADES model (Automation, Data, Environment, and Sharing). We then describe in detail how these requirements are addressed by the current open-source implementation of AiiDA, where the infrastructure provides the user with the ability to interact seamlessly with different remote resources and tools via a customizable plugin interface and a high-level scripting workflow engine for automation of simulations. A central goal of AiiDA is the reproducibility of the calculations and the resulting data chain, achieved by a tight coupling of workflow automation and data storage. Data analysis and querying of heterogeneous results and of the provenance relationships are made possible and effective by a database design based on directed acyclic graphs and targeted towards data management for high-throughput simulations.

We take as a case study computational materials science, given that the accuracy and predictive power of the current “quantum engines” (i.e., computational codes performing quantum-mechanical simulations) has made these widespread in science and technology (as an example, 12 of the top-100 most cited papers in the entire scientific literature worldwide deal with quantum simulations using density-functional theory [1]), to the point that nowadays they are widely and routinely used in industry and academia to understand, predict, and design the properties and performance of complex or novel materials and devices. With this success come also different physical models, numerical approximations, software codes, and computable properties: all are growing in number, further increasing the complexity and heterogeneity of computations and data types. Besides computational materials science, all computational sciences have seen a rapid increase of data generated and stored, mirroring the increases in available computational power, storage capacity, and the establishment of widespread model of data mining and data searches. There is thus a great demand for consolidating the knowledge and data that are accumulated in the various computational communities, and it is especially important to respond to these three main challenges: automation and data management, reproducibility, and collaboration between users, all critical to accelerate progress.

Focusing thus for the rest of this paper on computational materials science, the first challenge is brought about by the availability of robust codes based on accurate physical models (first and foremost density-functional theory), the emergence of openly sharable materials databases, and the sustained increase in high-performance computational (HPC) capacity, to the point that the model

of materials’ design and discovery through high-throughput computations has emerged (see Refs. [2, 3, 4], and Ref. [5] for the literature cited therein). In some realizations of this paradigm many different materials (taken from experimental or computational databases, often populated by structure-prediction methods) and their properties are screened for optimal performance. This type of work requires automation of the computational engines (e.g., via scripting) in order to run thousands of simulations or more. However, practical implementations of flexible and general workflow tools are not only technically challenging but also application-dependent. There is moreover the need to archive calculation results using a format that facilitates analysis of trends and correlations. Depending on the application, the amount of data per computation can be substantial, and when the computations are automated, the amount of data generated is so large that it cannot be managed manually, as it was in single-case studies.

The second challenge is the requirement that in computational science computed results should be reproducible. In most cases this is possible once the code version and the inputs are available. However, typically only partial information is retained by researchers, and even less is provided in published works. We believe that scientific computational papers should strive to be accompanied by all the details that are needed to independently reproduce the data, from initial inputs to final computed properties, whenever publicly-available or open-source software is available (the latter, in itself, an enabler of shared access to resources). Such complete reproducibility has indisputable benefits to validate research and accelerate progress, but is hindered by the high barrier to organize the data and the lack of tools and standards to share them.

The third challenge is that of building a community within and across multiple computational groups to share data and workflows, to collaborate and to cross-validate results. A common suggestion is to create unified central data-banks of computed results, where users can contribute their data. This indeed addresses some of the issues, and there have already been several attempts over the last decade to create such repositories [6, 7, 8, 9, 10, 11, 12, 13]. However, these repositories often have the bulk of their contribution coming from the group initiating the database, with data specific for a particular code or application, and an implementation which is capable of attracting wide user contributions faces additional challenges. First, there is not yet a direct benefit or requirement for sharing data in a competitive academic or commercial environment; second, more important, even researchers who are willing to contribute do not have the ability and time to easily collect and manage their own data, convert these to another format, filter and upload them. We believe, therefore, that there is value in the ability to set up and manage local but shareable data repositories driven by the interests of a given group, collaborative network, or project, with the view of making this a diffuse model.

2. The ADES model for computational science

We summarize the key features that are required from a computational science infrastructure in four pillars, that we termed the ADES model: Automa-

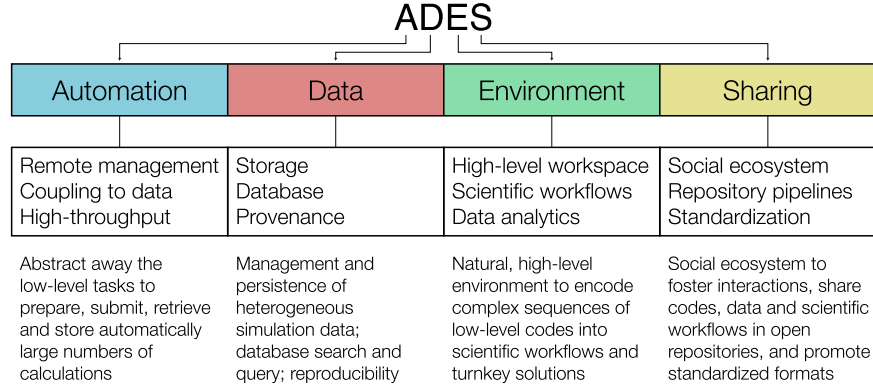


Figure 1: The four pillars of the proposed infrastructure for computational science. At the lower level, an automation framework and an efficient data management solution are needed to abstract away the tasks of organizing the calculations, to persist the data generated and to query them. At the user level, a natural high-level environment allows researchers to analyze the results without the need of technical skills in database management; this is then coupled with a social ecosystem to stimulate the sharing of codes, data and workflows.

tion, Data, Environment, and Sharing (see Fig. 1). In this section we illustrate each of them and identify the platform requirements that are needed, while in the following sections we discuss how AiiDA addresses these, together with the technical details of the implementation.

The first pillar, **Automation**, responds to the needs of abstracting away the low-level tasks to prepare, submit, retrieve and store large numbers of calculations, thus streamlining and accelerating the simulation efforts, while making these trackable and reliably coupled to their storage. It can be further subdivided into the following main items:

- **Remote management** Large computations are typically prepared on a user's workstation and executed on HPC clusters. The different steps of job preparation, submission, status check, and results retrieval are repetitive and can be readily automated, even when using different job schedulers and communication protocols in different computing centers. As these tasks are independent of the specific simulation tools, it is convenient to create an intermediate layer to abstract the remote management tasks into a high-level Application Programming Interface (API). The advantage is twofold: on one side, different communication and scheduler implementations can be supported by plugins, all exposing the same API. On the other hand, it is easier to make a simulation code or workflow more interoperable by making it interact with a standard machine-independent API. Early work in this *middleware* direction has been done in the Open Grid Forum [14] with, e.g., the DRMAA [15] and the SAGA APIs, and similar

efforts have been done by the UNICORE [16] and gc3pie [17] projects. The second advantage of having a uniform interaction layer is the possibility to algorithmically decide at run-time which of the available computational resources to engage for each sub-task of computational workflows, depending on memory/CPU requirements, availability of the resource, required time to solution, or by identifying the least expensive provider (thus even enabling in the future a liquid market of CPU resources).

- **Coupling to data** We believe that database population and full reproducibility of calculations require a *tight coupling of automation and storage*. Decoupling these two aspects hinders reproducibility, as it leaves to the researcher the task of manually uploading calculation inputs and outputs to a suitable repository. Such a manual process is error-prone and the resulting repositories risk to be inhomogeneous if the calculations are run and stored in different formats, and incomplete or even incorrect if the user forgets to upload some files or mistakenly uploads mismatched ones. Also, by coupling automation and storage one creates the foundations to have direct pipelines to shared repositories (see later). As the infrastructure is going to create the input files in an automatic fashion using previously stored information, the resulting repository becomes consistent, promoting also reproducibility.
- **High-throughput** The main advantage of automation is obtained in situations when screening or parameter sweeps are required, involving thousands of calculations or more. Running and managing them one by one is error-prone and often not even feasible. On the other hand, having a high-level automation framework opens the possibility to run multiple calculations simultaneously, analyze and filter the results to then focus only on the most promising candidates. It is also important that the infrastructure be able to deal with possible errors arising during the computations, trying to automatically recognize and remediate these whenever possible.

The second pillar, **Data**, concerns the management of the data produced by the simulations and covers the following three core areas:

- **Storage** As discussed before, complete reproducibility of computations requires a tight coupling of automation, provenance, and storage. HPC calculations often produce a large amount of heterogeneous data that falls into two categories. Much of the data is required only temporarily (e.g., for checkpointing) and can be discarded at the end of the simulation, while files containing input parameters and final results need to be automatically and permanently stored for future reference and analysis. By adopting a code-dependent file-storage policy, the platform makes it possible to avoid permanent storage of large temporary files, while safeguarding at the same time the relevant output files in a permanent repository. On the other hand, AiiDA keeps track of the existence of the intermediate temporary checkpoint files, so that the logical flow of calculations is persisted

and can always be tracked, even if the intermediate files are not stored permanently. We also note it is essential to store all the information required to reproduce a calculation, including the code that was used to generate the data and its version, together with all the input information and its origins — one could even envision the storage of reference virtual machines for complete numerical reproducibility, or the adoption of more advanced approaches like Docker [18], that gives the same reproducibility guarantee of a virtual machine with much smaller virtual image sizes and equally easy (if not easier) deployment speeds.

- **Database** Today’s typical computational work environment consists of a multitude of files with often arbitrary directory structures, naming schemes and lacking documentation. In practice, it is hard to understand and use the information produced by another person (and even by the same user after some time). As it will be explained in the later sections, we devised a data model based on directed acyclic graphs where each node represents in a graph database all the elements of a calculation, together with their relationships. By using a relational database as backend, as will be discussed later, data and calculations can be related to each other and grouped into logical sets that the database can operate on. It is important to construct a schema that is able to accommodate a variety of heterogeneous data that different calculations can produce, and most importantly querying of any type of value (numbers, strings, lists, dictionaries, ...) associated to any node. As a consequence, the implementation is not restricted to a specific application, but instead any type of calculation or code can be supported.
- **Provenance** While reproducibility of each single calculation is important, it is not sufficient to describe completely how a result is obtained from a complex sequence of computational steps. The full provenance of a computational workflow needs to be persisted by recording causal relationships between calculations. One simple prototypical use case is the description of a crystal structure: the final relaxed unit cell and atomic coordinates are of limited use without the information describing how they were obtained. It is important also that the history of the data can be queried, not only for direct relationship, but to recognize if there is a sequence of calculations that connects the data. This requires to traverse the graph, and for higher efficiency we automatically update a transitive-closure table that can be directly queried to discover node connectivity. Some examples may include a search for all structures that were optimized using a specific method, originating from a specific experimental database, or that have been used as inputs to a calculation of a specific property, and for which that property has a value of interest.

While the first two pillars highlighted above describe low-level functionalities, the other two pillars deal with user-oriented features. In particular, the pillar **Environment** focuses on creating a natural environment for computa-

tional science in which researchers can become more productive without advanced technical skills in software development or database management. The Environment pillar involves the following aspects:

- **High-level workspace** Databases offer many advantages in data-driven computational science, but few scientists are experts in database administration. Therefore, the interface between the user and the database requires careful design: it should be intuitive and the learning curve should be rapid. The infrastructure thus needs an abstraction layer implemented via an Application Programming Interface (API) from a common high-level programming language, such as Python, hiding the intricacies of database management and connections via e.g. SQL queries. Fortunately, numerous mature tools for inserting and retrieving data from databases can be adapted from the domain of internet website development [19, 20, 21]. Second, preparation and processing of large amounts of data requires the use of efficient statistical processing and visualization software. Last, similar results obtained with different codes often have different formats and can be processed with a variety of existing software tools. In order to simplify the computational environment and enable interoperability of production and analysis software, the simulation infrastructure should be modular, so that the user has the ability to easily use existing data processing tools [22, 23], without having to recreate them. By defining high-level plugin APIs and data standards, the infrastructure will facilitate the use, development and testing of multiple reusable code implementations.
- **Scientific workflows** To calculate complex properties often several steps are required to be performed using different simulation codes, in addition to the pre-processing and post-processing of data. The number of simulations to run is not necessarily defined from the start. This is the case for instance in a molecular dynamics simulation, or in problems dealing with convergence of a numerical result with respect to the size of the basis set. In all these cases, the benefit of automation is twofold: reduction of time spent in implementing and managing complex chains of computations, and on-the-fly storage of every calculation step and associated data flow for later reference. By storing the data provenance and making it easily accessible from a high-level programming language, the infrastructure provides an automatic documentation of the logic behind the results. We note that various workflow systems [24, 25, 26, 27, 28] provide some of the needed functionality, but are not easily integrated within the ADES pillars discussed. In AiiDA we therefore implement a workflow engine wherein the user defines a dependency relationship between different sub-tasks. The common codebase is provided in an abstract Python class that can be inherited to define any user-specific workflow. The infrastructure then manages such workflows by executing dependent calculations only when their inputs are available from earlier steps. Furthermore, workflows need

to be dynamic, i.e., adaptable to cases where the dependency tree is not defined at the start, but depends on the intermediate results, e.g., as in an iterative convergence with an unpredictable number of iterations.

- **Data analytics** Application-driven research has a strong necessity of using dozens of different tools and approximations. Nevertheless, results obtained with different codes often require the same post-processing or visualization tools, that can therefore be developed once and then reused. To make this possible, AiiDA stores the results that are valid across different simulation tools (e.g., crystal structures or band structures) in the same format. The infrastructure can then either provide data analytics tools to perform operations on them, or even better it makes the access to the results transparent in (at least) one interchangeable format, so that existing tools for data analytics can be easily interfaced and adopted, regardless of the specific simulation tool used to generate the data.

The fourth pillar, **Sharing**, envisions the creation a social ecosystem to foster interaction between scientists, in particular for sharing data, results and scientific workflows. It can be analyzed in the following sub-items:

- **Social ecosystem** The framework envisioned should be an enabling technology to create a *social ecosystem* in computational research, to share data, disseminate knowledge, and encourage collaboration thanks to interoperable or code-agnostic computational tools. An important aspect is the model of data ownership. Researchers commonly prefer to keep their data private for various reasons, especially while protecting information in pending patents or preliminary unpublished data. The infrastructure should simultaneously enable privacy but make it easy to share portions of the database or its entirety with selected groups of users during collaborations, to contribute final results to public repositories, or to grant open-access at anytime to any part of the database. The solution we adopted in AiiDA is to make the infrastructure locally deployable, providing users with the ability to filter, import and export subsets of data, along with all the relevant provenance information. This solution also effectively deals with user-level permissions by allowing local data management and at the same time effortless merging into master repositories. We also envision that, in the future, computational scientific publications will require the release of the data and computation chains via public repositories, which can be fed from local repositories.

A framework that has a standardized plugin interface is fundamental for encouraging the community to collaborate on developing and validating code components that work together, thus avoiding duplication of coding efforts. By this mechanism scientists will be able to engage in *social computing* and collaborate on problems by contributing their respective coding and scientific expertise in a coherent manner. For instance, plugins can be used to provide specific workflows, to handle new data formats or to interface to different simulation codes. Common plugin repositories can be set

up and users can contribute to them, so that other researchers with similar code, data or workflow requirements can easily download and install plugins and submit their modifications to the repository. This is a step toward enabling a different paradigm of computational science, “Computational Science 2.0”, parallel to the developments in the internet and mobile App ecosystems.

- **Repository pipelines** As more repositories emerge, it is important to develop the ability to import or export data directly, either through REST interfaces or via suitably defined protocols. In particular, once an ontology is defined (in the format, for instance, of a CIF dictionary defining the quantities that can be stored in a repository, and the physical units in which the data must be provided), the platform can directly take care of converting all the data and its provenance information in the specified format. The efforts to define an ontology that is valid and complete must be community-driven and ongoing efforts already exist (e.g., the TCOD [29] database). On the other hand, with AiiDA the results of every calculation are persisted in its repository: it is just a matter of defining a suitable exporter once the ontology has been agreed upon, effectively creating a direct pipeline between AiiDA and the external repository. In such a way, contributing to external databases becomes straightforward and AiiDA can hence be seen as a facilitator for the creation of shared repositories of results. In order to encourage the realization of pipelines, we define common importer and exporter base classes (in the `aiida.tools` package), where a common API is defined. Any repository can be supported by a specific plugin subclass implementation. Moreover, we provide plugins for some common and widespread inorganic materials databases, such as ICSD [30] or COD [31].
- **Standardization** In order to have easily interchangeable data, standard formats should be either found and agreed upon in the computational community, and adopted for data sharing, or could emerge from the efforts of early developers or adopters. An example of the former is the CIF format that is nowadays a standard among crystallographers to store and publish crystal structures. We emphasize on the other hand that a unique standard is not strictly required (and often it is also difficult to achieve). What is important is that, at least in a first phase, the data formats used to store the data are well-defined, stable over time and interconvertible. As different communities are working toward the definition of suitable standards, the infrastructure should make it possible to effortlessly import/export data from other common formats, ideally forming in time a hub-and-spoke configuration where each new code has the task to comply to an established format. If a standard is agreed upon, it should be then supported by the infrastructure. We also emphasize here that the infrastructure itself is extremely useful in this context, as it can be used both as an inspiration for the standard definition, and as a testing

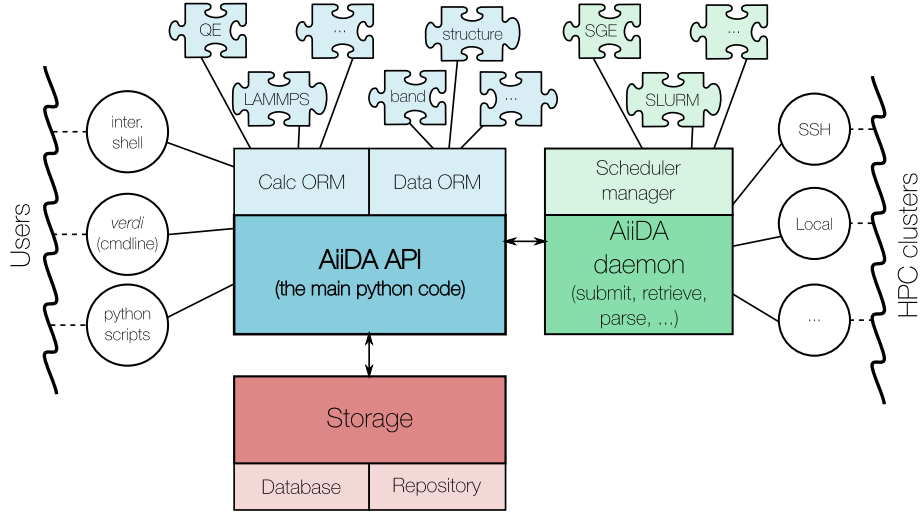


Figure 2: The main components of the AiiDA infrastructure and their interactions. The core AiiDA component is the API, whose most relevant part is the ORM, representing stored objects as python classes, so that any interaction with the storage (composed both of a database and a file repository) always occurs transparently via Python calls rather than via SQL commands. AiiDA can support any computational code and data type via a plugin interface. User interaction occurs via the command line tool `verdi`, the interactive shell or with Python scripts. Another component, the AiiDA daemon, runs in the background and takes care of most automated operations such as job submission, scheduler state check, file retrieval and parsing. It can interact with the remote clusters via different channels (local, ssh, ...) using the appropriate scheduler plugins.

environment to verify if the standard being developed is general enough to cover all use cases already simulated within the infrastructure.

3. Automation in AiiDA

3.1. The AiiDA infrastructure

The main components of AiiDA and their reciprocal interactions are schematically represented in Fig. 2. AiiDA provides an intermediate layer between the user and the HPC resources, and the automation is achieved by *abstraction*: an API is defined and exposed to the user, hiding the inhomogeneities of different supercomputers or data storage solutions. The user interacts with AiiDA in different ways: using the command line tool `verdi`, via the interactive python shell, or directly through python scripts (more details in Appendix B.2).

The core of the code is represented by the AiiDA API, a set of Python classes that expose to the user an intuitive interface to interact with the main AiiDA objects: calculations and data. The key component of the API is the Object-Relational Mapper (ORM), a layer that maps AiiDA storage objects into python classes. Using the ORM, these objects can be created, modified and queried via a high-level interface which is agnostic of the detailed storage

solution or of the SQL query language. The details of the storage, composed of both a relational database and a file repository, are discussed in Sec. 4.

Most components are designed with a plugin architecture (Sec. 5.2). Examples of features that can be extended with new plugins include the support of new simulation codes, management of new data types, and connection to remote computers using different job schedulers.

3.2. The AiiDA daemon

The daemon is another important building block of AiiDA: it is a process that runs in the background and handles the interaction with HPC clusters (selecting the appropriate plugins for the communication channels — like SSH — or for the different job schedulers, see Appendix B.1) and takes care of all automation tasks. Once the daemon is started, it runs in the background, so that users can even log out from their accounts without stopping AiiDA. Internally, it uses `celery` [32] and `supervisor` [33] to manage asynchronous tasks.

The most important role of the daemon is to manage the life cycle of single calculations. The management operations are implemented in the `aiida.execmanager` module and consists in three main tasks: submission of a new job to a remote computer, verification of the remote job’s scheduler state and retrieval and parsing of the results after a job’s completion. These steps are run independently and remote connections are grouped in order to open only one connection per computer even if several calculations are running on the same machine and to avoid the overload of the remote cluster.

The user can follow the evolution of a calculation without connecting directly to the remote machine by checking the `state` of a calculation, an attribute that is stored in the database and constantly updated by the daemon. In particular, every calculation is initialized in a `NEW` state. A call to the `calc.submit()` method brings `calc` to the `TOSUBMIT` state. As soon as the daemon discovers a new calculation with this state, it performs all the necessary operations to submit the calculation and then sets the state to `WITHSCHEDULER`. Periodically, the daemon checks the remote scheduler state of `WITHSCHEDULER` calculations and, at job completion, the relevant files are automatically retrieved, parsed and saved in the AiiDA storage. Finally, the state of the calculation is set to `FINISHED` or `FAILED`, if the parser detects that the calculation did not complete correctly. Beside the aforementioned states, other transition states exist (`SUBMITTING`, `RETRIEVING`, `PARSING`) as well as states to identify failures occurred in specific states (`SUBMISSIONFAILED`, `RETRIEVALFAILED` and `PARSINGFAILED`).

4. Data in AiiDA: database, storage and provenance

4.1. The data model in AiiDA

The core concept of the AiiDA data model, partially inspired by the Open Provenance Model [34], is that any calculation acts as a function (with the

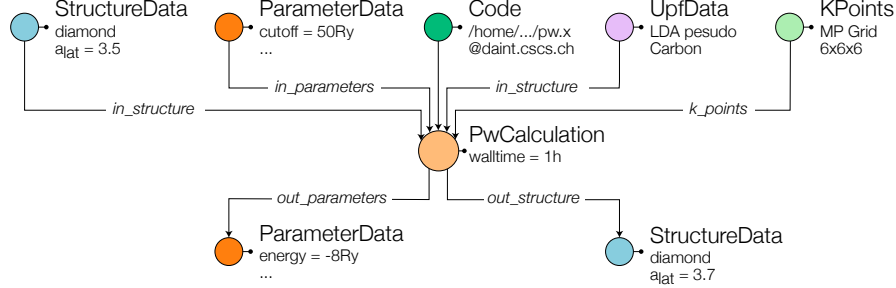


Figure 3: A simple example of how a calculation, the executable code and input/output data can be represented as nodes in a graph. Labeled links between nodes represent logical relationships: either inputs or outputs. The code in input of a calculation represents the executable that is launched. In this example, a Quantum ESPRESSO code is used to relax a diamond crystal, using further parameters as input nodes (cutoffs, a mesh of k -points, a pseudopotential in UPF format for carbon, ...). In output, two nodes are produced: a list of result parameters (e.g., the total energy) and an output relaxed structure. This node can in turn be used as input of new calculations.

meaning this word has in mathematics or in a computer language), performing some manipulation on a set of input data to produce new data as output.

We thus represent each fundamental object, **Calculation** and **Data**, as a node in a graph. These nodes can be connected together with directional and labeled links to represent input and output data of a calculation. Direct links between **Data** nodes are not allowed: any operation (even a simple copy) converting data objects to other data objects is a function and must thus be represented by an intermediate **Calculation** node. We define for convenience a third fundamental object, the **Code**, representing the executable file that is run on the HPC resource. Each **Calculation** has therefore a set of **Data** nodes and a **Code** node as input (Fig. 3). As the output **Data** nodes can in turn be used as input of new calculations, we are effectively modeling a Directed Acyclic Graph (DAG) representing the chain of relationships between the initial data (e.g., a crystal structure from an experimental database) and the final results (e.g., a luminescence spectrum) through all the intermediate steps that are required to obtain the final result: the full provenance information of the data is therefore saved. (The graph is acyclic because links represent a causal connection, and therefore a loop is not allowed.)

4.2. The AiiDA database

Given that AiiDA represents data in terms of DAGs, we need to choose an efficient way to save them on disk. The objects we need to store are the nodes and the links between them. Each node needs to contain all the information describing it, such as lists of input flags, sets of parameters, list of coordinates, possibly some files, etc. Therefore, the actual implementation must support the storage of arbitrary lists of files, and of attributes in the form **key=value** (of different types: strings, numbers, lists, ...) associated to each node. One

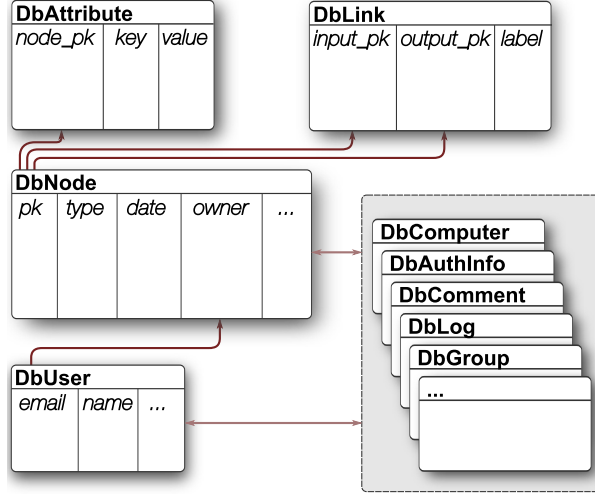


Figure 4: The most relevant tables of the AiiDA database schema. The **DbNode** table contains an entry for each node, with only a limited set of columns such as the ID (or primary key, PK), a string identifying the type of node (Calculation, Data, Code, or a subclass), the creation date, and the owner (a foreign key to the **DbUser** table). All other attributes are stored in the **DbAttribute** table, as described in the text. A third **DbLink** table stores all the links (each link being identified by the PK of the input and output endpoints, and by a label). Other tables exist in the database (to store computers, authorization information, comments, log messages, groups, ...) typically referencing both to nodes and users (e.g., the comment of a given user on a given node).

simple solution could consist in storing one file per node, containing all node attributes in a suitable format, and then store all the links in another file. However, this storage type is clearly not efficient for querying, because in the absence of a suitable indexing system every search requires disk access to each file. A database, instead, can speed up queries significantly. To have a net benefit however, the database must be suitably configured for the specific type of data and queries that are most likely expected. Moreover, different database solutions exist, each of them tailored to specific types of data.

In this section, we discuss only the details of the storage solution implemented in AiiDA, and we defer to Appendix A.1 a discussion on database types (e.g. SQL vs. NoSQL) and on the reasons for our implementation choices. After benchmarking different solutions, we have chosen to adopt a SQL backend for the AiiDA database. In particular, MySQL [35] and PostgreSQL [36] are fully supported, together with the file-based backend SQLite [37] (even if the latter is not suited for multiple concurrent accesses, and its usage is limited to testing purposes). The database is complemented by a file repository, where arbitrary files and directories can be stored, useful for large amounts of data that do not require direct querying, and is going to be discussed in details later in Sec. 4.4. In our implementation, the three main pieces of information of the DAG (nodes,

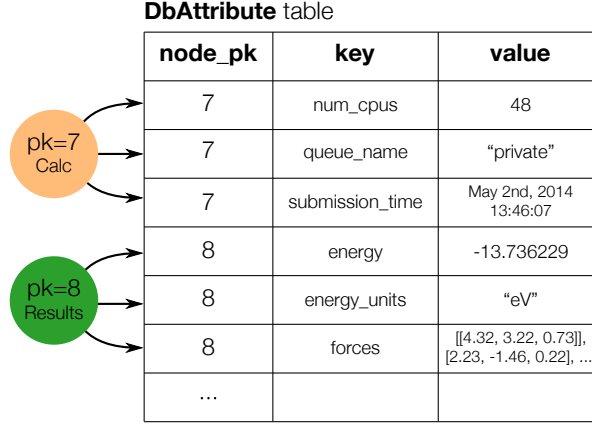


Figure 5: Arbitrary attribute data in a SQL EAV table by means of our **DbAttribute** table. This schema is simplified; the actual schema implemented in AiiDA is described in Appendix A.1.

links, and attributes) are stored in three SQL tables, as shown in Fig. 4.

The main table is called **DbNode**, where each entry represents a node in the database. Only a few static columns are defined: an integer identifier (ID), that is also the Primary Key (PK) of the table; a universally-unique identifier or UUID (see Appendix A.2), a “type” string to identify the type of node (**Calculation**, **Data**, **Code**, or one of their subclasses, see Sec. 5.1). A few more columns exist for “universal” information such as a label, the creation and modification time, and the user who owns the node (a foreign link to the **DbUser** table, storing user details).

A second table, **DbLink**, keeps track of all directional links between nodes. Each entry contains the PKs of the input and output nodes of the link, and a text field for the link label, that distinguishes the different inputs to a calculation node (e.g., a crystal structure, a set of parameters, a list of k-points, etc.). For instance, link names used for a Quantum ESPRESSO calculation can be seen in Fig. 3.

A third table, **DbAttribute**, is used to store *any* possible attribute that further characterizes each node. Some examples of attributes could be: an energy value, a string for the chemical symbol of each atom in a crystal structure, a 3×3 matrix for the components of the crystal vectors, an integer specifying the number of CPUs that we want to use for a given calculation, ...

The **DbAttribute** table is schematically represented in Fig. 5. Each entry represents one attribute of a node, and for each attribute we store: the PK of the node to which this attribute belongs; the *key*, i.e. a string defining the name of the property that we want to store (e.g. “energy”, “atom_symbols”, “lattice_vectors”, “num_cpus”, ...); and the *value* of the given property. Internally, the table has a more complicated schema allowing for extended flexibility:

- Different primitive data types can be stored (booleans, integers, real values, strings, dates and times, ...)
- Arbitrary Python dictionaries (sets of **key=value** pairs) and lists can be stored, and any element of the list or of the dictionary can be directly and efficiently queried (even in case of multiple depth levels: lists of lists, lists of dictionaries, ...)

The technical description of the EAV table is deferred to Appendix A.1. We emphasize here that by means of this table we achieve both flexibility, by being able to store any type of data as an attribute, and preserving query efficiency, since any element in the database can be queried directly at the database level (making full use of indexes, etc.).

Since the attributes in the **DbAttribute** table are internal properties of each node, we enforce that attributes cannot be modified after the respective node has been permanently stored (for example, we do not want the number of CPUs of a calculation to be changed after the calculation has been stored and executed). On the other hand, the user will often find it useful to store further custom attributes for later search and filtering (e.g., a tag specifying the type of calculation, the spacegroup of a crystal structure, ...). To this aim, we provide a second table (**DbExtra**) that is in any aspect identical to the **DbAttribute** table (and therefore it can store the same types of data and has the same query capabilities). The content of the **DbExtra** table however is not used by AiiDA, but is at complete disposal of the user for storing any custom type of data or metadata and for later querying.

Besides the three tables **DbNode**, **DbLink** and **DbAttribute** that constitute the backbone of the database structure, there are a few other tables that help data management and organization. The most relevant are:

- **DbUser** contains user information (name, email, institution).
- **DbGroup** defines groups of nodes to organize and gather together calculations belonging to the same project, pseudopotentials of the same type, etc.
- **DbComputer** stores the list of remote computational resources that can be used to run the simulations.
- **DbAuthInfo** stores the authorization information for a given AiiDA user (from the **DbUser** table) to log in a given computer (from the **DbComputer** table), like the username on the remote computer, etc.
- **DbPath** is the transitive closure table, described in 4.3.
- **DbWorkflow**, **DbWorkflowData**, **DbWorkflowStep** are the tables that store workflow-related information.

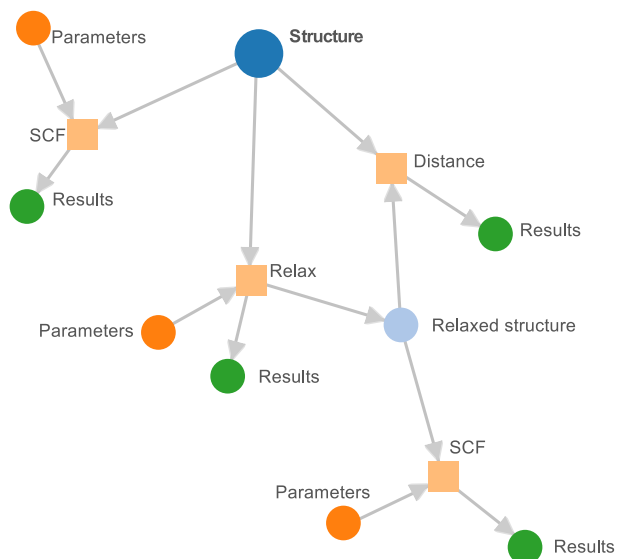


Figure 6: A schematic example of a possible graph inside the AiiDA database. An initial crystal structure (blue node on the top of the figure) is used both for a total energy calculation (SCF) and for a structural relaxation calculation (Relax). Each calculation has a set of input parameters (orange dots) and of output results (dark green dots). The relaxation calculation also produces another crystal structure, used as input for a new SCF calculation. Moreover, the two structures in the graph are both taken as input from a calculation that computes a suitably-defined “distance” between them.

4.3. Graph database: querying the provenance

An example of a simple graph that can be stored in AiiDA is shown in Fig. 6, where four different calculations have been run with different inputs producing a set of output results, and where some output nodes have been used as input of new calculations. Using the database data model described in the previous section, we can store DAGs with arbitrary queryable attributes associated to each node. However, there is another type of query specific to graph databases that are related to a graph connectivity: i.e., given two nodes, to determine if a path exists connecting them. This is particularly relevant for simulations in Materials Science: typical queries involve searching for crystal structures with specific computed properties, but the number of intermediate steps (i.e., **Calculation** nodes) between a structure data node and the final result can be large and not even predictable (e.g., if multiple restarts are required, ...). This type of searches requires in practice to query the provenance of the data in the database.

Sophisticated and efficient *graph traversal* techniques have been developed to discover the existence of a path between two nodes, and graph databases (e.g., Neo4j [38]) implement these functions at the database level, however they require the use of custom querying languages. Instead, we address the graph traversal problem within a SQL database by incrementally evaluating a **transi-**

tive closure table (that we called **DbPath**). This table lists the “paths”, i.e., all pair of nodes (“parent” and “child”) that are connected together in the graph through a chain of links. The table is automatically updated every time a link is added, updated or removed from the **DbLink** table, by means of database triggers that have been developed for the three supported backends (SQLite, MySQL and PostgreSQL). The algorithm for the update of the transitive closure table has been inspired by Ref. [39] and is described in detail in Appendix A.4.

Obviously, the **DbPath** table allows for fast queries on the data “history”, at the expense of occupying additional disk space for its storage. The size of the table can in general become very large; however, in Material Science applications, we typically do not have a single dense graph where all nodes are interconnected; rather, one often creates many small graphs of the type of Fig. 6. This means that the size of the **DbPath** table will remain roughly linear in the number of nodes in the graph. After benchmarking, we have chosen the solution described above as a good compromise between storage and query efficiency.

4.4. Database vs. file repository

In the previous sections we discussed how attributes are stored in the database in order to make queries fast and efficient. This comes at the price of disk space (for additional information like indexes, data types, ...) and of efficiency in regular operations (retrieving a large list from the database is slower than retrieving a file containing the same list). For large matrices, therefore, a threshold exists above which the advantages of faster query speed are not justified anymore. Moreover, the single entries of a large matrix (like the electron charge density discretised on a grid) are often of little interest for direct querying. In such cases it is convenient to store data in a file and rely on the file system for I/O access. This is especially appropriate when the data should be used as an input to another calculation and a fast read access is required.

For these reasons, AiiDA complements the database storage with a file repository (see Fig. 2), confined within a folder configured during the setup phase of AiiDA. Every time a new node is created, AiiDA automatically creates a subfolder for the specific node. Any file, if present, associated with the node will be stored therein.

Storing information as files or in the database is left as a choice for the developers of the specific subclass of the **Data of Calculation** nodes (plugins are discussed in Sec. 5.1). There is however a clear guideline: big files, where single entries do not need to be queried (like big matrices, pseudopotential files, ...) should be stored as files; small pieces of information that instead are used in queries should be stored in the database. Some examples of the choices made for some AiiDA **Data** plugins can be found in Appendix A.3.

5. The scientific environment in AiiDA

5.1. The ORM

AiiDA is written in Python, a powerful object-oriented language. The materials simulation community has been moving towards Python in recent years, due to its simplicity and the large availability of libraries for visualization, text parsing, and scientific data processing. [8, 22, 40] An important component of the AiiDA API is the abstraction layer provided by the Object-Relational Mapper (ORM), which exposes to the user only a very intuitive Python interface to manage the database, hiding the technicalities of SQL. The scripting interface is agnostic to the database implementation details. The user only operates through the attributes and methods provided by the AiiDA ORM API to access or update the corresponding entries in the database tables or repository files. The low-level mapping between the database layer and Python classes is implemented using the Django framework [19], representing each table with a Python class and each table entry by a class instance. AiiDA provides the user with a high-level ORM layer, whose main class (`Node`) is used to represent any node in the graph. Each instance of the `Node` class internally uses Django to perform database operations: this approach provides a way to make AiiDA more user-friendly and effective, in particular:

- It provides a direct access to the node attributes, accessible as a Python dictionary by using the `node.attrs()` method. The method also properly recreates lists and dictionaries that were stored in expanded format at the database level (lists and dictionaries are not natively supported in the chosen databases), as described in Appendix A.1. Similar methods allow the user to read and write user-defined attributes in the `DbExtra` table.
- It provides direct access to the repository folder containing the files associated to each `Node`.
- It provides a caching mechanism that allows the user to create and use the `Node` even before storing it in the database or on the repository folder, by keeping the files in a temporary sandbox folder, and the attributes in memory. This is particularly useful to test the generation of the input files by AiiDA without the need to store test data in the database. Only after the `node.store()` call, all the data is permanently stored in the AiiDA database and repository and no further modifications are allowed. A similar caching mechanism has also been implemented to keep track of links between nodes before storing.
- It provides an interface for querying nodes with specific attributes or with specific attribute values, or nodes with given inputs or outputs, etc.
- It provides methods (`.inp` and `.out`) to get the list of inputs and outputs of a node and similarly the list of all parent and child nodes using the transitive closure table.

5.2. The plugin interface

The ORM has been designed with a plugin interface, making AiiDA a versatile framework that can be used with any computational code and any type of data. Indeed, if one has to support a new type of calculation or a new kind of data (e.g. a band structure, a charge density, a set of files, a list of parameters, ...), one simply needs to write a Python module file and add it in the appropriate folder; AiiDA automatically detects the new module and uses it.

All different types of nodes are implemented as subclasses of the `Node` class. At a first subclass level we have the three main node types: `Calculation`, `Code` and `Data`. Each of them is further subclassed by plugins to provide specific functionalities. In particular, instances of `Code` represent a specific executable file installed on a given machine (in the current implementation, there are no further subclasses). Each subclass of `Calculation`, instead, supports a new simulation software and contains the code needed to generate the software-specific input files starting from the information stored in the AiiDA database. Moreover, it can also provide a set of software-dependent methods (like `calc.restart()`, `calc.set_parent_calculation()`, ...) that make it easier for the user to perform routine operations. Finally, the `Data` class has a subclass for each different type of data that the user wants to represent. The specific subclass implementation determines the possible user operations on the data, and whether the information is going to be stored in the database as attributes or in the file repository. A description of some of the most relevant subclasses can be found in Appendix A.3.

The plugin interface is not limited to the ORM, and a similar plugin-based approach applies to other AiiDA components, like the connection transport channel and the schedulers (see Appendix B.1).

5.3. Scientific workflows

Many tasks in scientific research are quite standard and frequently repeated in research projects. One example is a convergence test of numerical parameters, typically required to obtain a trade-off between accuracy and computational cost. It is particularly fruitful to automate such tasks and to store the results for later systematic analysis or reuse. For example, we implement workflows for Quantum ESPRESSO [41] that change parameters like energy cutoffs and k -point grids for a given structure and set of pseudopotentials, until a convergence threshold is reached.

Another use case arises when a code requires a large amount of time to complete the calculation, but can only run for a few hours before being stopped by the scheduler. In this case, a workflow can be implemented to check the output of each code execution and establish if the calculation has been completed, or a restart needs to be launched. Similarly, there are cases in which a code can fail to converge and there may be standard recipes to fix the problem (e.g., switching to a less efficient but more robust algorithm). Also in this case, a sophisticated workflow can be implemented to recover from failed calculations in an automated fashion.

Other common use cases appear in multi-scale simulations, data-mining analysis, and other situations when results of calculations with one code are used as inputs for different codes, creating multi-step chains. We envision integrating into AiiDA many existing methods (e.g., training interatomic potentials [42], crystal structure prediction algorithms [43, 44], ...) , so that the researcher can focus on the algorithm of interest and delegate to AiiDA workflows the management of remote computers, the appropriate choice of code-specific parameters, and dealing with code-specific errors or restarts.

AiiDA provides the environment to develop such workflows and standardize them. Indeed, we integrate the possibility to run, store and query workflows directly into AiiDA and, instead of offering a limited number of automation schemes crafted for a specific function (equation of states, phonons, etc...) we provide a generic workflow engine, by which the user can interact with all AiiDA components using full Python scripting capabilities. The rationale of the entire workflow infrastructure is to make efficient, reproducible and scriptable any operation that a user can do in the AiiDA shell. A workflow can be thought as a list of Python and AiiDA commands, split in different steps, connected by dependencies and executed in a specific order. In each step, users can perform any Python operation; furthermore, they can prepare new AiiDA calculations. Instead of manually submitting them, however, calculations are “attached” to the current workflow step. On one hand, this is useful because it leaves the actual submission task to the AiiDA daemon, that will submit the calculation only when all previous steps have completed. On the other hand, it helps ensuring the provenance by explicitly storing the calculations associated to each step.

Considering that workflows can be thought as a peculiar type of calculations (similarly to calculations, they accept input parameters and produce output results), we have also implemented workflow modularity: within each step, the user can not only attach new calculations, but also subworkflows. Modularity is the key to scalability: for instance, in a workflow to calculate the energy of a crystal at different volumes to obtain its equation of state, there will be a step in which the calculations at different volumes are launched. However, it is possible to replace the direct submission of simple calculations by a more sophisticated workflow, that for instance recovers from possible errors and makes sure that the calculation is restarted if convergence is not achieved. The equation of state workflow can in turn become a subworkflow of a more complex workflow, e.g. to compare the bulk modulus of a given material using different pseudopotentials or functionals.

The AiiDA workflow code is provided in a generic `Workflow` class, that can be inherited to define a specific workflow implementation. Workflow steps are special class methods identified by the `@step` decorator; calculations and subworkflows attached to the same step are all run simultaneously. In every step method, a call to the `self.next()` method defines dependencies between steps. This method accepts as a parameter the name of the following step. The name is stored in the database, and the corresponding method is run by the daemon only when all calculations and subworkflows of the current step have

completed. Since a step can be called multiple times, and since the `next()` method can be called in any point of the workflow step, we allow for any complex logic in the dependency between steps. For instance, a step can be iterated until a desired convergence criterion is met, and only then the `next()` method calls a different step, to continue the workflow execution with new calculations using the converged results.

In analogy with calculations, AiiDA uses states to keep track of the progression of workflows and workflow steps (`RUNNING`, `FINISHED`, ...). The AiiDA daemon handles all the operations of a workflow (calculation submission, step advancement, script loading, error reporting, ...) and the transition between different workflow states.

5.4. Querying

A relevant aspect of a high-level scientific environment is the possibility of running queries on the data stored in AiiDA without the need to know a specific (and typically complex) query language. To this aim, we have developed a Python class, called the `QueryTool`, to specify in a high-level format the query to run. For instance, it is possible to specify a filter on the node type (e.g., to get only crystal structures), to filter by the value of a specific attribute (or any entry in the `DbExtra` table), for instance to get only crystal structures with a specific spacegroup, or to filter by a specific attribute in one of the linked nodes (e.g., to get structures on which a total-energy calculation was run, and the energy was lower than a given threshold). Queries can also take advantage of the transitive closure table, setting filters on attributes of nodes connected to the one of interest by an unknown number of intermediate links (e.g., if the result of the calculation was obtained after an unknown number of restarts). As an example, a typical complex query that can be run with AiiDA is, for instance: *give me all crystal structures containing iron and oxygen and with a cell volume larger than $X \text{ \AA}^3$, that I used as input for a sequence of calculations with codes Y and Z to obtain the phonon band structure, for which the lowest phonon frequency that was obtained is positive, and for which the DFT exchange-correlation functional used was LDA*. Other complex queries can be specified using the `QueryTool` in a format that is easy both to write and to read.

6. Sharing in AiiDA

The fourth pillar introduced in Sec. 2 aims at enabling a social ecosystem where it becomes easy to share tools and results, such as data, codes, and workflows. In order to preserve the authorship and privacy of the data of each researcher, we implemented a model in which each user or a group of users can install their own local AiiDA instance. All data and calculations are accessible only to people with direct access to the instance and therefore remain private. In order to enable sharing of the database (or parts of it) with collaborators, we provide functionality to export a portion of the database to a file, and then

to import it in a different instance of AiiDA. In this way several groups in a collaboration may contribute to a common repository, open to the entire project, while retaining their private portions as needed. This approach simplifies issues of user- and group-level security. To avoid conflicts during this procedure, AiiDA assigns a Universally Unique IDentifier (UUID) to each node as soon as it is locally created (details in Appendix A.2). At import time it is verified whether a node with the same UUID already exists before including its contents in the database.

We envision one or several centralized repositories to collect results from different groups, and make them available to the public. Researchers will then be able to share results with colleagues by exchanging just the UUID of the nodes stored on the public repository, rather than sending actual scripts or files. In this collaborative environment the adoption of new codes, the comparison of results, and data disclosure and reproducibility become straightforward, realizing the “social ecosystem” discussed in Sec. 2 and facilitating the reusability of data, codes and workflows. We emphasize that only after having a locally deployed automation infrastructure like AiiDA it becomes feasible to populate public repositories efficiently and in a uniform format.

The standardization of the formats produced by different codes is necessary to maximize the effectiveness of data sharing. This task is outside the scope of the AiiDA project, but we encourage existing and future standardization efforts by the developers of the simulation codes. At the same time, within AiiDA we provide a set of “default” plugins for the most common datastructures (crystal structures, paths of k -points in reciprocal space, ...), which can be seamlessly reused in different codes. Implemented classes provide importers and exporters from/to common file formats, so that it is possible to exchange the data also with other infrastructures and repositories that use different data formats. We also emphasize that it is possible to write workflows that perform high-level tasks common to a variety of codes, such as structure optimization or molecular dynamics, even before a standardization of data formats takes place.

7. Examples of applications

In this section, we summarize some examples in the field of materials science in which AiiDA has already been used as the platform for managing simulations.

7.1. Verification and validation

Tests for verification and validation purposes can often be automated. One typical example in the field is the test of pseudopotentials for accuracy and transferability. AiiDA workflows can be developed to perform standardized tests with minimal user intervention, as soon as a new pseudopotential file (or family of pseudopotentials) is available. We implemented one workflow using Quantum ESPRESSO performing the Crystalline Monoatomic Solid Test (CMST) with the 15-point protocol described in Ref. [45] and in Appendix C. If a pseudopotential is discovered to be inaccurate, one can easily find and flag

all calculations that were performed with it. One can then easily run again all affected calculations with an improved pseudopotential with minimal effort, since each calculation stored in AiiDA is reproducible and the provenance of the data is available.

7.2. *New functional development*

When developing new methods or functionals, one often needs to benchmark multiple versions of a simulation code. It is crucial to record the code performance and the data accuracy, besides the information needed to reproduce results, in order to detect code errors and bypass bottlenecks. Moreover, parametric sweep tests are often performed on a set of training structures to collect statistics for uncertainty quantification analysis and to assess transferability of new methods. As a practical example, AiiDA was used for the development and verification of the Koopmans-compliant functionals by Borghi *et al.* in Ref. [46].

7.3. *High-throughput material screening*

Automated workflows are commonly used for high-throughput materials screening, for instance to explore the chemical composition space of a given crystal structure by changing the elements that form the structure. As an example, we are investigating ABO_3 perovskites using automated workflows to calculate finite-temperature properties in the quasi-harmonic approximation, where intermediate steps include calculations of equations of state and phonon spectra at different volumes for every material.

7.4. *Open repositories*

Availability of open repositories is necessary for speeding up scientific discoveries and the development of new materials. The task of uploading calculations to a repository and their reproducibility are made simple by AiiDA, because provenance is captured in the data model. Therefore, it is straightforward to create new cloud-based repositories of results for public access, or to upload the results to existing open databases, like the TCOD [29], for which we develop automated exporters for the computed structures as well as the full tree of calculations that generated them.

8. **Conclusions**

In this paper we postulate and discuss the fundamental features required from an infrastructure for computational science, summarized by the four pillars of Automation, Data, Environment and Sharing. We then present the software platform AiiDA (<http://www.aiida.net>), discussing in detail its implementation and how these requirements are addressed. The core of the platform is represented by the AiiDA API, an abstract layer of Python custom inheritable classes that exposes the user in an intuitive manner to the main AiiDA `Calculation`, `Data` and `Code` objects. Using the ORM, objects can be created, modified and queried via a high-level interface which is agnostic of the detailed

storage solution or of the SQL query language. Data, calculations and their results are safeguarded in a tailored storage formed both by repository folders and an SQL database (PostgreSQL, MySQL and SQLite are natively supported) with a schema that supports storage and query of directed acyclic graphs and general attributes (numbers, strings, lists, dictionaries). Heterogeneous data can be accommodated thanks to the use of entity-attribute-value (EAV) tables, and graph traversal is optimized by automatically updating a transitive-closure table that can be directly queried to assess node connectivity. The tight coupling of automation and storage enables data flows to be tracked and safeguarded in such a tailored solution. A flexible workflow engine is made available for the definition and execution of complex sequences of calculations, managed by a daemon, without the need of direct user intervention. Implementation of multiple connection protocols let the software interact with remote computational resources and submit calculations to different job schedulers. A modular plugin design allows for seamless integration of additional connection protocols and schedulers, or the inclusion or extension to different codes and computational solutions. We believe that such platform will be key to enabling researchers to accelerate their process in computational sciences, removing away many of the error-prone details and technicalities of the simulations, while supporting validation, reproducibility, and ultimately an open-access model to computational efforts.

Acknowledgments

The authors gratefully acknowledge help from multiple collaborators: Nikolai Zarkevich, Katharine Fang, Kenneth Schumacher, Wen Huang, Alexei Ossikine and Gopal Narayan for helping implement versions of an earlier infrastructure design; Christoph Koch for many useful discussions and for suggesting the adoption of the transitive closure table; Nicolas Mounet for developing Quantum ESPRESSO workflows and Andrius Merkys for developing import and export functionality for repositories, in particular COD and TCOD, and both for significant improvements to the infrastructure; Eric Hontz for developing import functionalities for existing Quantum ESPRESSO simulations and workflows; Philippe Schwaller for the ICSD importer; Valentin Bersier for the Web interface; Marco Dorigo for the implementation of the SGE scheduler plugin; Giovanni Borghi, Ivano Castelli, Marco Gibertini, Leonid Kahle and Prateek Mehta for acting as early beta-testers and for providing user feedback.

This work has been supported, in chronological order, by Robert Bosch LLC; by the Laboratory of Theory and Simulation of Materials (THEOS); by the Swiss National Centre for Competence in Research on “Computational Design and Discovery of Novel Materials” (NCCR MARVEL); by computing resources at the Oak Ridge Leadership Computing Facility at the Oak Ridge National Laboratory, which is supported by the Office of Science of the U.S. Department of Energy under Contract No. DE-AC05-00OR22725, within the INCITE project with ID mat045; and by the Swiss National Supercomputing Centre (CSCS) under project IDs THEOS s337, MARVEL mr1 and CHRONOS ch3.

Appendix A. The AiiDA storage implementation – technical details

Appendix A.1. Attributes in a EAV table

The most widespread databases are of the relational kind, based on the Structured Query Language (SQL). In a SQL database, the information is stored in a set of tables, where each entry is a row of the table, and each column is an entry property. The number and type of columns is predefined in the *database schema* when the database is created, and is not changed during the database usage. This requirement can be a strong limitation for applications that require a variable set of properties to be stored. This has led to the development of a number of database systems with different underlying models for the data storage; all these solutions fall under the generic name of NoSQL solutions (a few popular examples include Cassandra [47], CouchDB [48], MongoDB [49], Neo4j [38], but many more exist).

The final choice of the backend depends on a tradeoff between usability, storage speed and size, and query efficiency; these aspects in turn strongly depend on the type of stored data and on the typically run queries. After comparing different solutions we decided to use a SQL backend, as discussed in Sec. 4.2, with a suitably designed schema for the attributes tables (**DbAttribute** and **DbExtra**) that we describe here.

The two attribute tables (**DbAttribute** and **DbExtra**) are modified Entity–Attribute–Value (EAV) tables. Beside the **node.pk** column, pointing to a node in the **DbNode** table, and the **key** column to store the name of the attribute, we also have a few columns to store the attribute value. In order to have efficient queries, we decided to have one column for each of the basic datatypes that we want to consider: boolean values, integers, reals, strings and date/times. These five columns are complemented by a **datatype** column, that can only assume a finite number of values and specifies the type of data stored in the specific entry. With this schema, in exchange of a few bytes of extra information for each attribute, queries become efficient (for instance by indexing the columns we can easily ask the database backend to find all nodes that have a property with, e.g., **key**=“**energy**”, and **value** ≤ -12.3). Most importantly, we achieved the main goal of being able to store *any* value in the database in a dynamical way (i.e., we do not have to adapt the schema for each new attribute that we want to store). Beside strings and numbers, we extended the EAV table to store also date/times and the datatype **None**. An important extension is the implementation of the storage of lists and dictionaries. These two datatypes are common in the description of data inputs or outputs of atomistic simulations (the list of atoms in a crystal structure, the 3×3 components of the lattice vectors, ...).

One simple solution (implemented in AiiDA, but not used by default) is to serialize any list or dictionary in the widespread JavaScript Object Notation (JSON) format as a string, store the resulting string in the appropriate column of **DbAttribute**, and set the **datatype** field to a JSON value. However, the disadvantage of this approach is that it becomes inefficient to look for a specific value inside a list: the values are now stored as strings, and a query that looks

for a given value must loop through the whole dataset (a task with $O(n)$ complexity and, moreover, with a quite large prefactor because each string must be deserialized – i.e., the JSON string needs to be decoded). Moreover, date/times are not natively supported by JSON. We instead defined a schema that is able to store lists and dictionaries at any depth (i.e. lists of lists, lists of dictionaries, dictionaries of lists, ...). We first add two new datatypes for lists and dictionaries, and we choose a separator symbol that is reserved and cannot be used in key names (in the current implementation, a dot). Then, for a dictionary with name `the_dict` and values

`{“value1” : 12, “value2” : “a_string”}`

we store three entries in the `DbAttribute` table:

key	datatype	int_value	str_value
<code>the_dict</code>	<code>dict</code>	2	/
<code>the_dict.value1</code>	<code>int</code>	12	/
<code>the_dict.value2</code>	<code>str</code>	/	“a_string”

The entry of type `dict` is needed to have the possibility to store also empty dictionaries; the integer value is the number of elements in the dictionary, and is useful both for consistency checks and to be able to efficiently filter dictionaries of a given length. The key of the other entries are obtained joining the dictionary name, the separator (a dot) and the key of the item. Lists are stored in a similar way, where `value1` and `value2` are replaced by the integer positions in the list, and of course the datatype is replaced from `dict` to `list`.

We emphasize here that this storage model for lists and dictionaries clearly extends naturally to any depth level (that is, in the example above `the_dict.value2` could in turn be a dictionary, and its values would have entries with key `the_dict.value2.key1`, `the_dict.value2.key2`, etc.) Finally, we note here that while this storage model is efficient for storing and querying small lists, should not be used for large arrays. In this case, a specific class (`ArrayData`, see Appendix A.3) is available in the AiiDA ORM for storing directly the array on the disk, rather than in the database.

Appendix A.2. UUIDs

Each row in a database needs to be uniquely identified by a PK, that is often an autoincrementing integer ID field. This choice is typically the most efficient, because the PK is used in join queries and indexed integer fields are extremely efficient. Moreover, it is extremely practical to be used to reference nodes (e.g., calculations) for day-to-day usage. However, since the first node created in two different databases will always have PK=1, the second PK=2, and so on, this ID is not unique across different instances of AiiDA (that is, among different research groups). In order to have such an unique identification of nodes without the need of a centralized authority distributing new identifiers, we automatically generate and associate Universally Unique Identifiers (UUIDs) to each generated node. A UUID, as specified in RFC 4122 by IETF [50], is

a 128bit number normally represented as a string of 32 hexadecimal characters divided in five groups of length (8,4,4,4,12) respectively. An example of a UUID is `e3d21365-7c55-4658-a5ae-6122b40ad04d`. Thanks to the specifications and the implementation of the UUID algorithms, the probability that two different UUIDs generated in different space and time locations are the same is so low that for any practical application this can be assumed to be zero². Indeed, UUIDs are routinely used in a wide number of computer applications (as the Linux Kernel or in the Microsoft Windows operating system to uniquely address software components, disk partitions, ...).

The UUID is also used to create folders associated with a given node or calculation. For instance, within the file repository of AiiDA, the folder name is derived from the UUID of the node. We adopt a two-level sharding scheme, with chunks of length two for the folder name (i.e., if the UUID is `3f7d43b5-11ec-47ae-b68a-037d77be38f5`, the folder will be `3f/7d/43b5-11ec-47ae-b68a-037d77be38f5`). In this way, in a repository with more than 16 million nodes, there will be (on average) less than 256 items in each folder. This is extremely important because the filesystem performance for most common operations (as finding or listing files) decreases with the number of files stored in the same folder (and this is even more important in distributed filesystems such as the Network File System (NFS), the General Parallel File System (GPFS), ...). Similarly, the same sharding scheme is used to create scratch directories on remote computational resources, in which jobs will run.

Appendix A.3. Some data subclasses

We discuss briefly in this section the storage model for some of the most relevant **Data** subclasses distributed with AiiDA, in particular discussing whether data are stored as database attributes or in the file repository, and what are the most important functionalities provided.

- **ArrayData**: it is used to store (large) arrays. Each array is stored on disk as a binary, portable, compressed file using the Python `numpy` module [51]. Some attributes are stored in the **DbAttribute** table for fast querying (like the array name and its size). Subclasses use the same storage model, but define specific methods to create and read the data (e.g., the **KpointsData** class has methods to detect a structure cell, build the list of special k -points in k space and create paths of k -points, suitable for plotting band structures, using for instance the standard paths listed in Ref. [52]).
- **ParameterData**: it is used to store the content of a Python dictionary in the database. Each key/value pair is stored as an attribute in the **DbAttribute** table, and no files are stored in the repository.

²Moreover, one has to take into account that UUIDs are to be compared only between entities of the same type: even in the unlikely case in which the UUID for an AiiDA node should be the same as the UUID of a linux disk partition, for instance, this will never be a problem because the two UUIDs will never be compared.

- **RemoteData**: this node represents a “link” to a directory on a remote computer. This is used for instance to save a reference to the scratch folder on the remote computer in which the calculation was run, and acts as a placeholder in the database to keep the full data provenance, for instance if a calculation is restarted using the content of that remote folder. No files are written in the AiiDA repository, but the remote directory absolute path is stored as an attribute.
- **FolderData**: this node represents a folder with files. At variance with **RemoteData**, files are stored permanently in the AiiDA repository (e.g., the outputs of a finished calculation retrieved from the remote computer).
- **StructureData**: this node represents a crystal structure. The 3×3 coordinates of the lattice vectors, the list of atoms and their coordinates, and any other information (atomic masses, ...) are saved as attributes for easy querying. Methods are provided for standard operations like getting the list of atoms, setting their positions and masses, converting structures to and from other formats (e.g. the **Atoms** class of the ASE Atomistic Simulation Environment [22]), obtaining the structure from an external database (like ICSD [30] or COD [31]), getting the spacegroup using SPGLib [40], etc. For very large structures, a different data model may be more efficient.

Appendix A.4. Algorithm for the update of the transitive closure table

Each entry of the transitive closure table represents the connectivity of two nodes in the graph by means of a “path”, i.e., a sequence of links.

This table is automatically updated by database triggers, that need to be fired every time an entry is added, removed or modified in the table of links (**DbLink**).

The algorithm that we implemented is the following. Every time a new link from a node \mathcal{A} to a node \mathcal{B} is created, the transitive closure table is queried to get all the parents of \mathcal{A} and the children of \mathcal{B} . Then, new paths are added, connecting: \mathcal{A} to \mathcal{B} ; each parent of \mathcal{A} to \mathcal{B} ; \mathcal{A} to each child of \mathcal{B} ; and each parent of \mathcal{A} to each child of \mathcal{B} . Beside storing the PKs of the two nodes \mathcal{A} and \mathcal{B} , each entry of the **DbPath** table has three more columns to store the PKs of the three **DbPath** entries that were used in the creation of the path (the one from the parent of \mathcal{A} to \mathcal{A} , the one from \mathcal{A} to \mathcal{B} , and the one from \mathcal{B} to its child; the first and the third are set to the PK of the $\mathcal{A} \rightarrow \mathcal{B}$ path, if absent). These three additional columns guarantee the possibility of implementing an efficient algorithm to update the transitive closure table not only on creation of new links, but also in the case of link removal: without them, the whole table would need to be regenerated from scratch at every deletion.

Appendix B. Further AiiDA features

In this section we detail a few further features implemented in AiiDA that were not discussed in the main text.

Appendix B.1. Transports and schedulers

In AiiDA we define an abstract API layer with methods to connect and communicate with remote computers and to interact with the schedulers. In this way, user scripts and methods that access these external resources use the same syntax, independently of the type of connection protocol and scheduler that is actually used.

The generic job attributes valid for any scheduler (wall clock time, maximum required memory, name of the output files, ...) are stored in a common format, similarly to what is defined by the Distributed Resource Management Application API (DRMAA) [53]. Appropriate plugins then convert the abstract information to the specific headers to write at the top of the scheduler submission file, and provide methods to submit a new job or retrieve a job state (running, queued, ...). Plugins for the most common job schedulers (Torque [54], PBS Professional [55], SLURM [56], SGE or its forks [57]) are already provided with AiiDA, and it is easy to support new schedulers by writing a new plugin.

The scheduler component and the daemon itself rely then on the transport component to perform the necessary remote operations (file copy and transfer, command execution, ...). Also in this case, we have defined an abstract API specifying the standard commands that should be available on any transport channel (connection open and close, file upload and download, file list, command execution, ...). The specific plugins implement the different methods in a way that is appropriate to the transport channel. For the time being, we implemented a `local` transport, if AiiDA is installed on the cluster login node and direct command execution via the `os` and `shutil` Python modules is possible. We then provide a `ssh` transport to connect to remote machines using an encrypted and authenticated SSH channel and SFTP for file transfer. AiiDA relies on `paramiko` [58] for the Python implementation of the SSH and SFTP protocols.

The appropriate plugins to be used are chosen by the user when first configuring a new remote computer in AiiDA.

Appendix B.2. Command-line tool `verdi` and the `python` shell

There are different ways to interact with AiiDA. The most common is probably the `verdi` command line utility that we distribute with AiiDA. This executable exposes on the command line a set of very common operations, such as performing the first installation; reconfiguring AiiDA; listing or creating codes, computers and calculations; killing a calculation; starting/stopping the daemon, ...

`verdi` is complemented by a Bash completion feature to provide suggestions on valid commands by pressing the TAB key. Moreover, an inline help provides a list of existing commands and a brief description for each of them.

The advantage of `verdi` is to expose basic operations to the user without requiring any knowledge of Python or other languages. In order to access the full AiiDA API, however, the best approach is to write Python scripts. The only difference with respect to standard python scripts is that a special function

`aiida.load_dbenv()` needs to be called at the beginning of the file to instructs Python to properly load the database. Once this call has been made, any class from the `aiida` package can be loaded and used. Executing the python script through the `verdi run` command, the AiiDA environment and some default AiiDA classes will be loaded automatically.

A third possibility is to use the interactive python shell that can be loaded using the command `verdi shell`. The shell is based on IPython [59] and has the advantage to automatically load the database environment; at the same time, it already imports by default some of the most useful classes (e.g. `Node`, `Calculation`, `Data`, `Group`, `Computer`, ...) so that they are directly available to the user. TAB completion is available and very useful to discover methods and attributes. Moreover, the documentation of each class or method (written as Python “docstrings”) is directly accessible.

Appendix B.3. Codes and data types supported out of the box

In the first stage of the development of AiiDA, we mainly focused on the infrastructure and its components (scheduler management, database, ...) rather than writing a large number of plugins.

However, we already provide with AiiDA fully-functional plugins for the most used codes of the Quantum ESPRESSO package [41], namely `pw.x`, `ph.x`, `cp.x`, and many of the post-processing tools such as `matdyn.x`, `q2r.x`, ... These plugins expose the full functionality of the respective codes, and moreover include not only the input generation routines, but also output parsers. The type and format of the input nodes required by Quantum ESPRESSO is shown in Fig. 3 and described in details in the code documentation.

Similarly, the user can support new custom tailored data types by defining a new data format. However, to facilitate the standardization of the most common data types, we provide with AiiDA a set of `Data` subclasses. Some examples (already described in Sec. 5.2) include the `StructureData` for crystal structures (supporting also non-periodic systems, vacancies and alloys), the `KpointsData` for paths in k -space, the `BandsData` for band-structure data, the `ArrayData` for generic arrays. Moreover, we also provide a specific class to support pseudopotentials in the UPF format, that is the format used by Quantum ESPRESSO. Specific routines allow the user to upload a single pseudopotential, or a family of pseudopotentials into the database. At upload time, the pseudopotentials are parsed to discover to which element they correspond, and an attribute is added for later querying. Moreover, the MD5 checksum of the file is calculated and stored, to avoid to store twice the same pseudopotential in the database. The `verdi data upf uploadfamily` command can be used to take all UPF files contained in a folder, possibly of the same type (e.g. ultrasoft with PBE functional, ...) and group them in a “family”. In this way, when running a Quantum ESPRESSO simulation, one can ask AiiDA to simply select the appropriate pseudopotentials from a family, rather than manually selecting the pseudopotentials one by one.

We include support also for other codes, in particular all the *codtools* [60], a set of tools for processing, filtering and correcting CIF files (the *de-facto*

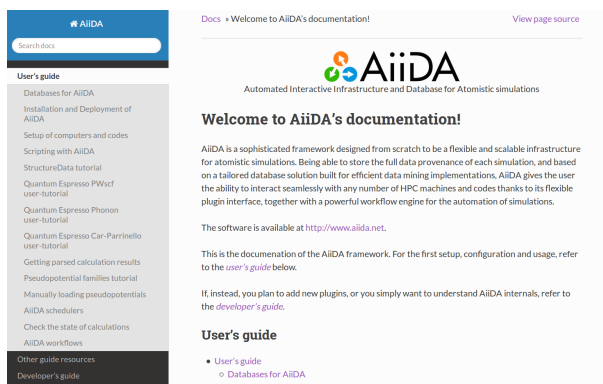


Figure B.7: The first page of the AiiDA documentation. Different sections are aimed at the end users (with examples and tutorials) and at developers (with the documentation of classes and methods, and tutorials for new plugin development).

standard format for crystal structures). Furthermore, a basic support to the GPAW code [61] is provided and, since GPAW runs via the ASE interface [22], the same plugin can be used to access a large family of simulation codes already supported by ASE, like VASP, ABINIT, Gaussian, . . . The full list can be found on the ASE webpage.

Appendix B.4. Unit testing

To simplify the code maintenance and to guarantee it to be bug-free and fit for use, we implement a comprehensive set of unit tests (using the Python `unittest` module). These tests cover the different components of AiiDA described in Fig. 2 and verify that the basic functionalities always perform as expected. If, in the development phase, a new bug is introduced, it is extremely easy to track it down and discover in which revision it appeared. Moreover, as soon as a new bug is discovered, a test can be written for it, so that in the future one can make sure that the bug does not reappear again.

Appendix B.5. Documentation

The code is fully documented. Each class, method and function has a Python docstring that describes what the function does, the arguments, the return values and the exceptions raised. These docstrings are accessible via the interactive shell, but are also compiled using the Sphinx [62] documentation engine into a comprehensive set of HTML pages (see Fig. B.7). Moreover, we also provide in the same format, using Sphinx, a complete user documentation of the different functionalities, supported databases, different classes and codes, together with tutorials covering the installation phase, the launch of calculations and workflows, data analysis, . . . The user guide is also complemented by a developer's guide that documents the API and with tutorials for the development of new plugins.

Appendix C. A workflow example: testing of pseudopotentials

We implemented a workflow (using Quantum ESPRESSO as the simulation engine) to perform the Crystalline Monoatomic Solid Test (CMST) with the 15-point protocol described in Ref. [45]. The workflow, starting from an initial guess of the lattice parameter a_0 , iteratively refines the value of a_0 by fitting a Birch–Murnaghan equation of state to 15 calculations performed at different volumes. An automatic restart procedure is implemented as a subworkflow to automatically relaunch any calculation that crashed using different numerical parameters, as discussed in Sec. 5.3 (e.g. using a different initial guess for the wavefunctions or a different convergence algorithm). We have been able to reproduce the results for the PSLibrary [63] family of pseudopotentials reported in Ref. [45], and we computed the same quantities also for the GBRV pseudopotentials [64] using the suggested cutoffs (40 Ry for the wavefunctions and 200 Ry for the charge density), a shifted $32 \times 32 \times 32$ k -mesh and a Marzari-Vanderbilt smearing [65] of 2 mRy. The results are reported in Table C.1.

Bibliography

References

- [1] R. Van Noorden, B. Maher, R. Nuzzo, *Nature* 514 (2014) 550.
- [2] A. Franceschetti, A. Zunger, *Nature* 402 (1999) 60–63.
- [3] G. H. Jóhannesson, T. Bligaard, A. V. Ruban, H. L. Skriver, K. W. Jacobsen, J. K. Nørskov, *Phys. Rev. Lett.* 88 (2002) 255506–.
- [4] S. Curtarolo, D. Morgan, K. Persson, J. Rodgers, G. Ceder, *Phys. Rev. Lett.* 91 (2003) 135503–.
- [5] S. Curtarolo, G. L. W. Hart, M. B. Nardelli, N. Mingo, S. Sanvito, O. Levy, *Nat. Mater.* 12 (2013) 191–201.
- [6] N. Zarkevich, *Complexity* 11 (2006) 36–42.
- [7] G. Yuan, F. Gygi, *Computational Science & Discovery* 3 (2010) 015004–.
- [8] A. Jain, G. Hautier, C. J. Moore, S. Ping Ong, C. C. Fischer, T. Mueller, K. A. Persson, G. Ceder, *Comp. Mat. Sci.* 50 (2011) 2295–2310.
- [9] S. Adams, P. de Castro, P. Echenique, J. Estrada, M. D. Hanwell, P. Murray-Rust, P. Sherwood, J. Thomas, J. Townsend, *Journal of Cheminformatics* 3 (2011) 38.
- [10] S. Curtarolo, W. Setyawan, S. Wang, J. Xue, K. Yang, R. H. Taylor, L. J. Nelson, G. L. Hart, S. Sanvito, M. Buongiorno-Nardelli, N. Mingo, O. Levy, *Computational Materials Science* 58 (2012) 227–235.
- [11] D. Landis, J. Hummelshøj, S. Nestorov, J. Greeley, M. Dulak, T. Bligaard, J. Nørskov, K. Jacobsen, *Computing in Science & Engineering* 14 (2012) 51–57.
- [12] J. Saal, S. Kirklin, M. Aykol, B. Meredig, C. Wolverton 65 (2013) 1501–1509.
- [13] P. Villars, M. Berndt, K. Brandenburg, K. Cenxual, J. Daams, F. Hulliger, T. Massalski, H. Okamoto, K. Osaki, A. Prince, H. Putz, S. Iwata, *Journal of Alloys and Compounds* 367 (2004) 293–297.
- [14] <http://www.ogf.org>.
- [15] P. Tröger, H. Rajic, A. Haas, , P. Domagalski, in: *Proceedings of the Seventh IEEE International Symposium on Cluster Computing and the Grid (CCGrid 2007)*, Rio de Janeiro, Brazil, pp. 619–626. <http://www.drmaa.org/>.

Element	FCC		BCC		ΔE^{fcc}	SC		ΔE^{fcc}
	a_0	B_0	a_0	B_0		a_0	B_0	
Ag	4.151	90.7	3.302	88.7	0.031	2.752	66.4	0.332
Ba	6.357	8.1	5.024	8.7	-0.017	3.955	7.8	0.287
Be	3.163	119.8	2.506	125.2	0.018	2.176	76.5	0.920
Ca	5.527	17.4	4.384	15.5	0.017	3.515	10.7	0.393
Cd	4.509	41.9	3.609	36.4	0.051	3.000	30.4	0.114
Co	3.452	257.7	2.760	242.8	0.255	2.281	186.6	0.864
Cr	3.625	236.6	2.850	257.4	-0.393	2.342	186.2	0.632
Cs	7.770	2.0	6.161	2.0	0.001	5.043	1.6	0.093
Cu	3.633	141.7	2.888	139.7	0.035	2.409	104.1	0.469
Fe	3.448	287.0	2.757	270.4	0.317	2.266	209.4	0.961
K	6.664	3.6	5.282	3.6	0.000	4.295	2.9	0.105
Li	4.325	13.8	3.435	13.9	0.002	2.732	12.2	0.121
Mg	4.524	35.2	3.580	35.4	0.016	3.022	22.7	0.367
Mn	3.505	279.7	2.785	278.1	0.079	2.284	211.9	0.862
Mo	4.000	238.0	3.160	258.8	-0.426	2.599	187.6	0.733
Na	5.293	7.7	4.198	7.7	0.000	3.412	6.1	0.119
Nb	4.216	164.1	3.309	172.2	-0.324	2.719	130.0	0.664
Ni	3.510	204.5	2.792	200.4	0.054	2.323	148.3	0.668
Pd	3.943	170.2	3.137	167.3	0.044	2.615	123.8	0.516
Rb	7.147	2.8	5.667	2.8	0.001	4.622	2.2	0.095
Rh	3.832	256.3	3.071	235.5	0.357	2.538	187.5	0.798
Ru	3.809	307.2	3.051	281.2	0.514	2.510	221.3	1.025
Sc	4.618	51.3	3.676	53.4	0.056	2.967	35.2	0.721
Sr	6.020	11.3	4.756	12.1	0.005	3.853	7.0	0.385
Tc	3.870	298.4	3.080	293.1	0.183	2.531	223.6	0.977
Ti	4.113	107.6	3.255	106.0	0.053	2.640	76.7	0.780
V	3.816	176.5	2.996	183.5	-0.244	2.448	136.8	0.607
Y	5.060	39.4	4.039	39.0	0.098	3.262	25.8	0.773
Zn	3.931	69.2	3.133	63.4	0.063	2.630	48.3	0.203
Zr	4.526	90.7	3.573	88.0	0.045	2.913	68.9	0.839

Table C.1: Results of the fully automated CMST for the PBE GBRV v.1.2 pseudopotentials [64] on 30 elemental solids in different crystal structures, using the 15-point protocol of Ref. [45], as implemented in our AiiDA workflow. ΔE^{fcc} indicates the total energy difference between the crystal structure under consideration (BCC or SC) and the FCC structure. Lattice parameters a_0 are in Å, bulk moduli B_0 in GPa, energy differences in eV.

- [16] <http://www.unicore.eu/>.
- [17] <http://gc3pie.googlecode.com/>.
- [18] <https://www.docker.com/>.
- [19] <http://www.djangoproject.com/>.
- [20] <http://www.sqlalchemy.org/>.
- [21] <http://rubyonrails.org/>.
- [22] S. R. Bahn, K. W. Jacobsen, Comput. Sci. Eng. 4 (2002) 56–66.
- [23] S. P. Ong, W. D. Richards, A. Jain, G. Hautier, M. Kocher, S. Cholia, D. Gunter, V. L. Chevrier, K. A. Persson, G. Ceder, Comp. Mat. Sci. 68 (2013) 314–319.
- [24] <http://galaxyproject.org>.
- [25] <https://kepler-project.org>.
- [26] <http://www.knime.org>.
- [27] <http://www.vistrails.org>.
- [28] K. Wolstencroft, R. Haines, D. Fellows, A. Williams, D. Withers, S. Owen, S. Soiland-Reyes, I. Dunlop, A. Nenadic, P. Fisher, J. Bhagat, K. Belhajjame,

- F. Bacall, A. Hardisty, A. Nieva de la Hidalga, M. P. Balcazar Vargas, S. Sufi, C. Goble, *Nucleic Acids Research* 41 (2013) W557–W561.
- [29] <http://www.crystallography.net/tcod/>.
- [30] <http://www.fiz-karlsruhe.com/icsd.html>.
- [31] S. Gražulis, A. Daškevič, A. Merkys, D. Chateigner, L. Lutterotti, M. Quirós, N. R. Serebryanaya, P. Moeck, R. T. Downs, A. Le Bail, *Nucleic Acids Research* 40 (2012) D420–D427.
- [32] <http://www.celeryproject.org/>.
- [33] <http://supervisord.org/>.
- [34] L. Moreau, B. Clifford, J. Freire, J. Futrelle, Y. Gil, P. Groth, N. Kwasnikowska, S. Miles, P. Missier, J. Myers, B. Plale, Y. Simmhan, E. Stephan, J. V. den Bussche, *Future Generation Computer Systems* 27 (2011) 743–756.
- [35] <http://www.mysql.com/>.
- [36] <http://www.postgresql.org/>.
- [37] <http://www.sqlite.org/>.
- [38] <http://www.neo4j.org/>.
- [39] G. Dong, L. Libkin, J. Su, L. Wong, *Int. Journal of Information Technology* 5 (1999) 46–78.
- [40] <http://spglib.sourceforge.net>.
- [41] P. Giannozzi, S. Baroni, N. Bonini, M. Calandra, R. Car, C. Cavazzoni, D. Ceresoli, G. L. Chiarotti, M. Cococcioni, I. Dabo, A. D. Corso, S. de Gironcoli, S. Fabris, G. Fratesi, R. Gebauer, U. Gerstmann, C. Gougoussis, A. Kokalj, M. Lazzeri, L. Martin-Samos, N. Marzari, F. Mauri, R. Mazzarello, S. Paolini, A. Pasquarello, L. Paulatto, C. Sbraccia, S. Scandolo, G. Sclauzero, A. P. Seitsonen, A. Smogunov, P. Umari, R. M. Wentzcovitch, *J. Phys. Cond. Matt.* 21 (2009) 395502–.
- [42] A. P. Bartók, M. C. Payne, R. Kondor, G. Csányi, *Phys. Rev. Lett.* 104 (2010) 136403–.
- [43] C. W. Glass, A. R. Oganov, N. Hansen, *Comp. Phys. Comm.* 175 (2006) 713–720.
- [44] C. J. Pickard, R. J. Needs, *J. Phys. Cond. Matt.* 23 (2011) 053201–.
- [45] E. Kucukbenli, M. Monni, B. Adetunji, X. Ge, G. Adebayo, N. Marzari, S. de Gironcoli, A. Dal Corso, *arXiv:1404.3015v1* (2014).
- [46] G. Borghi, A. Ferretti, N. L. Nguyen, I. Dabo, N. Marzari, *Phys. Rev. B* 90 (2014) 075135.
- [47] <http://cassandra.apache.org/>.
- [48] <http://couchdb.apache.org/>.
- [49] <http://www.mongodb.org/>.
- [50] <http://www.ietf.org/rfc/rfc4122.txt>.
- [51] S. van der Walt, S. C. Colbert, G. Varoquaux, *Comput. Sci. Eng.* 13 (2011) 22.
- [52] W. Setyawan, S. Curtarolo, *Computational Materials Science* 49 (2010) 299–312.
- [53] <http://www.drmaa.org>.
- [54] <http://www.adaptivecomputing.com/products/open-source/torque/>.
- [55] <http://www.pbsworks.com/Product.aspx?id=1>.
- [56] <https://computing.llnl.gov/linux/slurm/>.
- [57] <http://gridscheduler.sourceforge.net/>.
- [58] <https://github.com/paramiko/paramiko>.
- [59] F. Pérez, B. E. Granger, *Computing in Science and Engineering* 9 (2007) 21–29.
- [60] S. Gražulis, A. Merkys, A. Vaitkus, M. Okulič-Kazarinas, *J. Appl. Cryst.* 48 (2015) 85–91.
- [61] J. J. Mortensen, L. B. Hansen, K. W. Jacobsen, *Phys. Rev. B* 71 (2005) 035109.

- [62] <http://sphinx-doc.org>.
- [63] <http://qe-forge.org/gf/project/pslibrary/>.
- [64] K. F. Garrity, J. W. Bennett, K. M. Rabe, D. Vanderbilt, Computational Materials Science 81 (2014) 446–452.
- [65] N. Marzari, D. Vanderbilt, A. De Vita, M. C. Payne, Phys. Rev. Lett. 82 (1999) 3296–3299.