

Security of QKD protocols against detector blinding attacks

Anubhav Chaturvedi,¹ Maharshi Ray,¹ Ryszard Veynar,^{2,*} and Marcin Pawłowski²

¹Center for Computational Natural Sciences and Bioinformatics, IIIT-Hyderabad, Hyderabad-500032, India

²Institute for Theoretical Physics and Astrophysics, University of Gdańsk, 80-952 Gdańsk, Poland

While fully device-independent security in BB84-like one way QKD is impossible, it can be guaranteed against individual attacks in a semi device-independent scenario, where no assumptions on the characteristics of the hardware used are made except for the communication channel for which an upper bound on capacity is put. This approach is meaningful especially in the context of recent *quantum hacking* attacks in which the eavesdroppers are able to remotely alter the behaviour of the devices used by the communicating parties. They are however unable to change the capacity of the channel.

In this work we study a semi device-independent protocol wherein the knowledge of success probability of the associated dimension witness and the observed efficiency of the detectors (η_{avg}) are sufficient to determine the security. We consider practically possible, individual attacks with and without eavesdropper having access to quantum memory. We find critical detection efficiencies required for security in both cases.

I. INTRODUCTION

In standard quantum key distribution (QKD) protocols the security proofs assume that the parties have access to the correct and exact specifications of the devices that they are using. This assumption is quite problematic. First of all it requires putting trust in the manufacturer of the devices, which may be not the best idea. The supplier can install backdoors, that enable him to compromise the security without being detected. Recently a lot of attention has been drawn to NSA which convinced RSA Security to set as a default in their products Dual_EC_DRBG pseudorandom number generator which is considered to have such a backdoor[1]. Moreover, even if the manufacturer is honest, recent advances in *quantum hacking* [2] show that the adversary can remotely influence the behaviour of the devices during the protocol, effectively changing their characteristics. To cope with this issue the device independent (DI) approach has been introduced. There it was argued that if the parties violate Bell inequalities then, regardless of how their devices managed to do this, they can establish a secure communication. Although the term "DI" was first used in [3] the idea can be tracked back all the way to the original Ekert's paper [4]. Unfortunately, DI QKD is extremely hard to realize in practice and so far no experimental group has been able to do this. The main reason for this is so-called detection efficiency loophole [5], which states that if the probability of registering a particle by the detectors used in the experiment is below a certain (usually very high) value then the results of the experiment are inconclusive, in other words: local, realistic description of its results cannot be ruled out. Ruling out this description in a necessary, although not always sufficient, condition for DI security. Another problem faced in this scenario is that it can be applied only to protocols based

on entanglement which are much more complicated than prepare-and-measure ones like BB84 [6].

These two issues are addressed in the semi-device independent (SDI) approach [7]. There a prepare-and-measure scenario is considered and again no assumptions are made on the inner working of the devices used. Prefix "semi" is warranted by the fact that an upper bound on the capacity of the communication channel is made. Assuming this bound is well justified for both honest and dishonest manufacturer. In latter case the parties can study the devices delivered and, while it is almost impossible to fully characterize them, it is much easier to establish the effective dimension of the Hilbert space in which the states are being prepared. When the supplier is honest but the protocol is subject to a quantum hacking attack, the limitations on the technology available to the eavesdropper make increasing the channel capacity extremely difficult. In fact, to our knowledge, all the quantum hacking attacks published so far did not increase this capacity. Also, because only one side employs the detectors, the requirements on their efficiency are lower than in the DI case.

Another relaxation of the DI paradigm is measurement-device independent (MDI) scenario [8]. There three devices are used. Two communicating parties, with perfectly characterized hardware are sending the particles to the third one which makes the measurements. We do not make any assumptions on the properties of the third device. The difference between MDI and SDI scenarios is that the former one is more complicated (ie. requires more devices and more sophisticated measurements) and does not allow for any changes in the preparation devices (which is a big disadvantage because even small changes can lead to the loss of security [9]). On the other hand, it was shown [8] that MDI scenario thwarts quantum hacking attacks for any efficiency of the detectors. The aim of this paper is to show the same for the SDI case.

We start by a brief description of two types of attacks from [2] and [9] where Eve is able to control devices.

* savitarveynar@web.de

Then we describe SDI QKD protocols from [7] with description of eavesdropper. Next we formally define two large classes of attacks against which we prove security: intercept/resent (IR) and delayed measurement (DM). Finally we introduce a variation of SDI protocol and analyze it too.

II. DEVICE CONTROLLING ATTACKS

In papers [2, 14] authors gave simple description of the blinding attack based on detector efficiency loophole. They also experimentally showed that the idea can be successfully implemented for various protocols. Assume that Eve has perfect detectors and Bob possesses detectors with efficiency 50%. Eve captures the signal sent from Alice to Bob who are communicating via the BB84 setup and measures it. After that Eve encodes her detection results into specially tailored bright pulse of light and resends it to Bob. Because of physical properties of the signal and his detectors Bob will only have a detection result if his measurement is in the same basis as Eve's. It means that detectors used by Bob will work with 100% efficiency if Eve's and Bob's settings are the same and will not work at all in the other case. On average detectors will work with 50% efficiency which does not cause any suspicions. After the raw key exchange, Bob and Eve have identical bit values and basis choices which after sifting, error correction and privacy amplification made by classical communication allows her to get the identical final key. This is the way how Eve by active control of a detector used by Bob can secretly learn exchanged key. More about that type of controlling can be found in [13].

In [9] a different approach is presented. Here Eve apart from exploiting her possibility of interfering during the calibration of Alice's device introduces a slight modification in it.

These examples show the need for more general security conditions where Eve is quite powerful and can influence all the devices used in the protocol. However there are natural limits to what she can do. Her modifications should not be significant in order to avoid detection, e.g. she cannot make the device use additional degree of freedom of the communicated system to encode more information as this would require introducing a lot of new elements into the device. This justifies taking the SDI approach in which we assume that the eavesdropper can change the characteristics of the devices used but cannot increase the dimension of the system sent by Alice.

III. SDI SECURITY AND ASSUMPTIONS

DI QKD protocol bases its security on violation of some Bell inequality [10] associated with the scenario. Key rate, in this case, can be maximized by reaching the quantum bound of this inequality. On the other hand, SDI is a prepare and measure key distribution protocol

with the fixed dimension of the communicated system between Alice and Bob [7]. To be more precise this limitation is just for dimension of the signal emitted by Alice and doesn't hold for what Bob is being received. This is the most advantageous case for Eve, which furthermore reflects the fact that in blinding attacks the pulse sent by her to Bob's lab carries substantially more than one bit of information.

SDI QKD scheme bases its security on beating the classical bound on efficiency of a related communication complexity task. In [7] the task used was a $2 \rightarrow 1$ Quantum Random Access Code (QRAC)[11]. In it Alice encodes her two input bits $a_0, a_1 \in \{0, 1\}^2$ into a qubit ρ_{a_0, a_1} . Bob gets only one input bit $b \in \{0, 1\}$ and chooses his projective, measurements M_b^B based on it. His task is to return $B = a_b$ with as high average probability as possible. In the QKD protocol after many subsequent rounds of the QRAC Bob announces his choice of b for each round. The a_b is kept secret and is the key bit for that round.

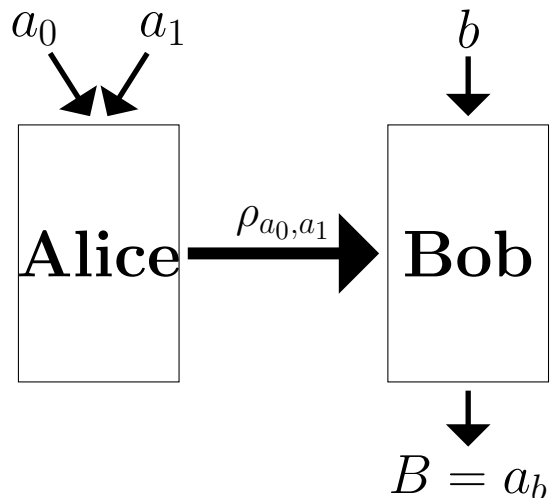


FIG. 1. A $2 \rightarrow 1$ QRAC without Eve.

Probability for Bob to obtain (for fixed settings a_0, a_1 and b) result i is $P(B = i|a_0, a_1, b) = \text{tr}(M_b^{B=i} \rho_{a_0, a_1})$ for $i \in \{0, 1\}$. Here, $M_b^{B=i}$ are projection operators such that $\sum_{i \in \{0, 1\}} M_b^{B=i} = \mathbf{I}$. The security parameter in this case is an average success probability for $2 \rightarrow 1$ QRAC is given by

$$P_B = \frac{1}{8} \sum_{a_0, a_1, b \in \{0, 1\}^3} P(B = a_b | a_0, a_1, b). \quad (1)$$

Alice and Bob can now establish a secret key by keeping a_b after Bob reveals his choice b for each round. The key rate can be as high as $I(A : B) = 1 - H(P_b)$ if Eve does not interfere.

IV. ANALYSIS OF THE ATTACKS

We make the following assumptions about the attacks of Eve:

1. She cannot influence the dimension of the system leaving Alice's lab
2. She performs individual attacks
3. For each bit of the key the whole information she has about it is stored in a bit representing her best guess of this bit (this models the situation in all proposals for blinding attacks)
4. Bob's and Alice's devices are controlled by Eve (she can make detectors work with 100% efficiency if she chooses to)

In this part of the paper we analyze two types of attacks on SDI protocol based on 2→1 QRAC.

1. Intercept/Resend (without quantum memory).
2. Delayed Measurement (with POVM and a qubit of quantum memory).

First attack due to its simplicity allows us to determine security conditions analytically. This is because we take Eve's measurements to be projective and she is the only one who sends information to Bob which is quite easy to parameterize (Fig.2). Later on we are able to extend the formalism and show that POVM measurements and quantum memory gives no advantage to Eve.

A. Intercept/Resend (IR)

1. Protocol and Statistics.

Eve intercepts the signal transmitted from Alice to Bob and measures it according to her input $e \in \{0, 1\}$. This input is not absolutely necessary for our analysis but we introduce it to better model blinding attacks. It represents Eve's guess of what the input of Bob is going to be. It also allows us to be more general. In this work we assume "free will", i.e. that e and b are uncorrelated but in general it is possible to study models when this assumption is partially relaxed and measure Bob's "free will" by amount of correlations between e and b . Note that Eve being able to choose different detection probabilities for rounds when $e = b$ and $e \neq b$ artificially introduces correlations between e and b at the level of postselected rounds of experiment.

Eve uses the measurement M_e^E and obtains an output bit $E \in \{0, 1\}$. At this stage we can write Eve's probabilities of getting $E = i$ as

$$P(E = i|a_0, a_1, e, b) = P(E = i|a_0, a_1, e) = \text{tr}(M_e^{E=i} \rho_{a_0, a_1}) \quad (2)$$

where the first equality is because of the fact that Eve gets her outcome E before Bob inputs b . Here, $M_e^{E=i}$ are projection operators such that $\sum_{i \in \{0, 1\}} M_e^{E=i} = \mathbf{I}$. Eve

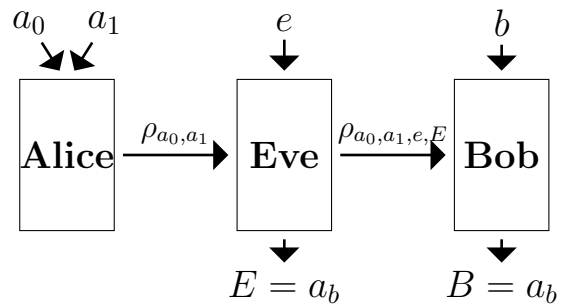


FIG. 2. IR attack implementation

then sends the state $\rho_{a_0, a_1, e, E=i} = M_e^{E=i}$ with probability $P(E = i|a_0, a_1, e)$ for $i \in \{0, 1\}$ as it represents all her knowledge.

According to Assumption 4 for each choice of $e, b \in \{0, 1\}^2$, Eve is allowed to set Bob measurement $M_{e, b}^B$ and Alice's signals ρ_{a_0, a_1} . Here, $M_{e, b}^{B=i}$ are projective operators satisfying $\sum_{i \in \{0, 1\}} M_{e, b}^{B=i} = \mathbf{I}$. Bob's outcome probabilities are given by

$$P(B = i|a_0, a_1, e, b, E) = \text{tr}(M_{e, b}^{B=i} \rho_{a_0, a_1, e, E}). \quad (3)$$

As Bob does not know Eve's output, we can obtain the probabilities by summing over E which gives

$$\begin{aligned} P(B = i|a_0, a_1, e, b) &= \\ \sum_{j \in \{0, 1\}} P(E = j|a_0, a_1, e) P(B = i, E = j|a_0, a_1, e, b) &= \\ \sum_{j \in \{0, 1\}} \text{tr}(M_e^{E=j} \rho_{a_0, a_1}) \text{tr}(M_{e, b}^{B=i} M_e^{E=j} \rho_{a_0, a_1}). & \quad (4) \end{aligned}$$

Success probabilities can be derived by taking average over a_0 and a_1 and by the fact, that both, Bob and Eve are interested in finding value of a_b ($i = a_b$). We can write those probabilities with simplified notations as

$$P_{E_b}^e = \frac{1}{4} \sum_{a_0, a_1} P(E = a_b|e, a_0, a_1) \quad (5)$$

$$P_{B_b}^{e b} = \frac{1}{4} \sum_{a_0, a_1} P(B = a_b|e, b, a_0, a_1). \quad (6)$$

Bob's input is independent of Eve's. It means that Eve has no control over Bob's settings $P(b) = P(b = e) = \frac{1}{2}$. Next we can split Bob's detector efficiency $\eta_{avg} = P(\text{Click})$ into

$$\begin{aligned} \eta &= P(\text{Click}|e \neq b) \\ \eta_{e=b} &= P(\text{Click}|e = b). \end{aligned} \quad (7)$$

At this point Eve maximizes $\eta_{e=b}$ as she wants Bob's device to return the outcomes as often as possible when

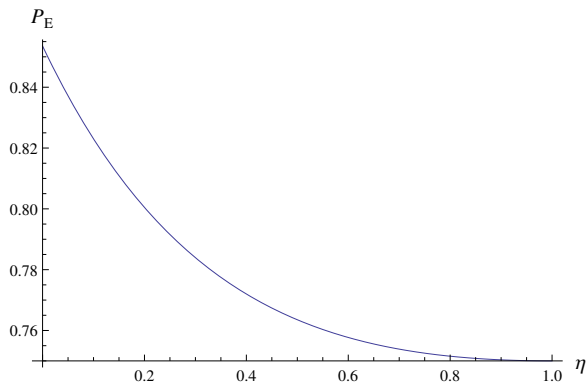


FIG. 3. Maximal success probability for Eve for SDI: $2 \rightarrow 1$ QRAC. Alice and Bob can verify security for any observed efficiency $\eta_{avg} = \frac{1+\eta}{2}$ and (observed) Bob's success probability ($P_B(\eta)$) against the maximum success probability of Eve ($P_E(\eta)$).

she managed to guess his input. She also tries to minimize η . Only thing limiting her in doing so is expected detectors efficiency which can be easily verified by users. Following Assumption 4 this limitation can be written as

$$\eta_{avg} = \frac{1 + \eta}{2}. \quad (8)$$

In that case observed success probabilities for Bob and Eve, postselected to rounds when Bob's detector registered a particle can be represented as weighted averages over inputs e and b

$$P_B(\eta) = \frac{1}{2(1 + \eta)} (P_{B_0}^{00} + \eta P_{B_1}^{01} + \eta P_{B_0}^{10} + P_{B_1}^{11}) \quad (9)$$

$$P_E(\eta) = \frac{1}{2(1 + \eta)} (P_{E_0}^0 + \eta P_{E_1}^0 + \eta P_{E_0}^1 + P_{E_1}^1). \quad (10)$$

2. Security.

Alice and Bob can establish a secret key if Shannon's mutual information between Alice and Bob is greater than between Alice and Eve ($I(A : B) > I(A : E)$). Assumption 3 allows us to simplify this condition to

$$P_B(\eta) > P_E(\eta) \quad (11)$$

The analytic maximization (See Appendix A) yields,

$$P_E = \frac{1}{4} \left(2 + \cos \alpha_\eta + \frac{1 - \eta}{1 + \eta} \sin \alpha_\eta \right) \quad (12)$$

where $\alpha_\eta = \arctan\left(\frac{1-\eta}{1+\eta}\right)$ and $\eta \in [0, 1]$. There are two extreme cases

1. Situation when Bob's detector does not click when $b \neq e$. Bob has no free will, therefore effectively

there exist only one party. Here $P_E(\eta = 0) = \frac{2+\sqrt{2}}{4}$ which is also the quantum bound for $2 \rightarrow 1$ QRAC. The key rate is zero so Alice and Bob are not able to establish a secure key. This situation is similar to BB84 under blinding attack [2] with 50% detector's efficiency.

2. Situation when Bob's detector always click. Now $P_E(\eta = 1) = \frac{3}{4}$ which is also the classical bound for $2 \rightarrow 1$ QRAC. Alice and Bob can establish a secure key with the maximal key rate ($I(A : B) - I(A : E) = 0.2104$).

B. Delayed Measurement (DM)

1. Statistics.

This is a more general approach where Eve is equipped with a quantum memory (a blank qubit ρ_{blank}). This description covers POVM measurements as well. After receiving the signal from Alice, Eve without any knowledge about Bob's selection of $b \in \{0, 1\}$ performs unitary transformation U_e on both qubits

$$\rho_{a_0, a_1, e} = U_e \rho_{a_0, a_1} \otimes \rho_{blank} U_e^\dagger \quad (13)$$

where $\rho_{a_0, a_1} \otimes \rho_{blank}$ belongs to tensor product of 2-dimensional Hilbert spaces $H_1 \otimes H_2$. After this operation she forward to Bob changed by U_e first subsystem keeping the second one. Eve does not receive any output at this point and delays the measurement on her particle until Bob publicly announces his setting b via classical communication (Fig.4). Bob's projective measurement $M_{b,e}^B$ and Eve's measurement $M_{e,b}^E$ are designed by Eve to violate (11). The probabilities can be written as

$$P(E = i | a_0, a_1, e, b, B) = \text{tr}((M_{e,b}^{E=i} \otimes M_{e,b}^B) \rho_{a_0, a_1, e}). \quad (14)$$

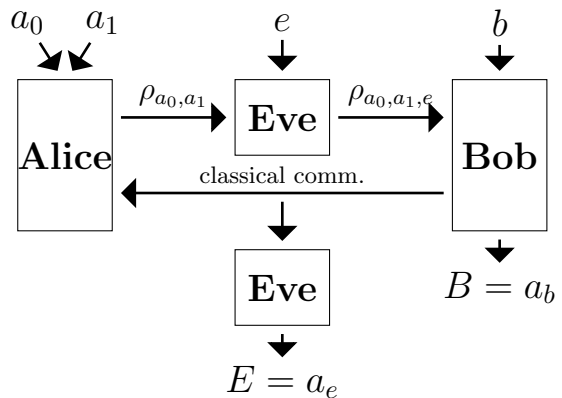


FIG. 4. DM attack implementation

Because Eve does not know Bob's outcome, we can

sum over B and obtain

$$P(E = i|a_0, a_1, e, b) = \sum_{B \in \{0,1\}} \text{tr}((M_{e,b}^{E=i} \otimes M_{e,b}^B) \rho_{a_0, a_1, e})$$

$$= \text{tr}((M_{e,b}^{E=i} \otimes I)(\text{tr}_2((I \otimes M_{e,b}^B) \rho_{a_0, a_1, e}))). \quad (15)$$

Bob success probability can be expressed as

$$P(B = i|a_0, a_1, e, b) = \text{tr}(M_{e,b}^{B=i} \text{tr}_1(\rho_{a_0, a_1, e})). \quad (16)$$

To write formulas for observed probabilities we can use the same notations as before (6) with just a small change. Because of delayed measurement made by Eve we allow her probabilities to depend on b . With this little extension we can define $P_B(\eta)$ and $P_E(\eta)$ in the same way as (9) and (10) respectively (using (16) and (15)).

2. Security.

We have performed numerical optimization of the measurements for Eve and Bob. The results are exactly the same as derived for IR (Fig.3). Implying that quantum memory with more general measurement approach does not provide any advantage to Eve.

V. SDI: 3→1 QRAC.

Here we present SDI protocol based on 3→1 QRAC which is a straightforward generalization of the one from [7] and study its security against both types of attacks. In a 3→1 QRAC Alice is given three bits $a_0, a_1, a_2 \in \{0, 1\}^3$ depending on which she sends the state ρ_{a_0, a_1, a_2} , while Bob gets a three dimensional classical trit, $b \in \{0, 1, 2\}$ and is required to guess the value of a_b . Bob's final output is $B \in \{0, 1\}$ and the success probability is labeled by $P_B = P(B = a_b)$. Eve wants to learn the bit a_b in order to establish the same key with Alice as Bob.

A. Statistics.

The whole structure, reasoning and notation (IR and DM) form SDI protocol based on 2→1 QRAC is kept. The average detection efficiency of Bob's detector is given by $\eta_{avg} = \frac{1+2\eta}{3}$. Eve's success probability, because of a larger number of settings is now

$$P_E(\eta) = \frac{1}{3(1+2\eta)} \left(P_{E_0}^0 + \eta(P_{E_1}^0 + P_{E_2}^0) + P_{E_1}^1 + \eta(P_{E_0}^1 + P_{E_2}^1) + P_{E_2}^2 + \eta(P_{E_1}^2 + P_{E_0}^2) \right). \quad (17)$$

where for IR $P_{E_b}^e = \frac{1}{8} \sum_{a_0 a_1 a_2} \text{tr}(\rho_{a_0 a_1 a_2} M_e^{E=a_b})$. For DM we need to add index b and use extended (15). Analogous formulas can be written for $P_B(\eta)$.

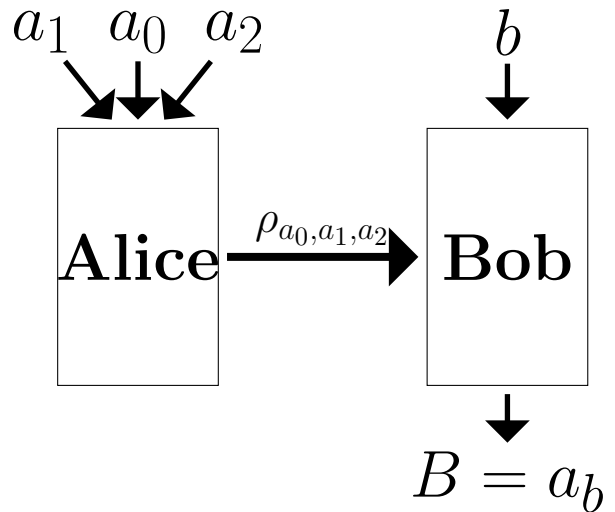


FIG. 5. 3→1 QRAC without Eve

B. Security.

For the case of IR attack we are again able to perform analytic optimization (See Appendix B) which leads to result below. For $\eta \in (0, \frac{3\sqrt{2}-4}{2})$ average probability limit is defined by function

$$P_E(\eta) = \frac{1}{8} \left(4 + (1 + \cos \alpha_\eta) \cos \beta_\eta + \frac{2(1-\eta)}{1+2\eta} \sin \alpha_\eta \sin \beta_\eta \right) \quad (18)$$

and for $\eta \in (\frac{3\sqrt{2}-4}{2}, 1)$ by constant value

$$P_E = \frac{3}{4}. \quad (19)$$

Here

$$\alpha_\eta = \arccos \left(\frac{1}{N(\eta)^2 - 1} \right) \quad (20)$$

$$\beta_\eta = \arctan \left(\frac{\tan(\alpha_\eta)}{N(\eta)} \right). \quad (21)$$

where $N(\eta) = \frac{2(1-\eta)}{1+2\eta}$.

For the case of DM attack we have again performed numerical optimization and, just as for the case of protocol based on 2→1 QRAC our results are the same as for IR.

If we fix Alice's states to optimize standard 3→1 QRAC we obtain the lower line on the plot which represents maximal success probability for Eve without manipulating Alice's device. We have the two particular cases of interest here

1. $P_E(\eta = 0) = \frac{3+\sqrt{3}}{6}$ which is also the maximum for any 3→1 QRAC. Alice and Bob can never establish a secure key. It is worth noting, that the detector efficiency in that case is $\eta_{avg} = 0.333$

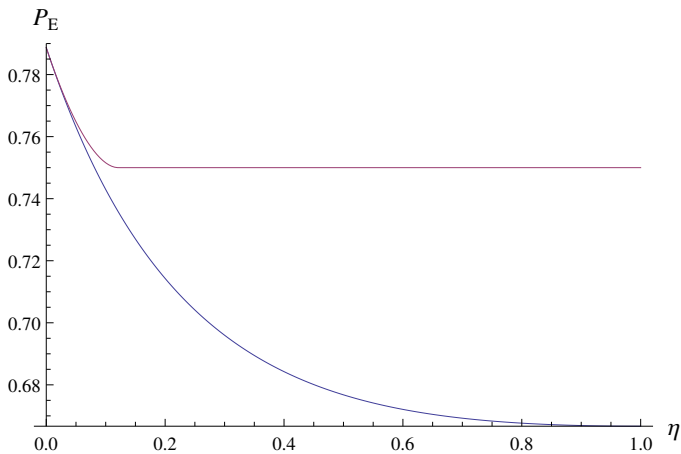


FIG. 6. Maximal success probability for Eve for 3→1 QRAC vs. η (the upper line). Alice and Bob can verify security for any observed efficiency $\eta_{avg} = \frac{1+2\eta}{3}$ and (observed) Bob's success probability ($P_B(\eta)$) against the maximum success probability of Eve ($P_E(\eta)$). The bottom line is obtained when ρ_{a_0, a_1, a_2} are untouched by Eve.

2. The case without blinding attack [2] $P_E(\eta = 1) = \frac{3}{4}$. Alice and Bob can establish a secure key with maximum key rate ($I(A : B) - I(A : E) = 0.0668$). Here for $\eta \in (\frac{3\sqrt{2}-4}{2}, 1)$ applying blinding attack does not give Eve any advantage. It works only for average detector efficiency less than $\eta_{avg} = 0.414$

VI. CONCLUSIONS.

In this paper we analyzed individual *quantum hacking* attacks on SDI protocols based on QRACs where Eve can control all devices in use.

Two cases were analyzed. For SDI based on 2→1 QRAC Eve is not able to improve her actions by taking control over Alice's device which is quite surprising. Only by taking control over Bob's hardware she can try to learn the same secret key as Bob. However our result (Fig.3) shows that she is limited in that case as well. Changing SDI protocol into one based on 3→1 QRAC decreases the key rate but limitations for success probability are much improved. Here for detector efficiency better than 41% Eve is powerless. It is because her success probability P_E is on the classical level. In this example one can also see the advantage of manipulating Alice's device which was not the case for the previous protocol.

ACKNOWLEDGMENTS

This work is supported by the Foundation for Polish Science TEAM, ERC grant QOLAPS and NCN grant 2013/08/M/ST2/00626.

Appendix A: Optimization 2→1 RAC

We can express the optimization problem by

$$P_E(\eta) = \max \left(\frac{P_{E_0}^0 + \eta P_{E_1}^0 + \eta P_{E_0}^1 + P_{E_1}^1}{2(1 + \eta)} \right). \quad (A1)$$

where $P_{E_b}^e = \frac{1}{4} \sum_{a_0 a_1} \text{tr}(\rho_{a_0 a_1} M_e^{E=ab})$ and maximization is made with respect to $\rho_{a_0 a_1}$ and M_e^E . To simplify it we fix Alice's encoding as

$$\begin{aligned} \rho_{00} &= |0\rangle\langle 0|, \\ \rho_{01} &= \frac{1}{2}(|0\rangle + |1\rangle)(\langle 0| + \langle 1|), \\ \rho_{10} &= \frac{1}{2}(|0\rangle - |1\rangle)(\langle 0| - \langle 1|), \\ \rho_{11} &= |1\rangle\langle 1|. \end{aligned} \quad (A2)$$

what is optimal encoding for standard 2→1 QRAC. Lack of free parameters means there is no possibility for Eve to affect Alice's sending device. To find maximum, projective measurements M_e^E has to be characterized by vectors from the same plane as the states (A2). Than for $M_e^E = |M_e^E\rangle\langle M_e^E|$ we have

$$\begin{aligned} |M_e^{E=0}\rangle &= \cos \frac{\alpha_e}{2} |0\rangle + \sin \frac{\alpha_e}{2} |1\rangle \\ |M_e^{E=1}\rangle &= |M_e^{E=0}\rangle^\perp. \end{aligned} \quad (A3)$$

This description allow us to simplify equation A1 to

$$\begin{aligned} P_E(\eta) &= \frac{1}{8} \max \left(\sum_e \left(2 + \cos \alpha_e + \frac{1 - \eta}{1 + \eta} \sin \alpha_e \right) \right) \\ &= \frac{1}{8} \sum_e \max \left(2 + \cos \alpha_e + \frac{1 - \eta}{1 + \eta} \sin \alpha_e \right). \end{aligned} \quad (A4)$$

By shifting maximum under the sum over e it is enough to face optimization with respect a single variable what leads to equation (12). Independently these results were numerically verified what shows that our assumption (A2) was correct. Interesting here is fact that controlling Alice's device does not give any improvement for Eve.

Appendix B: Optimization 3→1 RAC

Optimization of 3→1 RAC for IR can be expressed by

$$\begin{aligned} P_E(\eta) &= \max \left(\frac{1}{3(1 + 2\eta)} \left(P_{E_0}^0 + \eta(P_{E_1}^0 + P_{E_2}^0) + \right. \right. \\ &\quad \left. \left. P_{E_1}^1 + \eta(P_{E_0}^1 + P_{E_2}^1) + P_{E_2}^2 + \eta(P_{E_1}^2 + P_{E_0}^2) \right) \right) \quad (B1) \end{aligned}$$

where, $P_{E_b}^e = \frac{1}{8} \sum_{a_0 a_1 a_2} \text{tr}(\rho_{a_0 a_1 a_2} M_e^{E=ab})$. Again for analytical solution we fix Alice's encoding ($\rho_{a_0 a_1 a_2} = |a_0 a_1 a_2\rangle\rangle$) as

$$\begin{aligned}
|000\rangle &= |0\rangle, \\
|001\rangle &= \cos\frac{\alpha}{2}|0\rangle + \sin\frac{\alpha}{2}|1\rangle, \\
|010\rangle &= \cos\frac{\alpha}{2}|0\rangle + e^{i\beta}\sin\frac{\alpha}{2}|1\rangle, \\
|100\rangle &= \cos\frac{\alpha}{2}|0\rangle + e^{-i\beta}\sin\frac{\alpha}{2}|1\rangle, \\
|111\rangle &= |000\rangle^\perp \\
|110\rangle &= |001\rangle^\perp \\
|101\rangle &= |010\rangle^\perp \\
|011\rangle &= |100\rangle^\perp
\end{aligned} \tag{B2}$$

where α and β are parameters controlled by Eve. In this case optimal encoding for standard 3→1 QRAC is repro-

duced for $\alpha = 2 \arccos \frac{\sqrt{3}}{4}$ and $\beta = \Pi/2$. For projective measurement ($M_e^{E=a_b} = |M_e^{E=a_b}\rangle\langle M_e^{E=a_b}|$) we use general parametrization of the form

$$\begin{aligned}
|M_e^{E=0}\rangle &= \cos\frac{\alpha_e}{2}|0\rangle + e^{i\beta_e}\sin\frac{\alpha_e}{2}|1\rangle \\
|M_e^{E=1}\rangle &= |M_e^{E=0}\rangle^\perp.
\end{aligned} \tag{B3}$$

After substituting it to (B1) and sum properties we have to maximize over two parameters what leads to equation (18) and (19). The same result was given by independent numerical analysis what showed that the assumption (B2) was correct. Here by affecting Alice's device Eve is able to visibly improve her statistics (see Fig.6).

-
- [1] J. Menn, "Exclusive: Secret contract tied NSA and security industry pioneer", Reuters, December 20, 2013. Retrieved 25.03.2015.
- [2] B. Qi et al., Quantum Inf. Comput. 7, 73 (2007); Y. Zhao et al., Phys. Rev. A 78, 042333 (2008); L. Lydersen, C. Wiechers, C. Wittmann, D. Elser, J. Skaar, and V. Makarov, Nature photonics, 4 (10), 686-689 (2010); I. Gerhardt et al., NatureCommun. 2, 349 (2011).
- [3] A. Acin, N. Brunner, N. Gisin, S. Massar, S. Pironio, and V. Scarani, Phys. Rev. Lett. 98, 230501, (2007).
- [4] A. K. Ekert, Phys. Rev. Lett., 67, 661 (1991).
- [5] P. Pearle, Phys. Rev. D, 2, 1418, (1970).
- [6] C. Bennett and G. Brassard, Theoretical Computer Science, 560, 7-11 (2014).
- [7] M. Pawłowski, N. Brunner, Phys. Rev. A 84, 010302 (2011).
- [8] H.-K. Lo, M. Curty, and B. Qi, Phys. Rev. Lett. 108, 130503 (2012).
- [9] N. Jain, C. Wittmann, L. Lydersen, C. Wiechers, D. Elser, C. Marquardt, V. Makarov, G. Leuchs, Phys. Rev. Lett. 107, 110501 (2011).
- [10] J. S. Bell, et al. Physics, 1.3: 195-200 (1964)
- [11] A. Ambainis and A. Nayak and A. Ta-Shma and U. Vazirani Journal of the ACM (JACM) 49.4 : 496-511 (2002)
- [12] V. Makarov and J. Skaar, Quant. Inf. Comp. 8, 0622 (2008)
- [13] V. Makarov, New J. Phys. 11, 065003 (2009).
- [14] Q. Liu, A. Lamas-Linares, C. Kurtsiefer, J. Skaar, V. Makarov, and I. Gerhardt, Rev. Sci. Instrum. 85, 013108 (2014)