

On the detection of eccentric supermassive black hole binaries with pulsar timing arrays: Signal-to-noise ratio calculations

E. A. Huerta,^{1,*} Sean T. McWilliams,¹ Jonathan R. Gair,² and Stephen R. Taylor³

¹*Department of Physics and Astronomy, West Virginia University, White Hall, Morgantown, WV 26506, USA*

²*Institute of Astronomy, Madingley Road, CB3 0HA Cambridge, UK*

³*Jet Propulsion Laboratory, California Institute of Technology, 4800 Oak Grove Drive, Pasadena, CA 91106, USA*

(Dated: October 7, 2018)

We present a detailed analysis of the expected signal-to-noise ratios of supermassive black hole binaries on eccentric orbits observed by pulsar timing arrays. We derive several analytical relations that extend the results of Peters and Mathews [1] to facilitate this analysis. We show that eccentricity enhances the signal-to-noise ratio of single resolvable sources whose dominant harmonic is located in the low-frequency sensitivity regime of pulsar timing arrays for continuous wave sources, whereas the expected signal-to-noise ratio of single resolvable sources emitting in the high frequency sensitivity regime of pulsar timing arrays will be attenuated. We also show that the strain of a stochastic, isotropic gravitational wave background generated by a cosmological population of eccentric binaries will be suppressed in the frequency band of pulsar timing arrays relative to a population of circular binaries, which may pose a potential problem for their detection.

I. INTRODUCTION

It is believed that supermassive black holes (SMBHs) with masses between $10^6 M_\odot - 10^9 M_\odot$ are ubiquitous in galactic nuclei [2–4]. According to the accepted framework of hierarchical structure formation, massive galaxies are formed by continuous accretion of gas from cosmic web filaments or through galactic mergers [5, 6]. This latter mechanism naturally leads to the formation of SMBH binaries in the merged galaxy remnants. As the SMBHs sink in the potential well of the remnant galaxy due to dynamical friction, stars within the binary orbit are quickly ejected. An SMBH merger can only take place if additional mechanisms operate to remove energy and angular momentum from the binary, e.g., friction from a spherical Bondi accretion flow [7], a circumnuclear gas disk [8], slingshot scattering of stars on low angular momentum orbits intersecting the binary [9–11], etc. If any of these mechanisms can drive the orbit to sufficiently small separations, gravitational wave (GW) emission can take over and drive the binary system the rest of the way to coalescence within a Hubble time [1, 12–16].

Regarding the orbital properties of SMBH binaries, scattering interactions between individual stars and SMBH binaries can potentially drive the binaries to large orbital eccentricities, particularly when the binaries retain significant eccentricities at the end of the dynamical friction phase [10, 17–19], whereas SMBH binaries embedded in sufficiently massive self-gravitating gas disks may acquire eccentricities as large as $e \sim 0.6 - 0.8$ by the time gravitational radiation takes over the dynamical evolution of the system [8].

The gravitational radiation emitted during the inspiral of binaries with masses $10^6 M_\odot - 10^9 M_\odot$ out to redshifts $z \lesssim 1$ will be detectable by Pulsar Timing Arrays

(PTAs) [20–29]. PTAs are capable of detecting cosmic string networks, primordial GWs, an unresolved stochastic GW background generated by a large population of compact binary sources [30–35] and GWs from individual binary systems [36, 37].

Given the significant attention that eccentric SMBH binaries have attracted as potential sources of GWs and electromagnetic radiation [38–41], there is a need to study the effect of eccentricity both in terms of source detection and parameter estimation for individually resolvable sources, and for the detection of a stochastic GW background in the context of PTAs. In this article we lay the groundwork for subsequent studies by extending to eccentric sources the analysis carried out by Phinney [42] and deriving several analytical relations that expand upon the results of Peters and Mathews [1] (PM hereafter) to explore in detail the effect of eccentricity on the GW strain and the matched-filter signal-to-noise ratios (SNRs) of individually resolvable sources.

We then employ a prescription for the evolution of the black hole mass function taken from [43], and combine it with our results to compute the SNR of a stochastic GW background generated by a population of eccentric binaries, with the SNR in that case being derived from a cross-correlation statistic, given that matched filtering cannot be applied to a stochastic signal. Our studies show conclusively that when including the whole spectrum of harmonics in which eccentric binaries radiate, the SNR is non-negligibly attenuated for highly eccentric binaries ($e \gtrsim 0.7$). However, binaries with low to moderate values of eccentricity ($0 \lesssim e \lesssim 0.6$) will have SNRs comparable to their quasi-circular counterparts. This suggests, in principle, that the detection of a population of eccentric binaries may be possible and would provide new insights on the formation channels of SMBH binaries and their cosmological evolution. However, it is still necessary to show that the imprints of eccentricity can be accurately extracted from GW observations with PTAs. We defer the study of this important issue to future work.

* elhuertaescudero@mail.wvu.edu

This article is organized as follows: in Section II we provide a succinct description of the properties of eccentric binary systems and derive analytical relations that are of importance for eccentric SMBH binaries observed by PTAs. In Section III we provide analytical results for the energy density and the characteristic amplitude of the GW spectrum, and discuss at length the effect of eccentricity on these two observables. In Section IV we apply this calculated strain to compute SNRs for both single resolvable sources and a stochastic population of eccentric binaries with $e \in [0, 0.9]$. We summarize our findings and describe future directions for research in Section V. Throughout this article we use geometric units with $G = c = 1$.

II. POWER FROM INDIVIDUAL ECCENTRIC BINARIES

Consider a binary system with component masses (m_1, m_2) , such that $m_1 > m_2$, $M = m_1 + m_2$, and whose orbital rest-frame frequency is given by $f_{\text{orb}} = \omega/2\pi$. If the system evolves from an initial state with nonnegligible eccentricity e and semi-major axis a , then the binary radiates GWs in the whole spectrum of harmonics. Furthermore, as shown by PM [1], the relative power $P(n)$ radiated in the n 'th harmonic is given by:

$$P(n) = \frac{32}{5} \frac{m_1^2 m_2^2 (m_1 + m_2)}{a^5} g(n, e), \quad (1)$$

where

$$g(n, e) = \frac{n^4}{32} \left[\left\{ J_{n-2}(ne) - 2eJ_{n-1}(ne) + \frac{2}{n}J_n(ne) + 2eJ_{n+1}(ne) - J_{n+2}(ne) \right\}^2 + (1 - e^2) \left\{ J_{n-2}(ne) - 2J_n(ne) + J_{n+2}(ne) \right\}^2 + \frac{4}{3n^2} J_n^2(ne) \right]. \quad (2)$$

Using Bessel's equation and recurrence relations, one can re-write Eq. (2) as follows:

$$g(n, e) = \frac{n^4}{32} \left[\frac{J_n^2}{n^2} \left(2 - \frac{4}{e^2} \right)^2 + J_n'^2 \left(\frac{4}{e} - 4e \right)^2 + \frac{2J_n J_n'}{n} \left(2 - \frac{4}{e^2} \right) \left(\frac{4}{e} - 4e \right) + J_n^2 (1 - e^2) \left(\frac{4}{e^2} - 4 \right) + \frac{J_n'^2}{n^2} (1 - e^2) \left(\frac{4}{e} \right)^2 - \frac{2J_n J_n'}{n} \frac{4(1 - e^2)}{e} \left(\frac{4}{e^2} - 4 \right) + \frac{4}{3n^2} J_n^2 \right]. \quad (3)$$

Note that Eq. (4) corrects a typo in Eq. (A1) of PM [1]. As shown in PM,

$$F(e) = \sum_{n=1}^{\infty} g(n, e) = \frac{1 + \frac{73}{24}e^2 + \frac{37}{96}e^4}{(1 - e^2)^{7/2}}. \quad (4)$$

Hence, averaging over one period of the elliptical motion, the average rate at which the binary system radiates energy is given by:

$$\langle P \rangle = \sum_{n=1}^{\infty} P(n), \\ = \frac{32}{5} \frac{m_1^2 m_2^2 M}{a^5 (1 - e^2)^{7/2}} \left(1 + \frac{73}{24}e^2 + \frac{37}{96}e^4 \right). \quad (5)$$

Another interesting quantity that involves the object $g(n, e)$ is the GW strain root-mean-square (rms) amplitude. As discussed in [44], the rms amplitude and the energy radiated in the n 'th harmonic are related through:

$$h_n = \frac{1 + z}{\pi d} \frac{\sqrt{\dot{E}_n}}{n f_{\text{orb}}}, \quad (6)$$

where z is the redshift. Since the luminosity, \dot{E} , emitted by the system averaged over one complete orbit is given by

$$\dot{E} = \frac{32}{5} \mathcal{M}^{10/3} (2\pi f_{\text{orb}})^{10/3} \sum_{n=1}^{\infty} g(n, e), \quad (7)$$

then Eq. (6) can be re-written as follows:

$$h_n = 2\sqrt{\frac{32}{5}} \frac{\mathcal{M}^{5/3}}{nd} (2\pi f_{\text{orb}})^{2/3} \sqrt{g(n, e)} (1 + z), \quad (8)$$

where $\mathcal{M} = M \eta^{3/5}$ is the chirp mass, and $\eta = m_1 m_2 / M^2$ represents the symmetric mass ratio. It is possible to obtain a similar expression to the average power by considering the quantity

$$\sum_{n=1}^{\infty} h_n^2 = \frac{32}{5} \frac{\mathcal{M}^{10/3}}{d_L^2} (2\pi f_{\text{orb}})^{4/3} \sum_{n=1}^{\infty} \frac{g(n, e)}{(n/2)^2}, \quad (9)$$

where $d_L = d/(1 + z)$. This quantity has heretofore been evaluated numerically using a given number of harmonics to ensure a specified accuracy. However, one can derive an exact closed form for the sum appearing on the right-hand side of this expression, as shown in Appendix A:

$$H(e) = \sum_{n=1}^{\infty} \frac{g(n, e)}{n^2} = \frac{4 - \sqrt{1 - e^2}}{12\sqrt{1 - e^2}}. \quad (10)$$

Thus, Eq. (9) takes the simple form:

$$\sum_{n=1}^{\infty} h_n^2 = \frac{32}{15} \frac{(4 - \sqrt{1 - e^2})}{\sqrt{1 - e^2}} \frac{\mathcal{M}^{10/3}}{d_L^2} (2\pi f_{\text{orb}})^{4/3}. \quad (11)$$

In the following Section, we will use a similar approach to derive new analytical relations to explore the signatures that a population of eccentric binaries may imprint on a stochastic background of gravitational radiation and on single resolvable sources.

III. STOCHASTIC BACKGROUND OF A POPULATION OF ECCENTRIC BINARIES

Following Ref. [42], one can define the total GW energy density per logarithmic frequency interval observed today from a population of (instantaneously monochromatic) sources as:

$$\begin{aligned}\mathcal{E}_{\text{gw}} &\equiv \int_0^\infty \rho_c \Omega_{\text{gw}}(f) \frac{df}{f} \equiv \int_0^\infty \frac{\pi}{4} f^2 h_c^2(f) \frac{df}{f} \\ &= \int_0^\infty \int_0^\infty N(z) \frac{1}{1+z} f_r \frac{dE_{\text{gw}}}{df_r} dz \frac{df}{f}.\end{aligned}\quad (12)$$

The rate of mergers per unit comoving volume which occur between redshift $z + dz$ is given by $N(z)dz$. Furthermore, ρ_c represents the rest-mass energy that would be required to close the Universe [42]

$$\rho_c = \frac{3H_0^2}{8\pi}.\quad (13)$$

In practice, we can replace $N(z)dz$ by a differential rate and integrate over source parameters, but for the moment we shall assume that the population is composed of identical sources. If the sources have eccentricity then they will no longer be instantaneously monochromatic. Instead, we can regard the emission at each harmonic to represent a separate population of sources, i.e.,

$$\begin{aligned}\mathcal{E}_{\text{gw}} &= \sum_{n=1}^\infty \mathcal{E}_{\text{gw},n}, \quad \text{with} \\ \mathcal{E}_{\text{gw},n} &= \int_0^\infty \int_0^\infty N(z) \frac{1}{1+z} f_{n,r} \frac{dE_{\text{gw},n}}{df_{n,r}} dz \frac{df_n}{f_n},\end{aligned}\quad (14)$$

where f_n represents the frequency of the n 'th harmonic observed today, and $f_{n,r} = (1+z)f_n$ is the frequency of the harmonic in the rest frame. The amount of energy radiated in GWs into the n 'th harmonic as the frequency of the n 'th harmonic changes from $f_{n,r}$ to $f_{n,r} + df_{n,r}$ is given by:

$$\frac{dE_{\text{gw},n}}{df_{n,r}} df_{n,r}.\quad (15)$$

This outgoing energy is measured in the source's rest frame, and is integrated over the entire radiating lifetime of the source and over all solid angles [42]. Using the relations

$$4\pi^2 f_{\text{orb}}^2 a^3 = M \quad \text{and} \quad \omega = 2\pi f_{\text{orb}},\quad (16)$$

with Eq. (7), we find that:

$$\frac{dE_{\text{gw},n}}{df_{n,r}} = \frac{dE_{\text{gw},n}}{dt_r} \frac{dt_r}{df_{n,r}},\quad (17)$$

$$\frac{dE_{\text{gw},n}}{dt_r} = \frac{32}{5} (\mathcal{M}\omega)^{10/3} g(n, e),\quad (18)$$

$$\frac{df_{n,r}}{dt_r} = n \frac{df_{\text{orb}}}{dt_r} = \frac{96}{5} \frac{n F(e)}{2\pi} \mathcal{M}^{5/3} \omega^{11/3},\quad (19)$$

where $F(e)$ was defined in Eq. (4). Combining these, we find

$$\begin{aligned}\frac{dE_{\text{gw},n}}{df_{n,r}} &= \frac{(2\pi)^{2/3} \mathcal{M}^{5/3} g(n, e)}{3F(e)} \frac{1}{n} f_{\text{orb}}^{-1/3} \\ &= \frac{\pi^{2/3} \mathcal{M}^{5/3}}{3F(e) (1+z)^{1/3}} \frac{g(n, e)}{(n/2)^{2/3}} f^{-1/3}.\end{aligned}\quad (20)$$

The energy density in the background per logarithmic frequency interval is then given by

$$\begin{aligned}\rho_c \Omega_{\text{gw}}(f) &= \frac{\pi}{4} f^2 h_c^2(f) = \\ &= \frac{\mathcal{M}^{5/3} (\pi f)^{2/3}}{3} \int_0^\infty \sum_{n=1}^\infty \frac{1}{F(e)} \frac{g(n, e)}{(n/2)^{2/3}} \frac{N(z)}{(1+z)^{1/3}} dz.\end{aligned}\quad (21)$$

Note that in the quasi-circular limit ($n = 2, e \rightarrow 0$), Eq. (21) recovers the results presented in Ref. [42]. This derivation is also in good agreement with an alternative analysis presented in Ref. [45].

A. Estimating the number of merger events in unit comoving volume $N(z)$

One important ingredient in the calculation of the stochastic spectrum, energy density and, ultimately, the SNR with which a population of GW sources can be detected is the number of mergers that occur between redshift z and $z + dz$, i.e., $N(z)$. For the systems under consideration, i.e., binaries with total masses between $10^{6-9} M_\odot$, our knowledge of the numbers and mass distributions of supermassive black holes has changed considerably with the advent of large scale surveys [46, 47] and recent theoretical studies [43, 48, 49]. However, deriving a robust model for the computation of $N(z)$ is a complex problem due to the large uncertainties inherent in several aspects of the calculation, e.g., the poorly constrained rate of BH migration toward the center of merging galaxies caused by interactions with dark matter, gas, and stars; the possibility of multiple BH interactions in the event that the BH migration is inefficient, etc. [50–63]. With these caveats in mind, we use the estimate for $N(z)$ described in Ref. [43], which we will review here for completeness.

We need to estimate the comoving number density of black holes with masses between M_\bullet and $M_\bullet + dM_\bullet$. Black hole masses are strongly correlated with the bulge masses of their hosts and so this is equivalent to considering the distribution of galaxy bulge masses. The starting point for such an estimate is an empirical model known as the Schechter function [64], given by

$$\phi(M) dM = \varphi M^\alpha \exp(-M) dM,\quad (22)$$

where φ and α represent the normalization of the luminosity function and the faint-end slope parameter, respectively. The Schechter function is a power law that is truncated at large masses. For the most massive galaxies

of interest, we need to amend this function to account for the observed excess of mass in the brightest cluster galaxies and other very massive elliptical galaxies. Following Ref. [49], we do this by adding a Gaussian component to Eq. (22):

$$\begin{aligned} \phi(M)dM &= (\varphi + \varphi_{\text{massive}})dM = \varphi M^\alpha \exp(-M) dM \\ &+ \hat{\phi} \exp\left(-\frac{1}{2}\left(\frac{2.5 \log M}{\sigma}\right)^2 - 1\right) dM, \end{aligned} \quad (23)$$

where $\hat{\phi}$ and φ are normalization factors to describe the brightest cluster galaxies and less massive galaxies, respectively. We try to encapsulate in a conservative way the current knowledge we have from galaxies that host black holes with masses $\sim 10^9 M_\odot$ such as M87. Hence, following Ref. [43] we set $\hat{\phi} = \varphi$ and $\sigma = 0.58$, which ensures at least one M87-mass source in our sample. The comoving density of black holes can be constructed from the Schechter function by replacing

$$M \rightarrow \frac{M_\bullet}{M} \quad \text{with} \quad M = \frac{1.2 \times 10^8}{1+z} M_\odot. \quad (24)$$

Here M_\bullet denotes the BH mass and M is a Schechter parameter that represents the characteristic mass at the turnover of the mass function. This particular prescription is consistent with observational data [65]. We set the normalization of the luminosity function to have the constant value

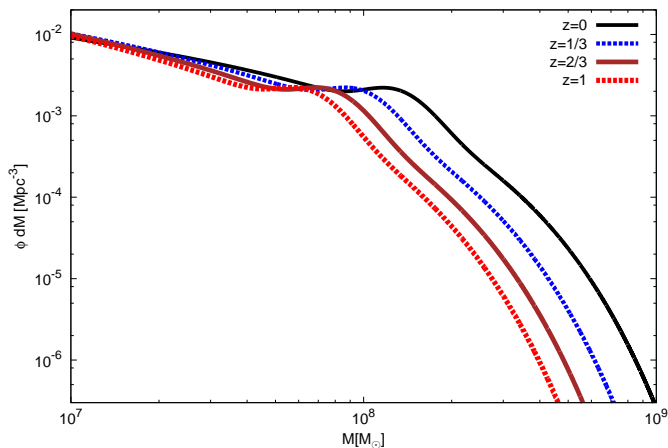


FIG. 1. Redshift evolution of the black hole mass function given by Eq. (23).

$$\varphi \equiv 3 \times 10^{-3} \text{Mpc}^{-3}. \quad (25)$$

This choice is in good agreement with results presented in Ref. [66] at low redshifts and using the cosmological parameters presented in Ref. [47]. Observational data suggests that φ might have a mild dependence on redshift. However, following Ref. [43], we ignore the redshift dependence of φ because it is a small effect that has

a negligible influence on the total GW signal. Finally, ensuring that the redshift dependence of the faint-end slope parameter α satisfies mass conservation, one finds that [43]:

$$\alpha \approx -2 + \frac{0.52}{1+z}. \quad (26)$$

Plugging Eqs. (24)–(26) into Eq. (23) provides all the information we need to determine the GW energy density and the characteristic amplitude of the GW spectrum. Figure 1 shows the redshift evolution of the mass function for binary black holes systems with total masses between $10^6 M_\odot - 10^9 M_\odot$. This approach reproduces the results presented in Ref. [48] at a 2σ level. Figure 1 clearly shows that the mass function has a break at $\log M \sim 7.9$ for all redshifts of interest. Therefore, we consider a two-piece power law function to evaluate the integral:

$$N_0 = \int_{z_{\min}}^{z_{\max}} \frac{N(z)}{(1+z)^{1/3}} dz, \quad (27)$$

where $z_{\min} = 0$ and $z_{\max} = 1$. This integral is required to evaluate Eq. (21) under the simplifying assumption that all systems in the Universe have the same eccentricity and is found to be

$$N_0 = \begin{cases} 2.63 \times 10^{-3} \text{Mpc}^{-3}, & 7 \lesssim \log M \lesssim 7.9, \\ 1.16 \times 10^{-3} \text{Mpc}^{-3}, & \log M \gtrsim 7.9. \end{cases} \quad (28)$$

B. Ready to use expressions for the gravitational wave energy density and the characteristic amplitude of the gravitational wave spectrum

Having derived all of the ingredients to compute the GW energy density and the characteristic amplitude of the GW spectrum, and using the most recent results for the cosmological parameters released by the Planck Collaboration in Ref. [67] to compute the critical density of the Universe defined by Eq. (13), we can derive ready-to-use expressions for the energy density and the characteristic amplitude of the GW background.

1. Compact binary population with fixed eccentricity

Assuming that the eccentricity of the binary population is fixed, we can derive an analytical expression that reproduces the sum in Eq. (21) to better than 0.01% in the eccentricity range $e_0 \in [0, 0.95]$ (see Appendix C), namely:

$$A(e_0) = \sum_{n=1}^{\infty} \frac{g(n, e_0)}{(n/2)^{2/3}} = \frac{1 + \frac{1467}{1024} e_0^2 - \frac{115}{12288} e_0^4 + \frac{227}{32768} e_0^6}{(1 - e_0^2)^{5/2}}. \quad (29)$$

For later convenience, let us define the function:

$$B(e_0) \equiv \frac{A(e_0)}{f(e_0)} = (1 - e_0^2) \frac{\left(1 + \frac{1467}{1024} e_0^2 - \frac{115}{12288} e_0^4 + \frac{227}{32768} e_0^6\right)}{1 + \frac{73}{24} e_0^2 + \frac{37}{96} e_0^4}. \quad (30)$$

Using Eq. (30), the energy density and the characteristic amplitude of the GW background take the form:

$$\Omega_{\text{gw}}(f) = 3.6 \times 10^{-10} \left(\frac{\mathcal{M}}{10^8 M_\odot} \right)^{5/3} \left(\frac{f}{1 \text{ yr}^{-1}} \right)^{2/3} \left(\frac{N_0}{10^{-3} \text{ Mpc}^{-3}} \right) B(e_0), \quad (31)$$

$$h_c(f) = 5.0 \times 10^{-16} \left(\frac{\mathcal{M}}{10^8 M_\odot} \right)^{5/6} \left(\frac{f}{1 \text{ yr}^{-1}} \right)^{-2/3} \left(\frac{N_0}{10^{-3} \text{ Mpc}^{-3}} \right)^{1/2} \sqrt{B(e_0)}. \quad (32)$$

In Figure 2 we plot the attenuation function $B(e_0)$ (see Eq. (30)). We notice that both the energy density and the characteristic amplitude of the GW background are maximized for a population of quasi-circular binaries, and steadily decrease for increasing values of eccentricity. These results give the energy density and typical strain of a GW background generated by binaries with fixed eccentricity and chirp mass.

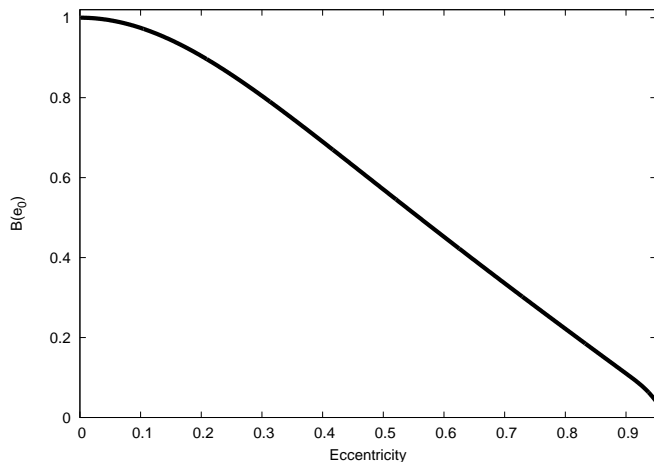


FIG. 2. Attenuation factor, $B(e_0)$, as defined in Eq. (30), which describes the decrease in the emitted energy density for a population of compact sources with fixed eccentricity. In light of Eqs. (31) and (32), the present-day energy density $\Omega_{\text{gw}}(f)$ is maximized for a population of quasi-circular compact binaries, whereas its value is decreased by a factor ~ 10 for a population of highly eccentric systems ($e_0 \sim 0.9$). Similarly, the characteristic amplitude of the GW spectrum steadily decreases as the eccentricity of the compact binary population increases.

2. Compact binary population with evolving eccentricity

To describe a compact binary population whose eccentricity is evolving, we notice that for a given initial eccentricity e_0 at a fiducial initial orbital frequency f_0 , the eccentricity depends only on the orbital frequency: $e = e(f_{\text{orb}}, e_0)$. Each harmonic n contributes to the signal at an observed frequency $f = n f_{\text{orb}}/(1+z)$. Hence,

including the frequency evolution of the eccentricity entails replacing the argument of the $g(n, e)$, $F(e)$ functions in Eq. (21) by

$$e(f_{\text{orb}}; e_0) = e \left(\frac{1+z}{n} f; e_0 \right). \quad (33)$$

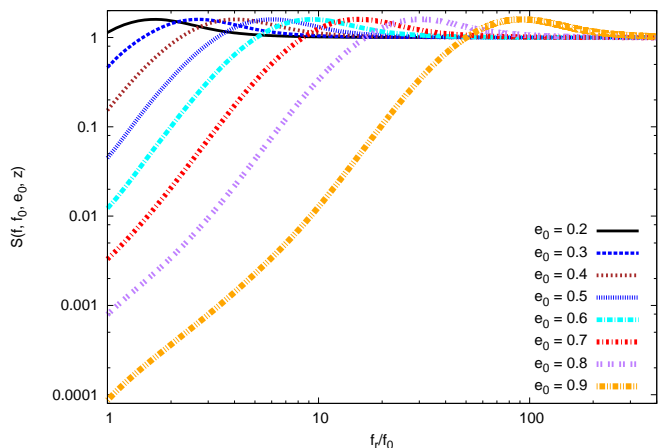


FIG. 3. The panel shows the frequency evolution of the function $S(f, f_0, e_0, z)$, given by Eq. (36) for several values of initial eccentricity e_0 . The x -axis shows the ratio f_r/f_0 , where $f_r = (1+z)f$.

We shall use the dictionary $e \rightarrow e(f_{\text{orb}})$ given by Eq. (3.12) of Ref. [68], which is robust for $e \in [0, 0.9]$, namely:

$$e(f_{\text{orb}}; e_0) \rightarrow \frac{16.83 - 3.814 \beta^{0.3858}}{16.04 + 8.1 \beta^{1.637}}, \quad (34)$$

where $\beta = \chi^{2/3}/\sigma_0$ and $\chi = f_{\text{orb}}/f_0$, with $f_{\text{orb}} = (1+z)f/n$, and

$$\sigma_0 = \frac{e_0^{12/19}}{1 - e_0^2} \left(1 + \frac{121}{304} e_0^2 \right)^{870/2299}. \quad (35)$$

We substitute Eq. (34) into Eq. (21) to obtain the function:

$$S(f, f_0, e_0, z) = \sum_{n=1}^{\infty} \frac{1}{f(e(f_{\text{orb}}; e_0))} \frac{g(n, e(f_{\text{orb}}; e_0))}{(n/2)^{2/3}}. \quad (36)$$

In Figure 3 we show the frequency evolution of the function $S(f, f_0, e_0, z)$ for several values of initial eccentricity e_0 . It is worth pointing out that these results are in excellent agreement with Ref. [45], even though we have used a different approach to parameterize the orbital frequency evolution. We have found several interesting properties of the generating function $S(f, f_0, e_0, z)$:

- The location of the maxima follows a simple relation given by:

$$x^{\max} \cong \frac{1293}{181} \left(\frac{e_0^{12/19}}{1 - e_0^2} \left[1 + \frac{121}{304} e_0^2 \right]^{870/2299} \right)^{3/2}. \quad (37)$$

where $x = f_r/f_0$.

- The maxima of the $S(f, f_0, e_0, z)$ function is the same for all values of e_0 and is given by

$$S(f, f_0, e_0, z)^{\max} = \frac{373}{234}. \quad (38)$$

- Two additional properties that $S(f, f_0, e_0, z)$ must satisfy are:

$$S(f, f_0, e_0 = 0, z) \equiv 1, \\ \lim_{f \rightarrow \infty} S(f, f_0, e_0, z) \rightarrow 1.$$

In light of this analysis, we have constructed a function that has these generic properties. We found it convenient to split the function in two pieces given its distinct properties before and after it reaches $S = 1$. The points at which $S(f, f_0, e_0, z) \equiv 1$ are given by:

$$x^{\text{fixed}} \cong \frac{3620 e_0}{841 (1 - e_0^2)^3} \left(1 - \frac{370}{243} e_0^2 + \frac{132}{269} e_0^4 \right). \quad (39)$$

In the domain $x \gtrsim x^{\text{fixed}}$, we propose the following ansatz for $S(f, f_0, e_0, z)$:

$$S(f, f_0, e_0, z) = 1 + a(e_0)[x - b(e_0)]e^{-c(e_0)x}, \quad (40)$$

where $x = f_r/f_0$ and the eccentricity dependent coefficients $a(e_0)$, $b(e_0)$, $c(e_0)$ are given by:

$$b(e_0) = x^{\text{fixed}}, \quad (41)$$

$$c(e_0) = \frac{1}{x^{\max} - x^{\text{fixed}}}, \quad (42)$$

$$a(e_0) = \frac{x^{\max} - 1}{x^{\max} - x^{\text{fixed}}} \exp(c(e_0)x^{\max}). \quad (43)$$

It is worth pointing out that for low values of eccentricity ($e_0 \lesssim 0.2$), Eq. (40) reproduces the main features of $S(f, f_0, e_0, z)$ throughout the domain $x \geq 1$. When we consider $e_0 \gtrsim 0.2$, we need to replace the low frequency evolution using the following relation

$$S_{\text{low}}(f, f_0, e_0, z) = d(e_0)x^{29/7}e^{-g(e_0)x}, \quad (44)$$

where the coefficients ($d(e_0)$, $g(e_0)$) are determined by enforcing that S_{low} has the correct value at $x = 1$ and at

the fixed points x^{fixed} . The transition from S_{low} to S_{high} is at the point x^{fixed} . As shown in Figure 4, this analytical approach can reproduce the sum $S(f, f_0, e_0, z)$ given by Eq. (36) for systems with eccentricity $e_0 \lesssim 0.6$. We have found that systems with higher eccentricity have a more complex evolution for $1 \lesssim x \lesssim x^{\text{fixed}}$, so we must model that part using the full numerical solution. However, we emphasize that the solution given by Eq. (40) well describes the evolution of the sum $S(f, f_0, e_0, z)$ for higher values of eccentricity in the regime $x \gtrsim x^{\text{fixed}}$, which is the region where the signal is most likely to be detected. In addition, given the ever-increasing attenuation for very large eccentricities, it seems likely that Eq. (40) covers the entire domain of detectable stochastic signals. Finally, we note that, by construction, our analytical approach satisfies $S(f, f_0, e_0 = 0, z) \equiv 1$ and $\lim_{f \rightarrow \infty} S(f, f_0, e_0, z) \rightarrow 1$.

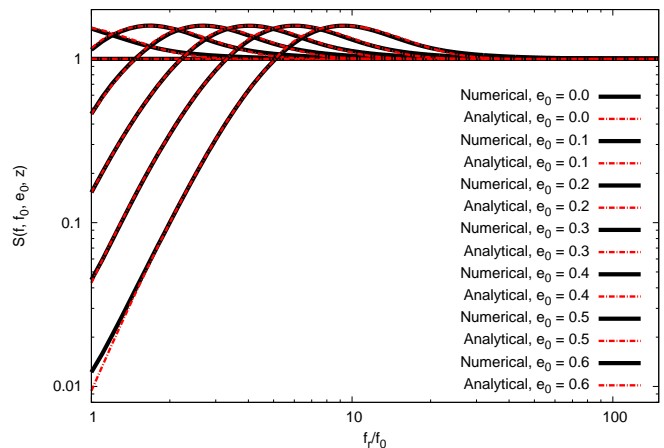


FIG. 4. The panel shows the a direct comparison between the numerical solution of the sum $S(f, f_0, e_0, z)$ given by Eq. (36) and the analytical solution we have constructed using Eqs. (40) and (44). This analytical solution reproduces the full numerical solution for systems with eccentricity $e_0 \lesssim 0.6$ with an accuracy better than 5% in the domain $x \gtrsim 1$. Systems with higher eccentricity have been modeled using the full numerical solution.

This analytical approximation provides a robust description of the imprint of eccentricity over a wide range of parameter space. Given its simplicity, it provides an ideal tool to be implemented in detection pipelines. We utilize this result in the following Section to compute the expected signal-to-noise ratio with which a cosmological population of SMBH binaries with nonnegligible eccentricity can be detected with PTAs.

IV. SIGNAL-TO-NOISE RATIOS FOR PULSAR TIMING ARRAYS

In this Section we discuss in detail the prospects of detecting a cosmological population of inspiralling SMBH

binaries with PTAs. Current studies suggest that the expected signal from these events may comprise a superposition of two distinct contributions: (i) a stochastic background generated by the incoherent superposition of gravitational radiation emitted from the whole supermassive black hole population [35, 69, 70]; and (ii) GW signals that stand above the background and can be individually resolved [34, 71]. The motivation to consider these two complementary cases stems from the fact that an inhomogenous combination of multiple sources emitting in the same frequency bin can adopt several configurations in the timing residuals, such as a nearly isotropic distribution over the sky or a few bright spots in the sky if they superpose coherently [35]. There has been a vigorous research program to develop data analysis techniques in the limiting cases of an isotropic stochastic background which, as described in the previous Section, may be described by a power law spectrum [30–33, 72, 73], for single monochromatic GW sources [28, 74–77] and, more recently, for anisotropic GW backgrounds [78–80], although we will not discuss these further here.

A. Sensitivity of PTAs to single resolvable sources and a stochastic gravitational wave background

The sensitivity curves of PTAs to continuous waves and a stochastic GW background have been discussed at length in Ref. [26, 81]. If we define σ_{rms} as the rms timing noise, and $1/\Delta t$ as the cadence of the measurements, then combining Eqs. (40) and (42) of Ref. [81], the dimensionless effective noise amplitude for the timing residuals induced for a stochastic GW background is given by:

$$h_N^2(f) = f S_n(f) = 24\pi^2 \Delta t \sigma_{\text{rms}}^2 f^3. \quad (45)$$

Assuming a total observation time T_{obs} , the analysis presented in [26] shows that the power law integrated sensitivity curve for a PTA's response to a stochastic GW background has a sharp cut-off in sensitivity at a frequency $f = T_{\text{obs}}^{-1}$. On the other hand, for individually resolvable sources, the maximum sensitivity is attained around frequencies T_{obs}^{-1} , and there is a slow diminishing in sensitivity below this value. Assuming a quadratic timing model, Ref. [26] shows that the dimensionless effective noise amplitude for continuous waves can be modeled as a two-part power law in f . This two-part power law, as given in Ref. [26], is formally a continuous sum of the two components, but it will prove convenient for us to approximate it as a piecewise combination of the

components, namely:

$$h_{c,\text{high}}(f) = \mathcal{B} f^{\frac{3}{2}}, \quad \text{for } f \gtrsim \frac{2}{T_{\text{obs}}}, \quad (46)$$

$$h_{c,\text{low}}(f) = \mathcal{C} f^{-\frac{3}{2}}, \quad \text{with} \quad (47)$$

$$\mathcal{B} = \left(\frac{36}{N_p(N_p - 1)} \right)^{1/2} \sqrt{\Delta t} \sigma_{\text{rms}}, \quad (48)$$

$$\mathcal{C} = \frac{8\mathcal{B}}{T_{\text{obs}}^3}. \quad (49)$$

The quantity $h_c(f)$ is the characteristic strain of noise fluctuations in the detector, which is required to compute the SNR using Eq. (50) below. We note that the transition frequency value $f_{\text{trans}} = 2T_{\text{obs}}^{-1}$ at which $h_{c,\text{high}}(f) = h_{c,\text{low}}(f)$ is simply an approximate value for which the two-part power law representation of the total sensitivity reproduces a fully numerical Bayesian analysis [26].

We emphasize that the effective sensitivities above differ depending on the detection statistic being assumed, and this has occasionally resulted in some confusion when calculating sensitivity curves, particularly their spectral slopes, throughout the literature. We have assumed in Eq. (45) that the stochastic background is searched for using a cross-correlation statistic, whereas in Eqs. (46)–(49), we assume that continuous-wave sources are searched for using matched filtering.

Having described the prescription we will use for the sensitivity of PTAs to detect continuous wave sources and a stochastic GW background, we will now compute the expected SNR of single resolvable sources including *all harmonics in which eccentric binaries radiate*.

B. Signal-to-noise ratio calculations for single resolvable sources

Several recent studies have explored the ability of PTAs to resolve GW sources individually. For instance, assuming the existence of a population of quasi-circular monochromatic sources, an array of pulsars which are equally-sampled every two weeks for ten years, and making several other simplifications regarding the nature of the data sets, Ref. [82] concluded that N_s sufficiently loud sources with SNRs $\gtrsim 10$ can be resolved and localized in the sky with a network of $3N_s$ pulsars. Building upon this study, Ref. [83] demonstrated that it was possible to: (i) recover the SNR of injected signals to within a few percent; (ii) infer the sky localization to within a few degrees; and (iii) resolve the frequency at which the signals were injected to better than 0.1 nHz. To put this latter result in context, a PTA that collects data for a time span of T_{obs} cannot in principle distinguish two GW frequencies separated by less than $\Delta f \sim 1/T_{\text{obs}} \sim 3\text{nHz}$ for $T_{\text{obs}} = 10\text{yr}$. If the algorithm introduced in Ref. [83] is capable of determining sub-Fourier bin precision to the level of 0.1 nHz, this means that they are capable of resolving up to 30 sources per frequency bin.

A more conservative approach to estimate the number of GW sources that can be individually resolved with a PTA was presented in Ref. [84]. Basic counting arguments suggest that a PTA with N_p pulsars can characterize up to $2N_p/7$ chirping GW point sources per GW frequency bin or $2N_p/6$ monochromatic sources. This is just the number of measurements (an amplitude and a phase per pulsar) divided by the number of parameters characterizing a single GW source (7 for a chirping binary and 6 for a monochromatic binary). We therefore expect a PTA to be sensitivity limited when every GW frequency bin has more than $2N_p/7$ sources. At present there are more than 20 pulsars in the IPTA with rms timing residuals $\sigma_{\text{rms}} < 1\mu\text{s}$, and a few pulsars with $\sigma_{\text{rms}} < 100\text{ns}$ [85]. With the advent of the Chinese five hundred meter spherical aperture telescope [86] and the Square Kilometer Array (SKA) [87], there will be a major leap in sensitivity. A conservative estimate suggests that the SKA could detect more than twenty thousand pulsars, including hundreds of them with σ_{rms} that will match or supersede the best pulsars currently known. Such a PTA will no longer be a detector capable only of detecting a stochastic GW background (i.e., a confusion-limited detector) but will become a point source telescope that can be analyzed using matched filtering techniques [84]. In view of this bright prospect, we now compute the SNRs of eccentric sources in the frequency band of PTAs.

Since binaries on eccentric orbits radiate in a wide spectrum of harmonics n of the mean orbital frequency, we can write the SNR as:

$$\rho_{\ell}^2(n, f_{\text{orb}}) = \frac{h_{cw}^2(n, f_{\text{orb}})}{h_{c,l}^2(n, f_{\text{orb}})}, \quad (50)$$

with $\ell = [\text{low}, \text{high}]$ and [88]:

$$h_{cw}^2(n, f_{\text{orb}}) = \frac{h_n^2 n f_{\text{orb}} T_{\text{obs}}}{1+z}, \quad (51)$$

where h_n is given by Eq. (8). Eq. (51) can be interpreted as the averaged squared amplitude multiplied by the number of cycles completed during the observation time T_{obs} . In general, the total SNR of a single resolvable source can be written as:

$$\rho^2 \equiv \sum_{n=1}^{n_{\text{max}}} \rho_{\text{low}}^2(n, f_{\text{orb}}) + \sum_{n_{\text{max}}+1}^{\infty} \rho_{\text{high}}^2(n, f_{\text{orb}}), \quad (52)$$

where n_{max} is given by $n_{\text{max}} \hat{f}_{\text{orb}} = f_{\text{trans}}$. Now, bearing in mind that the sensitivity for continuous wave sources is given by a piecewise function, let us consider the low

frequency component. Using Eq. (47) we find that:

$$\rho_{\text{low}}^2 = \hat{C} \sum_{n=1}^{n_{\text{max}}} \left(\frac{n}{2}\right)^2 g(n, e_0) f_{\text{orb}}^{16/3}, \quad (53)$$

$$\hat{C} = \frac{4 \sqrt[3]{2} \pi^{4/3} N_p (N_p - 1)}{45} \frac{T_{\text{obs}}^7 \mathcal{M}^{10/3}}{d^2 (1+z)^2 \Delta t \sigma_{\text{rms}}^2}, \quad (54)$$

where we have used $f = n f_{\text{orb}}/(1+z)$ in the last line. In the case where most of the detectable signal is contained in modes with $n < n_{\text{max}}$, we can use an analytical form for the sum in Eq. (53). In Appendix A we show that:

$$G(e_0) = \sum_{n=1}^{\infty} \left(\frac{n}{2}\right)^2 g(n, e_0) = \frac{1}{(1-e_0^2)^{13/2}} \left[1 + \frac{85}{6} e_0^2 + \frac{5171}{192} e_0^4 + \frac{1751}{192} e_0^6 + \frac{297}{1024} e_0^8 \right]. \quad (55)$$

Hence, summing over all the harmonics enables us to recast Eq. (54) as follows:

$$\rho_{\text{low}}^2 = \hat{C} G(e_0) f_{\text{orb}}^{16/3}. \quad (56)$$

We can find a similar expression for the high frequency contribution, namely:

$$\rho_{\text{high}}^2 = \hat{B} \sum_{n=n_{\text{max}}}^{\infty} \frac{g(n, e_0)}{(n/2)^4} f_{\text{orb}}^{-2/3}, \quad (57)$$

$$\hat{B} = \frac{4 \sqrt[3]{2} \pi^{4/3} N_p (N_p - 1) T_{\text{obs}} \mathcal{M}^{10/3} (1+z)^4}{45 d^2 \Delta t \sigma_{\text{rms}}^2}. \quad (58)$$

If the first harmonic $n = 1$ is located within the high frequency regime ($\gtrsim f_{\text{trans}}$), then no detectable signal occurs in the low frequency regime, so $n_{\text{max}} = 1$ and we can analytically evaluate the sum in Eq. (57). In Appendix A we show that this sum is given by

$$Y(e_0) = \sum_{n=1}^{\infty} \frac{g(n, e_0)}{(n/2)^4} = 1 - \frac{1}{3} e_0^2, \quad (59)$$

and the high frequency contribution can be expressed as:

$$\rho_{\text{high}}^2 = \hat{B} Y(e_0) f_{\text{orb}}^{-2/3}. \quad (60)$$

We can re-write the low and high frequency contributions to the SNR in a convenient way using the transformation $u = f_{\text{orb}}/f_{\text{trans}}$:

$$\rho^2 = \begin{cases} (1+z)^{-2} \mathcal{L} G(e_0) u^{16/3}, & u \ll 1, \\ (1+z)^4 \mathcal{L} Y(e_0) u^{-2/3}, & u \geq 1, \end{cases} \quad (61)$$

where:

$$\mathcal{L} = \frac{4 \sqrt[3]{2} \pi^{4/3} N_p (N_p - 1) T_{\text{obs}}^{5/3} \mathcal{M}^{10/3}}{45 d^2 \Delta t \sigma_{\text{rms}}^2}. \quad (62)$$

We note that the requirement that $u \ll 1$ in the first part of Eq. (61) is due to the fact that eccentric sources will emit in a wide range of harmonics. For more moderate eccentricities, this requirement is weakened, such that

$$\rho^2 = \hat{\rho}^2 \begin{cases} (1+z)^{-2} G(e_0) u^{16/3}, & u \ll 1, \\ (1+z)^4 Y(e_0) u^{-2/3}, & u \geq 1, \end{cases} \quad (63)$$

$$\hat{\rho}^2 = 4.26 \times 10^{-2} N_p (N_p - 1) \left(\frac{\mathcal{M}}{10^8 M_\odot} \right)^{10/3} \left(\frac{T_{\text{obs}}}{10 \text{ yr}} \right)^{5/3} \left(\frac{100 \text{ Mpc}}{d} \right)^2 \left(\frac{100 \text{ ns}}{\sigma_{\text{rms}}} \right)^2 \left(\frac{0.05 \text{ yr}}{\Delta t} \right). \quad (64)$$

Finally, in the case that individual sources are emitting in the transition regime between low and high frequency

Eq. (61) applies to all orbital frequencies in the limit of very small eccentricity.

To give a sense of scale, we can reexpress Eq. (61) as:

sensitivity (i.e., $f_{\text{orb}} < f_{\text{trans}}$, but the eccentricity is large enough that significant signal is contained in harmonics with $n f_{\text{orb}} > f_{\text{trans}}$), the total SNR is given by:

$$\rho_{\text{true}}^2 = \hat{\rho}^2 \left[\frac{1}{(1+z)^2} \sum_{n=1}^{n_{\text{max}}} \binom{n}{2}^2 g(n, e_0) u^{16/3} + (1+z)^4 \sum_{n=n_{\text{max}}+1}^{N_{\text{max}}} \frac{g(n, e_0)}{(n/2)^4} u^{-2/3} \right], \quad (65)$$

where formally $N_{\text{max}} \rightarrow \infty$, but in practice, we find that $N_{\text{max}} = 1500$ suffices for all of the eccentricities considered in this work. In Figure 5 we show the expected SNR ρ for sources that emit at three different regimes: very low frequencies ($f_{\text{orb}} \ll f_{\text{trans}}$), intermediate frequencies ($f_{\text{orb}} \sim f_{\text{trans}}$), and high frequencies ($f_{\text{orb}} \gtrsim f_{\text{trans}}$). Notice that eccentricity has a positive impact on the detection of eccentric sources when $f_{\text{orb}} \lesssim f_{\text{trans}}$. The analytical relation we present in Eq. (56) is only applicable when the higher harmonics are contained in the low frequency regime, i.e., for frequencies below f_{trans} . If one tries to extrapolate this relation into the high frequency regime, then the SNR grows without limit. However, as shown in the top panel of Figure 5, the correct behavior is given by Eq. (65), namely: eccentricity enhances the SNR in the low frequency regime, but as soon as the emission enters the high frequency regime, eccentricity begins to smoothly attenuate the SNR. On the other hand, if the fundamental harmonic $n = 1$ of a system is within the high frequency regime, then the SNR can be accurately predicted by Eq. (60).

C. Signal-to-noise ratio calculations for a stochastic gravitational wave background

The nature of a stochastic GW background allows us only to predict the statistical properties of the signal it generates, not the precise signal. Matched filtering approaches are not, therefore, applicable and instead we rely on cross-correlation of data streams from different pulsars. The SNR statistic we shall adopt in this case

is described in Ref. [26]. This is the linear combination of cross-correlations between different pulsars that maximizes the SNR, defined as the ratio of the expectation value of the statistic in the presence of a signal to the rms value in the absence of a signal. The SNR for this optimal statistic is

$$\Sigma^2 = 8 \sum_{i>j}^{N_p} \sum_j^{N_p} T_{\text{obs}} \int df \frac{\Gamma_{ij}^2 S_h^2(f)}{S_n^2(f)}. \quad (66)$$

For an isotropic background, the overlap reduction function Γ_{ij} is entirely determined by the angular separation of the pulsars [89]. Assuming that the pulsars in the PTA are randomly placed on the sky, Γ_{ij} can be approximated as the rms value over the sky, i.e.,

$$\Gamma_{ij} = \chi = \left(4\sqrt{3} \right)^{-1}, \quad (67)$$

$$\sum_{i>j}^{N_p} \sum_j^{N_p} \Gamma_{ij} \approx \frac{N_p (N_p - 1) \chi}{2}. \quad (68)$$

Eq. (66) thus takes the form

$$\Sigma^2 = \frac{N_p (N_p - 1) T_{\text{obs}}}{12} \int df \frac{S_h^2(f)}{S_n^2(f)}. \quad (69)$$

Additionally,

$$S_h(f) = \frac{3H_0^2 \Omega(f)_{\text{gw}}}{2\pi^2 f^3} \quad \text{and} \quad S_n(f) = 24\pi^2 \Delta t \sigma_{\text{rms}}^2 f^2. \quad (70)$$

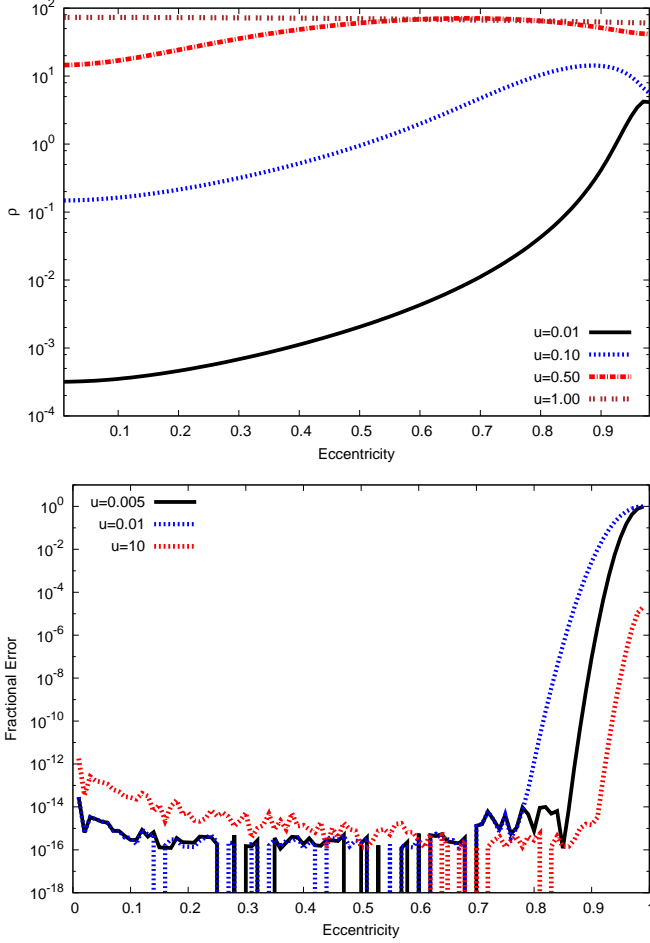


FIG. 5. Expected signal-to-noise ratio ρ for sources that may be detected in the frequency band of PTAs assuming $N_p = 10$, $d = 100$ Mpc, $z = 0.022$, $\sigma_{\text{rms}} = 100$ ns, $\Delta t = 0.05$ yr and $M = 10^9 M_\odot$ (see Eq. (65)). The top panel shows the enhancement in ρ at low frequencies ($u \ll 1$), and the corresponding attenuation at higher frequencies. We also compare the performance of the expressions given in Eqs. (56) and (60) with the actual numerical evaluation of Eq. (65).

1. SNR calculations for binaries with fixed eccentricity

The SNR for a population of binaries with fixed orbital eccentricity can be derived using Eqs. (21), (30) and (69):

$$\Sigma^2 = \frac{N_0^2 \mathcal{M}^{10/3}}{3888 \pi^{14/3}} \frac{N_p (N_p - 1) T_{\text{obs}} B^2(e_0)}{(\Delta t \sigma_{\text{rms}}^2)^2} \int_{\hat{f}_0}^{\infty} \frac{df}{f^{26/3}}. \quad (71)$$

Using the coordinate transformation $v = f/\hat{f}_0$, with $\hat{f}_0 = T_{\text{obs}}^{-1}$, we obtain:

$$\Sigma^2 = \frac{N_0^2 \mathcal{M}^{10/3}}{29808 \pi^{14/3}} \frac{N_p (N_p - 1) T_{\text{obs}}^{26/3} B^2(e_0)}{(\Delta t \sigma_{\text{rms}}^2)^2}. \quad (72)$$

We thus obtain an expression for the SNR of a stochastic GW background of identical constant eccentricities e_0 :

$$\Sigma^2 \equiv 23.49 B^2(e_0) N_p (N_p - 1) \left(\frac{\mathcal{M}}{10^8 M_\odot} \right)^{10/3} \left(\frac{T_{\text{obs}}}{10 \text{ yr}} \right)^{26/3} \left(\frac{N_0}{10^{-3} \text{ Mpc}^{-3}} \right)^2 \left(\frac{100 \text{ ns}}{\sigma_{\text{rms}}} \right)^4 \left(\frac{0.05 \text{ yr}}{\Delta t} \right)^2. \quad (73)$$

In Figure 7 we show the expected SNR from a stochastic GW background generated by sources with fixed total mass M . These results have been generated using the fiducial values quoted in parentheses in Eq. (73), and assuming a network of $N_p = 10$ pulsars. Figure 7 shows that eccentricity tends to reduce the expected SNR from a population of compact binary sources. This effect is marginal for binaries with low to moderate values of eccentricity, i.e., for $e_0 \in [0, 0.6]$. However, the expected SNR of a stochastic GW background gener-

ated by a population of highly eccentric binaries satisfies $\Sigma(e_0 = 0) \gtrsim 10 \Sigma(e_0 \sim 0.9)$. This is a natural consequence of the effect of the attenuation factor $B(e_0)$ on the strain of a stochastic GW background (see Figure 2). In the following Section we extend this analysis to consider populations in which the orbital eccentricity of the binaries evolves.

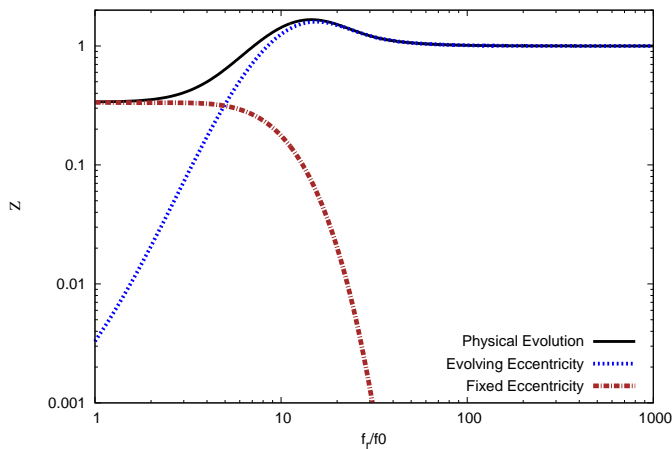


FIG. 6. We show the construction of a function that captures the harmonic content from fixed eccentricity sources with $f_{\text{orb}} \lesssim f_0$, and that incorporates the contribution from evolving eccentricity sources with $f_{\text{orb}} \gtrsim f_0$. The plot shows the case for $e_0 = 0.7$. Notice that the ‘Physical Evolution’ function Z given by Eq. (74) reproduces the expected physical behavior in the appropriate limits.

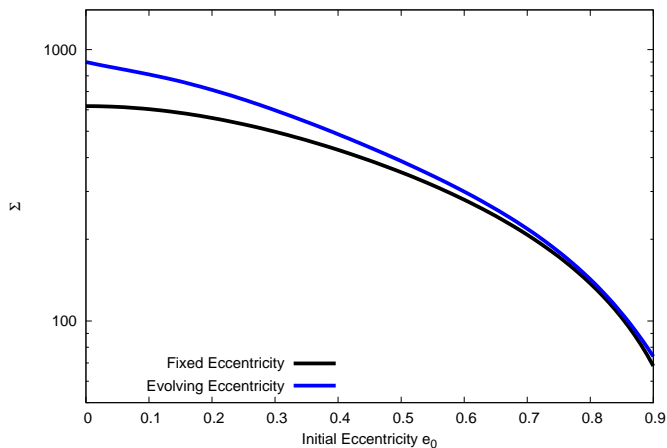


FIG. 7. Expected signal-to-noise ratio Σ for a stochastic gravitational wave background generated by sources with total mass $M = 10^9 M_\odot$ and whose eccentricity is either fixed or evolving, as indicated in the Figure. We have used the fiducial values quoted in the parentheses of Eq. (73), and assumed $N_p = 10$. Note the substantial suppression in signal-to-noise ratio due to the effect of eccentricity. As in the case of single resolvable sources, eccentricity noticeably suppresses the detectability when $e_0 \gtrsim 0.6$.

2. SNR calculations for binaries with evolving eccentricity

A more realistic astrophysical scenario is one in which the eccentricity of binaries that generate the stochastic GW background is allowed to evolve. In this case, we again use Eqs. (69) and (70), but we now use Eq. (21) along with the function $S(f, f_0, e_0, z)$ in Eq. (36) to take

into account the frequency evolution of the eccentricity. Since the function $S(f, f_0, e_0, z)$ was derived using Eq. (20), we identify f_0 as the orbital frequency at which the ensemble of binaries have a fiducial orbital eccentricity $e_0 = e(f_{\text{orb}} = f_0)$, where $f_0 = T_{\text{obs}}^{-1}$.

We can compute the SNR for the evolving eccentricity case assuming that the GW background signal has no contribution from sources for frequencies $f_{\text{orb}} \lesssim f_0$. In this framework, the signal is substantially suppressed, as shown in Fig. 3. However, if we wanted to make a meaningful SNR comparison between sources with fixed and evolving eccentricity, we need to modify this framework. One physically reasonable approach is to assume that sources with $f_{\text{orb}} \lesssim f_0$ evolve in frequency at the appropriate rate for gravitational emission, but with constant eccentricity, whereas sources with $f_{\text{orb}} \gtrsim f_0$ evolve following the behavior given by the function $S(f, f_0, e_0, z)$ in Eq. (36). Therefore, the attenuation function for this scenario is given by:

$$Z(f, f_0, e_0, z) = \sum_{n=1}^{f_r/f_0} \frac{1}{f(e(f_{\text{orb}}; e_0))} \frac{g(n, e(f_{\text{orb}}; e_0))}{(n/2)^{2/3}} + \sum_{n=f_r/f_0+1}^{\infty} \frac{1}{f(e_0)} \frac{g(n, e_0)}{(n/2)^{2/3}}. \quad (74)$$

We show the form of this modified prescription in Fig. (6) assuming a population of sources with eccentricity $e_0 = e(f_{\text{orb}} = f_0) = 0.7$.

Using this approach, Fig. (7) shows that the expected SNR from sources with evolving eccentricity is less attenuated than their fixed eccentricity counterparts, which is a natural consequence of the way in which we constructed the $Z(f, f_0, e_0, z)$ function, and is the expected physical behavior; since we have found that higher eccentricities are more attenuated, the evolving eccentricity case, which evolves to lower eccentricities due to gravitational-wave emission, should therefore be less attenuated than its fixed eccentricity counterpart. Furthermore, evolving eccentricity sources with low eccentricities tend to have larger SNR values because $Z(f, f_0, e_0, z) \gtrsim 1$ for frequencies $f_r/f_0 \lesssim 10$, and most of the SNR is accumulated at lower frequencies due to the strong suppression factor $f^{-26/3}$ in Eq. (71). Similarly, since highly eccentric systems tend to circularize for larger f_r/f_0 values, the net enhancement in SNR of evolving over fixed eccentricity sources is less pronounced.

This analysis shows that eccentricity introduces substantial qualitative and quantitative changes in the properties of the GWs emitted that, in the context of current data analysis algorithms, will make their detection more challenging. Developing alternative techniques for the detection and characterization of these signals goes beyond mere curiosity. Since the orbits of SMBH binaries may only shrink to small enough separations for GW domination due to interaction with their environments,

and these interactions may drive the binaries to large eccentricity, it is quite plausible that eccentricity will play a fundamental role in the dynamical evolution of supermassive black-hole binaries within the sensitivity band of PTAs. This article is a first step to addressing some of these outstanding challenges in the detection of eccentric supermassive binaries.

V. CONCLUSIONS

Eccentric binary systems may play a more relevant role in the dynamics of compact binary systems than previously thought [38, 90, 91]. In light of studies which suggest that supermassive black-hole binaries may have nonnegligible eccentricity while emitting in the sensitive frequency band of PTAs, we have provided a solid foundation to study the properties of eccentric binary systems.

In this article we have extended the analysis of Phinney [42] to eccentric binary sources, and have derived several new analytical approximations that expand upon the results of Peters and Mathews [1] to fully assess the impact of including eccentricity on the detection and characterization of eccentric binary systems in the context of single resolvable sources and a stochastic gravitational wave background. Since we encode the contribution of all harmonics in which eccentric binaries radiate analytically, our calculations do not suffer from the limitations of numerical summation, particularly for very large eccentricities where harmonics at hundreds or thousands of times the orbital frequency may significantly contribute to the signal.

We have provided ready to use expressions to compute the SNR for eccentric single resolvable sources and a stochastic GW background generated by a population of eccentric binaries. Our results conclusively show that eccentricity will have a positive impact on the detection of single resolvable sources emitting primarily at gravitational-wave frequencies $f < 2T_{\text{obs}}^{-1}$. On the other hand, single resolvable sources whose fundamental $n = 1$ harmonic is located at a frequency $f = f_{\text{orb}} \geq 2T_{\text{obs}}^{-1}$, or a stochastic, isotropic GW background generated by binaries with low to moderate values of eccentricity ($e_0 \in [0, 0.6]$) may still be recovered with SNRs comparable to their quasi-circular counterparts. The SNRs of highly eccentric binaries, however, will be substantially suppressed, thus requiring the development of alternative search techniques to detect and characterize these signals.

In forthcoming work, we will apply the tools developed here to devise a new, efficient and accurate framework to explore the ability of PTAs to extract the signatures of eccentric binary systems and reconstruct the intrinsic parameters of single resolvable sources and the astrophysical distribution of parameters for stochastic signals.

ACKNOWLEDGMENTS

JG's work is supported by the Royal Society. This research was in part supported by ST's appointment to the NASA Postdoctoral Program at the Jet Propulsion Laboratory, administered by Oak Ridge Associated Universities through a contract with NASA. We thank Joe Romano for kindly sharing with us his personal notes on the targeted sensitivity of PTAs, which formed the basis of Ref. [81], and Chris Moore for verifying that the dimensionless effective noise amplitude for continuous wave sources scales as $h_N \sim f^{-2}$ for $f \lesssim 2T_{\text{obs}}^{-1}$.

Appendix A: Sums of Bessel functions that are relevant for the study of eccentric binary systems

In this Appendix we show how to evaluate the sum over all harmonics n for the cases described in the main text of the article. The solutions presented in this Appendix are based on Bessel's solution of the Kepler equation, $M = e - e \sin E(M, e)$ [92]:

$$E(M, e) = M + 2 \sum_{n=1}^{\infty} \frac{\sin(nM)}{n} J_n(ne). \quad (\text{A1})$$

Using the previous relation, we have found the following results:

$$\begin{aligned} \sum_{n=1}^{\infty} n^8 J_n^2(ne) &= \frac{e^2}{4(1-e^2)^{25/2}} \left[1 + \frac{973}{4}e^2 \right. \\ &+ \frac{40065}{8}e^4 + \frac{1515705}{64}e^6 + \frac{4317789}{128}e^8 + \frac{7679931}{512}e^{10} \\ &\left. + \frac{1779939}{1024}e^{12} + \frac{385875}{16384}e^{14} \right], \end{aligned} \quad (\text{A2})$$

$$\begin{aligned} \sum_{n=1}^{\infty} n^8 J_n'^2(ne) &= \frac{1}{4(1-e^2)^{23/2}} \left[1 + \frac{975}{4}e^2 \right. \\ &+ \frac{40701}{8}e^4 + \frac{1585023}{64}e^6 + \frac{4716117}{128}e^8 + \frac{8832369}{512}e^{10} \\ &\left. + \frac{2163231}{1024}e^{12} + \frac{496125}{16384}e^{14} \right], \end{aligned} \quad (\text{A3})$$

$$\begin{aligned} \sum_{n=1}^{\infty} n^7 J_n(ne) J_n'(ne) &= \frac{e}{4(1-e^2)^{21/2}} \left[1 + 117e^2 \right. \\ &+ \frac{10809}{4}e^4 + \frac{14091}{4}e^6 + \frac{317205}{128}e^8 + \frac{53235}{128}e^{10} \\ &\left. + \frac{7875}{1024}e^{12} \right], \end{aligned} \quad (\text{A4})$$

$$\begin{aligned} \sum_{n=1}^{\infty} n^6 J_n^2(ne) &= \frac{e^2}{4(1-e^2)^{19/2}} \left[1 + \frac{217}{4}e^2 \right. \\ &+ \frac{1259}{4}e^4 + \frac{11815}{32}e^6 + \frac{11455}{128}e^8 + \frac{1125}{512}e^{10} \left. \right], \end{aligned} \quad (\text{A5})$$

$$\begin{aligned} \sum_{n=1}^{\infty} n^6 J_n'^2(ne) &= \frac{1}{4(1-e^2)^{17/2}} \left[1 + \frac{219}{4}e^2 \right. \\ &+ \frac{1327}{4}e^4 + \frac{13585}{32}e^6 + \frac{14535}{128}e^8 + \frac{1575}{512}e^{10} \left. \right], \end{aligned} \quad (\text{A6})$$

$$\begin{aligned} \sum_{n=1}^{\infty} n^5 J_n(ne) J_n'(ne) &= \frac{e}{4(1-e^2)^{15/2}} \left[1 + 24e^2 \right. \\ &+ \frac{255}{4}e^4 + \frac{55}{2}e^6 + \frac{135}{128}e^8 \left. \right], \end{aligned} \quad (\text{A7})$$

$$\sum_{n=1}^{\infty} J_n^2(ne) = -\frac{1}{2} + \frac{1}{2(1-e^2)^{1/2}}, \quad (\text{A8})$$

$$\sum_{n=1}^{\infty} n J_n(ne) J_n'(ne) = \frac{e}{4(1-e^2)^{3/2}}, \quad (\text{A9})$$

$$\sum_{n=1}^{\infty} \left(\frac{J_n(ne)}{n} \right)^2 = \frac{e^2}{4}, \quad (\text{A10})$$

$$\sum_{n=1}^{\infty} \frac{J_n(ne) J_n'(ne)}{n} = \frac{e}{4}, \quad (\text{A11})$$

$$\sum_{n=1}^{\infty} \left(\frac{J_n'(ne)}{n} \right)^2 = \frac{1}{4} - \frac{1}{8}e^2. \quad (\text{A12})$$

Using these results and those quoted in the Appendix of PM [1], we obtain

$$\begin{aligned} L(e) &= \sum_{n=1}^{\infty} n^4 g(n, e) = \frac{16}{(1-e^2)^{19/2}} \left[1 + \frac{16579}{384}e^2 \right. \\ &+ \frac{459595}{1536}e^4 + \frac{847853}{1536}e^6 + \frac{3672745}{12288}e^8 + \frac{1997845}{49152}e^{10} \\ &\left. + \frac{41325}{65536}e^{12} \right], \end{aligned} \quad (\text{A13})$$

$$\begin{aligned} G(e) &= \sum_{n=1}^{\infty} n^2 g(n, e) = \frac{4}{(1-e^2)^{13/2}} \left[1 + \frac{85}{6}e^2 \right. \\ &+ \frac{5171}{192}e^4 + \frac{1751}{192}e^6 + \frac{297}{1024}e^8 \left. \right], \end{aligned} \quad (\text{A14})$$

$$F(e) = \sum_{n=1}^{\infty} g(n, e) = \frac{1 + \frac{73}{24}e^2 + \frac{37}{96}e^4}{(1-e^2)^{7/2}}, \quad (\text{A15})$$

$$H(e) = \sum_{n=1}^{\infty} \frac{g(n, e)}{n^2} = \frac{4 - \sqrt{1-e^2}}{12\sqrt{1-e^2}}, \quad (\text{A16})$$

$$Y(e) = \sum_{n=1}^{\infty} \frac{g(n, e)}{n^4} = \frac{1}{16} - \frac{e^2}{48}. \quad (\text{A17})$$

Eq. (A16) was used to derive Eqs. (9)-(11). Eq. (A15) was used in Eq. (4). The remaining expressions, (A14) and (A17), were used to determine Eqs. (29), (55) and (59).

Appendix B: Convergence of infinite sums

We now estimate how many terms n are needed for convergence of sums of the type:

$$N(n_{\max}) = \sum_{n=1}^{n_{\max}} n^p g(n, e). \quad (\text{B1})$$

We do this by computing the fractional error in the numerical value of the sum N by including up to n_{\max} harmonics, and then comparing this value with the exact

analytical result and the numerical fit. We consider first the well known sum given by Eq. (A15). We have found that including up to 100 harmonics is sufficient to reproduce the exact analytical result for eccentricities $e \lesssim 0.7$. However, for eccentricities up to $e = 0.9$ we need to include up to $n = 400$ harmonics; $n = 800$ for eccentricities up to $e = 0.94$ and $n = 1200$ for eccentricities as high as $e = 0.96$.

Another important sum is given by Eq. (A17). Figure 8 shows that this sum is highly convergent $n_{\max} = 100$ harmonics is sufficient to ensure that the fractional error $\lesssim 0.1\%$ in the entire domain $e \in [0.0, 0.98]$. With $n_{\max} = 500$ harmonics, the fractional error $\lesssim 0.001\%$ in the entire domain $e \in [0.0, 0.98]$.

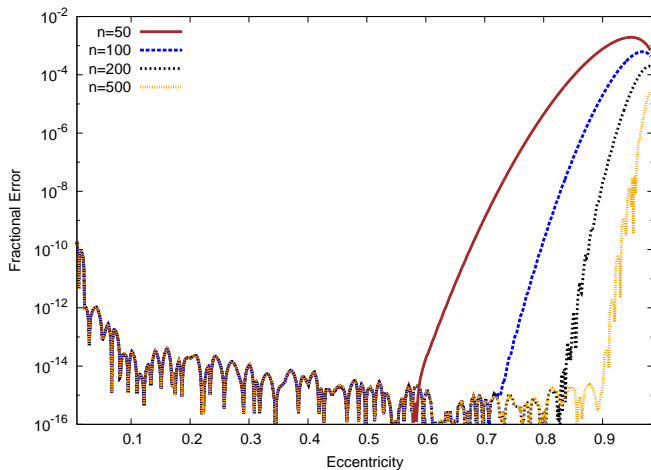


FIG. 8. Fractional error in Eq. (B1) for $p = -4$. The choice $n_{\max} = 100$ is sufficient to ensure that the fractional error $\lesssim 0.1\%$ in the entire domain $e \in [0.0, 0.95]$.

Appendix C: Attenuation factor $B(e)$

We could not find an analytical solution for the fundamental sum given in Eq. (29). Instead, we constructed a numerical fit that robustly reproduces the sum given by Eq. (B1) with $p = -2/3$ and $n_{\max} = 1500$ with a fractional error $\lesssim 0.01\%$ in the entire domain $e \in [0.0, 0.95]$. This is shown in Figure 9.

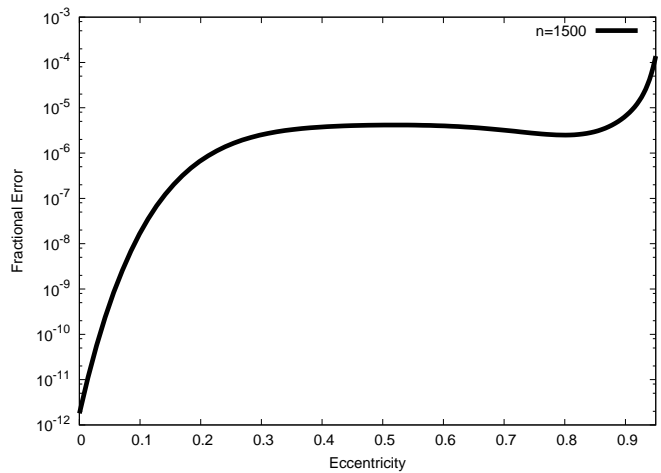


FIG. 9. The numerical fit given by Eq. (29) reproduces Eq. (B1) with $p = -2/3$ and $n_{\max} = 1500$ with a fractional error $\lesssim 0.01\%$ in the entire domain $e \in [0.0, 0.95]$.

-
- [1] P. C. Peters and J. Mathews, *Phys. Rev. D* **131**, 435 (1963).
- [2] M. C. Begelman, R. D. Blandford, and M. J. Rees, *Nature (London)* **287**, 307 (1980).
- [3] J. Kormendy and D. Richstone, *ARA&A* **33**, 581 (1995).
- [4] L. Ferrarese and H. Ford, *Space Sci. Rev.* **116**, 523 (2005), astro-ph/0411247.
- [5] S. D. M. White and M. J. Rees, *MNRAS* **183**, 341 (1978).
- [6] G. Kauffmann and M. Haehnelt, *MNRAS* **311**, 576 (2000), astro-ph/9906493.
- [7] A. Escala, R. B. Larson, P. S. Coppi, and D. Mardones, *Astrophys. J.* **607**, 765 (2004), astro-ph/0310851.
- [8] C. Roedig, M. Dotti, A. Sesana, J. Cuadra, and M. Colpi, *MNRAS* **415**, 3033 (2011), arXiv:1104.3868 [astro-ph.CO].
- [9] J. Frank and M. J. Rees, *MNRAS* **176**, 633 (1976).
- [10] G. D. Quinlan, *New Astronomy* **1**, 35 (1996), astro-ph/9601092.
- [11] Q. Yu, *MNRAS* **331**, 935 (2002), astro-ph/0109530.
- [12] P. C. Peters, *Phys. Rev.* **136**, B1224 (1964).
- [13] K. S. Thorne, in *Three hundred years of gravitation*, edited by S. Hawking and W. Israel (Cambridge University Press, 1987) pp. 330–458.
- [14] K. S. Thorne, *Reviews of Modern Physics* **52**, 299 (1980).
- [15] K. S. Thorne and S. J. Kovacs, *Astrophys. J.* **200**, 245 (1975).
- [16] F. Pretorius, *Physical Review Letters* **95**, 121101 (2005), arXiv:gr-qc/0507014.
- [17] A. Sesana, F. Haardt, and P. Madau, *Astrophys. J.* **651**, 392 (2006), astro-ph/0604299.
- [18] I. Berentzen, M. Preto, P. Berczik, D. Merritt, and R. Spurzem, *Astrophys. J.* **695**, 455 (2009), arXiv:0812.2756.
- [19] F. M. Khan, M. Preto, P. Berczik, I. Berentzen, A. Just, and R. Spurzem, *Astrophys. J.* **749**, 147 (2012), arXiv:1202.2124 [astro-ph.CO].
- [20] X.-J. Zhu, G. Hobbs, L. Wen, W. A. Coles, *et al.*, *MNRAS* **444**, 3709 (2014), arXiv:1408.5129.
- [21] Z. Arzoumanian, A. Brazier, S. Burke-Spolaor, *et al.*, *Astrophys. J.* **794**, 141 (2014), arXiv:1404.1267.
- [22] M. A. McLaughlin, *Classical and Quantum Gravity* **30**, 224008 (2013), arXiv:1310.0758 [astro-ph.IM].
- [23] G. Hobbs, *Classical and Quantum Gravity* **30**, 224007 (2013), arXiv:1307.2629 [astro-ph.IM].
- [24] M. Kramer and D. J. Champion, *Classical and Quantum Gravity* **30**, 224009 (2013).
- [25] R. N. Manchester and IPTA, *Classical and Quantum Gravity* **30**, 224010 (2013), arXiv:1309.7392 [astro-ph.IM].
- [26] C. J. Moore, S. R. Taylor, and J. R. Gair, *ArXiv e-prints* (2014), arXiv:1406.5199 [astro-ph.IM].
- [27] T. J. W. Lazio, *Classical and Quantum Gravity* **30**, 224011 (2013), arXiv:1309.7392 [astro-ph.IM].
- [28] D. R. B. Yardley, G. B. Hobbs, F. A. Jenet, J. P. W. Verbiest, Z. L. Wen, R. N. Manchester, *et al.*, *MNRAS* **407**, 669 (2010), arXiv:1005.1667 [astro-ph.GA].
- [29] G. Hobbs, A. Archibald, Z. Arzoumanian, D. Backer, *et al.*, *Classical and Quantum Gravity* **27**, 084013 (2010), arXiv:0911.5206 [astro-ph.SR].
- [30] X. Siemens, J. Ellis, F. Jenet, and J. D. Romano, *Classical and Quantum Gravity* **30**, 224015 (2013), arXiv:1305.3196 [astro-ph.IM].
- [31] R. van Haasteren, Y. Levin, G. H. Janssen, K. Lazaridis, M. Kramer, B. W. Stappers, G. Desvignes, *et al.*, *MNRAS* **414**, 3117 (2011), arXiv:1103.0576 [astro-ph.CO].
- [32] R. van Haasteren, Y. Levin, P. McDonald, and T. Lu, *MNRAS* **395**, 1005 (2009), arXiv:0809.0791.
- [33] M. Anholm, S. Ballmer, J. D. E. Creighton, L. R. Price, and X. Siemens, *Phys. Rev. D* **79**, 084030 (2009), arXiv:0809.0701 [gr-qc].
- [34] B. Kocsis and A. Sesana, *MNRAS* **411**, 1467 (2011), arXiv:1002.0584 [astro-ph.CO].
- [35] A. Sesana, A. Vecchio, and C. N. Colacino, *MNRAS* **390**, 192 (2008), arXiv:0804.4476.
- [36] A. Sesana and A. Vecchio, *Classical and Quantum Gravity* **27**, 084016 (2010), arXiv:1001.3161 [astro-ph.CO].
- [37] A. Sesana, A. Vecchio, and M. Volonteri, *MNRAS* **394**, 2255 (2009), arXiv:0809.3412.
- [38] L. Lehner and F. Pretorius, *ArXiv e-prints* (2014), arXiv:1405.4840 [astro-ph.HE].
- [39] L. Mayer, *Classical and Quantum Gravity* **30**, 244008 (2013), arXiv:1308.0431 [astro-ph.CO].
- [40] J. R. Gair, M. Vallisneri, S. L. Larson, and J. G. Baker, *Living Reviews in Relativity* **16**, 7 (2013), arXiv:1212.5575 [gr-qc].
- [41] P. Amaro-Seoane, S. Aoudia, S. Babak, *et al.*, *Classical and Quantum Gravity* **29**, 124016 (2012), arXiv:1202.0839 [gr-qc].
- [42] E. S. Phinney, *ArXiv Astrophysics e-prints* (2001), astro-ph/0108028.
- [43] S. T. McWilliams, J. P. Ostriker, and F. Pretorius, *Astrophys. J.* **789**, 156 (2014).
- [44] L. S. Finn and K. S. Thorne, *Phys. Rev. D* **62**, 124021 (2000), arXiv:gr-qc/0007074.
- [45] M. Enoki and M. Nagashima, *Progress of Theoretical Physics* **117**, 241 (2007), astro-ph/0609377.
- [46] J. McConnell and C.-P. Ma, *Astrophys. J.* **764**, 184 (2013), arXiv:1211.2816 [astro-ph.CO].
- [47] E. Komatsu, K. M. Smith, J. Dunkley, *et al.*, *ApJS* **192**, 18 (2011), arXiv:1001.4538 [astro-ph.CO].
- [48] A. Sesana, *MNRAS* **433**, L1 (2013), arXiv:1211.5375 [astro-ph.CO].
- [49] Y.-T. Lin, J. P. Ostriker, and C. J. Miller, *Astrophys. J.* **715**, 1486 (2010), arXiv:0904.3098 [astro-ph.CO].
- [50] B. D. Farris, P. Duffell, A. I. MacFadyen, and Z. Haiman, *ArXiv e-prints* (2014), arXiv:1409.5124 [astro-ph.HE].
- [51] B. D. Farris, P. Duffell, A. I. MacFadyen, and Z. Haiman, *Astrophys. J.* **783**, 134 (2014), arXiv:1310.0492 [astro-ph.HE].
- [52] T. L. Tanaka and Z. Haiman, *Classical and Quantum Gravity* **30**, 224012 (2013), arXiv:1309.2302 [astro-ph.CO].
- [53] B. McKernan, K. E. S. Ford, B. Kocsis, and Z. Haiman, *MNRAS* **432**, 1468 (2013), arXiv:1303.7206 [astro-ph.HE].

- [54] B. Kocsis, Z. Haiman, and A. Loeb, *MNRAS* **427**, 2680 (2012), arXiv:1205.5268 [astro-ph.HE].
- [55] T. Tanaka, K. Menou, and Z. Haiman, *MNRAS* **420**, 705 (2012), arXiv:1107.2937 [astro-ph.CO].
- [56] Z. Lippai, Z. Frei, and Z. Haiman, *Astrophys. J.* **701**, 360 (2009).
- [57] Z. Haiman, B. Kocsis, and K. Menou, *Astrophys. J.* **700**, 1952 (2009), arXiv:0904.1383 [astro-ph.CO].
- [58] R. Roškar, L. Mayer, D. Fiacconi, S. Kazantzidis, T. R. Quinn, and J. Wadsley, ArXiv e-prints (2014), arXiv:1406.4505.
- [59] S. Van Wassenhove, P. R. Capelo, M. Volonteri, M. Dotti, J. M. Bellovary, L. Mayer, and F. Governato, *MNRAS* **439**, 474 (2014), arXiv:1310.7581 [astro-ph.CO].
- [60] S. Bonoli, L. Mayer, and S. Callegari, *MNRAS* **437**, 1576 (2014), arXiv:1211.3752 [astro-ph.CO].
- [61] D. Fiacconi, L. Mayer, R. Roškar, and M. Colpi, *Astrophys. J. Lett* **777**, L14 (2013), arXiv:1307.0822 [astro-ph.CO].
- [62] D. Chapon, L. Mayer, and R. Teyssier, *MNRAS* **429**, 3114 (2013), arXiv:1110.6086 [astro-ph.GA].
- [63] F. M. Khan, I. Berentzen, P. Berczik, A. Just, L. Mayer, K. Nitadori, and S. Callegari, *Astrophys. J.* **756**, 30 (2012), arXiv:1203.1623 [astro-ph.CO].
- [64] P. Schechter, *Astrophys. J.* **203**, 297 (1976).
- [65] P. G. van Dokkum, K. E. Whitaker, G. Brammer, M. Franx, M. Kriek, I. Labbé, D. Marchesini, R. Quadri, R. Bezanson, G. D. Illingworth, A. Muzzin, G. Rudnick, T. Tal, and D. Wake, *Astrophys. J.* **709**, 1018 (2010), arXiv:0912.0514.
- [66] S. Cole, P. Norberg, C. M. Baugh, C. S. Frenk, *et al.*, *MNRAS* **326**, 255 (2001), astro-ph/0012429.
- [67] Planck Collaboration, P. A. R. Ade, N. Aghanim, C. Armitage-Caplan, M. Arnaud, M. Ashdown, F. Atrio-Barandela, J. Aumont, C. Baccigalupi, A. J. Banday, and *et al.*, *A&A* **571**, A16 (2014), arXiv:1303.5076 [astro-ph.CO].
- [68] N. Yunes, K. G. Arun, E. Berti, and C. M. Will, *Phys. Rev. D* **80**, 084001 (2009), arXiv:0906.0313 [gr-qc].
- [69] M. Rajagopal and R. W. Romani, *Astrophys. J.* **446**, 543 (1995), astro-ph/9412038.
- [70] A. H. Jaffe and D. C. Backer, *Astrophys. J.* **583**, 616 (2003), astro-ph/0210148.
- [71] A. Sesana, A. Vecchio, and M. Volonteri, *MNRAS* **394**, 2255 (2009), arXiv:0809.3412.
- [72] F. A. Jenet, G. B. Hobbs, K. J. Lee, and R. N. Manchester, *Astrophys. J. Lett* **625**, L123 (2005), astro-ph/0504458.
- [73] F. A. Jenet, G. B. Hobbs, W. van Straten, R. N. Manchester, M. Bailes, J. P. W. Verbiest, R. T. Edwards, A. W. Hotan, J. M. Sarkissian, and S. M. Ord, *Astrophys. J.* **653**, 1571 (2006), astro-ph/0609013.
- [74] F. A. Jenet, A. Lommen, S. L. Larson, and L. Wen, *Astrophys. J.* **606**, 799 (2004), astro-ph/0310276.
- [75] A. Sesana and A. Vecchio, *Phys. Rev. D* **81**, 104008 (2010), arXiv:1003.0677 [astro-ph.CO].
- [76] V. Corbin and N. J. Cornish, ArXiv e-prints (2010), arXiv:1008.1782 [astro-ph.HE].
- [77] K. J. Lee, N. Wex, M. Kramer, B. W. Stappers, C. G. Bassa, G. H. Janssen, R. Karuppusamy, and R. Smits, *MNRAS* **414**, 3251 (2011), arXiv:1103.0115 [astro-ph.HE].
- [78] C. M. F. Mingarelli, T. Sidery, I. Mandel, and A. Vecchio, *Phys. Rev. D* **88**, 062005 (2013), arXiv:1306.5394 [astro-ph.HE].
- [79] S. R. Taylor and J. R. Gair, *Phys. Rev. D* **88**, 084001 (2013), arXiv:1306.5395 [gr-qc].
- [80] J. Gair, J. D. Romano, S. Taylor, and C. M. F. Mingarelli, *Phys. Rev. D* **90**, 082001 (2014), arXiv:1406.4664 [gr-qc].
- [81] E. Thrane and J. D. Romano, *Phys. Rev. D* **88**, 124032 (2013), arXiv:1310.5300 [astro-ph.IM].
- [82] S. Babak and A. Sesana, *Phys. Rev. D* **85**, 044034 (2012), arXiv:1112.1075 [astro-ph.CO].
- [83] A. Petiteau, S. Babak, A. Sesana, and M. de Araújo, *Phys. Rev. D* **87**, 064036 (2013), arXiv:1210.2396 [astro-ph.CO].
- [84] L. Boyle and U.-L. Pen, *Phys. Rev. D* **86**, 124028 (2012), arXiv:1010.4337 [astro-ph.HE].
- [85] P. Demorest, J. Lazio, A. Lommen, A. Archibald, *et al.*, in *astro2010: The Astronomy and Astrophysics Decadal Survey*, ArXiv Astrophysics e-prints, Vol. 2010 (2009) p. 64, arXiv:0902.2968.
- [86] R. Smits, D. R. Lorimer, M. Kramer, R. Manchester, B. Stappers, C. J. Jin, R. D. Nan, and D. Li, *A&A* **505**, 919 (2009), arXiv:0908.1689 [astro-ph.IM].
- [87] J. Lazio, in *Panoramic Radio Astronomy: Wide-field 1-2 GHz Research on Galaxy Evolution* (2009) p. 58, arXiv:0910.0632 [astro-ph.IM].
- [88] P. Amaro-Seoane, A. Sesana, L. Hoffman, M. Benacquista, C. Eichhorn, J. Makino, and R. Spurzem, *MNRAS* **402**, 2308 (2010), arXiv:0910.1587 [astro-ph.CO].
- [89] R. W. Hellings and G. S. Downs, *Astrophys. J. Lett* **265**, L39 (1983).
- [90] E. A. Huerta, P. Kumar, S. T. McWilliams, R. O’Shaughnessy, and N. Yunes, *Phys. Rev. D* **90**, 084016 (2014), arXiv:1408.3406 [gr-qc].
- [91] E. A. Huerta and D. A. Brown, *Phys. Rev. D* **87**, 127501 (2013), arXiv:1301.1895 [gr-qc].
- [92] F. W. Bessel, *Briefwechsel zwischen W. Olbers und F. W. Bessel, A. Erman (ed.), Avenarius and Mendelssohn, Volume 2, pp. 84-90, Leipzig, April, 1852*, Vol. 2 (1852) pp. 84–90.