

Some Inversion Formulas for the Cone Transform

Fatma Terzioglu*

Abstract

Compton camera imaging arises in medical diagnostics, astronomy, and lately in homeland security applications. It naturally leads to a variety of Radon type transforms where integration is done over a family of conical surfaces. In this paper, we obtain integral relations between cone and Radon transforms in \mathbb{R}^n and give filtered back-projection type inversion formulas for the over-determined cone transform.

1 Introduction

Conventional gamma cameras used in medical SPECT(Single Photon Emission Tomography) imaging determine the direction of an incoming γ -photon by "collimating" the detector (see Fig. 1(left)). This considerably decreases the efficiency, because only a small portion of the incoming γ -rays passes through the collimator [2]. Thus, the acquired signal is weak and statistically noisy. The situation is similar, if not worse, in astronomy and homeland security applications [13].

On the other hand, Compton cameras utilize Compton scattering (see Fig. 1(right)) and use electronic rather than mechanical collimation to provide simultaneous multiple views of the object and dramatic increase in sensitivity [22].

*Department of Mathematics, Texas A&M University, College Station, TX 77843-3368, USA, e-mail: fatma@math.tamu.edu

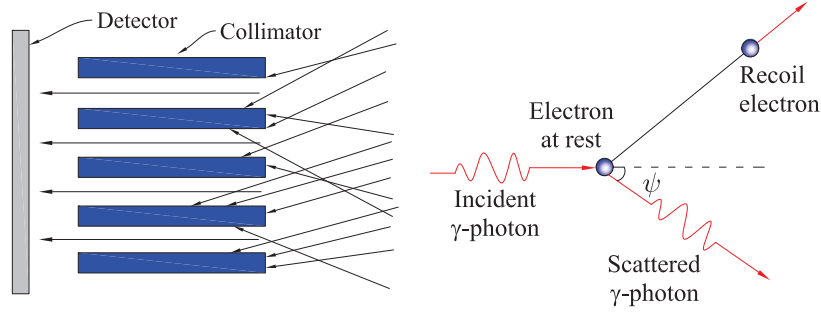


Figure 1: Left: Collimation. Right: Compton Scattering.

A Compton camera consists of two parallel detectors (see Fig. 2). When the photon hits the first detector, where its position u and energy E_1 are recorded, it undergoes Compton scattering. Then, it is absorbed in the second detector where its position v and energy E_2 are again measured. The scattering angle ψ and a unit vector β are calculated from the data as follows (see e.g. [4]):

$$\cos \psi = 1 - \frac{mc^2 E_1}{(E_1 + E_2)E_2} \quad \beta = \frac{u - v}{|u - v|}. \quad (1)$$

Here, m is the mass of the electron and c is the speed of light.

From the knowledge of the scattering angle ψ and the vector β , we conclude that the photon originated from the surface of the cone with central axis β , vertex u and opening angle ψ (see Fig. 2). Therefore, although the exact incoming direction of the detected particle is not available, one knows a surface cone of such possible directions. One can argue that the data provided by Compton camera are integrals of the distribution of the radiation sources over conical surfaces having vertex at the detector. The operator that maps source intensity distribution function $f(x)$ to its integrals over these cones is called the *cone* or *Compton transform*. The goal of Compton camera imaging is to recover source distribution from this data [1].

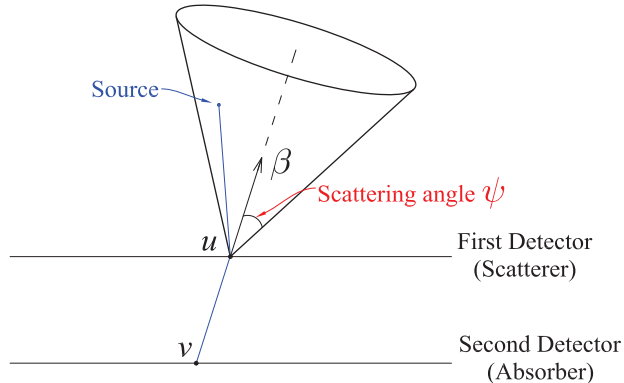


Figure 2: Schematic representation of a Compton camera.

Although, in the applications mentioned above, the vertex of the cone is assumed to be on the detector plane, it is also useful to understand analytic properties of a more general cone transform, where no restriction on the vertex location is imposed. This is the transform addressed in this text. In a forthcoming paper, we will show how the results can be applied to the Compton camera data.

The problem of inverting the cone transform is over-determined. For instance, the space of 2D cones with vertices on a linear detector array is three-dimensional, and the space of 3D cones with vertices on a detector surface is five-dimensional. Without the restriction on the vertex, the dimensions are correspondingly four and six. One thus is tempted to restrict the set of cones, in order to get a non-over-determined problem. There exist several inversion formulas of this type (e.g. [2, 3, 16, 20]). However, when the signals are weak (e.g. in homeland security applications), restricting the data can lead to essential elimination of the signal. We thus intend to use the full data set.

Probably, the first known analytical reconstruction formula in 3D was given in [3], where the authors considered cones with vertical axis only. The papers [2, 12] contain spherical harmonics expansion solutions. Another inversion formula for cone transforms on cones having fixed central axis and variable opening angle is provided in [20]. The paper [23] presents two reconstruction methods for two Compton data models. The complete set of data

was used in [14, 15]. Inversion formulas for n -dimensional cone transform over vertical cones are provided in [8, 9]. All these works only addressed the cones with the vertex on the detector. Inversion algorithms for various 2D cone transforms are given in [2, 5, 7, 11, 17].

In this paper, we derive filtered back projection type inversion formulas for the full data cone transform in \mathbb{R}^n . In Section 2, we define the cone transform and state its basic properties. In Section 3, we obtain an integral relation between the cone and Radon transforms in \mathbb{R}^n and deduce from it an inversion formula for the cone transform. In Section 4, we provide a different inversion formula derived from another integral relation between the cone and Radon transforms in \mathbb{R}^n . This also enables us to associate the cone transform with the cosine transform in Section 5, and derive filtered backprojection type inversion formulas through this relation. In that section, we also investigate the relationship of the cone transform with spherical harmonics. In Section 6, we prove some auxiliary technical results.

As we have mentioned, applications to Compton camera data will be addressed in another paper.

2 Definition and Basic Properties of the Cone Transform

A round cone in \mathbb{R}^n can be parametrized by a tuple (u, β, ψ) , where $u \in \mathbb{R}^n$ is the cone vertex, vector $\beta \in S^{n-1}$ is directed along the cone's central axis, and $\psi \in (0, \pi)$ is the opening angle of the cone (see Fig. 2). Then, a point $x \in \mathbb{R}^n$ lies on the cone iff

$$(x - u) \cdot \beta = |x - u| \cos \psi. \quad (2)$$

The n -dimensional cone transform C maps a function f into the set of its integrals over the circular cones in \mathbb{R}^n . Explicitly,

$$Cf(u, \beta, \psi) = \int_{(x-u) \cdot \beta = |x-u| \cos \psi} f(x) dx \quad (3)$$

where dx is the surface measure on the cone. Note that using δ -function, the cone transform can also be interpreted as

$$Cf(u, \beta, \psi) = \int_{\mathbb{R}^n} f(x) \delta((x - u) \cdot \beta - |x - u| \cos \psi) dx.$$

The n -dimensional vertical cone transform maps a function f into the set of its integrals over the cones having central axis parallel to the x_n -axis, and thus the vector β is equal to $e_n = (0, \dots, 0, 1) \in \mathbb{R}^n$. It can be written in terms of the spherical coordinates. Namely,

$$Cf(u, e_n, \psi) = \int_0^\infty \int_{S^{n-2}} f(u + \rho((\sin \psi)\omega, \cos \psi))(\rho \sin \psi)^{n-2} d\omega d\rho. \quad (4)$$

In two dimensions, the equation (2) describes two rays with a common vertex (see Fig. 3). A cone in two dimensions can be parametrized by a point $u \in \mathbb{R}^2$ that serves as its vertex, an opening angle $\psi \in (0, \pi)$ and a vector $\beta = \beta(\phi) = (\sin \phi, \cos \phi) \in S^1$ directed along the central axis.

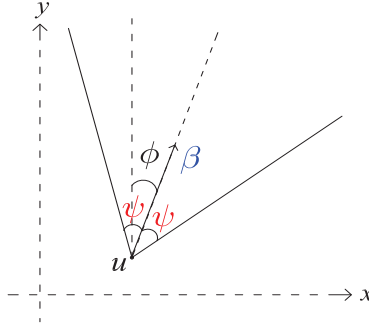


Figure 3: A Cone in 2-dimensions.

Then, the 2D cone transform of a function $f \in \mathcal{S}(\mathbb{R}^2)$ is given by

$$\begin{aligned} Cf(u, \beta, \psi) = Cf(u, \beta(\phi), \psi) &= \int_0^\infty f(u + r(\sin(\psi + \phi), \cos(\psi + \phi))) dr \\ &+ \int_0^\infty f(u + r(-\sin(\psi - \phi), \cos(\psi - \phi))) dr. \end{aligned} \quad (5)$$

As a straightforward calculation shows, analogously to the Radon transform, cone transform has an evenness property, and is shift and rotation invariant:

Lemma 1. *Let $f \in \mathcal{S}(\mathbb{R}^n)$, $u \in \mathbb{R}^n$, $\beta \in S^{n-1}$ and $\psi \in (0, \pi)$. Then,*

$$(i) \quad Cf(u, -\beta, \psi) = Cf(u, \beta, \pi - \psi). \quad (6)$$

(ii) *Let T_a be the translation operator in \mathbb{R}^n , defined as $T_af(x) = f(x + a)$ for $a \in \mathbb{R}^n$. We define*

$$T_a(Cf)(u, \beta, \psi) := Cf(u + a, \beta, \psi).$$

Then,

$$T_a C = C T_a.$$

(iii) *Let A be an $n \times n$ rotation matrix and $M_A f(x) = f(Ax)$ be the corresponding rotation operator. We define*

$$M_A(Cf)(u, \beta, \psi) := Cf(Au, A\beta, \psi).$$

Then,

$$M_A C = C M_A.$$

3 Inversion of the Cone Transform

In the following, we investigate the relation between the cone and Radon transforms and provide various analytical inversion formulas for the n -dimensional cone transform.

We first recall that the n -dimensional Radon transform R maps a function f on \mathbb{R}^n into the set of its integrals over the hyperplanes of \mathbb{R}^n . Namely, if $\omega \in S^{n-1}$ and $s \in \mathbb{R}$,

$$Rf(\omega, s) = \int_{x \cdot \omega = s} f(x) dx. \quad (7)$$

In this setting, the Radon transform of f is the integral of f over the hyperplane orthogonal to ω with signed distance s from the origin.

The Radon transform is invertible on $\mathcal{S}(\mathbb{R}^n)$, namely

$$f = \frac{1}{2} (2\pi)^{1-n} I^{-\alpha} R^\# I^{\alpha-n+1} Rf, \quad \alpha < n. \quad (8)$$

Here, $R^\#$ is the back projection operator, and I^α , $\alpha < n$, is the *Riesz potential* acting on a function $f(u)$ as

$$\widehat{(I^\alpha f)}(\xi) = |\xi|^{-\alpha} \hat{f}(\xi),$$

where \hat{f} is the Fourier transform of f . For instance, when n is odd, I^{1-n} is simply the differential operator

$$I^{1-n} = (-\Delta)^{(n-1)/2}$$

with Δ being the Laplacian (see e.g. [19]).

Theorem 2. *Let $f \in \mathcal{S}(\mathbb{R}^n)$. Then,*

(i) *For any $u \in \mathbb{R}^n$ and $\beta \in S^{n-1}$, we have*

$$\int_0^\pi C f(u, \beta, \psi) d\psi = \frac{1}{|S^{n-2}|} \int_{S^{n-1}} R f(\omega, u \cdot \omega) d\omega = \frac{1}{|S^{n-2}|} R^\# R f(u). \quad (9)$$

(ii) *Let a function $\mu : S^{n-1} \rightarrow \mathbb{R}$ be such that $\int_{S^{n-1}} \mu(\beta) d\beta = 1$. For any $f \in \mathcal{S}(\mathbb{R}^n)$,*

$$f(u) = 2^{-n} \pi^{1-n} |S^{n-2}| \int_{S^{n-1}} \int_0^\pi I^{1-n} C f(u, \beta, \psi) \mu(\beta) d\psi d\beta. \quad (10)$$

Proof. We first prove the theorem for dimensions $n \geq 3$.

$$\begin{aligned} \int_0^\pi C f(u, e_n, \psi) d\psi &= \int_0^\pi \int_0^\infty \int_{S^{n-2}} f(u + \rho((\sin \psi)\omega, \cos \psi)) (\rho \sin \psi)^{n-2} d\omega d\rho d\psi \\ &= \int_{S^{n-1}} \int_0^\infty f(u + \rho\sigma) \rho^{n-2} d\rho d\sigma = \int_{\mathbb{R}^n} f(u + x) |x|^{-1} dx = \frac{1}{|S^{n-2}|} R^\# R f(u), \end{aligned}$$

The last equality is due to [19, Theorem 1.5] (see also Corollary 21). As both R and $R^\#$ commute with rigid motions in \mathbb{R}^n , we obtain for any $\beta \in S^{n-1}$,

$$\int_0^\pi C f(u, \beta, \psi) d\psi = \frac{1}{|S^{n-2}|} R^\# R f(u).$$

Thus, for any function μ on S^{n-1} such that $\int_{S^{n-1}} \mu(\beta) d\beta = 1$, we have

$$\int_{S^{n-1}} \int_0^\pi C f(u, \beta, \psi) \mu(\beta) d\psi d\beta = \frac{1}{|S^{n-2}|} R^\# R f(u).$$

Using (8) with $\alpha = n - 1$, we get

$$f(u) = 2^{-n} \pi^{1-n} |S^{n-2}| \int_{S^{n-1}} \int_0^\pi I^{1-n} C f(u, \beta, \psi) \mu(\beta) d\psi d\beta.$$

For the 2-dimensional case, we only need to provide the proof of (9), since the rest of the proof stays the same. Assume for now that $u = 0$. By definition of the 2D cone transform, we have

$$\begin{aligned} \int_0^\pi C f(0, \beta(\phi), \psi) d\psi &= \int_0^\pi \int_0^\infty f(r \sin(\psi + \phi), r \cos(\psi + \phi)) dr d\psi \\ &\quad + \int_0^\pi \int_0^\infty f(-r \sin(\psi - \phi), r \cos(\psi - \phi)) dr d\psi. \end{aligned}$$

Changing variables, we obtain

$$\int_0^\pi f(r \sin(\psi + \phi), r \cos(\psi + \phi)) d\psi = \int_\phi^{\pi+\phi} f(r \sin \psi, r \cos \psi) d\psi,$$

and

$$\int_0^\pi f(-r \sin(\psi - \phi), r \cos(\psi - \phi)) d\psi = \int_{-\pi+\phi}^\phi f(r \sin \psi, r \cos \psi) d\psi.$$

Thus,

$$\int_0^\pi C f(0, \beta(\phi), \psi) d\psi = \int_0^\infty \int_{-\pi+\phi}^{\pi+\phi} f(r \sin \psi, r \cos \psi) d\psi dr.$$

Changing variables by letting $\theta = \frac{\pi}{2} - \psi$ and using 2π -periodicity of sine and cosine functions, we get

$$\int_{-\pi+\phi}^{\pi+\phi} f(r \sin \psi, r \cos \psi) d\psi = \int_{-\frac{\pi}{2}-\phi}^{\frac{3\pi}{2}-\phi} f(r \cos \theta, r \sin \theta) d\theta = \int_0^{2\pi} f(r \cos \theta, r \sin \theta) d\theta.$$

Therefore,

$$\int_0^\pi C f(0, \beta(\phi), \psi) d\psi = \int_0^{2\pi} \int_0^\infty f(r \cos \theta, r \sin \theta) dr d\theta = \frac{1}{2} \int_0^{2\pi} R f(\theta, 0) d\theta,$$

where the last equality follows by letting $n = 2$ and $p = 0$ in (28). Now, using the shift invariance of both cone and Radon transforms, we conclude that

$$\int_0^\pi C f(u, \beta, \psi) d\psi = \frac{1}{2} \int_{S^1} R f(\omega, u \cdot \omega) d\omega = \frac{1}{2} R^\# R f(u),$$

which is (9) with $n = 2$, so we are done. \square

Corollary 3. *For $n = 3$, the formula (13) becomes*

$$f(u) = -\frac{1}{4\pi} \int_{S^{n-1}} \int_0^\pi \Delta C f(u, \beta, \psi) \mu(\beta) d\psi d\beta,$$

where Δ acts on the variable u .

4 Another Inversion Formula

For the derivation of another inversion formula, we need the following relation between the cone and Radon transforms.

Theorem 4. *Let $f \in \mathcal{S}(\mathbb{R}^n)$. For any $u \in \mathbb{R}^n$ and $\beta \in S^{n-1}$, we have*

$$\int_0^\pi C f(u, \beta, \psi) \sin \psi d\psi = \frac{\pi}{|S^{n-1}|} \int_{S^{n-1}} R f(\omega, \omega \cdot u) |\omega \cdot \beta| d\omega, \quad (11)$$

where $|S^{n-1}|$ denotes the area of the sphere S^{n-1} .

As in the case of the Radon transform, invariance properties play a key role in the inversion of the cone transform. In fact, due to rotational invariance, it suffices to prove (11) only for the vertical cone transform. Moreover, shift invariance enables us to consider vertical cones having vertex at the origin only, that is $u = 0$.

Proposition 5. *For any $f \in \mathcal{S}(\mathbb{R}^n)$, we have*

$$\int_0^\pi C f(0, e_n, \psi) \sin \psi d\psi = \frac{\pi}{|S^{n-1}|} \int_{S^{n-1}} R f(\omega, 0) |\omega \cdot e_n| d\omega. \quad (12)$$

For the proof, see Section 6.2.

Proof of Theorem 4. We will use Proposition 5 and the properties of the cone transform to deduce Theorem 4. We first remind that the Radon transform commutes with shifts and rotations, that is $R(T_u f)(\omega, s) = R f(\omega, s + \omega \cdot u)$ and $M_A R f(\omega, s) = R f(A\omega, s) = R(M_A f)(\omega, s)$.

As cone transform also commutes with shifts, Proposition 5 implies that

$$\begin{aligned} \int_0^\pi C f(u, e_n, \psi) \sin \psi d\psi &= \int_0^\pi C(T_u f)(0, e_n, \psi) \sin \psi d\psi \\ &= \frac{\pi}{|S^{n-1}|} \int_{S^{n-1}} R(T_u f)(\omega, 0) |\omega \cdot e_n| d\omega = \frac{\pi}{|S^{n-1}|} \int_{S^{n-1}} R f(\omega, \omega \cdot u) |\omega \cdot e_n| d\omega. \end{aligned}$$

Next, for $\beta \in S^{n-1}$, let A be the rotation matrix such that $\beta = A e_n$ and $x = A^{-1} u$. As cone transform commutes with rotations, we further have

$$\begin{aligned} \int_0^\pi C f(u, \beta, \psi) \sin \psi d\psi &= \int_0^\pi C(M_A f)(x, e_n, \psi) \sin \psi d\psi \\ &= \frac{\pi}{|S^{n-1}|} \int_{S^{n-1}} R(M_A f)(\omega, \omega \cdot x) |\omega \cdot e_n| d\omega. \end{aligned}$$

Due to the rotational invariance of the Radon transform, we have

$$\begin{aligned}
\int_{S^{n-1}} R(M_A f)(\omega, \omega \cdot x) |\omega \cdot e_n| d\omega &= \int_{S^{n-1}} M_A Rf(\omega, \omega \cdot x) |\omega \cdot e_n| d\omega \\
&= \int_{S^{n-1}} Rf(A\omega, \omega \cdot x) |\omega \cdot e_n| d\omega = \int_{S^{n-1}} Rf(A\omega, \omega \cdot A^{-1}u) |\omega \cdot A^{-1}\beta| d\omega \\
&= \int_{S^{n-1}} Rf(A\omega, A\omega \cdot u) |A\omega \cdot \beta| d\omega = \int_{S^{n-1}} Rf(\omega, \omega \cdot u) |\omega \cdot \beta| d\omega,
\end{aligned}$$

The last equality is due to the rotational invariance of the Lebesgue measure on the sphere. Hence, we obtain (11). \square

Remark 6. *As it will be mentioned in Section 7, the assumption $f \in \mathcal{S}(\mathbb{R}^n)$ can be significantly weakened. The same applies to Theorem 7.*

The equality (11) enables us to invert the cone transform by utilizing the inversion formulas for the Radon transform.

Theorem 7. *Let $f \in \mathcal{S}(\mathbb{R}^n)$. For any $u \in \mathbb{R}^n$, we have*

$$f(u) = \frac{\Gamma^2(\frac{n+1}{2})}{2\pi^n \Gamma(n)} \int_{S^{n-1}} \int_0^\pi I^{1-n} C f(u, \beta, \psi) \sin \psi d\psi d\beta. \quad (13)$$

Proof. Integrating both sides of (11) with respect to β over S^{n-1} , we obtain

$$\int_{S^{n-1}} \int_0^\pi C f(u, \beta, \psi) \sin \psi d\psi d\beta = \frac{\pi}{|S^{n-1}|} \int_{S^{n-1}} Rf(\omega, \omega \cdot u) \int_{S^{n-1}} |\omega \cdot \beta| d\beta d\omega.$$

Using the rotation invariance of the Lebesgue measure on the sphere, for any $\omega \in S^{n-1}$, we compute

$$\int_{S^{n-1}} |\omega \cdot \beta| d\beta = \int_{S^{n-2}} \int_0^\pi |\cos \phi| (\sin \phi)^{n-2} d\phi d\theta = \frac{2|S^{n-2}|}{n-1}.$$

Thus, we get

$$\begin{aligned} \int_{S^{n-1}} \int_0^\pi C f(u, \beta, \psi) \sin \psi d\psi d\beta &= \frac{\pi}{|S^{n-1}|} \frac{2|S^{n-2}|}{n-1} \int_{S^{n-1}} R f(\omega, \omega \cdot u) d\omega \\ &= \frac{\pi \Gamma(n)}{2^{n-1} \Gamma^2(\frac{n+1}{2})} \int_{S^{n-1}} R f(\omega, \omega \cdot u) d\omega = \frac{\pi \Gamma(n)}{2^{n-1} \Gamma^2(\frac{n+1}{2})} R^\# R f(u). \end{aligned} \quad (14)$$

Note that, for the evaluation of the constant, we have used the area formula for the n -sphere, that is

$$|S^{n-1}| = \frac{2\pi^{n/2}}{\Gamma(\frac{n}{2})}, \quad (15)$$

and the duplication formula (see e.g. [24]),

$$\Gamma(z) \Gamma(z + \frac{1}{2}) = 2^{1-2z} \sqrt{\pi} \Gamma(2z).$$

Now, using formula (8) with $\alpha = n - 1$, we obtain the result. \square

Corollary 8. *For $n = 3$, the formula (13) reads as*

$$f(u) = \frac{-1}{4\pi^3} \int_{S^{n-1}} \int_0^\pi \Delta C f(u, \beta, \psi) \sin \psi d\psi d\beta,$$

where Δ acts on the variable u .

5 Relation of the Cone Transform with Cosine Transform and Spherical Harmonics. Other Inversion Formulas

The equality (11) reveals a relation between the cone transform and the cosine transform which is defined as follows:

Definition 9. *The cosine transform of a function $f \in C(S^{n-1})$ is defined by*

$$\mathfrak{C} f(\omega) = \frac{1}{|S^{n-1}|} \int_{S^{n-1}} f(\sigma) |\sigma \cdot \omega| d\sigma, \quad (16)$$

for all $\omega \in S^{n-1}$.

Now the relation (11) can be written as

$$\mathfrak{C}(R(T_u f))(\beta) = \frac{1}{|S^{n-1}|} \int_{S^{n-1}} R(T_u f)(\omega, 0) |\omega \cdot \beta| d\omega = \frac{1}{\pi} \int_0^\pi C f(u, \beta, \psi) \sin \psi d\psi. \quad (17)$$

The cosine transform is a continuous bijection of $C_{\text{even}}^\infty(S^{n-1})$ to itself (see e.g. [6]). Since, for any $f \in \mathcal{S}(\mathbb{R}^n)$, $Rf(\omega, 0)$ is an even function in $C^\infty(S^{n-1})$, we can recover the function $R(T_u f)$ by inverting the cosine transform. Before stating this inversion formula, we recall the definitions of the Beltrami-Laplace operator and the Funk transform.

Definition 10. Let $f \in C^2(S^{n-1})$. The Beltrami-Laplace operator Δ_S on S^{n-1} is defined by

$$(\Delta_S f)\left(\frac{x}{|x|}\right) = |x|^2 (\Delta \tilde{f})(x), \quad (18)$$

where $\tilde{f}(x) = f\left(\frac{x}{|x|}\right)$ is the homogeneous extension of f to \mathbb{R}^n , and Δ is the Laplace operator on \mathbb{R}^n .

Definition 11. Funk transform of a function $f \in C(S^{n-1})$ is defined by

$$Ff(\theta) = \int_{S^{n-1} \cap \theta^\perp} f(\sigma) d_\theta \sigma = \int_{\{\sigma \in S^{n-1} : d(\sigma, \theta) = \pi/2\}} f(\sigma) d_\theta \sigma. \quad (19)$$

Here, $d(\sigma, \theta) = \arccos(\sigma \cdot \theta)$ is the geodesic distance between the points σ and θ in S^{n-1} , and $d_\theta \sigma$ stands for the $O(n)$ -invariant probability measure on the $(n-2)$ -dimensional sphere $S^{n-1} \cap \theta^\perp$.

Theorem 12 ([21]). Let $g = \mathfrak{C}f$, $f \in C_{\text{even}}^\infty(S^{n-1})$. Then, if n is odd,

$$f(\omega) = P_r(\Delta_S) \left\{ \pi^{-n/2} \int_{S^{n-1}} g(\sigma) \log \frac{1}{|\omega \cdot \sigma|} d\sigma \right\} - 2^{-n} \pi^{-n/2} \Gamma(n) \int_{S^{n-1}} g(\sigma) d\sigma, \quad (20)$$

with $r = (n+1)/2$, and if n is even,

$$f = c P_r(\Delta_S) Fg, \quad c = \frac{\sqrt{\pi}}{\Gamma(\frac{n-1}{2})}, \quad (21)$$

with $r = n/2$, where F is the Funk transform and

$$P_r(\Delta_S) = 4^{-r} \prod_{k=0}^{r-1} [-\Delta_S + (2k-1)(n-1-2k)],$$

with Δ_S being the Beltrami-Laplace operator on S^{n-1} .

Thus, we can find $RT_u f$ explicitly for all $u \in \mathbb{R}^n$:

Theorem 13. *Let $f \in \mathcal{S}(\mathbb{R}^n)$. For any $u \in \mathbb{R}^n$ and $\omega \in S^{n-1}$,*

(i) *if n is odd,*

$$\begin{aligned} & Rf(\omega, \omega \cdot u) \\ &= \pi^{-(n+2)/2} P_{(n+1)/2}(\Delta_S) \left\{ \int_{S^{n-1}} \int_0^\pi Cf(u, \beta, \psi) \log \frac{1}{|\omega \cdot \beta|} \sin \psi d\psi d\beta \right\} \\ &- 2^{-n} \pi^{-(n+2)/2} \Gamma(n) \int_{S^{n-1}} \int_0^\pi Cf(u, \beta, \psi) \sin \psi d\psi d\beta, \end{aligned} \quad (22)$$

(ii) *if n is even,*

$$Rf(\omega, \omega \cdot u) = \frac{\pi^{-1/2}}{\Gamma(n-1)} \int_0^\pi P_{n/2}(\Delta_S) F(Cf)(u, \omega, \psi) \sin \psi d\psi, \quad (23)$$

where F and $P_r(\Delta_S)$ are given as in Theorem 12, and both of them act on the variable ω .

Proof. The result follows directly by applying inverse cosine transform to equality (17). \square

Corollary 14. *For any $\omega \in S^{n-1}$ and $s \in \mathbb{R}$, the Radon transform $Rf(\omega, s)$ of a function $f \in \mathcal{S}(\mathbb{R}^n)$ can be computed using formulas (22) and (23), where $u \in \mathbb{R}^n$ is taken to satisfy $u \cdot \omega = s$. Thus, Theorem 13 together with formula (8) provides inversion formulas for the cone transform that are applicable to Compton camera data.*

Besides, utilizing the relation of the cosine transform with spherical harmonics, we can relate the coefficients of the spherical harmonics expansion of the cone and Radon transforms.

Lemma 15. *Let $g \in L^1(S^{n-1})$. Then,*

$$\int_{S^{n-1}} \int_0^\pi C f(u, \beta, \psi) g(\beta) \sin \psi d\psi d\beta = \pi \int_{S^{n-1}} R f(\omega, \omega \cdot u) \mathfrak{C} g(\omega) d\omega. \quad (24)$$

Proof. Multiplying both sides of (11) with $g(\beta)$ and integrating with respect to β over S^{n-1} , we have

$$\begin{aligned} \int_{S^{n-1}} \int_0^\pi C f(u, \beta, \psi) g(\beta) \sin \psi d\psi d\beta &= \frac{\pi}{|S^{n-1}|} \int_{S^{n-1}} R f(\omega, \omega \cdot u) \int_{S^{n-1}} g(\beta) |\omega \cdot \beta| d\beta d\omega \\ &= \pi \int_{S^{n-1}} R f(\omega, \omega \cdot u) \mathfrak{C} g(\omega) d\omega. \end{aligned}$$

□

The spherical harmonics are known to be the eigenfunctions of the cosine transform. This follows from the Funk-Hecke Formula:

Theorem 16 ([18]). *(Funk-Hecke Formula) Suppose $f(t)$ is continuous for $t \in [-1, 1]$. Then, for every spherical harmonic Y_m of degree m and $\omega \in S^{n-1}$,*

$$\int_{S^{n-1}} f(\omega \cdot \sigma) Y_m(\sigma) d\sigma = \lambda_m Y_m(\omega), \quad (25)$$

with

$$\lambda_m = |S^{n-2}| \int_{-1}^1 f(t) P_m(t) (1-t^2)^{(n-3)/2} dt,$$

where $P_m(t)$ are the Legendre polynomials, see [18].

Corollary 17. *For every spherical harmonic Y_m of degree m , $m = 0, 1, 2, \dots$, and every $\omega \in S^{n-1}$,*

$$\mathfrak{C} Y_m(\omega) = \lambda_m Y_m(\omega) \quad (26)$$

where λ_m is given as in Funk-Hecke Formula for $f(t) = |t|$.

Now, we can establish the following relation.

Proposition 18. *For every spherical harmonic Y_m of degree m ,*

$$\int_{S^{n-1}} \int_0^\pi C f(u, \beta, \psi) Y_m(\beta) \sin \psi d\psi d\beta = \pi \lambda_m \int_{S^{n-1}} R f(\omega, \omega \cdot u) Y_m(\omega) d\omega. \quad (27)$$

In particular, for $m = 0$, we obtain (14).

Proof. Letting $g = Y_m$ in (24), and using (26), we get (27). Then, the equation (14) follows from direct calculation. \square

Remark 19. *As the relation (27) gives the spherical harmonics coefficients of the function $R f(\omega, u \cdot \omega)$, one can recover it for all $u \in \mathbb{R}^n$ and $\omega \in S^{n-1}$. Then, any inversion formula for the Radon transform (8) would reconstruct the function f .*

6 Proofs of Some Auxiliary Statements

6.1 An Integral Relation for the Radon Transform

Lemma 20. *For any $f \in \mathcal{S}(\mathbb{R}^n)$, $u \in \mathbb{R}^n$, and $p \in \mathbb{R}$,*

$$\int_{S^{n-1}} R f(\omega, p + u \cdot \omega) d\omega = |S^{n-2}| \int_{S^{n-1}} \int_{|p|}^\infty f(u + r\omega) (r^2 - p^2)^{(n-3)/2} r dr d\omega. \quad (28)$$

Proof. Due to the shift invariance of the Radon transform, it suffices to prove the lemma for $u = 0$ only. Let F be the spherical mean-value of f , i.e.,

$$F(r) = \frac{1}{|S^{n-1}|} \int_{S^{n-1}} f(r\omega) d\omega.$$

The rotational invariance of the Radon transform implies that it commutes with the spherical mean-value operator. Thus,

$$\hat{F}(p) := R F(\omega, p) = \frac{1}{|S^{n-1}|} \int_{S^{n-1}} R f(\xi, p) d\xi.$$

On the other hand, if $\{\omega, \omega_1^\perp, \dots, \omega_{n-1}^\perp\}$ is an orthonormal system in \mathbb{R}^n ,

$$\begin{aligned}\hat{F}(p) &= \int_{-\infty}^{\infty} \cdots \int_{-\infty}^{\infty} F(p\omega + t_1\omega_1^\perp + \cdots + t_{n-1}\omega_{n-1}^\perp) dt_1 \dots dt_{n-1} \\ &= \int_{-\infty}^{\infty} \cdots \int_{-\infty}^{\infty} F\left(\sqrt{p^2 + t_1^2 + \cdots + t_{n-1}^2}\right) dt_1 \dots dt_{n-1}\end{aligned}$$

as F is radial. Letting $x = t_1\omega_1^\perp + \cdots + t_{n-1}\omega_{n-1}^\perp$, we have

$$\begin{aligned}\int_{-\infty}^{\infty} \cdots \int_{-\infty}^{\infty} F\left(\sqrt{p^2 + t_1^2 + \cdots + t_{n-1}^2}\right) dt_1 \dots dt_{n-1} &= \int_{\mathbb{R}^{n-1}} F(\sqrt{p^2 + |x|^2}) dx \\ &= |S^{n-2}| \int_0^\infty F(\sqrt{p^2 + t^2}) t^{n-2} dt.\end{aligned}$$

Finally, letting $r = \sqrt{p^2 + t^2}$, we obtain

$$\begin{aligned}\int_0^\infty F(\sqrt{p^2 + t^2}) t^{n-2} dt &= \int_{|p|}^\infty F(r) (r^2 - p^2)^{(n-3)/2} r dr \\ &= \frac{1}{|S^{n-1}|} \int_{S^{n-1}} \int_{|p|}^\infty f(r\omega) (r^2 - p^2)^{(n-3)/2} r dr d\omega.\end{aligned}$$

Hence, the result follows. \square

Corollary 21 ([19]). *Letting $p = 0$ in (28), we obtain*

$$\begin{aligned}R^\# Rf(u) &= \int_{S^{n-1}} Rf(\omega, u \cdot \omega) d\omega = |S^{n-2}| \int_{S^{n-1}} \int_0^\infty f(u + r\omega) r^{n-2} dr d\omega \\ &= |S^{n-2}| \int_{\mathbb{R}^n} f(u + x) |x|^{-1} dx = |S^{n-2}| (|x|^{-1} * f)(u).\end{aligned}\tag{29}$$

6.2 Proof of Proposition 5

We first prove the proposition for $n = 2$. By definition of the 2-dimensional cone transform (5), we have

$$\begin{aligned} \int_0^\pi C f(0, e_2, \psi) \sin \psi d\psi &= \int_0^\pi \int_0^\infty f(r \sin \psi, r \cos \psi) \sin \psi dr d\psi \\ &\quad + \int_0^\pi \int_0^\infty f(-r \sin \psi, r \cos \psi) \sin \psi dr d\psi. \end{aligned}$$

Changing variables by letting $r \rightarrow -r$ and $\psi \rightarrow \pi - \psi$, respectively, we obtain

$$\begin{aligned} \int_0^\pi \int_0^\infty f(r \sin \psi, r \cos \psi) \sin \psi dr d\psi &= \int_0^\pi \int_{-\infty}^0 f(-r \sin \psi, -r \cos \psi) \sin \psi dr d\psi \\ &= \int_0^\pi \int_{-\infty}^0 f(-r \sin \phi, r \cos \phi) \sin \phi dr d\phi. \end{aligned}$$

Therefore,

$$\begin{aligned} \int_0^\pi C f(0, e_2, \psi) \sin \psi d\psi &= \int_0^\pi \int_{-\infty}^\infty f(-r \sin \psi, r \cos \psi) \sin \psi dr d\psi \\ &= \int_0^\pi R f(\omega(\psi), 0) \sin \psi d\psi \end{aligned}$$

where $\omega(\psi) := (\cos \psi, \sin \psi)$. Now, the evenness property of the Radon transform implies that

$$\int_0^\pi R f(\omega(\psi), 0) \sin \psi d\psi = \int_0^\pi R f(\omega(\psi + \pi), 0) \sin \psi d\psi = - \int_\pi^{2\pi} R f(\omega(\phi), 0) \sin \phi d\phi.$$

Hence, we get

$$\int_0^\pi C f(0, e_2, \psi) \sin \psi d\psi = \frac{1}{2} \int_0^{2\pi} R f(\omega(\psi), 0) |\sin \psi| d\psi = \frac{1}{2} \int_{S^1} R f(\omega, 0) |\omega \cdot e_2| d\omega,$$

which is the equation (12) for $n = 2$.

In order to prove the proposition for $n \geq 3$, we need two auxiliary results.

Lemma 22. *For $\psi_0 \in (0, \pi/2)$, $\psi \in (0, \pi)$, and $n \geq 3$, we define*

$$g(\psi_0, \psi) = \frac{(\cos^2 \psi_0 - \cos^2 \psi)^{(n-4)/2}}{(\sin \psi)^{n-3}}. \quad (30)$$

Then, for any $f \in \mathcal{S}(\mathbb{R}^n)$,

$$\int_{\psi_0}^{\pi-\psi_0} C f(0, e_n, \psi) g(\psi_0, \psi) d\psi = \frac{(\cos \psi_0)^{n-3}}{|S^{n-3}|} \int_{S^{n-2}} R f((\cos \psi_0) \omega, \sin \psi_0, 0) d\omega. \quad (31)$$

Proof. The idea of the proof is to exhaust the exterior volume of two opposite cones having a common vertex in two ways. The first is by taking a family of vertical cones whose vertices are at the origin and opening angles vary from ψ_0 to $\pi - \psi_0$. The second is to consider a family of hyperplanes passing through origin and are tangent to the vertical cone having vertex at the origin and opening angle ψ_0 (See Fig. 4).

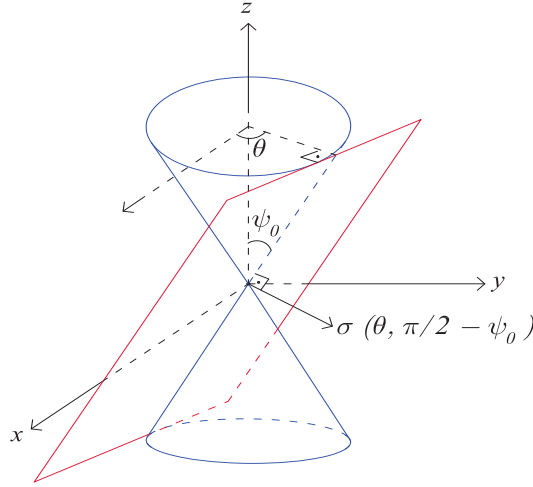


Figure 4: Geometry of Lemma 22.

We denote $x = (\bar{x}, z) \in \mathbb{R}^{n-1} \times \mathbb{R}$, and assume for now that $f \in C_0^\infty(\mathbb{R}^n)$ and $f(\bar{x}, z) = 0$ if $z < 0$. Then,

$$\int_{\psi_0}^{\pi-\psi_0} C f(0, e_n, \psi) g(\psi_0, \psi) d\psi = \int_{\psi_0}^{\pi/2} C f(0, e_n, \psi) g(\psi_0, \psi) d\psi.$$

By the definition of the vertical cone transform (4), we have

$$\begin{aligned} & \int_{\psi_0}^{\pi/2} C f(0, e_n, \psi) g(\psi_0, \psi) d\psi \\ &= \int_{\psi_0}^{\pi/2} \int_0^\infty \int_{S^{n-2}} f(\rho(\sin \psi)\omega, \rho \cos \psi) (\rho \sin \psi)^{n-2} g(\psi_0, \psi) d\omega d\rho d\psi. \end{aligned}$$

Letting $z = \rho \cos \psi$, we have $dz = \cos \psi d\rho$. Then,

$$\begin{aligned} & \int_{\psi_0}^{\pi/2} C f(0, e_n, \psi) g(\psi_0, \psi) d\psi \\ &= \int_{\psi_0}^{\pi/2} \int_0^\infty \int_{S^{n-2}} f(z \tan \psi \omega, z) (z \tan \psi)^{n-2} g(\psi_0, \psi) d\omega \frac{dz}{\cos \psi} d\psi. \end{aligned}$$

Now, if we let $r = z \tan \psi$, then $dr = z \sec^2 \psi d\psi$, thus we get

$$\begin{aligned} & \int_{\psi_0}^{\pi/2} C f(0, e_n, \psi) g(\psi_0, \psi) d\psi \\ &= \int_0^\infty \int_{S^{n-2}} \int_{z \tan \psi_0}^\infty f_z(r\omega) r^{n-3} g(\psi_0, \psi(r, z)) \sin \psi dr d\omega dz, \end{aligned}$$

where $f_z(r\omega) = f(r\omega, z)$ and $g(\psi_0, \psi(r, z)) = \frac{(r^2 - z^2 \tan^2 \psi_0)^{(n-4)/2}}{(z \sec \psi_0 \sec \psi)^{n-4} (\sin \psi)^{n-3}}$

because

$$\begin{aligned}\cos^2 \psi_0 - \cos^2 \psi &= \frac{1}{\sec^2 \psi_0} - \frac{1}{\sec^2 \psi} = \frac{\sec^2 \psi - \sec^2 \psi_0}{\sec^2 \psi_0 \sec^2 \psi} \\ &= \frac{\tan^2 \psi - \tan^2 \psi_0}{\sec^2 \psi_0 \sec^2 \psi} = \frac{r^2 - z^2 \tan^2 \psi_0}{z^2 \sec^2 \psi_0 \sec^2 \psi}.\end{aligned}$$

Thus, we have

$$\begin{aligned}&\int_{\psi_0}^{\pi/2} C f(0, e_n, \psi) g(\psi_0, \psi) d\psi \\ &= (\cos \psi_0)^{n-4} \int_0^\infty \int_{S^{n-2}} \int_{z \tan \psi_0}^\infty f_z(r\omega) (r^2 - z^2 \tan^2 \psi_0)^{(n-4)/2} r dr d\omega dz.\end{aligned}$$

Then, using the identity (28), we obtain

$$\begin{aligned}\int_{\psi_0}^{\pi/2} C f(0, e_n, \psi) g(\psi_0, \psi) d\psi &= \frac{(\cos \psi_0)^{n-4}}{|S^{n-3}|} \int_0^\infty \int_{S^{n-2}} R f_z(\omega, -z \tan \psi_0) d\omega dz \\ &= \frac{(\cos \psi_0)^{n-4}}{|S^{n-3}|} \int_0^\infty \int_{S^{n-2}} \int_{\mathbb{R}^{n-1}} f_z(\bar{x}) \delta(\bar{x} \cdot \omega + z \tan \psi_0) d\bar{x} d\omega dz.\end{aligned}$$

Now, since $\delta(\lambda(u - a)) = \lambda^{-1} \delta(u - a)$, we get

$$\begin{aligned}&\int_{\psi_0}^{\pi/2} C f(0, e_n, \psi) g(\psi_0, \psi) d\psi \\ &= \frac{(\cos \psi_0)^{n-3}}{|S^{n-3}|} \int_{S^{n-2}} \int_0^\infty \int_{\mathbb{R}^{n-1}} f(\bar{x}, z) \delta(\bar{x} \cdot (\cos \psi_0) \omega + z \sin \psi_0) d\bar{x} dz d\omega \\ &= \frac{(\cos \psi_0)^{n-3}}{|S^{n-3}|} \int_{S^{n-2}} \int_{\mathbb{R}^n} f(x) \delta(x \cdot ((\cos \psi_0) \omega, \sin \psi_0)) dx d\omega,\end{aligned}$$

as $f(\bar{x}, z) = 0$ for $z < 0$. Finally, observing that

$$\int_{\mathbb{R}^n} f(x) \delta(x \cdot ((\cos \psi_0) \omega, \sin \psi_0)) dx = R f(((\cos \psi_0) \omega, \sin \psi_0), 0),$$

we have

$$\int_{\psi_0}^{\pi/2} Cf(0, e_n, \psi)g(\psi_0, \psi)d\psi = \frac{(\cos \psi_0)^{n-3}}{|S^{n-3}|} \int_{S^{n-2}} Rf((\cos \psi_0)\omega, \sin \psi_0, 0)d\omega. \quad (32)$$

If $f \in C_0^\infty(\mathbb{R}^n)$ is such that $f(\bar{x}, z) = 0$ if $z > 0$, then by reversing the geometry, we can use (32) to write

$$\begin{aligned} \int_{\psi_0}^{\pi/2} Cf(0, -e_n, \psi)g(\psi_0, \psi)d\psi &= \frac{(\cos \psi_0)^{n-3}}{|S^{n-3}|} \int_{S^{n-2}} Rf(-((\cos \psi_0)\omega, \sin \psi_0), 0)d\omega \\ &= \frac{(\cos \psi_0)^{n-3}}{|S^{n-3}|} \int_{S^{n-2}} Rf(((\cos \psi_0)\omega, \sin \psi_0), 0)d\omega, \end{aligned}$$

due to evenness of the Radon transform. Using (6) and observing that $g(\psi_0, \psi) = g(\psi_0, \pi - \psi)$, we obtain

$$\begin{aligned} \int_{\psi_0}^{\pi/2} Cf(0, -e_n, \psi)g(\psi_0, \psi)d\psi &= \int_{\psi_0}^{\pi/2} Cf(0, e_n, \pi - \psi)g(\psi_0, \pi - \psi)d\psi \\ &= \int_{\pi/2}^{\pi - \psi_0} Cf(0, e_n, \varphi)g(\psi_0, \varphi)d\varphi, \end{aligned}$$

where we have changed the variable by letting $\varphi = \pi - \psi$.

As $f = 0$ on the upper half-space, we have

$$\int_{\psi_0}^{\pi/2} Cf(0, e_n, \varphi)g(\psi_0, \varphi)d\varphi = 0,$$

hence (31) holds for such functions, as well.

For an arbitrary $f \in C_0^\infty(\mathbb{R}^n)$, we can write $f = f^+ + f^-$ where

$$f^+(\bar{x}, z) = \begin{cases} f(\bar{x}, z) & \text{if } z \geq 0, \quad \bar{x} \in \mathbb{R}^{n-1}, \\ 0 & \text{otherwise.} \end{cases}$$

and

$$f^-(\bar{x}, z) = \begin{cases} f(\bar{x}, z) & \text{if } z < 0, \quad \bar{x} \in \mathbb{R}^{n-1}, \\ 0 & \text{otherwise.} \end{cases}$$

If we show that (31) is true for both f^+ and f^- , we can get the result for f by the linearity of both cone and Radon transforms. However, $f^\pm \notin C_0^\infty(\mathbb{R}^n)$. But, f^+ is a bounded compactly supported function, so we can approximate it by a sequence of smooth compactly supported functions. Indeed, for $\epsilon > 0$, let ϕ_ϵ be a compactly supported smooth function that is zero outside of the support of f and defined as

$$\phi_\epsilon(\bar{x}, z) = \begin{cases} 1 & \text{if } z \geq \epsilon, \quad \bar{x} \in \mathbb{R}^{n-1}, \\ \text{smooth} & \text{if } \epsilon > z > 0, \quad \bar{x} \in \mathbb{R}^{n-1}, \\ 0 & \text{otherwise,} \end{cases}$$

such that $|\phi_\epsilon| \leq 1$. Let $f_\epsilon = f\phi_\epsilon$. Then, $f_\epsilon \in C_0^\infty(\mathbb{R}^n)$ and $f_\epsilon \rightarrow f^+$ a.e. as $\epsilon \rightarrow 0$. Moreover, $f_\epsilon(\bar{x}, z) = 0$ if $z < 0$, so it satisfies (31) as we have shown in the first part of this proof.

Now, for all $\epsilon > 0$, $h_\epsilon := f_\epsilon - f^+$ is compactly supported and bounded. Observe that,

$$Ch_\epsilon(0, e_n, \psi) = \int_{S^{n-2}} \int_0^{\epsilon \cot \psi} h_\epsilon(\rho((\sin \psi)\omega, \cos \psi)) (\rho \sin \psi)^{n-2} d\rho d\omega.$$

Thus, by the dominated convergence theorem, $Ch_\epsilon(0, e_n, \psi) \rightarrow 0$ as $\epsilon \rightarrow 0$. In addition, $Ch_\epsilon(0, e_n, \psi)$ is bounded in $[0, \pi]$. Therefore, again by the dominated convergence theorem, as $\epsilon \rightarrow 0$,

$$\int_0^\pi |Ch_\epsilon(0, e_n, \psi)| d\psi \rightarrow 0.$$

Moreover, for any $\psi_0 \in (0, \pi/2)$ fixed and $\psi \in [\psi_0, \pi - \psi_0]$,

$$|g(\psi_0, \psi)| \leq \frac{(\cos \psi_0)^{n-4}}{\sin \psi_0}.$$

Therefore, as $\epsilon \rightarrow 0$, we have

$$\begin{aligned}
& \left| \int_{\psi_0}^{\pi-\psi_0} C f_\epsilon(0, e_n, \psi) g(\psi_0, \psi) d\psi - \int_{\psi_0}^{\pi-\psi_0} C f^+(0, e_n, \psi) g(\psi_0, \psi) d\psi \right| \\
&= \left| \int_{\psi_0}^{\pi-\psi_0} C (f_\epsilon - f^+)(0, e_n, \psi) g(\psi_0, \psi) d\psi \right| \leq \int_{\psi_0}^{\pi-\psi_0} |C h_\epsilon(0, e_n, \psi)| |g(\psi_0, \psi)| d\psi \\
&\leq \frac{(\cos \psi_0)^{n-4}}{\sin \psi_0} \int_0^\pi |C h_\epsilon(0, e_n, \psi)| d\psi \rightarrow 0.
\end{aligned}$$

Hence,

$$\lim_{\epsilon \rightarrow 0} \int_{\psi_0}^{\pi-\psi_0} C f_\epsilon(0, e_n, \psi) g(\psi_0, \psi) d\psi = \int_{\psi_0}^{\pi-\psi_0} C f^+(0, e_n, \psi) g(\psi_0, \psi) d\psi.$$

In the same manner, one can show that,

$$\lim_{\epsilon \rightarrow 0} \int_{S^{n-2}} |R h_\epsilon(((\cos \psi_0)\omega, \sin \psi_0), 0)| d\omega = 0,$$

and thus,

$$\lim_{\epsilon \rightarrow 0} \int_{S^{n-2}} R f((\cos \psi_0)\omega, \sin \psi_0), 0) d\omega = \int_{S^{n-2}} R f((\cos \psi_0)\omega, \sin \psi_0), 0) d\omega,$$

which implies (31) for f^+ . Analogously, one can show that the theorem holds for f^- , as well. Hence, we get the result for $f \in C_0^\infty(\mathbb{R}^n)$, by linearity of both cone and Radon transforms.

Finally, for $f \in \mathcal{S}(\mathbb{R}^n)$, let $f_k(x) = \phi(x/k)f(x)$ where $\phi \in C_0^\infty(\mathbb{R}^n)$ is such that $\phi(x) = 1$ if $|x| \leq 1$. Then, we have $f_k \in C_0^\infty(\mathbb{R}^n)$, $f_k \rightarrow f$ pointwise as $k \rightarrow \infty$, and $|f_k| \leq |f| \in L^1$ for all k . Now, $h_k := f_k - f \in \mathcal{S}(\mathbb{R}^n)$ implies that $h_k(\rho((\sin \psi)\omega, \cos \psi))(\rho \sin \psi)^{n-2}$ is rapidly decreasing in ρ for all $\psi \in [0, \pi]$, and is bounded by $2|x||f| \in L^1$. Thus, by the dominated convergence theorem,

$$C h_k(0, e_n, \psi) = \int_{S^{n-2}} \int_0^\infty h_k(\rho((\sin \psi)\omega, \cos \psi))(\rho \sin \psi)^{n-2} d\rho d\omega$$

converges to 0, as $k \rightarrow \infty$. Moreover, $|Ch_k| \leq 2C|f| \in L^1[0, \pi]$ for all k . Hence, again by the dominated convergence theorem, as $k \rightarrow \infty$, we get

$$\int_0^\pi |C(h_k)(0, e_n, \psi)| d\psi \rightarrow 0.$$

The rest of the proof is as above. \square

Lemma 23. Assume that $n \geq 3$. Let $g(\psi_0, \psi)$ be given as in (30) and define

$$h(\psi_0, \psi) = \frac{(\cos^2 \psi_0 - \cos^2 \psi)^{(n-2)/2}}{(\sin \psi)^{n-3}}.$$

Then,

$$\begin{aligned} \frac{d}{d\psi_0} \int_{\psi_0}^{\pi-\psi_0} Cf(0, e_n, \psi) h(\psi_0, \psi) d\psi \\ = (2-n) \cos \psi_0 \sin \psi_0 \int_{\psi_0}^{\pi-\psi_0} Cf(0, e_n, \psi) g(\psi_0, \psi) d\psi. \end{aligned}$$

Proof. As $\frac{\partial h}{\partial \psi_0}(\psi_0, \psi) = (2-n) \cos \psi_0 \sin \psi_0 g(\psi_0, \psi)$, utilizing Leibniz integral rule and noticing that $h(\psi_0, \pi - \psi_0) = h(\psi_0, \psi_0) = 0$ gives the result. \square

Proof of Proposition 5, $n \geq 3$. By Lemmas 23 and 22, we have

$$\begin{aligned} \frac{d}{d\psi_0} \int_{\psi_0}^{\pi-\psi_0} Cf(0, e_n, \psi) h(\psi_0, \psi) d\psi \\ = (2-n) \cos \psi_0 \sin \psi_0 \int_{\psi_0}^{\pi-\psi_0} Cf(0, e_n, \psi) g(\psi_0, \psi) d\psi \\ = \frac{(2-n) \sin \psi_0 (\cos \psi_0)^{n-2}}{|S^{n-3}|} \int_{S^{n-2}} Rf(((\cos \psi_0)\omega, \sin \psi_0), 0) d\omega. \end{aligned}$$

Integrating both sides with respect to ψ_0 from 0 to $\pi/2$, we obtain

$$\begin{aligned}
& \int_0^\pi C f(0, e_n, \psi) \sin \psi d\psi \\
&= \frac{n-2}{|S^{n-3}|} \int_0^{\pi/2} \int_{S^{n-2}} Rf(((\cos \psi_0)\omega, \sin \psi_0), 0) d\omega \sin \psi_0 (\cos \psi_0)^{n-2} d\psi_0 \quad (33) \\
&= \frac{n-2}{|S^{n-3}|} \int_0^{\pi/2} \int_{S^{n-2}} Rf(((\sin \phi)\omega, \cos \phi), 0) \cos \phi (\sin \phi)^{n-2} d\omega d\phi,
\end{aligned}$$

where we changed the variable by letting $\phi = \frac{\pi}{2} - \psi_0$. On the other hand, letting $\phi = \psi_0 + \frac{\pi}{2}$, we have

$$\begin{aligned}
& \int_0^\pi C f(0, e_n, \psi) \sin \psi d\psi \\
&= \frac{n-2}{|S^{n-3}|} \int_0^{\pi/2} \int_{S^{n-2}} Rf(((\cos \psi_0)\omega, \sin \psi_0), 0) d\omega \sin \psi_0 (\cos \psi_0)^{n-2} d\psi_0 \\
&= \frac{n-2}{|S^{n-3}|} \int_{\pi/2}^\pi \int_{S^{n-2}} Rf(((\sin \phi)\omega, -\cos \phi), 0) (-\cos \phi) (\sin \phi)^{n-2} d\omega d\phi.
\end{aligned}$$

Now, due to evenness of Radon transform, we have

$$\begin{aligned}
Rf(((\sin \phi)\omega, -\cos \phi), 0) &= Rf(((-\sin \phi)(-\omega), -\cos \phi), 0) \\
&= Rf(-((\sin \phi)(-\omega), \cos \phi), 0) = Rf(((\sin \phi)(-\omega), \cos \phi), 0).
\end{aligned}$$

Since the Lebesgue measure is rotation invariant, we obtain

$$\begin{aligned}
& \int_0^\pi C f(0, e_n, \psi) \sin \psi d\psi \\
&= \frac{n-2}{|S^{n-3}|} \int_{\pi/2}^\pi \int_{S^{n-2}} Rf(((\sin \phi)\omega, \cos \phi), 0) (-\cos \phi) (\sin \phi)^{n-2} d\omega d\phi.
\end{aligned} \tag{34}$$

Summing (33) and (34), we conclude that

$$\begin{aligned}
& \int_0^\pi C f(0, e_n, \psi) \sin \psi d\psi \\
&= \frac{n-2}{2|S^{n-3}|} \int_0^\pi \int_{S^{n-2}} R f(((\sin \phi)\omega, \cos \phi), 0) |\cos \phi| (\sin \phi)^{n-2} d\omega d\phi \\
&= \frac{n-2}{2|S^{n-3}|} \int_{S^{n-1}} R f(\sigma, 0) |\sigma \cdot e_n| d\sigma.
\end{aligned}$$

Finally, application of the formula (15) and $\Gamma(z+1) = z\Gamma(z)$ gives the result. \square

7 Remarks

In order not to distract from the main point, the source intensity distribution function f is assumed to be of the Schwartz class, $\mathcal{S}(\mathbb{R}^n)$. In fact, the cone transform of f is well-defined even when we assume integrability of f on each cone. The formulas obtained here can be extended by continuity to much larger function spaces. For instance, for the inversion formula (13) to hold, it is sufficient that the function Cf is $(n-1)$ -times differentiable with respect to u , and to this end it suffices to assume the function f be $(n-1)$ -times differentiable. As a condition of decaying, assuming that $f(x) = \mathcal{O}(|x|^{-N})$ for some $N > n$, is sufficient.

8 Acknowledgements

The author expresses sincere gratitude to P. Kuchment for helpful comments and discussions. The author also thanks B. Rubin for information and references. This work was partially supported by the NSF DMS grant 1211463.

References

- [1] Allmaras M, Darrow D P, Hristova Y, Kanschat G and Kuchment P 2013 Detecting small low emission radiating sources *Inverse Problems Imaging* **7** 47-79
- [2] Basko R, Zeng G L and Gullberg G T 1998 Application of spherical harmonics to image reconstruction for the Compton camera *Phys. Med. Biol.* **43** 887-894
- [3] Cree M J and Bones P J 1994 Towards direct reconstruction from a gamma camera based on Compton scattering *IEEE Trans. Med. Imaging* **13** 398-409
- [4] Everett D B, Fleming J S, Todd R W and Nightingale J M 1977 Gamma-radiation Imaging System Based on the Compton Effect *Proc. IEE* **124** 995-1000
- [5] Florescu L, Markel V A and Schotland J C 2001 Inversion formulas for the brokenray Radon transform *Inverse Problems* **27** 025002
- [6] Gardner R J 2006 *Geometric Tomography* (Encyclopedia of Mathematics and its Applications) (New York: Cambridge University Press)
- [7] Gouia-Zarrad R and Ambartsoumian G 2014 Exact inversion of the conical Radon transform with a fixed opening angle *Inverse Problems* **30** 045007
- [8] Gouia-Zarrad R 2014 Analytical Reconstruction Formula for n -dimensional Conical Radon Transform *Comp. and Math. with Appl.* **68** 1016-1023
- [9] Haltmeier M 2014 Exact Reconstruction Formulas for a Radon Transform over Cones *Inverse Problems* **30** 035001
- [10] Helgason S 2011 *Integral Geometry and Radon Transforms* (Berlin:Springer)
- [11] Hristova Y 2010 Mathematical Problems of Thermoacoustic and Compton Camera Imaging *Dissertation* Texas A&M University

- [12] Jung C and Moon S 2015 Inversion formulas for cone transforms arising in application of Compton cameras *Inverse Problems* **31** 015006
- [13] Kuchment P 2013 *The Radon Transform and Medical Imaging* (Philadelphia: Society for Industrial and Applied Mathematics)
- [14] Maxim V, Frandes M and Prost R 2009 Analytical inversion of the Compton transform using the full set of available projections *Inverse Problems* **25** 095001
- [15] Maxim V 2014 Redundancy and Inversion of the Compton Transform *IEEE Trans. Image Processing* **23** 332-341
- [16] Moon S 2015 On the determination of a function from its cone transform with fixed central axis arXiv:1503.07616
- [17] Morvidone M, Nguyen M K, Truong T T, and Zaidi H 2010 On the V-line radon transform and its imaging applications *Int. J. Biomed. Imaging* 208179
- [18] Muller C 1966 *Spherical Harmonics* (Lecture Notes in Mathematics 17) (Berlin:Springer)
- [19] Natterer F 2001 *The Mathematics of Computerized Tomography* (Classics in Applied Mathematics) (Philadelphia: Society for Industrial and Applied Mathematics)
- [20] Nguyen M K, Truong T T and Grangeat P 2005 Radon transforms on a class of cones with fixed axis direction *J. Phys. A: Math. Gen.* **38** 8003-8015
- [21] Rubin B 1998 Inversion of Fractional Integrals Related to the Spherical Radon Transform *J. Func. Anal.* **157** 470-487
- [22] Singh M 1983 An electronically collimated gamma camera for single photon emission computed tomography Part I: Theoretical considerations and design criteria *Med. Phys.* **10** 421-427
- [23] Smith B 2005 Reconstruction methods and completeness conditions for two Compton data models *J. Opt. Soc. Am. A* **22** 445-459

- [24] Szego G 1939 *Orthogonal Polynomials* (Colloquium Publications) (New York:American Mathematical Society)