

The gamma-ray and neutrino sky: a consistent picture of Fermi-LAT, H.E.S.S., Milagro, and IceCube results

Daniele Gaggero,^{1,*} Dario Grasso,^{2,†} Antonio Marinelli,^{2,‡} Alfredo Urbano,^{1,§} and Mauro Valli^{1,¶}

¹*SISSA and INFN, via Bonomea 265, I-34136 Trieste, Italy*

²*INFN and Dipartimento di Fisica “E. Fermi”, Pisa University, Largo B. Pontecorvo 3, I-56127 Pisa, Italy*

In this Letter we propose a novel interpretation of the anomalous TeV gamma-ray diffuse emission observed by Milagro in the inner Galactic plane consistent with the signal reported by H.E.S.S. in the Galactic ridge; remarkably, our picture also accounts for a relevant portion of the neutrino flux measured by IceCube. Our scenario is based on a recently proposed phenomenological model characterized by radially-dependent cosmic-ray (CR) transport properties. Designed to reproduce both Fermi-LAT gamma-ray data and local CR observables, this model offers for the first time a self-consistent picture of both the GeV and the TeV sky.

At the end of 2013 the IceCube collaboration announced the detection of 28 neutrinos of extraterrestrial origin in the 30 TeV - 1 PeV energy range [1, 2]. Last year 9 more events were reported, with the highest energy $\simeq 2$ PeV, reinforcing the evidence of an excess with respect to the atmospheric background up to 5.7σ [3]. The inferred flavor composition is compatible with a mixture of electronic, muonic and tauonic neutrino in equal amounts as expected if their origin were astrophysical [4, 5]. A recent analysis [6] allowed the IceCube collaboration to lower the energy threshold and to measure the diffuse neutrino spectrum to be $\Phi_\nu = 2.06^{+0.4}_{-0.3} \times 10^{-18} (E_\nu/10^5 \text{ GeV})^{-2.46 \pm 0.12} \text{ GeV}^{-1} \text{ cm}^{-2} \text{ sr}^{-1} \text{ s}^{-1}$ for $25 \text{ TeV} < E_\nu < 1.4 \text{ PeV}$. These impressive results opened the era of high-energy neutrino astronomy. Although the origin of this radiation is still unclear, some useful considerations are possible: 1) The spectrum measured by IceCube is significantly softer than expected from most extragalactic high-energy sources (e.g. AGNs or γ -ray bursts) [7, 8]; 2) the majority of the events are downward-going; 3) some of them are concentrated near the Galactic Center (GC) and Galactic Plane (GP) regions. These evidences suggest a Galactic origin for a significant fraction of the flux. The Galaxy is known to be a guaranteed source of a neutrino emission up to a fraction of PeV energies at least [9]. A seizable flux may either come from freshly accelerated CRs undergoing hadronic scattering with gas clumps near the sources, or originate from the hadronic interactions between the Galactic CR sea and the diffuse interstellar gas. Both scenarios, however, are in tension with IceCube results. In the first case, Fermi-LAT data provide a severe upper limit on the corresponding γ -ray emission [10]. Moreover, no evidence of neutrino emission from point-like sources was found in four years of IceCube data [11]. In the second case, if the local CR spectrum is assumed to be representative of the entire Galactic population, the computed spectrum should be much lower and softer than that measured by IceCube [12, 13] (although an unrealistically high gas density may fix the normalization: see [14]). This conclusion does not change significantly if one

adopts a more realistic CR spatial distribution accounting for the increasing number of astrophysical sources towards the Galactic Center (GC) [15] and if, as assumed in those papers, the same CR transport properties hold in whole Galaxy. However, it is conceivable that CR transport – due to a stronger star forming activity and peculiar magnetic field strength/geometry – behaves differently in the inner Galactic region: indeed, several anomalies observed in the γ -ray diffuse emission support this view. We start noticing that *conventional models*, in which the Galactic CR distribution is normalized to the locally observed one, and the same source spectrum and diffusion properties are assumed in the whole Galaxy, cannot explain the large γ -ray flux measured by the Milagro observatory from the inner GP region ($|b| < 2^\circ$, $30^\circ < l < 65^\circ$) at 15 TeV median energy [16, 17]. An *optimized* model was proposed to account for the EGRET GeV excess [18], and came out to reproduce Milagro result as well, but was subsequently excluded by Fermi-LAT [19]. In fig. 1 we show how a representative conventional model (labeled KRA no hard.), with similar spectral properties as the Fermi benchmark model shown in [20], largely underpredicts the Milagro result. This problem is common to all the models of this kind and still holds assuming that the spectral hardening found by PAMELA in the CR proton and Helium spectra above $\sim 230 \text{ GeV/n}$ [21] (see below) is present in the whole Galaxy (KRA model in fig. 1). Therefore, the Milagro excess is still an open issue for Galactic CR physics, and indeed its possible relevance for high-energy neutrino physics has often been pointed out (see e.g. [22, 23]). Another intriguing discrepancy was found between the predictions of conventional models and high-energy γ -ray H.E.S.S. data for the Galactic ridge region ($|l| < 0.8^\circ$, $|b| < 0.3^\circ$) [28]. The diffuse spectrum measured by H.E.S.S. for $0.3 \lesssim E \lesssim 10 \text{ TeV}$ in that region is well described by a power law with index $2.29 \pm 0.07 \pm 0.20$. This is significantly harder than expected from π_0 -decay if a CR spectral shape identical to that found in the solar neighborhood is assumed in the GC region. In fact, in fig. 2 we show as a benchmark conventional model (KRA no hard.) cannot consistently re-

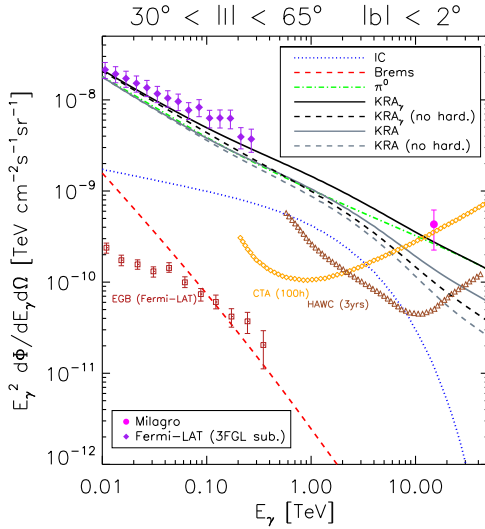


FIG. 1. The diffuse emission γ -ray spectrum from the inner Galactic plane ($|b| < 2^\circ$, $30^\circ < l < 65^\circ$) computed for the reference models considered in this Letter is compared with Fermi-LAT and Milagro data. The Milagro differential flux reported here is 17% lower respect to the flux reported in 2008 [24] due to the assumption of a spectral index of 2.4 instead of 2.7 [25]. The expected sensitivity of HAWC [26] and CTA [27] are reported. The spectral components are shown for the KRA_γ model only.

produce Fermi-LAT and H.E.S.S. data even assuming the PAMELA hardening in the CR primary spectra (KRA). While in [28] the authors suggest such discrepancy to be originated by the proximity between the dense molecular gas with a CR source in that region, no compelling evidence supporting that interpretation has been provided yet. Recently, an even more serious anomaly was found at lower energy in the diffuse γ -ray spectrum measured by Fermi-LAT [20]: the conventional models tuned to reproduce the diffuse γ -ray over most of the sky systematically underestimate the measured flux in the inner GP region above few GeV. An alternative phenomenological scenario was proposed to account for those results allowing a radial dependence for both the rigidity scaling index δ of the diffusion coefficient and the convective wind. Since the model assumes δ increasing with R , it predicts a hardening of CR propagated spectrum, hence of the γ -ray emission, in the inner Galaxy [29] (see also [30] where a different model assuming a hard CR spectrum in the inner Galaxy was proposed). It was shown that – within this approach – the observed γ -ray spectra at both low and mid Galactic latitudes, including the Galactic center, are reproduced without spoiling any local CR observable.

In this Letter we show that all those anomalies may actually share a common solution: the very same model proposed in [29] predicts a γ -ray emission from the inner GP region in agreement with that measured by Milagro and – although not critical for the validation of

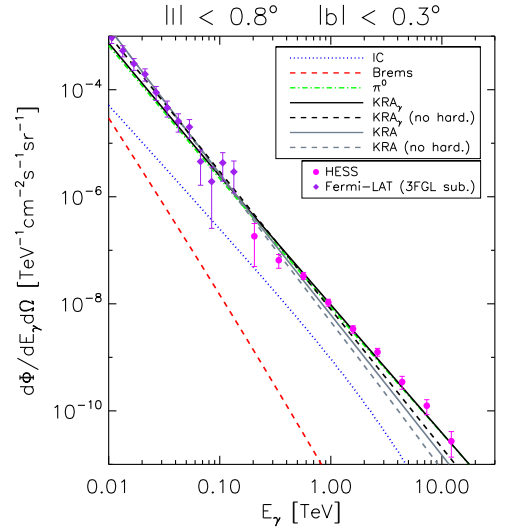


FIG. 2. The computed γ -ray diffuse emission from the Galactic ridge region is compared with Fermi-LAT and H.E.S.S. data. For each model the spectrum normalization has been varied to minimize the χ^2 against the data. The spectral components are shown for the KRA_γ model only. Fermi-LAT: 5 years of data, within the event class **ULTRACLEAN** according to Fermi tools **v9r32p5** as described in [31]. The point sources taken from the four-year Point Source Catalogue (3FGL) [32] were subtracted from the data.

that model and for our main results – it allows to consistently reproduce Fermi-LAT and H.E.S.S. observed spectra from the Galactic ridge region. Since above few TeV the emission is dominated by hadron scattering, we are then motivated to compute in the same framework the related high-energy neutrino diffuse emission of the Galaxy and eventually compare our predictions against the last IceCube release.

The model: Following [29], we assume that the diffusion scaling δ defined by $D(\rho) \propto (\rho/\rho_0)^\delta$ has the Galactocentric radial dependence $\delta(R) = AR + B$ where $A = 0.035 \text{ kpc}^{-1}$ and $B = 0.21$ so that $\delta(R_\odot) = 0.5$. The model also includes a convective wind for $R < 6.5 \text{ kpc}$ with velocity $V_C(z)\hat{z}$ (z is the distance from the GP) vanishing at $z = 0$ and growing as $dV_C/dz = 100 \text{ km s}^{-1} \text{ kpc}^{-1}$. Concerning the vertical dependence of the diffusion coefficient we assume $D(z) \propto \exp(z/z_t)$. Similarly to what done in [29] here we assume $z_t = 4 \text{ kpc}$ for all values of R (we checked that our results do not change significantly considering larger values of z_t). We implement the model with **DRAGON**, a numerical code designed to compute the propagation of all CR species allowing position-dependent diffusion [33, 34]. The model parameters were tuned to reproduce the slope and angular distribution of the diffuse γ -ray emission of the Galaxy measured by Fermi-LAT without spoiling the main local CR observables: proton, antiproton and Helium spectra, B/C and $^{10}\text{Be}/^9\text{Be}$ ratios. Concerning the p and

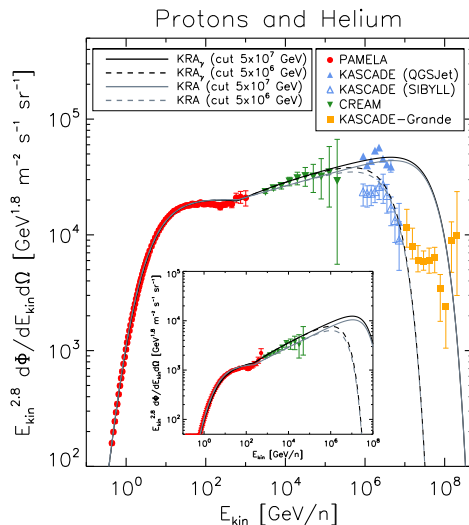


FIG. 3. The computed proton and Helium (in the insert) spectra at the solar circle are compared with a representative set of experimental data. All spectra account for solar modulation with a potential $\Phi = 0.5$ GV.

He spectral hardening inferred from PAMELA [35] and CREAM [36] data above ~ 230 GeV/n, we consider two cases. 1) *Local*: it is originated by nearby supernova remnants (see e.g. [37]); since this is a stochastic effect and average out on large scales it should not introduce any feature in the Galactic CR population. 2) *Global*: it may be originated by a spectral feature in the rigidity dependence of all CR source spectra or the diffusion coefficient (here we only consider the former possibility as both scenarios should have the same effect on the γ -ray diffuse emission). In both cases we assume that above 250 GeV/n the CR source spectra extend steadily up to an exponential cutoff varying in the range $5 < E_{\text{cut}}/Z < 50$ PeV to roughly agree with KASCADE [38] and KASCADE-Grande data [39] (see fig. 3).

The γ -ray spectrum: As shown in [29], the KRA_γ setup – both in its *local* (KRA_γ no hard.) and *global* realizations – provides a good fit of the γ -ray diffuse emission measured by Fermi-LAT all over the sky, in particular towards the inner GP region. Here we extend that computation above the TeV to test its predictions against Milagro and H.E.S.S. results. Similarly to [29], we compute the hadronic emission integrating the expression of the γ -ray emissivity given in [40] along the line-of-sight using **GammaSky** (a dedicated code used in [42–44] to simulate diffuse γ -ray maps). That expression accounts for the energy dependence of the pp inelastic cross section (significant above the TeV). For the interstellar gas components we use the distributions taken from the latest public version of the **GALPROP** package [20, 41]. Since that Galactic gas model may not be sufficiently accurate in the Galactic ridge (within the central 200 pc of

the Milky Way), we allow the spectrum normalization to vary so to minimize the χ^2 against the Fermi-LAT and H.E.S.S. data in that region. The required correction factor is 0.3 for the KRA_γ model and closer to unity in the other cases. We disregard γ -ray opacity due to the interstellar radiation field as it is negligible up to few tens of TeV [45].

Our results are shown in figs. 1 and 2. As mentioned in the above, a representative conventional model (KRA), with the same main properties of the KRA_γ model at the solar circle, can not match Milagro and H.E.S.S. data. While the presence of hardening in the whole CR Galactic population clearly enhances the γ -ray flux above few hundred GeV, this is not enough to account for the flux measured by Milagro from the inner GP at 15 TeV. Also in the Galactic ridge case, a combined fit of Fermi-LAT data above 10 GeV and H.E.S.S. data is unsatisfactory for the KRA hard model since its reduced χ^2 is 3.99 (2.92) without (with) hardening.

The KRA_γ setup, instead, is more successful – especially if, as done in [29], the global hardening is assumed. The reader can see from fig. 1 as, in that case, the model consistently agrees with Fermi-LAT data below 100 GeV as well as with the flux measured by Milagro, while it fails if no hardening is assumed. This is a remarkable result by itself since: 1) it confirms the validity of the KRA_γ model in a higher energy regime; 2) it provides the first consistent interpretation of Milagro and Fermi-LAT results, and 3) it reinforces the arguments in favor of a non-local origin of the hardening in the CR spectra above 250 GeV. Exploring a region not covered by Milagro the H.E.S.S. observation of the Galactic ridge offer a further – although not critical due to the rather extreme conditions in the GC region – test of our model. Interestingly, also for that region the model provides a good fit of Fermi-LAT and H.E.S.S. results (see fig. 2): The related reduced χ^2 is 1.79 (2.27) with (without) hardening. Therefore the presence of the CR hardening seems to be required also in the most inner region of the Galaxy.

The full-sky neutrino emission: As evident from our previous results the hadronic emission above the TeV computed with the KRA_γ model is significantly stronger than that computed with conventional models. This has relevant consequences for the neutrino emission of the Galaxy. We computed the ν_e and ν_μ production spectra similarly to what done for γ -rays. For both flavors we used the emissivities provided in [40], well tuned on accelerator and CR data, for projectile energies below ~ 500 TeV, while we adopted the ones provided in [46], above that range. We then accounted for neutrino oscillations which redistribute the composition almost equally among all the three flavors (see e.g. [47]). We only consider proton and helium CRs/gas – as done for γ -rays – since heavier nuclear species give a negligible contribution in the energy range we consider (see [48]).

Our main result is reported in fig. 4 where we repre-

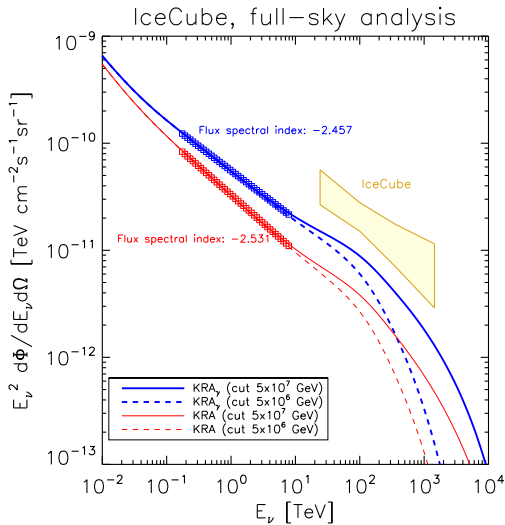


FIG. 4. The full-sky neutrino spectrum computed for the KRA_γ and KRA models (both with global CR hardening) and two choices of the CR high-energy cutoff is compared with IceCube result [6].

sent the total neutrino spectrum (all flavors, including antiparticles) computed for the KRA_γ and KRA models, with global CR hardening, and compare it to the IceCube result. We notice that the KRA setup underpredicts the flux measured by IceCube by almost an order of magnitude. On the other hand, the KRA_γ predicts a significantly larger flux. For that setup the neutrino spectrum follows a power law with index $\simeq -2.45$ up to 10 TeV where it slightly hardens due to the growing pp inelastic cross section. The high-energy tail of the spectrum depends on the position of the CR source spectrum cutoff E_{cut}/Z . Here we consider two reference values $E_{\text{cut}} = 5, 50$ PeV roughly bracketing KASCADE and KASCADE-Grande data (see fig. 3). We notice, however, that the lowest choice can not account for the PeV IceCube events (the maximal neutrino energy is roughly 1/20 of that of its primary nucleon), two of them coming from the GP region. Instead, the highest value of E_{cut} , compatible with these events, is also compatible with models in which the ankle of the CR spectrum marks the Galactic to extragalactic transition [9]. Remarkably, in that case the KRA_γ predicts a neutrino spectral index in agreement with the experimental result in the IceCube energy window. With the highest E_{cut} the computed flux is only a factor of two smaller than that required to account for the whole signal measured by IceCube. Since the Galactic emission is more pronounced along the GP, such a deficit might be actually required to leave room to a more isotropic component possibly explaining some of the events detected outside the GP region. Concerning the isotropy, we also notice that – similarly to γ -rays (see fig. 2 in [29]) – a large fraction of the full-sky Galactic

neutrino flux comes from a relatively close region where emitting gas clouds are distributed almost isotropically around us. A more detailed study of the expected event distribution will be presented in a forthcoming paper. A possible origin of the emission required to fill the gap between our results and IceCube data might arise by the interaction of CR escaping from the Milky Way with a gas halo extending almost isotropically up to ~ 100 kpc from the GC with a total mass $\sim 10^{11} M_\odot$ [23]. The presence of such gas halo has been proposed as a possible solution of the *missing baryon problem* and recently supported by X-ray observations (see e.g. [49]). We used DRAGON to estimate the CR distribution up to ~ 100 kpc and computed the neutrino emission produced by its interaction with the halo gas distribution given in eq. 1 of [49]. We found that emission to be negligible (at the $\%$ level) respect to that computed in the above. Therefore, we conclude that the *missing neutrino emission* must have an extragalactic origin.

Neutrino event estimation: Setting a threshold energy at 25 TeV, with a cosmic-ray source cutoff $E_{\text{cut}} = 50$ PeV we obtain an expected event rate representing 40% of the complete sample of 37 events reported, well above the expected rate of atmospheric muons and atmospheric neutrinos after the veto conditions imposed by the IceCube collaboration. On the other hand, considering a threshold energy of 60 TeV the expected event rate is about 30% of the corresponding measured sample of 20 events. Decreasing the E_{cut} to 5 PeV the expected event rates decrease at 20% and 10% of the measured IceCube samples. This result can be partially confirmed for the southern hemisphere emission by ANTARES [50] experiment selecting a low energy sample of events (< 60 TeV) and smaller portion of the sky, and accurately verified when IceCube and the incoming KM3NeT [51] obtain a large catalog of astrophysical neutrino events.

Discussion and conclusions: In this Letter we interpreted the TeV γ -ray signal reported by Milagro and H.E.S.S. in the inner Galactic plane and ridge regions respectively, and provided a consistent explanation for a significant fraction of the IceCube neutrino flux. Our interpretation is based on a diffusion model in which the diffusion coefficient scaling δ is allowed to vary with the Galactocentric radius, and the injection slope at high energy is tuned on the most recent CR data; this model was designed to reproduce the Fermi-LAT data without spoiling local CR observables. A physical interpretation of such a model most likely requires either to abandon the isotropic diffusion scenario generally adopted to treat CR propagation, or to consider different turbulence regimes in different regions of the Galaxy: a quantitative modeling of those phenomena is far beyond the scope of our phenomenological work. Forthcoming γ -ray observatories such as HAWC and CTA will have the potentiality to test the picture we propose.

Acknowledgments: We are indebted to Carmelo Evoli,

Piero Ullio, Francesco De Paolis, Andrii Neronov, and Petra Huentemeyer for many inspiring discussions and useful advice.

D. Gaggero acknowledges the SFB 676 research fellowship from the University of Hamburg as well as the hospitality of DESY. A.M. acknowledges the Galilei research fellowship of Pisa University. The work of A.U. is supported by the ERC Advanced Grant n° 267985, “Electroweak Symmetry Breaking, Flavour and Dark Matter: One Solution for Three Mysteries” (DaMeSyFla).

* daniele.gaggero@sissa.it

† dario.grasso@pi.infn.it

‡ antonio.marinelli@pi.infn.it

§ alfredo.urbano@sissa.it

¶ mauro.valli@sissa.it

- [1] M. Aartsen *et al.* (IceCube Collaboration), *Phys.Rev.Lett.* **111**, 021103 (2013), arXiv:1304.5356 [astro-ph.HE].
- [2] M. Aartsen *et al.* (IceCube), *Science* **342**, 1242856 (2013), arXiv:1311.5238 [astro-ph.HE].
- [3] M. Aartsen *et al.* (IceCube Collaboration), *Phys.Rev.Lett.* **113**, 101101 (2014), arXiv:1405.5303 [astro-ph.HE].
- [4] M. Aartsen *et al.* (IceCube Collaboration), (2015), arXiv:1502.03376 [astro-ph.HE].
- [5] A. Palladino, G. Pagliaroli, F. Villante, and F. Vissani, (2015), arXiv:1502.02923 [astro-ph.HE].
- [6] M. Aartsen *et al.* (IceCube Collaboration), *Phys.Rev.* **D91**, 022001 (2015), arXiv:1410.1749 [astro-ph.HE].
- [7] K. Mannheim, R. Protheroe, and J. P. Rachen, *Phys.Rev.* **D63**, 023003 (2001), arXiv:astro-ph/9812398 [astro-ph].
- [8] E. Waxman and J. N. Bahcall, *Phys.Rev.Lett.* **78**, 2292 (1997), arXiv:astro-ph/9701231 [astro-ph].
- [9] L. A. Anchordoqui, H. Goldberg, M. H. Lynch, A. V. Olinto, T. C. Paul, *et al.*, *Phys.Rev.* **D89**, 083003 (2014), arXiv:1306.5021 [astro-ph.HE].
- [10] C. Tchernin, J. Aguilar, A. Neronov, and T. Montaruli, *Astron.Astrophys.* **560**, A67 (2013), arXiv:1305.4113 [astro-ph.HE].
- [11] M. Aartsen *et al.* (IceCube Collaboration), (2014), 10.1088/0004-637X/796/2/109, arXiv:1406.6757 [astro-ph.HE].
- [12] F. Stecker, *Astrophys.J.* **228**, 919 (1979).
- [13] V. Berezhinsky, T. Gaisser, F. Halzen, and T. Stanev, *Astropart.Phys.* **1**, 281 (1993).
- [14] J. C. Joshi, W. Winter, and N. Gupta, *Monthly Notices of the Royal Astronomical Society* **439**, 3414 (2014), arXiv:1310.5123 [astro-ph.HE].
- [15] C. Evoli, D. Grasso, and L. Maccione, *JCAP* **0706**, 003 (2007), arXiv:astro-ph/0701856 [astro-ph].
- [16] T. Prodanović, B. D. Fields, and J. F. Beacom, *Astroparticle Physics* **27**, 10 (2007), astro-ph/0603618.
- [17] A. Abdo, B. Allen, T. Aune, D. Berley, E. Blaufuss, *et al.*, *Astrophys.J.* **688**, 1078 (2008), arXiv:0805.0417 [astro-ph].
- [18] A. W. Strong, I. V. Moskalenko, and O. Reimer, *Astrophys.J.* **613**, 962 (2004), arXiv:astro-ph/0406254 [astro-ph].
- [19] A. Abdo *et al.* (Fermi LAT Collaboration), *Phys.Rev.Lett.* **103**, 251101 (2009), arXiv:0912.0973 [astro-ph.HE].
- [20] M. Ackermann *et al.* (Fermi-LAT), *Astrophys.J.* **750**, 3 (2012), arXiv:1202.4039 [astro-ph.HE].
- [21] O. Adriani, G. Bazilevskaya, G. Barbarino, R. Bellotti, M. Boezio, *et al.*, *JETP Lett.* **96**, 621 (2013).
- [22] S. Gabici, A. Taylor, R. White, S. Casanova, and F. Aharonian, *Astropart.Phys.* **30**, 180 (2008), arXiv:0806.2459 [astro-ph].
- [23] A. M. Taylor, S. Gabici, and F. Aharonian, *Phys.Rev.* **D89**, 103003 (2014), arXiv:1403.3206 [astro-ph.HE].
- [24] A. A. Abdo *et al.*, *The Astrophysical Journal* **688**, 1078 (2008), 0805.0417.
- [25] P. Huentemeyer, private communication (2015).
- [26] A. U. Abeysekara *et al.*, *Astroparticle Physics* **50**, 26 (2013), arXiv:1306.5800 [astro-ph.HE].
- [27] M. Actis, G. Agnetta, F. Aharonian, A. Akhperjanian, J. Aleksić, E. Aliu, D. Allan, I. Allekotte, F. Antico, L. A. Antonelli, and *et al.*, *Experimental Astronomy* **32**, 193 (2011), arXiv:1008.3703 [astro-ph.IM].
- [28] F. Aharonian *et al.* (HESS Collaboration), *Nature* **439**, 695 (2006), arXiv:astro-ph/0603021 [astro-ph].
- [29] D. Gaggero, A. Urbano, M. Valli, and P. Ullio, (2014), to appear in *Phys.Rev. D*, arXiv:1411.7623 [astro-ph.HE].
- [30] A. Neronov and D. Semikoz, *ArXiv e-prints* (2014), arXiv:1412.1690 [astro-ph.HE].
- [31] W.-C. Huang, A. Urbano, and W. Xue, *ArXiv e-prints* (2013), arXiv:1307.6862 [hep-ph].
- [32] The Fermi-LAT Collaboration, *ArXiv e-prints* (2015), arXiv:1501.02003 [astro-ph.HE].
- [33] C. Evoli, D. Gaggero, D. Grasso, and L. Maccione, *JCAP* **0810**, 018 (2008), arXiv:0807.4730 [astro-ph].
- [34] “DRAGON code,” <http://www.dragonproject.org/>.
- [35] O. Adriani *et al.* (PAMELA Collaboration), *Science* **332**, 69 (2011), arXiv:1103.4055 [astro-ph.HE].
- [36] H. Ahn, P. Allison, M. Bagliesi, J. Beatty, G. Bigongiari, *et al.*, *Astrophys.J.* **714**, L89 (2010), arXiv:1004.1123 [astro-ph.HE].
- [37] S. Thoudam and J. R. Hörandel, *MNRAS* **435**, 2532 (2013), arXiv:1304.1400 [astro-ph.HE].
- [38] T. Antoni *et al.*, *Astroparticle Physics* **24**, 1 (2005), astro-ph/0505413.
- [39] W. e. a. Apel, *Astropart.Phys.* **47**, 54 (2013), arXiv:1306.6283 [astro-ph.HE].
- [40] T. Kamae, N. Karlsson, T. Mizuno, T. Abe, and T. Koi, *The Astrophysical Journal* **647**, 692 (2006), astro-ph/0605581.
- [41] “The galprop code for cosmic-ray transport and diffuse emission production,” <http://galprop.stanford.edu/>.
- [42] C. Evoli, D. Gaggero, D. Grasso, and L. Maccione, *Physical Review Letters* **108**, 211102 (2012), arXiv:1203.0570 [astro-ph.HE].
- [43] M. Tavakoli, I. Cholis, C. Evoli, and P. Ullio, *ArXiv e-prints* (2011), arXiv:1110.5922 [astro-ph.HE].
- [44] M. Cirelli, D. Gaggero, G. Giesen, M. Taoso, and A. Urbano, *ArXiv e-prints* (2014), arXiv:1407.2173 [hep-ph].
- [45] M. Ahlers and K. Murase, *Phys.Rev.* **D90**, 023010 (2014), arXiv:1309.4077 [astro-ph.HE].
- [46] S. Kelner, F. A. Aharonian, and V. Bugayov, *Phys.Rev.* **D74**, 034018 (2006), arXiv:astro-ph/0606058 [astro-ph].
- [47] V. Cavasinni, D. Grasso, and L. Maccione, *Astropart.Phys.* **26**, 41 (2006), arXiv:astro-ph/0604004 [astro-ph].

- [48] M. Kachelriess and S. Ostapchenko, Phys.Rev. **D90**, 083002 (2014), arXiv:1405.3797 [astro-ph.HE].
- [49] T. Fang, J. S. Bullock, and M. Boylan-Kolchin, Astrophys.J. **762**, 20 (2013), arXiv:1211.0758 [astro-ph.CO].
- [50] J. A. Aguilar *et al.*, Physics Letters B **696**, 16 (2011), arXiv:1011.3772 [astro-ph.HE].
- [51] KM3NeT Collaboration, S. Adrián-Martínez, M. Ageron, J. A. Aguilar, F. Aharonian, S. Aiello, A. Albert, M. Alexandri, F. Ameli, E. G. Anassontzis, and et al., Astroparticle Physics **42**, 7 (2013), arXiv:1208.1226 [astro-ph.HE].