

Spin-Supercurrent and Phase-Tunable Triplet Cooper Pairs via Magnetic Insulators

Ingvild Gomperud and Jacob Linder

Department of Physics, Norwegian University of Science and Technology, N-7491 Trondheim, Norway

(Dated: August 4, 2022)

We demonstrate theoretically that a dissipationless spin-current can flow a long distance through a diffusive normal metal by using superconductors interfaced with magnetic insulators. The magnitude of this spin-supercurrent is controlled via the magnetization orientation of the magnetic insulators. The spin-supercurrent obtained in this way is conserved in the normal metal just like the charge-current and interestingly has a term which is independent of the superconducting phase difference. The quantum state of the system can be switched between 0 and π by reversing the insulators from a parallel to antiparallel configuration with an external field. We show that the spin-current is carried through the normal metal by superconducting triplet (odd-frequency) correlations and that the superconducting phase difference can be used to enhance these, leaving clear spectroscopic fingerprints in the density of states.

INTRODUCTION

Using superconductors as active components in spintronics devices is a research field that has attracted increasing activity in recent years [1]. Such a synergy becomes possible both due to the special behavior of spin-polarized quasiparticles in superconductors, featuring extremely long spin lifetimes [2], and because superconducting Cooper pairs can become spin-polarized [3–5]. This type of Cooper pairs occur not only in superconductors with intrinsic triplet pairing, such as Sr_2RuO_4 [6] and UGe_2 [7], but can in fact be artificially engineered in hybrid structures between conventional superconductors and magnetic materials [8, 9]. For samples with substantial impurity scattering, which is the experimentally most common scenario, these triplet Cooper pairs acquire a special property known as odd-frequency symmetry [10] in order to satisfy the Pauli principle. What this means is while the Cooper pair wavefunction is symmetric under both an exchange of space- and spin-coordinates, it is antisymmetric under an exchange of time-coordinates. This property leads to remarkable features such as gapless superconductivity [11], anomalous Meissner effects [12–15], and the possibility to create spin-supercurrents in ferromagnetic materials [16].

In the context of utilizing superconductors for spintronics purposes, it is the latter property which has earned the triplet Cooper pairs the most attention. It is known that in structures featuring inhomogeneous magnetic order, such as intrinsically textured ferromagnets like Ho [17], or multilayers with several ferromagnets [18], triplet supercurrents can arise even when using conventional s -wave superconductors which feature spinless Cooper pairs. However, spin-currents arising in this way in textured magnetic layers are in general not conserved due to the spatially changing magnetization direction. Moreover, it can be difficult practically to control the magnetization direction of each of the individual layers when using complex structures as in Ref. [18] to create the spin-supercurrent. A large amount of works have studied how triplet supercurrents can arise in various types of structures including both weakly and strongly polarized ferromagnets (see *e.g.* Refs. [19–25]). However, it would be highly desirable to create a spin-supercurrent flowing in a *normal (non-magnetic)*

metal with a minimum amount of magnetic elements required due to the ensuing simplification in how to control the existence, and the properties, of the spin-supercurrent.

Now, it was recently experimentally shown in Ref. [26] that by using magnetic insulators (MI) in a superconducting spin-valve setup, it was possible to control the superconducting critical temperature T_c by changing the relative magnetization configuration from parallel (P) to antiparallel (AP) by application of an external field, causing an essentially infinite magnetoresistance effect. This finding prompted us to pose the question: what happens when magnetic insulators are used in a Josephson junction that has a normal, non-magnetic metal as its weak link? Can this create a spin-polarized dissipationless flow and, if so, can such a spin-supercurrent be controlled externally? We here demonstrate that the presence of magnetic insulators in a Josephson junction offers an interesting way to create a conserved spin-supercurrent in a normal metal (see Fig. 1). This spin-flow is controlled with the relative misalignment angle between the magnetic insulators. A main advantage with this setup, compared to previous proposals using ferromagnets, is that (i) the magnetic configuration is easily tunable since the magnetization of one single very thin (1-2 nm) magnetic insulator needs to be altered and that (ii)

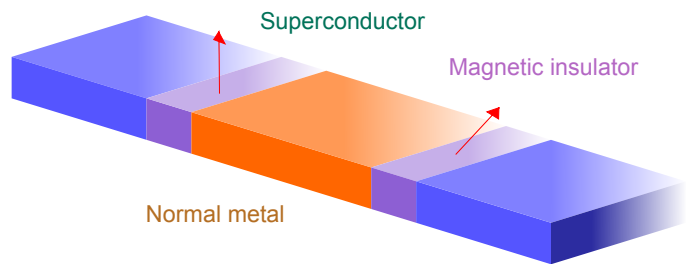


FIG. 1: (Color online) The proposed setup: a Josephson junction with magnetic insulators (MIs) inserted between the superconductors and the normal metal. The magnetic insulators have a magnetization that due to shape anisotropy is expected to be confined to the plane perpendicular to the junction. The magnetic moments of the MIs on the left and right side of the junction, \mathbf{m}_L and \mathbf{m}_R , may be misaligned and an applied superconducting phase difference across the junction drives both a charge and spin supercurrent.

the spin-supercurrent is conserved in the normal metal, unlike what happens in textured ferromagnets.

Moreover, the spin-supercurrent is carried by odd-frequency Cooper pairs which leave a clear spectroscopic fingerprint in the density of states. We show that by tuning the superconducting phase difference θ , one can qualitatively change the nature of the proximity effect from a conventional singlet one to a triplet one *in situ*. We also show that the presence of magnetic insulators not only creates a spin-supercurrent, but that it has important consequences for the quantum phase of the system which undergoes a dynamic $0-\pi$ transition for a single sample by changing from a P to AP configuration for the insulators.

THEORY

We use the quasiclassical theory of superconductivity [27, 28] in the diffusive limit, where the physics is described by the Green's function \check{g} of the system which is an 8×8 matrix in Keldysh-Nambu space. In the absence of non-equilibrium effects, such as applied voltages and temperature-gradients, it is sufficient to consider the retarded part $g^R \equiv g$, which may be parametrized conveniently as follows [29]:

$$g = \begin{pmatrix} \mathcal{N}(1 + \gamma\tilde{\gamma}) & 2\mathcal{N}\gamma \\ -2\tilde{\mathcal{N}}\tilde{\gamma} & -\tilde{\mathcal{N}}(1 + \tilde{\gamma}\gamma) \end{pmatrix}, g^2 = 1. \quad (1)$$

We have defined $\mathcal{N} = (\mathbb{1} - \gamma\tilde{\gamma})^{-1}$ for normalization and the $\tilde{\cdot}$ operation means complex conjugation and reversal of quasiparticle energy. The Riccati-matrices $\{\gamma, \tilde{\gamma}\}$ are 2×2 matrices in spin space and the Green's function g satisfies the Usadel equation [30] in the normal metal

$$D\partial_x(g\partial_x g) + \mathbb{1}[\varepsilon\rho_3, g] = 0. \quad (2)$$

Here, D is the diffusion coefficient of the normal metal, $\rho_3 = \text{diag}(\mathbb{1}, -\mathbb{1})$, and ε is the quasiparticle energy measured relative the Fermi level. In order to account for the magnetic insulators at the interfaces, we use spin-dependent boundary conditions introduced in Ref. [31]. The most important effect of the magnetic insulators is the spin-dependent phase-shifts experienced by quasiparticles scattering at the interface, which are described by a parameter G_ϕ to be defined below. The superconducting regions are described by bulk Green's functions which for the left and right side of the junction are denoted g_L and g_R , where

$$\underline{\gamma}_j = s\mathbb{1}\underline{\sigma}_y/(\mathbb{1} + \mathbb{1}c)e^{i\theta_j}, \quad \tilde{\underline{\gamma}}_j = -s\mathbb{1}\underline{\sigma}_y/(\mathbb{1} + \mathbb{1}c)e^{-i\theta_j}, \quad (3)$$

with $j = \{L, R\}$. The bulk solution is an excellent approximation for low interface transparencies when using large superconducting reservoirs. We have used the second Pauli matrix $\underline{\sigma}_y$, and the superconducting phase difference across the junction is defined as $\theta \equiv \theta_R - \theta_L$. We have introduced

$$s = \sinh \Theta, \quad c = \cosh \Theta, \quad \text{with } \Theta = \text{atanh}(\Delta_0/\varepsilon), \quad (4)$$

where Δ_0 is the magnitude of the superconducting order parameter. The boundary conditions read:

$$\begin{aligned} 2d\zeta_L g\partial_x g &= [g_L, g] + \mathbb{1}G_\phi^L[\mathcal{M}_L, g] \text{ at } x = 0, \\ 2d\zeta_R g\partial_x g &= [g, g_R] - \mathbb{1}G_\phi^R[\mathcal{M}_R, g] \text{ at } x = d, \end{aligned} \quad (5)$$

where $\zeta_j = R_{B,j}/R_N$ is the ratio between the normal-state barrier resistance on side j and the resistance of the normal metal, and $G_\phi^j = -\sum_n d\phi_n/\sum_n T_n$ where T_n is the transmission probability for channel n and $d\phi_n$ are the spin-dependent part of the phase-shifts picked up by particles scattered at the interface. Finally, the matrix \mathcal{M}_j describes the orientation of the magnetic moment of the magnetic insulator on side j , while d is the length of the normal metal. Experimentally, it is likely that the magnetic insulators will have exchange fields lying in the plane perpendicular to the junction due to shape anisotropy. This case, and other configurations, are covered by us setting the left interface to $\mathcal{M}_L = \text{diag}(\underline{\sigma}_z, \underline{\sigma}_z)$ whereas the right interface is allowed to have an arbitrary orientation, i.e. $\mathcal{M}_R = \cos\alpha \text{diag}(\underline{\sigma}_z, \underline{\sigma}_z) + \sin\Phi \sin\alpha \text{diag}(\underline{\sigma}_y, -\underline{\sigma}_y) + \cos\Phi \sin\alpha \text{diag}(\underline{\sigma}_x, \underline{\sigma}_x)$. Here, Φ is the azimuthal angle in the xy -plane and α is the angle between the magnetization and the z -axis. For later use, we define the magnetic moments of the insulators on the left and right side as \mathbf{m}_L and \mathbf{m}_R .

RESULTS

Spin-Supercurrent via Magnetic Insulators

We proceed to discuss how the charge- and spin-supercurrents sustained by the system are influenced by the presence of the ferromagnetic insulators. In the quasiclassical framework, these are given by

$$I_Q = \frac{N_0 e D A}{4} \int_{-\infty}^{\infty} d\varepsilon \text{Tr}\{\rho_3(\check{g}\partial_x \check{g})^K\} \quad (6)$$

and

$$I_S^\nu = \frac{N_0 \hbar D A}{8} \int_{-\infty}^{\infty} d\varepsilon \text{Tr}\{\rho_3 \tau_\nu (\check{g}\partial_x \check{g})^K\} \quad (7)$$

where we have defined the matrices

$$\tau_\nu = \text{diag}(\underline{\sigma}_\nu, \underline{\sigma}_\nu^*), \quad \nu = \{x, y, z\}. \quad (8)$$

Here, N_0 is the density of states at the Fermi-level in the normal-state, e is the electric charge, \hbar is the reduced Planck constant, while A is the interface contact area. For future use, we also define the bulk superconducting coherence length $\xi_S = \sqrt{D/\Delta_0}$. In the weak proximity effect regime, we were able to find a general analytical result for the supercurrents of spin and charge (see Appendix for details). We first briefly consider the charge-supercurrent which reads:

$$I_Q = (I_{Q,0} + I_{Q,1} \cos\alpha G_\phi^L G_\phi^R) \sin\theta, \quad (9)$$

where the coefficients $I_{Q,0}$ and $I_{Q,1}$ are lengthy expressions that depend on junction parameters such as the width d , misalignment angle α , temperature T , and the interface transparencies $\zeta_{L/R}$. The charge-current is found to be independent of which orientation the magnetic moments have in the xy -plane, Φ . We see that the presence of magnetic insulators coupled to the superconductors introduces a $\cos\alpha$ -dependence on the supercurrent, not only tuning its overall magnitude, but also changing the quantum ground-state of the junction from 0 to π when

$$I_{Q,1} \cos \alpha G_\phi^L G_\phi^R = -I_{Q,0}. \quad (10)$$

Thus, $0-\pi$ transitions can now occur even with a normal metal interlayer by changing α , a feature which was also reported in the ballistic limit in Ref. [19]. To demonstrate that this is a robust feature, we have computed the charge supercurrent without any assumption of a weak proximity effect, thus using the full Riccati parametrization. This is shown in Fig. 2(d), where the current changes sign at $\alpha \simeq 0.2\pi$ corresponding to the $0-\pi$ transition.

Interestingly, there exists not only a superflow of charge in the system, *but also of spin*. The polarization occurs in the direction $\mathbf{m}_L \times \mathbf{m}_R$, and so we find that while $I_S^z = 0$, one has:

$$I_S^x = G_\phi^L G_\phi^R \sin \Phi \sin \alpha (I_{S,0} + I_{S,1} \cos \theta). \quad (11)$$

Eq. (11) is one of the main results of this work. It is seen that the spin-supercurrent vanishes if one only has one magnetic insulator, in which case G_ϕ^L or G_ϕ^R is zero. Moreover, it is proportional to $\sin \alpha$, which shows that it is also absent in the P or AP alignment ($\alpha = 0, \pi$). For other angles α , however, it is in general present. The coefficients $\{I_{S,0}, I_{S,1}\}$ are purely real and vanish in the absence of superconductivity ($\Delta = 0$). We find that there exists a very simple and elegant relation between the components of the spin-supercurrent in the xy -plane:

$$\frac{I_S^x}{I_S^y} = -\frac{\sin \Phi}{\cos \Phi}. \quad (12)$$

This spin-supercurrent has several remarkable features: first of all, it is conserved throughout the normal metal just like the charge-current. Secondly, it is long-ranged as it flows through a normal metal without any exchange field. Thirdly, it has one component that is *independent* of the superconducting phase difference θ . The other component goes like $\cos \theta$, meaning that the total spin-supercurrent satisfies $I_S^x(\theta) = I_S^x(-\theta)$. This can be understood physically, since a spin-current is invariant under time-reversal symmetry. The latter operation transforms $\theta \rightarrow (-\theta)$ and causes the charge-supercurrent to change sign. In the Appendix, we give the full expression of the spin-supercurrents including the coefficients and their dependence on the junction parameters. The spin-supercurrent vs. misalignment angle α is shown in Fig. 2(a)-(c) for different junction parameters.

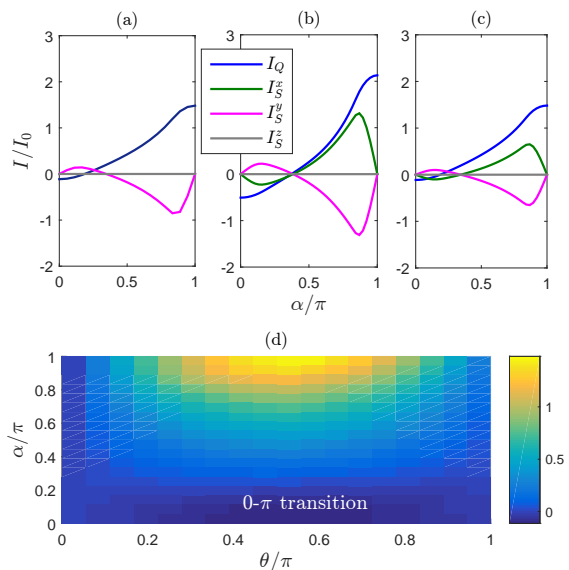


FIG. 2: (Color online) Plot of the spin- and charge-supercurrents in the system. We have used $\xi_S = 30$ nm and the relative temperature $T/T_c = 0.02$. The interface parameters are set to be equal, $G_\phi = 3$ and $\zeta = 2$, and the phase difference is the one supporting the critical current, $\theta = \pi/2$. In (a), we have set $d = 20$ nm, $\Phi = 0$. In (b), we have $d = 5$ nm and $\Phi = \pi/4$. In (c), we set $d = 20$ nm and $\Phi = \pi/4$. As expected, the components of the spin-supercurrents are mirror-images of each other in (b) and (c) due to the choice of magnetic configuration of the insulators, $\Phi = \pi/4$ [see Eq. (12)]. The charge-supercurrent is independent of Φ . As seen, it changes sign when going from $\alpha = 0$ to $\alpha = \pi$, signalling a $0-\pi$ transition. The normalization constant of the charge-current is $I_0 = N_0 e D A / 4$ while for the spin-currents it is $I_0 = N_0 \hbar D A / 8$. The contour plot in the bottom panel (d) is the charge-supercurrent in the θ - α plane using $d = 20$ nm, showing the occurrence of the $0-\pi$ transition around $\alpha \simeq 0.2\pi$.

The properties of this spin-supercurrent are such that it resolves two aforementioned challenges: the spin-current is conserved and it is readily controlled with a weak external field coupling to the magnetic insulators. We underline that our structure, unlike previous works, does not include any ferromagnetic metals. In fact, the experimental technique that we propose to use in our manuscript has recently been demonstrated in Ref. [26]. There, the authors investigated a spin-valve structure consisting of a superconductor flanked by two magnetic insulators of slightly different thicknesses (both of order a few nm). Applying an external magnetic field would then control the magnetization orientation of the thinner of these layers. This indicates that our results are of experimental relevance using currently available techniques.

Phase-tunable Triplet Superconductivity

Besides the appearance of this unusual spin-supercurrent, a Josephson junction with magnetic insulator interfaces offers a unique way to control triplet superconductivity as

we now demonstrate. It has previously been shown that a crossover from pure conventional even-frequency pairing to odd-frequency pairing is made possible via spin-active interfaces in S|FI|N bilayer junctions [33]. The pivotal parameter is the ratio between the spin-dependent phase-shifts and the normal-state tunnel conductance, in our notation G_ϕ , which causes a pure odd-frequency proximity pairing state at the Fermi level ($\varepsilon = 0$) when $G_\phi > 1$ while a pure even-frequency state occurs when $G_\phi < 1$. Experimentally, this is manifested as a large zero-energy peak in the density of states when the odd-frequency triplets dominate. Conversely, a minigap appears in the spectrum for conventional singlet pairing. To observe such an effect, it would be necessary to fabricate several samples with a varying ratio G_ϕ . One way to accomplish this could be to vary the width of the FI interlayer in order to tune the tunneling probability.

Instead, we here show that when spin-active interfaces are incorporated in a Josephson junction geometry, the crossover from even- to odd-frequency pairing can now be controlled by the *superconducting phase difference* θ , which in turn is determined by the current flowing through the system. This offers a new way to induce a triplet proximity effect which can be changed *in situ* within a single sample, simply by varying θ . The crossover is manifested by the qualitative nature of the proximity effect, going from a minigap (conventional singlet proximity effect) to an enhanced low-energy peak (odd-frequency triplet proximity effect). In order to probe how the change in pairing symmetry is manifested experimentally, we here compute the density of states in the normal metal region and its phase-dependence numerically which allows us to relax the assumption of a weak proximity effect. The DoS is obtained from the solution of the Riccati-equations via:

$$N(\varepsilon, \theta) = \text{Re}\{\text{Tr}[\mathcal{N}(\underline{1} + \gamma\hat{\gamma})]\}/2. \quad (13)$$

To make better contact with experimental measurements, we have added a small imaginary part to the quasiparticle energies, $\varepsilon \rightarrow \varepsilon + i\delta$ where $\delta/\Delta_0 \ll 1$, which represents inelastic scattering.

We consider the most general case where each superconducting interface contains a magnetic insulator. The results are shown in Fig. 3, where we have focused on the experimentally most accessible configuration with the insulators in the P state. Three choices of the strength of the spin-active scattering at the interfaces are considered in (a)-(c) with $G_\phi = \{0.55, 1.05, 1.55\}$. It is seen that the nature of the superconducting proximity changes qualitatively due to the presence of the magnetic insulators. It is known that in the absence of magnetic elements ($G_\phi = 0$), a minigap is induced in the normal metal which is largest for $\theta = 0$ and closes at $\theta = \pi$. In Fig. 3(a), the minigap is prominent at small phase-differences θ . However, instead of closing the minigap as θ is driven towards π , the density of states becomes strongly enhanced at low energies. This feature arises due to the odd-frequency symmetry of the triplet Cooper pairs in the normal metal [32, 33]. When the spin-active scattering, taking place at the insulators, becomes stronger in Fig. 3(b) and (c), the

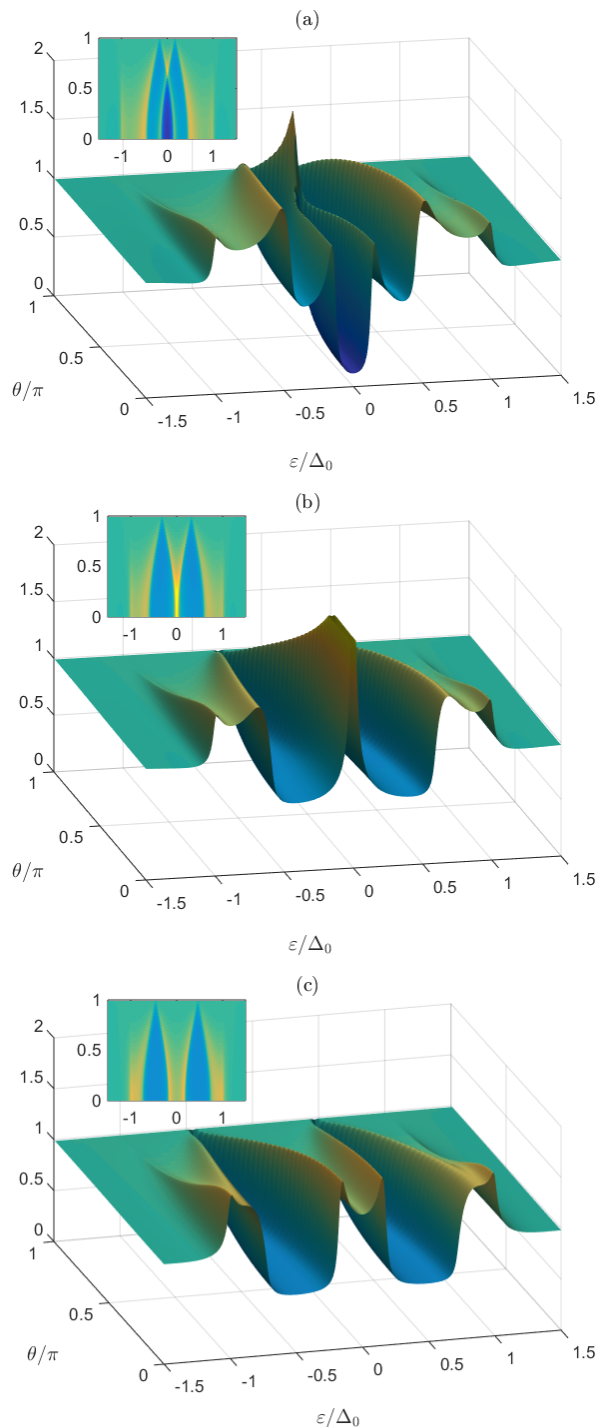


FIG. 3: (Color online) Proximity-induced density of states in the middle of the normal metal region as a function of quasiparticle energy ε and the SC phase difference θ . In all cases, we are considering the P configuration where both magnetic insulators have moments pointing in the z -direction. The strength of the spin-dependent phase-shifts occurring at the interfaces are given by (a) $G_\phi = 0.55$, (b) $G_\phi = 1.05$, and (c) $G_\phi = 1.55$. We have used the parameters $d = 20$ nm, $\xi_S = 30$ nm, and $\zeta = 5$.

minigap has vanished all-together, leaving behind only a clear zero-energy peak in the density of states.

The qualitative change in the density of states (going from fully suppressed to enhanced at low energies) can be seen clearly also when keeping the superconducting phase difference θ fixed and varying the magnetic configuration α . This is shown in Fig. 4: as one changes from a P to AP configuration (going from $\alpha = 0$ to $\alpha = \pi$), the system makes a transition from hosting proximity-induced triplet superconductivity to singlet superconductivity. Our work thus demonstrates a *conversion between singlet and triplet Cooper pairs in a normal metal by tuning either the superconducting phase difference or the configuration of the magnetic insulators*. This has the important advantage that it can be done *in situ*, as opposed to using ferromagnets where *e.g.* several samples with different widths are created to suppress the singlet component relative to the triplet one.

DISCUSSION AND CONCLUDING REMARKS

We here discuss in more detail how our work is related to previous findings. In the proposal by Houzet and Buzdin

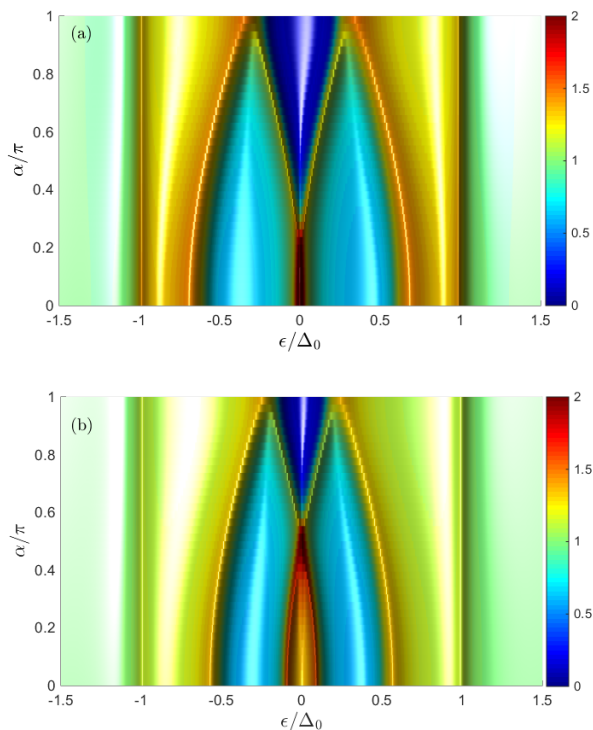


FIG. 4: (Color online) Proximity-induced density of states in the middle of the normal metal as a function of quasiparticle energy ε and the misalignment angle α of the magnetic insulators. In (a), the superconducting phase bias is set to $\theta = 0$, corresponding to zero current-flow. In (b), we have $\theta = \pi/2$, corresponding to the critical current-flow. The other parameters are set to $d = 20$ nm, $\xi_S = 30$ nm, $G_\phi = 1.05$, $\zeta = 5$.

[20], a ferromagnetic trilayer was suggested as the minimal structure that would be able to generate a long-ranged triplet supercurrent. In another work by Grein *et al.* [24], strongly polarized ferromagnets with two spin-active interfaces were considered, thus in some sense being similar to the trilayer system of Ref. [20] with the exception that the spin-bands were now assumed to be completely decoupled in the bulk due to the large exchange field. In this case, a spin-supercurrent was shown to also be generated. Shomali *et al.* [23] studied the spin-current in a Josephson junction with a ferromagnetic metal bilayer and it was realized that a long-ranged supercurrent in ferromagnets could in fact be generated with only two ferromagnets [21], albeit only as a higher-order effect. More precisely, there would be a contribution to a long-ranged triplet supercurrent from the second Josephson harmonic $\sin(2\theta)$. This could make experimental detection difficult, since the magnitude of the second harmonic latter is usually much smaller than the first harmonic, and a very specific fine-tuning of the junction parameters would be required to observe the effect. Spin-supercurrents have also been analyzed in other types of superconducting structures, including magnetic textures such as spirals, and also using intrinsically triplet bulk superconductors [37–40].

In contrast, the spin-supercurrent reported in our work occurs in the first harmonic, i.e. it is not a higher-order effect, meaning that it is present without any fine-tuning of parameters in order to suppress the first harmonics in favor of higher ones. Moreover, it occurs *without use of any ferromagnetic metals*: the spin superflow takes place in a non-magnetic normal metal. There are several different choices for magnetic insulators that can be used in the proposed setup shown in Fig. 1. Previous experiments considering superconducting hybrid structures have utilized magnetic insulators such as EuO [34], EuS [26], and GdN [35]. The particular choice of magnetic insulator also depends on how well it can be grown at the interface between the superconductor and the normal metal. We speculate that suitable material combinations to construct our setup could be Nb, EuO, and Al as the superconductor, magnetic insulator, and normal metal respectively, or alternatively NbN, GdN, and TiN. Concerning the phase-dependent density of states in the normal metal, experimental techniques are available for measuring this quantity as demonstrated in Ref. [36] in a conventional SNS Josephson junction. By integrating the junction in a loop geometry, the superconducting phase θ is then tunable via a minute magnetic flux. Using AFM-spectroscopy, a complete mapping of how the density of states evolves spatially through the junction as a function of θ is possible.

In summary, we have shown that by integrating superconductors with magnetic insulators, one arrives at a unique way to both create and control triplet superconductivity in a well-defined way with the superconducting phase-difference, and to also create a conserved and tunable spin-supercurrent flowing through a normal metal.

Acknowledgments

The authors thank S. Jacobsen, J. A. Ouassou, I. Kulagina, A. Pal, A. di Bernardo, J. Robinson, M. Blamire, and M. Eschrig for many useful discussions. This work was supported by

the "Outstanding Academic Fellows" programme at NTNU and Norwegian Research Council grants no. 205591 and no. 216700.

APPENDIX: DETAILED EXPRESSIONS FOR CHARGE- AND SPIN-SUPERCURRENTS

We here provide comprehensive results for the analytical expressions of the supercurrents of charge and spin supported by the system. In the weak proximity effect, one finds the following completely general expressions:

$$\begin{aligned}
I_Q &= \frac{N_0 e D A}{4} \int_0^\infty d\varepsilon \tanh\left(\frac{\beta\varepsilon}{2}\right) 4\text{Re}\left\{[2f_s \partial_x \tilde{f}_s - 2f_t \partial_x \tilde{f}_t - f_\uparrow \partial_x \tilde{f}_\uparrow - f_\downarrow \partial_x \tilde{f}_\downarrow] - [\tilde{\cdot}\cdot]\right\}, \\
I_S^x &= \frac{N_0 \hbar D A}{8} \int_0^\infty d\varepsilon \tanh\left(\frac{\beta\varepsilon}{2}\right) 4\text{Re}\left\{[-(f_\uparrow + f_\downarrow) \partial_x \tilde{f}_t - f_t \partial_x (\tilde{f}_\uparrow + \tilde{f}_\downarrow)] - [\tilde{\cdot}\cdot]\right\}, \\
I_S^y &= \frac{N_0 \hbar D A}{8} \int_0^\infty d\varepsilon \tanh\left(\frac{\beta\varepsilon}{2}\right) 4\text{Im}\left\{[(f_\uparrow - f_\downarrow) \partial_x \tilde{f}_t - f_t \partial_x (\tilde{f}_\uparrow - \tilde{f}_\downarrow)] + [\tilde{\cdot}\cdot]\right\}, \\
I_S^z &= \frac{N_0 \hbar D A}{8} \int_0^\infty d\varepsilon \tanh\left(\frac{\beta\varepsilon}{2}\right) 4\text{Re}\left\{[-f_\uparrow \partial_x \tilde{f}_\uparrow + f_\downarrow \partial_x \tilde{f}_\downarrow] - [\tilde{\cdot}\cdot]\right\}. \tag{14}
\end{aligned}$$

Above, the notation $(\tilde{\cdot}\cdot)$ means changing the sign of energy and complex conjugate and we defined the inverse temperature $\beta = 1/(k_B T)$. It is seen that the spinless singlet correlations f_s do not contribute to any of the spin-currents. In the special case of a normal metal separating the superconductors, one can work further with the above expressions by inserting the solutions

$$f_m = A_m e^{ikx} + B_m e^{-ikx}, \quad m = \{s, t, \uparrow, \downarrow\}. \tag{15}$$

We then get expressions for the supercurrents which is independent of position:

$$\begin{aligned}
I_Q &= N_0 e D A \int_0^\infty d\varepsilon \tanh\left(\frac{\beta\varepsilon}{2}\right) \Re\left\{2ik[(A_\uparrow \tilde{A}_\uparrow - B_\uparrow \tilde{B}_\uparrow) + 2(A_t \tilde{A}_t - B_t \tilde{B}_t) - 2(A_s \tilde{A}_s - B_s \tilde{B}_s) + (A_\downarrow \tilde{A}_\downarrow - B_\downarrow \tilde{B}_\downarrow)]\right\}, \\
I_S^x &= \frac{N_0 \hbar D A}{2} \int_0^\infty d\varepsilon \tanh\left(\frac{\beta\varepsilon}{2}\right) \Re\left\{2ik[(A_\uparrow + A_\downarrow) \tilde{A}_t - (B_\uparrow + B_\downarrow) \tilde{B}_t + (\tilde{A}_\uparrow + \tilde{A}_\downarrow) A_t - (\tilde{B}_\uparrow + \tilde{B}_\downarrow) B_t]\right\}, \\
I_S^y &= \frac{N_0 \hbar D A}{2} \int_0^\infty d\varepsilon \tanh\left(\frac{\beta\varepsilon}{2}\right) \Re\left\{2k[-(A_\uparrow - A_\downarrow) \tilde{A}_t + (B_\uparrow - B_\downarrow) \tilde{B}_t + (\tilde{A}_\uparrow - \tilde{A}_\downarrow) A_t - (\tilde{B}_\uparrow - \tilde{B}_\downarrow) B_t]\right\}, \\
I_S^z &= \frac{N_0 \hbar D A}{2} \int_0^\infty d\varepsilon \tanh\left(\frac{\beta\varepsilon}{2}\right) \Re\left\{2ik[(A_\uparrow \tilde{A}_\uparrow - B_\uparrow \tilde{B}_\uparrow) - (A_\downarrow \tilde{A}_\downarrow - B_\downarrow \tilde{B}_\downarrow)]\right\}. \tag{16}
\end{aligned}$$

The coefficients $\{A_m, B_m\}$ for the singlet and each of the triplet components are determined by the boundary conditions. For instance, one finds for the charge-supercurrent that

$$I_Q = N_0 e D A \sin \theta \int_0^\infty d\varepsilon \tanh\left(\frac{\beta\varepsilon}{2}\right) \text{Re}\left\{4ik\Gamma^{-1} \sin(kd) \sinh^2 \Theta \left(k^2 d^2 \zeta_1 \zeta_2 + G_\phi^L G_\phi^R \cos \alpha\right)\right\}. \tag{17}$$

upon defining the quantity:

$$\Gamma = \left(k^2 d^2 \zeta_2^2 + (G_\phi^R)^2\right) \left(k^2 d^2 \zeta_1^2 - (G_\phi^L)^2 + 2(G_\phi^L)^2 \cos^2 \alpha\right) \cos^2(kd) - \left(k^2 d^2 \zeta_1 \zeta_2 - G_\phi^L G_\phi^R \cos \alpha\right)^2, \tag{18}$$

The spin supercurrent is given by:

$$I_S^x = \frac{N_0 \hbar D A \sin \Phi \sin \alpha G_\phi^L G_\phi^R}{2} \int_0^\infty d\varepsilon \tanh\left(\frac{\beta\varepsilon}{2}\right) \text{Re}\left\{4ik\Gamma^{-2} \sin(kd) \sinh^2 \Theta \left(a_1 + a_2 \cos \theta\right)\right\}, \tag{19}$$

where we have defined the expressions

$$a_1 = \left(2(G_\phi^L)^2 \cos^2 \alpha - (G_\phi^L)^2 + k^2 d^2 (\zeta_1^2 + \zeta_2^2) + (G_\phi^R)^2\right) \left(k^2 d^2 \zeta_1 \zeta_2 - G_\phi^L G_\phi^R \cos \alpha\right), \tag{20}$$

$$a_2 = \left(k^2 d^2 \zeta_1^2 + 2(G_\phi^L)^2 \cos^2 \alpha - (G_\phi^L)^2\right) \left(k^2 d^2 \zeta_2^2 + (G_\phi^R)^2\right) \cos^2(kd) + \left(k^2 d^2 \zeta_1 \zeta_2 - G_\phi^L G_\phi^R \cos \alpha\right)^2. \tag{21}$$

[2] H. Yang, S.-H. Yang, S. Takahashi, S. Maekawa, and S. S. P.

[1] J. Linder and J. W. A. Robinson. *Superconducting spintronics*. Nature Physics (in press, 2015).

- Parkin. *Extremely long quasiparticle spin lifetimes in superconducting aluminium using MgO tunnel spin injectors*. Nature Materials **9**, 586 (2010).
- [3] F. S. Bergeret, A. F. Volkov, and K. B. Efetov. *Long-Range Proximity Effects in Superconductor-Ferromagnet Structures*. Phys. Rev. Lett. **86**, 4096 (2001).
- [4] A. Kadigrobov, R. I. Shekhter, and M. Jonson. *Quantum spin fluctuations as a source of long-range proximity effects in diffusive ferromagnet-super conductor structures*. EPL **54**, 394 (2001).
- [5] M. Eschrig, J. Kopu, J. C. Cuevas, and G. Schön. *Theory of Half-Metal/Superconductor Heterostructures*. Phys. Rev. Lett. **90**, 137003 (2003)
- [6] K. D. Nelson, Z. Q. Mao, Y. Maeno, and Y. Liu. *Odd-Parity Superconductivity in Sr_2RuO_4* . Science **306**, 1151 (2004).
- [7] S. S. Saxena *et al.*. *Superconductivity at the border of itinerant electron ferromagnetism in UGe_2* . Nature (London) **406**, 587 (2000).
- [8] F. S. Bergeret, A. F. Volkov, and K. B. Efetov. *Odd triplet superconductivity and related phenomena in superconductor-ferromagnet structures*. Rev. Mod. Phys. **77**, 1321 (2005).
- [9] A. I. Buzdin. *Proximity effects in superconductor-ferromagnet heterostructures*. Rev. Mod. Phys. **77**, 935 (2005).
- [10] V. L. Berezinskii. *New model of the anisotropic phase of superfluid He_3* . JETP **20**, 287 (1974).
- [11] A. Balatsky and E. Abrahams. *New class of singlet superconductors which break the time reversal and parity*. Phys. Rev. B **45**, 13125(R) (1992); E. Abrahams, A. Balatsky, D. J. Scalapino, and J. R. Schrieffer. *Properties of odd-gap superconductors*. Phys. Rev. B **52**, 1271 (1995).
- [12] Y. Tanaka, Y. Asano, A. A. Golubov, and S. Kashiwaya. *Anomalous features of the proximity effect in triplet superconductors*. Phys. Rev. B **72**, 140503(R) (2005).
- [13] T. Yokoyama, Y. Tanaka, and N. Nagaosa. *Anomalous Meissner Effect in a Normal-Metal/Superconductor Junction with a Spin-Active Interface*. Phys. Rev. Lett. **106**, 246601 (2011).
- [14] M. Alidoust, K. Halterman, and J. Linder. *Meissner effect probing of odd-frequency triplet pairing in superconducting spin valves*. Phys. Rev. B **89**, 054508 (2014).
- [15] Ya.V. Fominov, Y. Tanaka, Y. Asano, M. Eschrig. *Odd-frequency superconducting states with different types of Meissner response: problem of coexistence*. arXiv:1503.04773.
- [16] M. Eschrig. *Spin-polarized supercurrents for spintronics*. Physics Today **64**(1), 43 (2011)
- [17] J. W. A. Robinson, J. D. S. Witt, M. G. Blamire. *Controlled Injection of Spin-Triplet Supercurrents into a Strong Ferromagnet*. Science **329**, 59 (2010).
- [18] T. Khaire, M. A. Khasawneh, W. P. Pratt Jr., and N. Birge. *Observation of Spin-Triplet Superconductivity in Co-Based Josephson Junctions*. Phys. Rev. Lett. **104**, 137002 (2010).
- [19] M. S. Kalenkov, A. V. Galaktionov, and A. D. Zaikin. *Josephson current in ballistic heterostructures with spin-active interfaces*. Phys. Rev. B **79**, 014521 (2009).
- [20] M. Houzet and A. I. Buzdin. *Long range triplet Josephson effect through a ferromagnetic trilayer*. Phys. Rev. B **76**, 060504(R) (2007).
- [21] L. Trifunovic. *Long-Range Superharmonic Josephson Current*. Phys. Rev. Lett. **107**, 047001 (2011).
- [22] M. Fogelström. *Josephson currents through spin-active interfaces*. Phys. Rev. B **62**, 11812 (2000).
- [23] Z. Shomali, M. Zareyan, and W. Belzig. *Spin supercurrent in Josephson contacts with noncollinear ferromagnets*. New J. Phys. **13**, 083033 (2011).
- [24] R. Grein, M. Eschrig, G. Metalidis, and Gerd Schön. *Spin-Dependent Cooper Pair Phase and Pure Spin Supercurrents in Strongly Polarized Ferromagnets*. Phys. Rev. Lett. **102**, 227005 (2009).
- [25] M. Alidoust and J. Linder. *Spin-triplet supercurrent through inhomogeneous ferromagnetic trilayers*. Phys. Rev. B **82**, 224504 (2010).
- [26] B. Li *et al.*. *Superconducting Spin Switch with Infinite Magnetoresistance Induced by an Internal Exchange Field*. Phys. Rev. Lett. **110**, 097001 (2013).
- [27] J. Rammer and H. Smith. *Quantum field-theoretical methods in transport theory of metals*. Rev. Mod. Phys. **58**, 323 (1986).
- [28] V. Chandrasekhar. *An introduction to the quasiclassical theory of superconductivity for diffusive proximity-coupled systems*. arXiv:cond-mat/0312507.
- [29] N. Schopohl and K. Maki. *Quasiparticle spectrum around a vortex line in a d-wave superconductor*. Phys. Rev. B **52**, 490 (1995); A. Konstandin, J. Kopu, and M. Eschrig. *Superconducting proximity effect through a magnetic domain wall*. Phys. Rev. B **72**, 140501(R) (2005).
- [30] K. Usadel. *Generalized Diffusion Equation for Superconducting Alloys*. Phys. Rev. Lett. **25**, 507 (1970)
- [31] A. Cottet, D. Huertas-Hernando, W. Belzig, and Y. V. Nazarov. *Spin-dependent boundary conditions for isotropic superconducting Greens functions*. Phys. Rev. B **80**, 184511 (2009)
- [32] Y. Tanaka and A. A. Golubov. *Theory of the Proximity Effect in Junctions with Unconventional Superconductors*. Phys. Rev. Lett. **98**, 037003 (2007)
- [33] J. Linder, A. Sudbø, T. Yokoyama, R. Grein, and M. Eschrig. *Signature of odd-frequency pairing correlations induced by a magnetic interface*. Phys. Rev. B **81**, 214504 (2010).
- [34] P. M. Tedrow, J. E. Tkaczyk, and A. Kumar. *Spin-Polarized Electron Tunneling Study of an Artificially Layered Superconductor with Internal Magnetic Field: $EuO-Al$* . Phys. Rev. Lett. **56**, 1746 (1986)
- [35] A. Pal, Z. H. Barber, J. W. A. Robinson, and M. G. Blamire. *Nature Communications* **5**, 3340 (2014).
- [36] H. le Sueur, P. Joyez, H. Pothier, C. Urbina, and D. Esteve. *Phase Controlled Superconducting Proximity Effect Probed by Tunneling Spectroscopy*. Phys. Rev. Lett. **100**, 197002 (2008).
- [37] P. M. R. Brydon. *Spontaneous spin current due to triplet superconductor-ferromagnet interfaces*. Phys. Rev. B **80**, 224520 (2009)
- [38] M. L. Kucic and I. M. Kucic. *Possibility of a Josephson junction and switch in superconductors with spiral magnetic order*. Phys. Rev. B **63**, 104503 (2001)
- [39] I. Eremin, F. S. Nogueira, and R.-J. Tarento. *Spin and charge Josephson effects between nonuniform superconductors with coexisting helimagnetic order Ilya Eremin, Flavio S. Nogueira, and Ren-Jean Tarento*. Phys. Rev. B **73**, 054507 (2006)
- [40] G. Annunziata, M. Cuoco, C. Noce, A. Sudbø, and J. Linder. *Spin-sensitive long-range proximity effect in ferromagnet/spin-triplet-superconductor bilayers*. Phys. Rev. B **83**, 060508(R) (2011)