

Large-scale Biological Meta-database Management

Edvard Pedersen^a, Lars Ailo Bongo^a

^a*Department of Computer Science and Center for Bioinformatics
University of Tromsø
Tromsø, Norway*

Abstract

Up-to-date meta-databases are vital for the analysis of biological data. However, the current exponential increase in biological data leads to exponentially increasing meta-database sizes. Large-scale meta-database management is therefore an important challenge for production platforms providing services for biological data analysis. In particular, there is often a need either to run an analysis with a particular version of a meta-database, or to rerun an analysis with an updated meta-database. We present our GeStore approach for biological meta-database management. It provides efficient storage and runtime generation of specific meta-database versions, and efficient incremental updates for biological data analysis tools. The approach is transparent to the tools, and we provide a framework that makes it easy to integrate GeStore with biological data analysis frameworks. We present the GeStore system, an evaluation of the performance characteristics of the system, and an evaluation of the benefits for a biological data analysis workflow.

Keywords: bioinformatics, big data, hadoop, data-intensive computing, metagenomics

1. Introduction

Recent advances in scientific instruments, such as next-generation sequencing machines, have the potential of producing data that provides views of biological processes at different resolutions and conditions, opening a new era in molecular biology and molecular medicine [1]. Many of the data analysis techniques developed for analyzing such biological data integrate data from many experiments with metadata from multiple knowledge bases. The information in the meta-databases [2] is essential for understanding the biological content of the experiment data. For example, the results of DNA sequencing may not become truly useful before the UniProtKB [3] meta-database is used to map sequence bases to genes, the gene expression results are compared to results from

Email addresses: `edvard.pedersen@uit.no` (Edvard Pedersen), `larsab@cs.uit.no` (Lars Ailo Bongo)

other experiments, and the differences in expression values have been mapped to biological functions using the GO [4] meta-database.

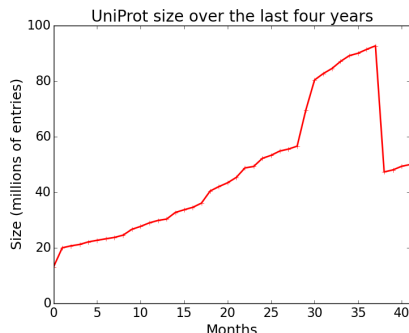


Figure 1: Number of entries in UniProtKB from July 2011 to June 2015. The dip in early 2015 is due to removal of redundant proteomes.

The low cost of next-generation sequencing machines and other biotechnological instruments have caused an exponential growth of biological data [5]. Analysis of all this data produces many results, which are added to meta-databases such as UniProtKB. Such meta-databases are frequently updated and therefore growing rapidly (Figure 1). For example, the June 2015 release of UniProtKB/TrEMBL contains 48,744,721 entries and is 137 GB in size. Compared to the previous May 2015 release, the number of entries increased by 5%, and 45% of the entries were updated. Each update may provide novel insights when re-analyzing old experiment data [6]. Updating experiment data with new meta-data is especially important for servers that provide search analysis services based on integrated data analysis [7].

For many analyses, it is also important that a specific meta-database version be used. For example, it is common to compare analysis results against gold standard results that are calculated using a specific meta-database version.

There are four main requirements for an infrastructure system that maintains large-scale biological meta-databases. First, multiple versions of the meta-database must be maintained to ensure repeatability of the analysis. Such repeatability is a cornerstone in the scientific process, but has often been hard to achieve in bioinformatics [8]. Second, the system should enable efficient methods for integrating biological compendium with new or updated meta-data, since the computational cost of the integration can be orders of magnitude larger than the cost of producing the data [9]. Third, the system must be transparent to data analysis tools since it is not practical to implement and maintain modified versions of the many analysis tools used in biological data analysis [10]. Fourth, the system must easily integrate with biological data analysis frameworks to ensure adaptation in production systems.

Current popular biological data analysis frameworks such as Galaxy [8], Taverna [10], and Bioconductor [11] do not satisfy the first two requirements.

An analyst manually maintains and specifies meta-data versions. In addition, meta-database updates typically require re-executing the analysis for each meta-data update. Such full updates increase the computational cost, often to the point where reanalysis is not done.

Incremental update systems [12] for large-scale data [13, 14, 15, 16, 17, 18] solve the first two requirements. These systems maintain several versions of the experiment data compendia and meta-databases, and greatly reduce the cost of reanalysis by using incremental updates that limit computation to new and updated data. However, they do not provide a transparent approach for adding incremental updates to existing biological analysis workflows. Instead, they require either porting applications to a specific framework (such as Dryad [19], MapReduce [20], or Spark [21]) or implementing ad hoc scripts for input generation and output merging.

Data warehouse approaches for biological data, such as Turcu et al [22], may provide incremental updates for specific tools, but do not easily allow adding new tools, nor integrating with biological data analysis frameworks.

We use the GeStore system [23] for large-scale biological meta-database management. It satisfies all four requirements listed above. GeStore provides an efficient transparent file based approach for incremental updates. It uses HBase to implement distributed data structures with efficient compression for multiple versions of large meta-databases. It uses Hadoop MapReduce for scalable parallel generation of specific database versions and increments. The transparent approach enables easy integration of GeStore with data processing frameworks, and does not require any changes to data analysis tools. Our contributions are threefold:

1. We describe the design and implementation of a system for large-scale biological meta-database management.
2. We demonstrate how the approach can be integrated with biological data analysis frameworks with minimal changes to the framework code, and no changes to data analysis tools.
3. We present experimental evaluation of the performance, overhead and resource usage of the approach using a biological analysis workflows and real large-scale meta-databases.

We find that large-scale biological meta-databases can be efficiently maintained using data-intensive computing systems, and that our approach can easily be integrated with biological data analysis frameworks.

2. Background

We provide a background describing biological data analysis implementation, configuration, and execution. Further examples can be found in [24], [25].

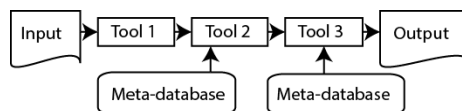


Figure 2: A biological data analysis workflow

2.1. Data analysis workflows

A computer system for analyzing biological data typically consist of four main components: input data, meta-data, a set of tools in a workflow, and finally output data for interactive analysis (Figure 2). Biotechnology instruments such as short-read sequencing machines produce the input data. The data can also be downloaded from public repositories such as GEO [26] and ENA [27]. There are hundreds of meta-databases with human or machine curated meta-data extracted from the published literature and analysis of experimental data [2]. The datasets and databases range in size from megabytes to many terabytes.

A series of tools process the data in a pipeline where the output of one tool is the input to the next tool. The data transformations includes file conversion, data cleaning, normalization, and data integration. A specific biological data analysis project often requires a deep workflow that combines many tools [28]. There are many libraries [8, 11, 29] with hundreds of tools, ranging from small, user-created scripts to large, complex applications.

2.2. Workflow managers

The analyst specifies, configures, and executes the workflow using a workflow manager. The workflow manager provides a way of specifying the tools and their parameters, management of data and meta-data, and execution of the tools. In addition, a workflow manager may enable data analysis reproducibility by maintaining provenance data such as the version and parameters of the executed tools. It may also maintain the content of input data files, meta-databases, output files, and possibly intermediate data.

A workflow manager may comprise of a set of scripts run in a specific platform, or a system that maps high-level workflow configuration to executable jobs for many platforms. There are also managers that provide a GUI for workflow configuration, and a backend that handles data management and tool execution.

2.3. Hardware platforms

The workflow manager typically executes the workflow on a fat server, high performance computing clusters, or a data-intensive computing cluster. Workflow managers such as Galaxy [8] are typically run on a single server. There are two main advantages. First, most biological analysis tools can be used unmodified. Second, it is not necessary to distribute and maintain tools on a cluster. The main disadvantage is the lack of scalability, both concerning dataset size and the number of concurrent users.

Script based workflow managers often execute the workflows on a high performance computing (HPC) cluster. Many biological data analysis tools can

easily be run on such platforms by splitting the input (or meta-data) into many files that can be computed in parallel. The main advantage of using an HPC cluster is their availability. The main disadvantage is that the centralized storage system often becomes a bottleneck for production size datasets.

Systems such as Troilkatt [25, 28] are designed to execute workflows on clusters built for data-intensive computing [30]. Compared to HPC clusters these have storage distributed on the compute nodes, and data processing systems that utilize such distributed storage. The main advantage is improved performance and scalability for I/O bound jobs. The main disadvantage is that applications may need to be modified to utilize such a platform fully [28, 24, 25].

3. GeStore

Our approach for large-scale meta-database management is based on the GeStore system [23]. We built GeStore to enable transparent incremental computations for unmodified file-based data analysis workflows. Later we realized that these same approach and mechanisms are well suited to efficiently maintain and generate specific versions of large meta-databases.

GeStore consists of a runtime system that provides a plugin framework for versioned input file generation and output file merging, a framework for parsing and detecting changes in files, distributed data storage, and parallel processing. GeStore uses HDFS [30] and HBase [31] to store meta-databases efficiently, and Hadoop MapReduce [20] to generate a specific version of a large meta-database. In addition, GeStore provides library functions and tools to add incremental updates to workflows, and client applications to administer the data maintained by GeStore.

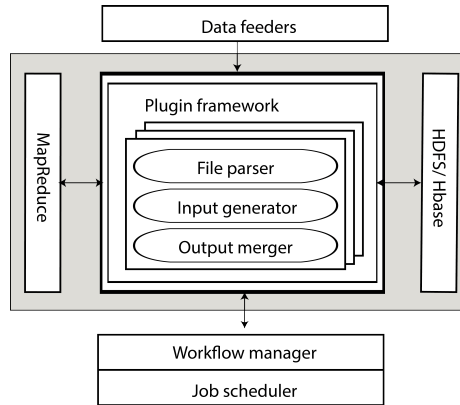


Figure 3: GeStore architecture

GeStore exports two interfaces (Figure 3). The first is for data feeders [32] periodically download updated experiment and meta-data from public repositories and databases and add them to GeStore. The second is for workflow

managers to get input and meta-data data from GeStore, and merge output data with existing data after the tool is run.

3.1. File Based Incremental Updates

GeStore uses a transparent file based approach to implement meta-database versioning and incremental updates by generating input and meta-data files for biological data analysis tools that only contain data for a specific period. For example, a meta-database for an incremental update may only contain the entries changed in the period. The tool will then be run, as normal, but it will typically produce a partial result in case of incremental updates. GeStore then merges the partial result with previously produced results.

We have chosen a file-based approach since many genomics applications use relatively few file formats. It is therefore feasible to implement parsers that support most file formats and therefore most tools. In addition, most file formats are simple and structured, which makes it easy to write parsers for each format. We also believe that many bioinformatics tools can use the file-based approach since bioinformatics applications are often parallelized using a data-parallel approach. Hence, a subset of the data can be computed separately, as in an incremental update.

One example of an analysis tool that is well suited for incremental updates is the widely used Basic Local Alignment Search Tool (BLAST [33]). It calculates a similarity score for all gene sequences in an input file by comparing each sequence to all sequences in the UniProtKB [3] meta-database. We can implement an incremental update of the results each time UniProtKB is updated by generating an incremental version of the database that only contains the entries that have changed since the last update.

The simplest approach to file generation is to compare all records in two versions of a file to find the new, deleted, and updated records. However, since most tools do not use all record fields, a naive diff will find too many changes. For example, BLAST results are not affected by the annotation record fields that are most frequently changed in the UniProtKB database. It is therefore necessary to write tool specific change detection that only detects changes in the significant fields. In addition, it may be necessary to handle new, updated and deleted records differently. For example, record deletions may require finding and discarding associated records in the output data.

The simplest approach to merge result files is to append the incremental updates to existing result files. However, some output record fields may contain values aggregated over the full dataset. For example, the BLAST output data contains a field, e-value, which is incorrect for incremental updates [22]. In such cases, the file merger tool must fix these values in the updated output files.

3.2. Storage

GeStore maintains versioned meta-database files, input files, and output files. GeStore uses the version information to generate incremental files, or a specific version of a meta-database. In addition, the version information is required to

merge incremental update results with previously computed results. We use the Hadoop software stack for scalable storage and data processing.

There are two types of files maintained by GeStore: parsed and unparsed. Parsed files are stored as HBase tables, while unparsed files are stored unmodified in HDFS. The unparsed files are files that are difficult to parse and/or do not need incremental updates, such as files that are always completely updated, or not at all.

For file types that have a parser implemented, GeStore splits the data into entries and entry fields. The entries are stored as rows in HBase, and the fields as columns. All entries are stored in the same HBase column family. The only required column in the schema is a unique ID for each row, which the plugin uses to generate a row key. In addition, GeStore generates an EXISTS column, which describes if a given entry exists in the current version of the meta-database. The remaining columns are file-format specific. HBase is designed such that new columns can easily be added to a table. GeStore uses this flexibility to enable reuse an old HBase table even if the file format or the parser code is changed.

We use the HBase timestamp mechanism to manage meta-database versions. The timestamp either represent the file generation date, release date or version of the meta-database. By storing updated data in timestamped HBase cells, we can efficiently compress a set of database versions using delta compression. In addition, HBase uses the Snappy compression algorithm to compress the tables.

3.3. Processing

GeStore provides four operations on the meta-database tables: create, update, get version, and get increment.

To create a table for a new meta-database, GeStore first checks if the table exists. If not, it will create an empty table, with one empty column family. The meta-database plugin will later add columns for each of the parsed database fields as described above.

To update an existing table with new meta-data, GeStore first finds the correct table to use, then updates or adds new rows using a parallel job that executes the parser for the specific meta-database. Each entry in the new meta-database is compared to the entry in the previous version by comparing the corresponding HBase row. If there are no changes no updates are made, except to the EXISTS field. If one or more fields have changed, the column in the row are updated with the new data for the field and with the current timestamp. If new fields are added, a new column is added to the table with the new data and timestamp. If the row is deleted the EXISTS column is not updated.

To generate an incremental update a parallel job is executed that scans the table for the timeframe $T_{lastrun} - T_{currenttime}$. For each record in the scan, the fields that are relevant for the specified output are selected. If there are updates to one or more of these fields, and the record has a current EXISTS field, the relevant record fields are written to a file on HDFS.

To generate a specific version of the meta-database we use the above approach with the timeframe $T_{first} - T_{specified}$.

3.4. Meta-Database Caching and Internal Data Structures

GeStore implements a cache of previously generated meta-database files, since many workflows can share these. The files are stored in HDFS, and the filename is used to store information about how the files were generated. We store both big (multi-gigabyte) and small (megabyte) files, since the overhead of generating both is large.

The filename consists of a file ID, the time range for the file content, and the regular expression used to select entries in the file. In addition, the filename may contain plugin-specific parameters, a workflow run ID, and a task ID. This information is stored in the file name so that a single file is uniquely identified by the file name without looking it up in a meta-data table. This filename is stored in a GeStore data structure, along with information about the plugin used to generate the file, and if the data is stored in HBase.

When a workflow manager requests a meta-database, GeStore first generates a filename as described above. It uses the filename to lookup in the files table. If a matching filename is found, that file is returned from the HDFS cache. Otherwise, a new file is generated and the files table is updated with a reference to the new file. GeStore does not limit the cache size. The oldest files in the cache can automatically be deleted by e.g. a cron job.

In addition to the data structure used to implement the cache, GeStore has two additional internal data structures. The first has information about each update for each file maintained by GeStore. This includes the number of entries in the file and the version of the update. The second contains the files accessed by each workflow tool execution. This table is used to identify which files a workflow used, when they were used, and how they were generated. Finally, the *files* are used as described below.

3.5. Plugin Framework

To use GeStore to maintain meta-data used by pipeline tool, the workflow maintainer must implement: (i) a parser for each file type used by the tool, (ii) tool-specific file generator, and (iii) tool-specific incremental output file merger (if incremental updates will be used). In GeStore, these are implemented as a plugin, and managed by the GeStore plugin framework. The framework is invoked by a workflow manager or data feeder that respectively calls one of the two exported functions: `generateFiles` or `mergeFiles`. The plugin framework uses MapReduce jobs to do the processing required to add data to the system and retrieve it, as well as doing change detection, data verification and merging. MapReduce is used since the files can be very large, and hence efficient parallel processing is required.

The plugins parse and store data. The (unmodified) tool does the data analysis. Typically, only a few tens of lines of code must be written, since many plugins can reuse parsers and file mergers written for other plugins. In addition, the framework provides a library of parsers for known file formats, and libraries for parsing, change detection, and merging of files. The framework also takes care of efficient data storage, low overhead file parsing, file generation, and merging. It is therefore easy to implement a plugin.

3.5.1. File parser

The file parser must determine the structure of input files and meta-database files used by a tool. Only one parser must be implemented for each file format, so it is likely that parsers already exist for the file formats used by a tool. The parser must also convert the file data into the HBase table format used by GeStore. Most biological data is in a table format so it is usually easy to implement a parser.

The file parser interface consists of six methods that must be implemented. These: (i) provide regular expressions that define the start and end of an entry in the file, (ii) split an entry into columns, (iii) compare two versions of an entry, (iv) check if an entry contains all elements required by the tool, (v) generate a HBase Put object, and (vi) generate output in other formats. Every field of the input file is parsed and added to HBase by the plugin, even if only a few fields are used in the analysis.

3.5.2. File Generator

The file generator class is responsible for generating the input and meta-data files used by a tool. It must detect changes in input data and meta-data. The change detection can be coarse grained, where the contents of an entire file is compared, or fine grained where individual records are compared. For the latter, the change detection may take into account the structure of the file. In particular, the change detection is efficient and easy to implement if the data is stored in HBase tables as described above.

The file generator requires implementing one method that specifies the parsers to use for each file format, and the fields to write to the input file using the associated file parser.

3.5.3. Output merger

The output merger is responsible for merging the results of an incremental computation with previously generated output stored in GeStore. GeStore executes output merging similarly to meta-database updates. However, the merge is application-dependent, and hence requires application specific knowledge to understand how an incremental computation may influence the results and how to fix any resulting errors. To fix errors a tool-specific method must be implemented in the plugin.

3.6. Workflow Manager Integration

The workflow manager must call GeStore to execute the plugin for a tool. GeStore provides a minimal interface with three functions that the workflow calls to request: a specific meta-database version, one or more incremental update input files, or to merge the partial results with previously produced results.

In addition, GeStore provides a semi-POSIX file system interface implemented as a Java library that is intended to be used for low-level integration with workflow managers. To use it, the file system calls are replaced with calls to the respective functions in the library. The workflow manager code will then call GeStore similarly to for example HDFS.

4. Meta-pipe Plugins

In this section, we describe how we added incremental updates to the Meta-pipe metagenomics analysis workflow. Integration approaches for two additional workflows and workflow managers are described in [24].

4.1. *Meta-pipe*

Meta-pipe is a DNA sequence analysis workflow used by our biology collaborators to find novel commercially exploitable enzymes from marine microbial communities. These communities are not well explored, so a meta-database update can significantly change the analysis results. Meta-pipe takes as input assembled reads from environmental marine samples. The analyst uses tools such as METAREP [34] to visualize and explore the workflow output results.

We use a smaller version of the full Meta-pipe workflow for our application benchmarks. We do not include the final annotation step, since a bug in one of the tools caused the execution time to be much higher when GeStore was *not* used.

The version of Meta-pipe we use comprise the following tools:

- MetaGeneAnnotator (MGA) [35]: predicts genes in metagenomic sequences by searching for start sites and ribosomal binding sites.
- MGA-exporter: a Perl script that converts the MGA output files to the format used by the next stage.
- FileScheduler: a python script that partitions and distributes the input data to the compute nodes.
- Protein BLAST (BLASTP) [33]: maps sequences to meta-data found in UniProtKB [3].

4.2. *Plugins*

To add incremental updates to Meta-pipe we implemented parsers for the four file formats used by the workflow: FASTA, UniprotKB meta-data, BLAST output, and MGA output. We also implemented plugins for the BLAST tool. The BLAST plugin corrects incremental e-values as discussed in [22] during a merge.

The file format plugins were 580 lines of Java code, and the tool plugins were 260 lines of Java code. The results show that file based incremental could be used for all tools in Meta-pipe, and there are relatively few lines of tool specific code.

4.3. *Workflow manager*

The Meta-pipe workflow manager, called GePan, uses the key-value store interface exported by GeStore. We have modified the GePan script generation to replace file copy operations in the job scripts with GeStore calls. GePan sets the GeStore arguments at runtime, including the workflow ID, tool to execute, tool input data, and the meta-databases to use. GePan can also determine if the file retrieved is a meta-database, input data or intermediate data. In addition,

GePan has information about filters to use and other user-supplied parameters. GePan can specify for which files GeStore should generate incremental versions, which files need additional parameters for increment generation, and which files should be treated as regular files.

In GePan, the user must set a flag to use GeStore. The user must also set a parameter if a specific version of a meta-database should be used. In addition, the user may provide a filter to generate a subset of meta-database (for example for only one biological taxon).

The development effort for the integration was high. All file accesses are from scripts generated by GePan, hence GePan must be modified to replace these file accesses with GeStore calls. In total, we added about 300 lines of code to the 14,000 line GePan codebase. However, we did not modify any of the Meta-pipe tools.

5. Evaluation

In our previous work [23], we evaluated the overhead and performance improvements of GeStore for incremental updates for biological data analysis pipelines. In this paper, we focus on issues related to deployment of GeStore in a production system. In particular, we want to answer the following two questions: (i) What are the performance and resource usage characteristics of GeStore? (ii) How does the overhead of GeStore compare to alternative approaches for biological meta-data management?

We evaluate the first question to understand how to deploy GeStore in a production system, including identifying areas for optimization, understanding the scalability of the GeStore operations, and how GeStore perturbs other applications running concurrently on the same system. The answer to the second question demonstrates the usefulness of GeStore meta-data management for biological data analysis.

5.1. Methodology

We characterize GeStore performance and resource usage using benchmarks for each of the GeStore operations. We use the Meta-pipe workflow (section 4.1) as an application benchmark. In addition, we have implemented ad hoc tools for Meta-pipe meta-data management.

We report the average execution time of the benchmarks. Each experiment is repeated 3 times. The standard deviation is less than 5% of runtime for all experiments and is therefore not reported.

We use the Ganglia Monitoring System [36] to measure CPU load, memory usage, network traffic, and disk I/O during benchmark execution. The experiments were run on a 10-node cluster. It has one front-end node with an NFS server, one node with HDFS namenode and HBase master server, and eight HDFS/HBase/MapReduce data/compute nodes. Each node has 32 GB of DRAM, a 4-core Intel Xeon E5-1620 CPU with two-way hyper-threading, 4 TB local disk, and a 2 TB disk used for NFS. The cluster has a 1-gigabit

Ethernet interconnect. We assume the cluster size and configuration is realistic for a small cluster in a production environment.

The software used is Oracle Java 1.7.0, Cloudera 4.6.0 (HBase 0.94.6, HDFS 2.0.0, MapReduce 2.0.0, ZooKeeper 3.4.5). In addition, the UniProtKB plugin uses formatdb 2.2.25, which is part of the legacy BLAST package.

HBase is configured to use a heap size of 4 GB for the master server and 12 GB for the region servers. HDFS is configured with a replication factor of three, block size of 128 MB, and heap size of 1 GB for the NameNode and DataNodes. HBase is configured to use Snappy compression, and has a maximum of 32 write-ahead log files. Client scan caching is set to 100.

The data used are the latest UniProt meta-database¹ (the experiments were run late 2014), and a metagenomic sample from the Yellowstone National Park [37]². GeStore version 0.2 is used³, as well as a modified version of GePan⁴.

5.2. Add and Update Meta-Databases

We first measure the time and resource usage of adding a new meta-database to GeStore, and for updating an existing database. We assume new meta-databases are rarely added, and that meta-databases are updated at most weekly. Both operations are therefore background operations, and we are therefore primarily interested in their resource usage. Also note, that a GeStore merge is executed similarly to an update.

We download the September 2014 release of UniProtKB (41 GB, gzip compressed), and decompress it on the frontend (231 GB). We measure the time of copying the files to HDFS, and then running a MapReduce job that reads and parses the HDFS files, and puts the 84.5 million parsed entries to an empty HBase table. To update the meta-database, we updated it with entries that were updated in the October release (37 out of 87 million entries). The MapReduce job for the update reads and parses the HDFS file, reads old entries by scanning the HBase table, compares each old and new entry, and puts updated entries to HBase.

Add 2014.09 UniProtKB	182 minutes
Update to 2014.10 UniProtKB	144 minutes
Retrieve UniProtKB	36 minutes
Retrieve cached UniProtKB	12 minutes
Retrieve incremental UniProtKB	5 minutes
Retrieve cached incremental UniProtKB	26 seconds

Table 1: GeStore add, update, and retrieve execution times.

The time to add the UniProtKB meta-database to GeStore is 182 minutes

¹Available at <http://www.uniprot.org>

²Data available at <http://metagenomics.anl.gov/linkin.cgi?metagenome=4443749.3>

³Available at <http://github.com/EdvardPedersen/GeStore>

⁴Available at <http://github.com/EdvardPedersen/GeStoreGePan>

(Table 1). Updating the meta-database is 21% faster (144 minutes). In addition, the time to download and decompress the database are respectively 52 and 33 minutes. We believe the update operation is faster, even if it requires scanning 84.5 rows from HBase for two reasons: First, there are fewer entries put to the HBase table. Second, the meta-database is (mostly) cached in memory on the HBase region servers and the updates are more evenly distributed among the cluster nodes.

The resource usage of the add and update operations are similar. For both, the performance is limited by the network (80% of the maximum aggregated bandwidth of the interconnect), while CPU utilization is about 50% over all eight cores. We therefore believe the performance is limited by the HBase (and HDFS) operations. Performance may be improved by better tuning of these operations, for example by optimizing client-side buffering of put operations. Performance will also improve by disabling or relaxing the write-ahead-log (WAL) for HBase. But this increases the chance of table corruption. The scalability of the add and update operations is similar to the scalability of HBase read and write intensive jobs. The results also show that there are CPU cycles available on the cluster for a computation-intensive job run concurrently with these operations (many biological data analysis tools are computation-intensive).

5.3. Retrieve Meta-Databases

We evaluate the overhead and resource usage of retrieving an existing meta-database from GeStore, and saving it on a local file system to be used by a non-distributed analysis tool. This is a common operation for analysis pipelines with legacy analysis tools. Since the retrieve contributes to pipeline execution time it should have a low overhead.

We first measured the time to retrieve the November 2014 version of the UniProtKB meta-database (240 GB uncompressed, 89 million entries) from GeStore (table 1). GeStore will first run a MapReduce job with a large number of map tasks that retrieve the relevant fields for each entry (HBase row), and a single reduce task that writes the output to a single file. The total time to retrieve the meta-database is 36 minutes, in which the mappers are done after 14 minutes, and the reducer runs an additional 17 minutes. The overhead is acceptable. First, legacy analysis tools often have a step that must be run sequentially. For example, to convert the retrieved UniProtKB meta-database to a BLAST-compatible format using the formatdb tool (resulting file is 32 GB), requires an additional 36 minutes, with an additional 8 minutes to copy the file to HDFS. Second, the total pipeline execution is often several hours or more.

Second, we retrieved an incremental version of UniProtKB that contains the entries updated between the September 2014 and October 2014 releases (in total 2.7 million entries, resulting in a file size of 1 GB). The incremental database is generated in 9 minutes. The speedup is due to the much smaller resulting file size and hence reducer execution time.

The cached version of the full UniProtKB takes 12 minutes to retrieve, and the incremental version takes 26 seconds. We believe many pipeline executions can use the cached meta-databases in a production system.

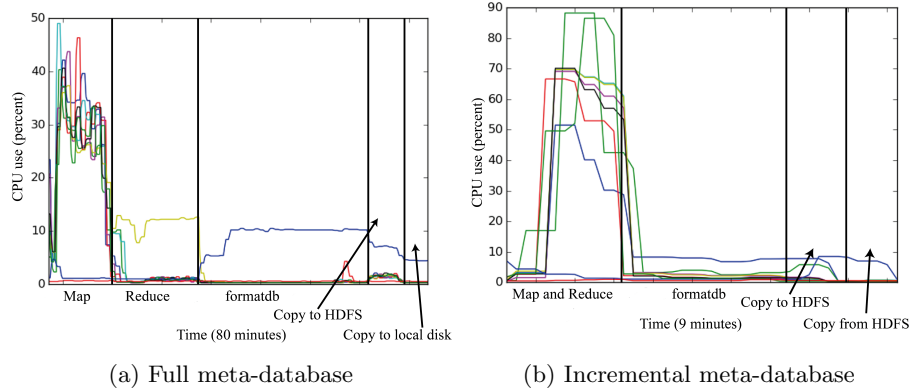


Figure 4: CPU use when generating meta-databases, showing the different stages of processing

The maximum network utilization is about 20%. The CPU utilization differs between the full and incremental update (Figure 4) since there is more processing per byte of data in the incremental case. Figure 4 also shows how the legacy tools (formatdb, copy to HDFS and copy to local disk), as well as the single reducer stage, dominate the execution time. These execute sequentially and hence limit scalability. In the next section, we evaluate retrieve for tools that do not have this limitation. The incremental update utilizes most of the cluster resources and is therefore not suited to execute concurrently with another job. However, the execution time is short. The longer executing retrieve for a specific version is well-suited to overlap with another job, especially during the reducer execution.

5.4. Retrieve and Split Meta-Database

In the experiments in the previous sections, the performance of the retrieve operation was limited by the need to format and write the meta-database to a NFS or local file system. In this section, we measure meta-database retrieve time for biological data analysis tools that can utilize the high aggregate disk bandwidth on a data-intensive computing platform by reading splits directly from a distributed file system and computing on these in parallel.

We initialized an HBase table with a 50 GB FASTA file with 150 million entries (sequences). The file is generated as in section 5.3, but we do not run the formatdb tool, and the output is split among 20 reducers that each write their split directly to the HDFS cache.

The execution time is reduced from 55 to 9 minutes (Table 2). The cached version can be read directly from HDFS, and therefore incurs no overhead. Since there is no bottleneck due to a single reducer, the retrieve scales well.

Retrieve FASTA	55 minutes
Retrieve cached FASTA	10 minutes
Retrieve and split FASTA	9 minutes
Get HDFS path of cached FASTA file	2 seconds

Table 2: Execution time for retrieve and split for the FASTA meta-database.

5.5. Space Usage

In this section, we quantify the storage overhead of GeStore. We measure the storage space used by the UniProtKB meta-database when compressed using gzip, uncompressed, and in when stored in HBase with delta and Snappy compression and 3x replication.

The disk space used by GeStore is comparable to storage of the compressed meta-databases (Table 3). The overhead for a single version in HBase is high. With additional versions, the space usage first decreases, then it increases roughly with the size of the compressed version of each new version of UniProtKB. We believe the storage overhead is acceptable, since low-cost distributed storage is used.

Versions	Compressed on disk	Uncompressed on disk	In HBase
2014-03	23 GB	133 GB	306 GB
2014-03 to 2014-04	47 GB	268 GB	240 GB
2014-03 to 2014-05	71 GB	405 GB	210 GB
2014-03 to 2014-06	99 GB	568 GB	234 GB
2014-03 to 2014-07	133 GB	757 GB	273 GB

Table 3: Aggregate size of UniProtKB on disk and in HBase using snappy and delta compression with a replication factor of three.

5.6. Application Benchmarks

To evaluate the benefits of GeStore incremental updates for a real-world biological analysis workflow, we used Meta-pipe (described in section 4.1). Meta-pipe scales linearly with respect to input data and meta-database sizes. Hence, a reduction in meta-database size will reduce the execution time approximately linearly with the size of the meta-databases used. GeStore will therefore improve performance if the GeStore operations have lower overhead than the reduction due to the smaller incremental meta-database size. We did a similar experiment in [23], but the results presented here are for the updated code and with (at the time we did the experiments) the latest UniProtKB meta-databases.

We measure the execution time of Meta-pipe using a small (15 MB) input file. Only the MGA, MGA exporter, fileScheduler and BLAST were run. We use the 2014.09, 2014.10 and 2015.01 versions of UniProtKB. With a larger input file, the overhead of GeStore compared to workflow execution time will be even lower.

Full update without GeStore	833 minutes
Full update with GeStore	965 minutes
Full update with GeStore, cached DB	859 minutes
1-month incremental update	61 minutes
4-month incremental update	99 minutes

Table 4: Application benchmarks for Meta-Pipe

GeStore adds an overhead of 132 minutes when generating a meta-database, and 26 minutes when the meta-database is cached (Table 4). Incremental updates are done in 61 minutes for the 1-month update, and 99 minutes for the 4-month update. A 1-month incremental update has a 13-fold speedup compared to a full re-analysis. These results show that incremental updates through GeStore can provide large benefits to biological analysis workflows.

5.7. Comparison to Ad Hoc Approaches

In this section, we compare GeStore performance to ad hoc approaches for biological meta-data management. We do not compare GeStore performance against other distributed meta-data management systems, since the previous sections have shown that performance of the GeStore operations is largely dependent on the underlying distributed storage system. Instead, we compare against the non-distributed meta-data storage approach used by most biological data analysis pipelines. These however, require ad hoc implementations of many meta-database management problems.

We will focus on the BLAST and *annotation* stage of Meta-pipe. These stages requires a BLAST database and annotation database on each of the compute nodes for parallel execution. It is therefore necessary to generate these meta-databases and then replicating them to all nodes. We cannot store the databases on NFS, since the many small file reads by the pipeline significantly increases pipeline execution time. We have implement a Python script⁵ that extracts the FASTA version of UniProtKB (release 2014_11), uses formatdb to generate the BLAST database, and puts the database into a SQLite database used by the annotation tool. Finally, we distribute the resulting files to the computation nodes using rsync with deflate compression enabled.

The creation of the SQLite database is comparable to a GeStore add, since they both make the database accessible from all nodes. The GeStore add is 191 minutes, and the ad hoc script execution time is 315 minutes. Write FASTA, formatdb and copying the BLAST database to the nodes is comparable to a GeStore retrieve, which takes 80 minutes for GeStore, and 206 minutes for the ad hoc script. We have not optimized the ad hoc script. However, we believe such unoptimized scripts are common in biological data analysis. In addition, optimizations to the GeStore operations will benefit all analysis tools using

⁵Available at <http://github.com/EdvardPedersen/SimpleMetaManager>

GeStore, while optimization of an ad hoc script typically only benefits a single pipeline.

We have not found a realistic use case for an ad hoc implementation of a meta-database update and generation of an incremental meta-database. For these, existing biological data analysis frameworks typically require generating a new database and then re-executing the full pipeline.

	Ad hoc Script	GeStore
Write FASTA	63 minutes	
Formatdb	34 minutes	
Copy BLAST DB to nodes	109 minutes	
<i>Total</i>	<i>206 minutes</i>	<i>80 minutes</i>
Create SQLite DB	142 minutes	
Copy SQLite DB to nodes	173 minutes	
<i>Total</i>	<i>315 minutes</i>	<i>191 minutes</i>

Table 5: Ad hoc scripts vs. corresponding GeStore operations.

6. Related Work

Management of large-scale data relies on a robust storage system, we have chosen to use HDFS [30] and HBase [31] due to the close relationship with the Hadoop framework, but other alternatives include Cassandra [38] and MongoDB [39]. In addition, we need to perform some processing on the meta-databases to implement the features of GeStore, we have chosen MapReduce [20], but similar systems such as Spark [21], Nectar [13] and Dryad [19], provide many of the same benefits.

These processing systems have also been extended to support incremental processing, through systems like Incoop [14], Percolator [15], and Marimba [40]. We have used many ideas from these systems when designing GeStore.

Simple change detection is supported by tools such as UNIX diff, delta encoding compression systems [41], and version management systems such as CVS. However, the change detection in these do not take into account the complex inter-file relationships found in genomic datasets. GeStore extends the work in [22] by providing a framework and libraries to implement the necessary pre and post processing of data moved between a data warehouse and genomic analysis tools. This makes it easier to add additional support for additional genomic analysis tools as we have demonstrated by implementing incremental updates for a complete metagenomics analysis workflow.

We evaluated GeStore using the locally developed Meta-pipe workflow. An alternative is the JCVI metagenomics analysis pipeline [42] or the EBI metagenomics analysis pipeline [43].

We chose to focus on GePan, since it is the workflow manager that we have deployed on our production system (currently available to all Norwegian academic users). Other workflow managers include Galaxy [8] and Taverna [10].

7. Conclusion

We proposed an approach for efficient management of large-scale biological meta-databases. The approach is designed for production systems where biological analysis workflows are periodically executed to analyze large-scale datasets, often by updating existing analysis results with new meta-data. We presented the design and implementation of the GeStore system, including a framework for implementing plugins that enable transparent incremental updates. We demonstrated the feasibility of our approach and provided an experimental evaluation of our system for meta-database management using a real metagenomics analysis workflow and real data. Our findings show that large-scale biological meta-databases can be efficiently maintained using data-intensive computing systems, and that our approach can easily be integrated with biological data analysis frameworks, replacing ad hoc solutions. We have also characterized the performance and resource usage of meta-database management operations and provided insight into how GeStore can be deployed on a production system.

We plan to deploy GeStore on our production systems and use it to produce data for tools such as Meta-pipe.

GeStore is available at <http://github.com/EdvardPedersen/GeStore>

Acknowledgements

Thanks to Espen Robertsen and Tim Kahlke for help with the GePan workflow, Jon Ivar Kristiansen for maintaining our cluster, Nils Peder Willassen for his biological insights, Martin Ernsten for his input on tuning HBase, Bjørn Fjukstad and Einar Holsbø for their insightful comments.

References

- [1] S. C. Schuster, Next-generation sequencing transforms today’s biology., *Nature Methods* 5 (1) (2008) 16–18.
- [2] X. M. Fernández-Suárez, D. J. Rigden, M. Y. Galperin, The 2014 Nucleic Acids Research Database Issue and an updated NAR online Molecular Biology Database Collection., *Nucleic Acids Res.* 42 (Database issue) (2014) D1–6. doi:10.1093/nar/gkt1282.
- [3] M. Magrane, U. Consortium, UniProt Knowledgebase: a hub of integrated protein data., *Database* 2011. doi:10.1093/database/bar009.
- [4] M. Ashburner, C. A. Ball, J. A. Blake, D. Botstein, H. Butler, J. M. Cherry, A. P. Davis, K. Dolinski, S. S. Dwight, J. T. Eppig, M. A. Harris, D. P. Hill, L. Issel-Tarver, A. Kasarskis, S. Lewis, J. C. Matese, J. E. Richardson, M. Ringwald, G. M. Rubin, G. Sherlock, Gene Ontology: tool for the unification of biology, *Nature Genetics* 25 (1) (2000) 25–29. doi:10.1038/75556.
- [5] S. D. Kahn, On the Future of Genomic Data, *Science* 331 (6018) (2011) 728–729. doi:10.1126/science.1197891.
- [6] R. Sandberg, O. Larsson, Improved precision and accuracy for microarrays using updated probe set definitions., *BMC bioinformatics* 8 (1) (2007) 48. doi:10.1186/1471-2105-8-48.
- [7] G. Benson, Editorial: Nucleic Acids Research annual Web Server Issue in 2014, *Nucleic Acids Res.* 42 (W1) (2014) W1–W2. doi:10.1093/nar/gku629.

- [8] J. Goecks, A. Nekrutenko, J. Taylor, Galaxy: a comprehensive approach for supporting accessible, reproducible, and transparent computational research in the life sciences., *Genome biology* 11 (8) (2010) R86. doi:10.1186/gb-2010-11-8-r86.
- [9] J. Wilkening, A. Wilke, N. Desai, F. Meyer, Using clouds for metagenomics: A case study, 2009 IEEE International Conference on Cluster Computing and Workshops (2009) 1–6doi:10.1109/CLUSTER.2009.5289187.
- [10] T. Oinn, M. Addis, J. Ferris, D. Marvin, M. Senger, M. Greenwood, T. Carver, K. Glover, M. R. Pocock, A. Wipat, P. Li, Taverna: a tool for the composition and enactment of bioinformatics workflows., *Bioinformatics* 20 (17) (2004) 3045–54. doi:10.1093/bioinformatics/bth361.
- [11] R. C. Gentleman, V. J. Carey, D. M. Bates, B. Bolstad, M. Dettling, S. Dudoit, B. Ellis, L. Gautier, Y. Ge, J. Gentry, K. Hornik, T. Hothorn, W. Huber, S. Iacus, R. Irizarry, F. Leisch, C. Li, M. Maechler, A. J. Rossini, G. Sawitzki, C. Smith, G. Smyth, L. Tierney, J. Y. H. Yang, J. Zhang, Bioconductor: open software development for computational biology and bioinformatics., *Genome biology* 5 (10) (2004) R80. doi:10.1186/gb-2004-5-10-r80.
- [12] Y. A. Liu, S. D. Stoller, T. Teitelbaum, Static caching for incremental computation, *ACM Trans. on Programming Languages and Systems* 20 (3) (1998) 546–585. doi:10.1145/291889.291895.
- [13] P. K. Gunda, L. Ravindranath, C. A. Thekkath, Y. Yu, L. Zhuang, Nectar: automatic management of data and computation in datacenters, OSDI’10, USENIX Association, Berkeley, 2010, pp. 1–8.
- [14] P. Bhatotia, A. Wieder, R. Rodrigues, U. A. Acar, R. Pasquini, Incoop : MapReduce for Incremental Computations, in: *Proc. of the 2nd ACM Symposium on Cloud Computing*, ACM Press, 2011, p. 7. doi:10.1145/2038916.2038923.
- [15] D. Peng, F. Dabek, Large-scale Incremental Processing Using Distributed Transactions and Notifications, Vol. 2006 of OSDI’10, Google, Inc., USENIX Association, 2010, pp. 1–15.
- [16] L. Popa, M. Budiu, Y. Yu, M. Isard, DryadInc: reusing work in large-scale computations, *Proc. of the 2009 conference on Hot topics in cloud computing* (2009) 21.
- [17] D. Logothetis, C. Olston, B. Reed, K. C. Webb, K. Yocum, Stateful bulk processing for incremental analytics, in: *Proc. of the 1st ACM symposium on Cloud computing*, ACM Press, New York, New York, USA, 2010, p. 51. doi:10.1145/1807128.1807138.
- [18] Y. Bu, B. Howe, M. Balazinska, M. D. Ernst, The HaLoop approach to large-scale iterative data analysis, *The VLDB Journal* 21 (2) (2012) 169–190. doi:10.1007/s00778-012-0269-7.
- [19] M. Isard, M. Budiu, Y. Yu, A. Birrell, D. Fetterly, Dryad: distributed data-parallel programs from sequential building blocks, *ACM SIGOPS Operating Systems Review* 41 (3) (2007) 59. doi:10.1145/1272998.1273005.
- [20] J. Dean, S. Ghemawat, MapReduce, *Communications of the ACM* 51 (1) (2008) 107. doi:10.1145/1327452.1327492.
- [21] M. Zaharia, M. Chowdhury, M. J. Franklin, S. Shenker, I. Stoica, Spark : Cluster Computing with Working Sets, in: *Proceedings of the 2nd USENIX conference on Hot topics in cloud computing*, 2010, p. 10.
- [22] G. Turcu, S. Nestorov, I. Foster, Efficient Incremental Maintenance of Derived Relations and BLAST Computations in Bioinformatics Data Warehouses, in: I.-Y. Song, J. Eder, T. Nguyen (Eds.), *Data Warehousing and Knowledge Discovery*, Vol. 5182 of *Lecture Notes in Computer Science*, Springer, 2008, pp. 135–145.
- [23] E. Pedersen, N. P. Willassen, L. A. Bongo, Transparent Incremental Updates for Genomics Data Analysis Pipelines, in: *Euro-Par 2013: Parallel Processing Workshops*, Springer, 2014, pp. 311–320.
- [24] E. Pedersen, I. A. Raknes, M. Ernstsens, L. A. Bongo, Integrating Data-Intensive Computing Systems with Biological Data Analysis Frameworks, in: *Proc. of 23rd Euromicro International Conference on Parallel, Distributed and Network-based Processing*, 2015.
- [25] L. A. Bongo, E. Pedersen, M. Ernstsens, Data-Intensive Computing Infrastructure Systems for Unmodified Biological Data Analysis Pipelines, in: to appear in *Proc. of*

Eleventh International Meeting on Computational Intelligence Methods for Bioinformatics and Biostatistics, 2014.

- [26] R. Edgar, M. Domrachev, A. E. Lash, Gene Expression Omnibus: NCBI gene expression and hybridization array data repository., *Nucleic Acids Res.* 30 (1) (2002) 207–210.
- [27] R. Leinonen, R. Akhtar, E. Birney, L. Bower, A. Cerdeno-Tárraga, Y. Cheng, I. Cleland, N. Faruque, N. Goodgame, R. Gibson, G. Hoad, M. Jang, N. Pakseresht, S. Plaisiter, R. Radhakrishnan, K. Reddy, S. Sobhany, P. T. Hoopen, R. Vaughan, V. Zalunin, G. Cochrane, The European nucleotide archive, *Nucleic Acids Res.* 39 (SUPPL. 1).
- [28] Y. Diao, A. Roy, T. Bloom, Building Highly-Optimized, Low-Latency Pipelines for Genomic Data Analysis, in: *Proc. of 7th Biennial Conference on Innovative Data Systems Research*, 2015.
- [29] J. E. Stajich, D. Block, K. Boulez, S. E. Brenner, S. A. Chervitz, C. Dagdigian, G. Fuellen, J. G. R. Gilbert, I. Korf, H. Lapp, H. Lehtväslaiho, C. Matsalla, C. J. Mungall, B. I. Osborne, M. R. Pocock, P. Schattner, M. Senger, L. D. Stein, E. Stupka, M. D. Wilkinson, E. Birney, The Bioperl toolkit: Perl modules for the life sciences, *Genome Research* 12 (10) (2002) 1611–1618.
- [30] K. Shvachko, H. Kuang, S. Radia, R. Chansler, The Hadoop Distributed File System, 2010 IEEE 26th Symposium on Mass Storage Systems and Technologies 0 (5) (2010) 1–10. doi:10.1109/MSST.2010.5496972.
- [31] Apache, Apache HBase (2014).
URL <http://hbase.apache.org/>
- [32] V. Shkapenyuk, T. Johnson, D. Srivastava, Bistro data feed management system, in: *Proc. of the 2011 international conference on Management of data*, ACM Press, New York, New York, USA, 2011, p. 1059. doi:10.1145/1989323.1989437.
- [33] S. F. Altschul, W. Gish, W. Miller, E. W. Myers, D. J. Lipman, Basic local alignment search tool, *Journal of Molecular Biology* 215 (3) (1990) 403–410. doi:10.1006/jmbi.1990.9999.
- [34] J. Goll, D. B. Rusch, D. M. Tanenbaum, M. Thiagarajan, K. Li, B. A. Methé, S. Yooseph, METAREP: JCVI metagenomics reports—an open source tool for high-performance comparative metagenomics., *Bioinformatics (Oxford, England)* 26 (20) (2010) 2631–2. doi:10.1093/bioinformatics/btq455.
- [35] H. Noguchi, T. Taniguchi, T. Itoh, MetaGeneAnnotator: detecting species-specific patterns of ribosomal binding site for precise gene prediction in anonymous prokaryotic and phage genomes., *DNA Research* 15 (6) (2008) 387–96. doi:10.1093/dnares/dsn027.
- [36] M. L. Massie, B. N. Chun, D. E. Culler, The ganglia distributed monitoring system: design, implementation, and experience, *Parallel Computing* 30 (7) (2004) 817–840. doi:10.1016/j.parco.2004.04.001.
- [37] D. Bhaya, A. R. Grossman, A.-S. Steunou, N. Khuri, F. M. Cohan, N. Hamamura, M. C. Melendrez, M. M. Bateson, D. M. Ward, J. F. Heidelberg, Population level functional diversity in a microbial community revealed by comparative genomic and metagenomic analyses., *The ISME journal* 1 (8) (2007) 703–713.
- [38] Apache cassandra (2015).
URL <http://cassandra.apache.org>
- [39] MongoDB (2015).
URL <http://mongodb.org>
- [40] J. Schildgen, T. Jorg, M. Hoffmann, S. Dessloch, Marimba: A Framework for Making MapReduce Jobs Incremental, in: *2014 IEEE International Congress on Big Data*, IEEE, 2014, pp. 128–135. doi:10.1109/BigData.Congress.2014.27.
- [41] F. Douglass, A. Iyengar, Application-specific Delta-encoding via Resemblance Detection, in: *Proc. of the USENIX Annual Technical Conference*, 2003, pp. 113–126. doi:10.1.1.6.7611.
- [42] D. M. Tanenbaum, J. Goll, S. Murphy, P. Kumar, N. Zafar, M. Thiagarajan, R. Madupu, T. Davidsen, L. Kagan, S. Kravitz, D. B. Rusch, S. Yooseph, The JCVI standard operating procedure for annotating prokaryotic metagenomic shotgun sequencing data, *Standards in genomic sciences* 2 (2) (2010) 229–237.
- [43] S. Hunter, M. Corbett, H. Denise, M. Fraser, A. Gonzalez-Beltran, C. Hunter, P. Jones, R. Leinonen, C. McAnulla, E. Maguire, J. Maslen, A. Mitchell, G. Nuka, A. Oisel,

S. Pesseat, R. Radhakrishnan, P. Rocca-Serra, M. Scheremetjew, P. Sterk, D. Vaughan, G. Cochrane, D. Field, S.-A. Sansone, EBI metagenomics—a new resource for the analysis and archiving of metagenomic data., *Nucleic Acids Res.* 42 (Database issue) (2014) D600–6. doi:10.1093/nar/gkt961.