

# Exact and Efficient Hamilton-Jacobi Reachability for Decoupled Systems

Mo Chen and Claire J. Tomlin

*Abstract*—Reachability analysis is important for studying optimal control problems and differential games, which are powerful theoretical tools for analyzing and modeling many practical problems in robotics, aircraft control, among other application areas. In reachability analysis, one is interested in computing the reachable set, defined as the set of states from which there exists a control, despite the worst disturbance, that can drive the system into a set of target states. The target states can be used to model either unsafe or desirable configurations, depending on the application. Many Hamilton-Jacobi formulations allow the computation of reachable sets, and existing numerical tools make these formulations practical for low-dimensional problems; however, due to the exponential complexity scaling in computation time and space, problems involving approximately 5 dimensions become extremely time-consuming and memory-intensive to solve, and those involving even more dimensions become intractable. A number of methods that compute an approximate solution exist in the literature, but these methods trade off complexity for optimality. In this paper, we eliminate complexity-optimality trade-offs for time-invariant decoupled systems using a decoupled Hamilton-Jacobi formulation that enables the exact reconstruction of high dimensional solutions via low dimensional solutions of the decoupled subsystems. Our formulation is compatible with existing numerical tools, and we show the accuracy, computation benefits, and an application of our novel approach using two numerical examples.

## I. INTRODUCTION

Optimal control problems and differential games have been extensively studied [1], [2], [3], [4], and have received growing interest in the past several years. These problems are powerful theoretical tools for analyzing a variety of real world problems, including path planning, collision avoidance, safety verification, among other applications in robotics, aircraft control, security, and other domains [5], [6], [7], [8].

In an optimal control problem, one aims to drive a controlled dynamical system into a set of states called the target set; depending on the application, the target set can model the set of either desirable or undesirable configurations. In a reachability framework, one aims to determine the backwards reachable set, defined as the set of states from which a control exists to drive the system into the target set. Differential games involve two adversarial players (Player 1 and Player

2). Player 2 seeks to drive a system to a target set, while Player 1 seeks to prevent Player 2 from doing so. One again aims to determine the backwards reachable set, which in this case is defined as the set of states from which a control from Player 2 exists to drive the system into the target set, despite the optimal adversarial control from Player 1.

Reachability is a common and effective way to analyze optimal control problems and differential games because it provides guarantees on system performance and safety, and has been studied by many authors. Reachability problems involving one player can be posed as a minimum (maximum) cost game where the player aims to minimize the minimum value achieved over time of some cost function representing the proximity to the target set. In the case of a differential game involving two players, Player 1 maximizes the minimum cost over time, while Player 2 minimizes it. [1] has shown that the backwards reachable set can be obtained by solving a Hamilton-Jacobi Partial Differential Equation (HJ PDE) with a terminal condition specifying the target set. Many similar formulations of the backwards reachability problems also exist [9], [10], [11]. HJ reachability has been successfully used to solve problems such as aircraft collision avoidance [1], automated in-flight refueling [12], and reach-avoid games [13], [14].

The techniques for computing backwards reachable sets via solving an HJ PDE are very flexible and can be applied to a large variety of system dynamics when the problem dimensionality is low. Furthermore, many numerical tools have been developed to solve these equations, making the HJ approach practically appealing [15], [16], [17], [18]. However, these numerical tools involve solving the HJ PDE on a grid, resulting in a computation time and space complexity that scales exponentially with the number of states in the system of interest. For these higher dimensional problems, various techniques such as those involving projections [19], [20], approximate dynamic programming [21], and occupation measure theory [22] have been proposed. While these approximation techniques alleviate the computation complexity, they give up optimality and sometimes give overly conservative results.

This paper resolves the complexity-optimality trade-off for time-invariant systems with decoupled dynamics, which are relatively common since many systems are composed of multiple subsystems. We present a decoupled formulation of the HJ reachability for computing backwards reachable sets for decoupled systems, defined in (3). By considering each decoupled component separately and solving lower dimensional HJ PDEs for these subsystems, we take advantage of

This work has been supported in part by NSF under CPS:ActionWebs (CNS-931843), by ONR under the HUNT (N0014-08-0696) and SMARTS (N00014-09-1-1051) MURIs and by grant N00014-12-1-0609, by AFOSR under the CHASE MURI (FA9550-10-1-0567). The research of M. Chen has received funding from the “NSERC PGS-D” Program.

M. Chen, and C. J. Tomlin are with the Department of Electrical Engineering and Computer Sciences, University of California, Berkeley, CA 94720, USA {mochen72, tomlin}@eecs.berkeley.edu

the decoupled system structure to reduce the computation time and space complexity substantially. At the same time, unlike the above-mentioned approximation techniques, our novel approach *exactly* recovers the solution to the original, high dimensional PDE.

## II. PROBLEM FORMULATION

Consider a differential game between two players described by the time-invariant system

$$\dot{z} = f(z, u, d), \text{ almost every } t \in [-T, 0], \quad (1)$$

where  $z \in \mathbb{R}^n$  is the system state,  $u \in \mathcal{U}$  is the control of Player 1, and  $d \in \mathcal{D}$  is the control of Player 2. We assume  $f : \mathbb{R}^n \times \mathcal{U} \times \mathcal{D} \rightarrow \mathbb{R}^n$  is uniformly continuous, bounded, and Lipschitz continuous in  $z$  for fixed  $u, d$ , and the control functions  $u(\cdot) \in \mathbb{U}, d(\cdot) \in \mathbb{D}$  are drawn from the set of measurable functions<sup>1</sup>. As in [1], [23], [24], we allow Player 2 to only use nonanticipative strategies  $\gamma$ , defined by

$$\begin{aligned} \gamma \in \Gamma &:= \{ \mathcal{N} : \mathbb{U} \rightarrow \mathbb{D} \mid \\ &u(r) = \hat{u}(r) \text{ for almost every } r \in [t, s] \\ &\Rightarrow \mathcal{N}[u](r) = \mathcal{N}[\hat{u}](r) \text{ for almost every } r \in [t, s] \} \end{aligned} \quad (2)$$

We further assume that the system is a *decoupled system*.

**Definition 1: Decoupled system.** A system (1) is a decoupled system if it can be split into  $N$  components, denoted  $\{x_i\}_{i=1}^N$  where  $z = (x_1, \dots, x_N)$ , that satisfy the following:

$$\begin{aligned} \dot{x}_i &= f_i(x_i, u_i, d_i), \text{ almost every } t \in [-T, 0], \\ i &= 1, \dots, N, \end{aligned} \quad (3)$$

where  $x_i \in \mathbb{R}^{n_i}$  is  $i$ th component of the full state,  $u_i \in \mathcal{U}_i$  is  $i$ th component of the control of Player 1, and  $d_i \in \mathcal{D}_i$  is  $i$ th component of the control of Player 2. Based on this assumption and the assumptions on  $f(\cdot, \cdot, \cdot), u(\cdot), d(\cdot)$ , we have that  $f_i : \mathbb{R}^{n_i} \times \mathcal{U}_i \times \mathcal{D}_i \rightarrow \mathbb{R}^{n_i}$  is uniformly continuous, bounded, and Lipschitz continuous in  $x_i$  for fixed  $u_i, d_i$  and  $u_i(\cdot), d_i(\cdot)$  are measurable. Note that  $\sum_{i=1}^N n_i = n$ .

We denote system trajectories, which are solutions to (1), as

$$\xi_f(s; z, t, u(\cdot), d(\cdot)) : [t, 0] \rightarrow \mathbb{R}^n. \quad (4)$$

$\xi_f$  satisfies initial conditions  $\xi_f(t; z, t, u(\cdot), d(\cdot)) = z$  and the following differential equation almost everywhere

$$\frac{d}{ds} \xi_f(s; z, t, u(\cdot), d(\cdot)) = f(\xi_f(s; z, t, u(\cdot), d(\cdot)), u(s), d(s)) \quad (5)$$

In our differential game, the goal of Player 2 is to drive the system into some target set  $\mathcal{L}$ , and the goal of Player 1 is to drive the system away from it. The set  $\mathcal{L}$  is represented

<sup>1</sup>A function  $f : X \rightarrow Y$  between two measurable spaces  $(X, \Sigma_X)$  and  $(Y, \Sigma_Y)$  is said to be measurable if the preimage of a measurable set in  $Y$  is a measurable set in  $X$ , that is:  $\forall V \in \Sigma_Y, f^{-1}(V) \in \Sigma_X$ , with  $\Sigma_X, \Sigma_Y$   $\sigma$ -algebras on  $X, Y$ .

as the zero sublevel set of a bounded, Lipschitz continuous function  $l : \mathbb{R}^n \rightarrow \mathbb{R}$ :

$$\mathcal{L} = \{z \in \mathbb{R}^n \mid l(z) \leq 0\} \quad (6)$$

Such a function always exists, since we can choose  $l(\cdot)$  to be a signed distance function; we call  $l(\cdot)$  the implicit surface function representing the set  $\mathcal{L}$ . In accordance with our decoupled dynamics, we assume that  $l$  can be represented as a maximum of  $N$  bounded, Lipschitz continuous functions  $l_i : \mathbb{R}^{n_i} \rightarrow \mathbb{R}$ ,  $l(z) = l(x_1, \dots, x_N) = \max_i l_i(x_i)$  where  $l_i(x_i)$  are implicit surface functions representing  $\mathcal{L}_i$  so that  $z \in \mathcal{L} \Leftrightarrow x_i \in \mathcal{L}_i \forall i$ . Note that with the definition of  $l(z)$  and  $l_i(x_i)$ , we have that

$$\mathcal{L} = \bigcap_i \mathcal{L}_i. \quad (7)$$

Given the decoupled system (3) and the target set  $\mathcal{L}$  in the form (7) represented by  $l(\cdot)$ , our goal in this paper is to compute the backwards reachable set,  $\mathcal{V}(t)$ , in the low-dimensional space  $\mathbb{R}^{n_i}$  of each of the decoupled components  $x_i$  as opposed to in the full system state space  $\mathbb{R}^n$ .  $\mathcal{V}(t)$  is defined as

$$\begin{aligned} \mathcal{V}(t) &:= \{z \in \mathbb{R}^n \mid \exists \gamma \in \Gamma \text{ such that} \\ &\forall u(\cdot) \in \mathbb{U}, \exists s \in [t, 0], \xi_f(s; z, t, u(\cdot), \gamma[u](\cdot) \in \mathcal{L})\} \end{aligned} \quad (8)$$

One may have noticed that if  $\mathcal{L} = \bigcup_i \mathcal{L}_i$ , one would be able to simply find  $\mathcal{V}_i(t)$  by solving (9) with  $\mathcal{L}_i$  as the target set, and then obtain  $\mathcal{V}(t) = \bigcup_i \mathcal{V}_i(t)$ . However, it is crucial to observe that we are interested in the case where  $\mathcal{L} = \bigcap_i \mathcal{L}_i$ , in which a simple union of  $\mathcal{V}_i(t)$  would *not* yield the correct reachable set  $\mathcal{V}(t)$ .

## III. SOLUTION

### A. HJ Reachability: Full Formulation

In [1], the authors showed that the backwards reachable set  $\mathcal{V}(t)$  can be obtained as the zero sublevel set of the viscosity solution [25]  $V(t, z)$  of the following terminal value HJ PDE:

$$\begin{aligned} D_t V(t, z) + \min\{0, \max_{u \in \mathcal{U}} \min_{d \in \mathcal{D}} D_z V(t, z) \cdot f(z, u, d)\} &= 0 \\ V(0, z) &= l(z) \end{aligned} \quad (9)$$

from which we obtain  $\mathcal{V}(t) = \{z \in \mathbb{R}^n \mid V(t, z) \leq 0\}$  from the bounded, Lipschitz function  $V(t, z)$  that is also continuous in both  $z$  and  $t$  [23].

In addition to [1], many other authors have proposed various HJ PDEs and HJ variational inequalities (VI) [9], [10], [11] for the reachability problem. Furthermore, these HJ PDEs and HJ VIs can be solved using well-established numerical methods [15], [16], [17], [18]. However, all of these approaches become intractable very quickly as the dimensionality of the problem  $n$  increases. Numerically, the solution  $V(t, z)$  is computed on a grid, and the number of grid points increases exponentially with the number of dimensions.

In many engineering systems, decoupled dynamics allow for tractable or faster computation of reachable sets in the individual decoupled components. Some authors [19], [20] have proposed methods for combining or stitching together these reachable set components into the full reachable set. These methods work reasonably well, but introduce conservatism in various ways.

In the next subsections, we will provide a method for combining solutions to the lower dimensional HJ PDEs to construct the *exact* full solution in the original HJ PDE.

### B. HJ Reachability: Decoupled Formulation

Observe that (9) can be considered to be an equation involving two cases. Depending on which of the arguments in the outer-most minimum is active, (9) becomes one of (10) or (11):

$$D_t V(t, z) = 0 \quad (10)$$

$$D_t V(t, z) + \max_{u \in \mathcal{U}} \min_{d \in \mathcal{D}} D_z V(t, z) \cdot f(z, u, d) = 0 \quad (11)$$

This motivates us to define the following sets  $\mathcal{F}_1(t), \mathcal{F}_2(t)$  which characterize which of the outer-most minimum operation is active in (9).

$$\begin{aligned} \mathcal{F}_1(t) &= \{z \in \mathbb{R}^n \mid \max_{u \in \mathcal{U}} \min_{d \in \mathcal{D}} D_z V(t, z) \cdot f(z, u, d) \geq 0\} \\ \mathcal{F}_2(t) &= \{z \in \mathbb{R}^n \mid \max_{u \in \mathcal{U}} \min_{d \in \mathcal{D}} D_z V(t, z) \cdot f(z, u, d) < 0\} \end{aligned} \quad (12)$$

Note that  $\mathcal{F}_1(t)$  is the complement of  $\mathcal{F}_2(t)$ ,  $\mathcal{F}_1(t) = \mathcal{F}_2^C(t)$ , for all time. At a given  $t$ , in  $\mathcal{F}_1(t)$ ,  $V(t, z)$  satisfies (10); in  $\mathcal{F}_2(t)$ ,  $V(t, z)$  satisfies (11). We now show an important property of  $\mathcal{F}_1(t)$  and  $\mathcal{F}_2(t)$  in the Lemma and Corollary below. These will be used to show that our proposed decoupled formulation allows exact computation of  $V(t, z)$ , by computation of  $V_i(t, x_i)$ , value functions of lower dimensional spaces.

*Lemma 1:*  $z \in \mathcal{F}_1(t_0) \Rightarrow z \in \mathcal{F}_1(t) \forall t \in [-T, t_0]$

*Proof:* Suppose  $z \in \mathcal{F}_1(t_0)$ , then by (10) we have  $D_t V(t_0, z) = 0$ . Thus,  $V(t, z)$  becomes independent of  $t$  at  $t = t_0$ . Also, by (12), we have  $\max_{u \in \mathcal{U}} \min_{d \in \mathcal{D}} D_z V(t_0, z) \cdot f(z, u, d) \geq 0$ .

This leads to  $\max_{u \in \mathcal{U}} \min_{d \in \mathcal{D}} D_z V(t, z) \cdot f(z, u, d) \geq 0 \forall t \leq t_0$ , since otherwise, let  $t_1 < t_0$  be the largest time such that  $\max_{u \in \mathcal{U}} \min_{d \in \mathcal{D}} D_z V(t_1, z) \cdot f(z, u, d) < 0$ . This would imply that  $V(t_1, z) \neq V(t_0, z)$ , or

$$V(t_1, z) - V(t_0, z) = \Delta \neq 0 \quad (13)$$

However, by (10),  $V(t, z) = V(t_0, z) \forall t \in (t_1, t_0]$ . In particular, then, we have for any  $\epsilon > 0$

$$\frac{V(t_1, z) - V(t_1 + \epsilon, z)}{\epsilon} = \frac{\Delta}{\epsilon}. \quad (14)$$

This means that  $\forall M \in \mathbb{R}, \exists \epsilon > 0$  such that

$$\frac{V(t_1, z) - V(t_1 + \epsilon, z)}{\epsilon} > M, \quad (15)$$

which is a contradiction since  $V(t, z)$  is Lipschitz continuous, requiring that  $\forall \epsilon, \exists K \geq 0$  such that

$$\frac{V(t_1, z) - V(t_1 + \epsilon, z)}{\epsilon} \leq K. \quad (16)$$

Finally, since  $\max_{u \in \mathcal{U}} \min_{d \in \mathcal{D}} D_z V(t, z) \cdot f(z, u, d) \geq 0 \forall t \leq t_0$ , we have that  $z \in \mathcal{F}_1(t) \forall t \in [-T, t_0]$  by (12). ■

*Corollary 1:*  $z \in \mathcal{F}_2(t_1) \Rightarrow z \in \mathcal{F}_2(t) \forall t \in [t_1, 0]$ .

*Proof:* Suppose  $\exists t_0 > t_1, z \notin \mathcal{F}_2(t_0)$  but  $z \in \mathcal{F}_2(t_1)$ . Since  $\mathcal{F}_1(t)$  is the complement of  $\mathcal{F}_2^C(t)$ , this implies  $z \in \mathcal{F}_1(t_0)$ . By Lemma 1, we must have that  $z \in \mathcal{F}_1(t_1)$  since  $t_1 \in [-T, t_0]$ , a contradiction. ■

We can now state our main theorem.

*Theorem 1:* The solution to (9) for a decoupled system with dynamics (3) and terminal condition  $l(z) = \max_i l_i(x_i)$  is given by

$$\begin{aligned} V(t, z) &= \max_i V_i(\bar{t}(z), x_i) \quad \forall z \in \mathcal{F}_1(t) \\ V(t, z) &= \max_i V_i(t, x_i) \quad \forall z \in \mathcal{F}_2(t) \end{aligned} \quad (17)$$

where  $V_i(t, x_i), i = 1 \dots, N$  are the viscosity solutions to

$$\begin{aligned} D_t V_i(t, x_i) + \max_{u_i \in \mathcal{U}_i} \min_{d_i \in \mathcal{D}_i} D_{x_i} V_i(t, x_i) \cdot f_i(x_i, u_i, d_i) &= 0 \\ V_i(0, x_i) &= l_i(x_i), \end{aligned} \quad (18)$$

and  $\bar{t}(z)$  is the smallest time such that  $z \in \mathcal{F}_1(t)$ , i.e.

$$\bar{t}(z) = \inf_{\tau > t} \{z \in \mathcal{F}_1(\tau)\} \quad (19)$$

*Proof:* **Case 1:** By Lemma 1, we have  $\forall z \in \mathcal{F}_1(t), z \in \mathcal{F}_1(\tau) \forall \tau \leq \bar{t}(z)$ . Therefore,  $V(t, z)$  satisfies (10)  $\forall t \leq \bar{t}(z)$ , so  $V(t, z) = V(\bar{t}(z), z)$ . **Case 2** of this proof would then imply  $V(\bar{t}(z), z) = \max_i V_i(\bar{t}(z), x_i)$ .

**Case 2:** Consider a target set represented by the zero sublevel set of the function  $l(z)$ , where  $l(z) = \max_i l_i(x_i)$ . By (9), we have that  $V(0, z) = \max_i l_i(x_i)$ . Define functions  $V_i(t, x_i)$  such that  $V_i(0, x_i) = l_i(x_i)$ , then at  $t = 0$ , we have  $V(t, z) = \max_i V_i(t, x_i)$ , and

$$\begin{aligned} D_t V(t, z) &= \sum_i 1\{i = \arg \max_i V_i(t, x_i)\} D_t V_i(t, x_i) \\ D_z V(t, z) &= \sum_i 1\{i = \arg \max_i V_i(t, x_i)\} I_{x_i} D_{x_i} V_i(t, x_i) \end{aligned} \quad (20)$$

where  $1\{\cdot\}$  is the indicator function that is 1 when its argument is true and 0 otherwise, and  $I_{x_i}$  is an matrix in  $\mathbb{R}^{n \times n_i}$  of all zeros except for in the rows corresponding to the  $x_i$  component where it is the identity matrix in  $\mathbb{R}^{n_i \times n_i}$ .

Now, consider all points  $z \in \mathcal{F}_2(t)$ , in which  $V(t, z)$  satisfies (11). Substituting  $V(t, z) = \max_i V_i(t, x_i)$  into (11), we have

$$\sum_i 1\{i = \arg \max_i V_i(t, x_i)\} [D_t V_i(t, x_i) + \max_{u_i \in \mathcal{U}_i} \min_{d_i \in \mathcal{D}_i} D_{x_i} V_i(t, x_i) \cdot f_i(x_i, u_i, d_i)] = 0. \quad (21)$$

Equation (21) states that in the region where  $V_i(t, x_i)$  is the maximum among  $\{V_j(t, x_j)\}_{j=0}^N$ , we have  $V(t, z) = V_i(t, x_i)$ , where  $V_i(t, x_i)$  satisfies (18).

Consider auxiliary functions  $W_i(t, x_i)$  which satisfy, for all  $t \in [-T, 0]$  and all  $x_i$ ,

$$D_t W_i(t, x_i) + \max_{u_i \in \mathcal{U}_i} \min_{d_i \in \mathcal{D}_i} D_{x_i} W_i(t, x_i) \cdot f_i(x_i, u_i, d_i) = 0 \\ W_i(0, x_i) = l_i(x_i). \quad (22)$$

By Corollary 1, we have that  $V_i(t, x_i)$  and  $W_i(t, x_i)$  both satisfy the same PDE with the same terminal conditions,  $i = 1, \dots, N$ . Therefore,  $V_i(t, x_i) = W_i(t, x_i), \forall i = 1, \dots, N$ . ■

### C. Decoupled Formulation Algorithm

Algorithmically, Theorem 1 states the following:

- 1)  $D_t V(t_0, z) = 0$  for some  $t_0 \Rightarrow D_t V(t, z) = 0 \forall t \in [-T, t_0]$ .
- 2)  $\forall z \in \mathcal{F}_1(t), D_t V(t, z) = 0$ .
- 3)  $\forall z \in \mathcal{F}_2(t), V(t, z) = \max_i V_i(t, x_i)$  where  $V_i(t, x_i)$  satisfies (18).

This gives us an efficient way to compute  $V(t, z)$  by computing  $V_i(t, x_i), i = 1, \dots, N$ , transforming the original  $n$ -dimensional problem of computing  $V(t, z)$  into the  $N$   $n_i$ -dimensional problems of computing  $V_i(t, x_i), i = 1, \dots, N$ . Because of the exponential scaling of the computation time and space complexity, it is in general orders of magnitude computationally cheaper to perform the  $N$  computations in  $\mathbb{R}^{n_i}$  than to perform the single original computation in  $\mathbb{R}^n$ . Based on the conclusions we drew, the following algorithm *exactly* computes  $V(t, z)$ , which satisfies (9), with the above-mentioned computation benefits:

- 1) Initialize  $V_i(t, x_i) = l_i(x_i), i = 1, \dots, N$ .
- 2) Compute  $V_i(t, x_i), i = 1, \dots, N$ , by solving (18).
- 3) Initialize  $V(t, z) = l(t, z) = \max_i V_i(t, x_i)$ .
- 4) Decrement  $t$  from 0 to  $-T$ ; for each time step  $\bar{t}$ :
  - a) Set the auxiliary variable

$$\tilde{V}(\bar{t}, z) \leftarrow \max_i V_i(\bar{t}, x_i)$$

This step correctly computes  $V(\bar{t}, z)$  to be  $\tilde{V}(\bar{t}, z)$  for all  $z \in \mathcal{F}_2(\bar{t})$ .

- b) Update the value function

$$V(\bar{t}, z) \leftarrow \min\{V(\bar{t}, z), \tilde{V}(\bar{t}, z)\}$$

This step correctly computes  $V(\bar{t}, z)$  to satisfy  $D_t V(t, z) = 0$  for all  $z \in \mathcal{F}_1(\bar{t})$ .

### D. Computation Time and Space Complexity Comparison

For a state space discretization of  $k$  grid points in each dimension, the computation time complexity decreases from  $O(k^n)$  for the original problem in  $\mathbb{R}^n$ , to  $O(\sum_i k^{n_i}) = O(k^{\max_i n_i})$  for the  $N$  subproblems in  $\mathbb{R}^{n_i}$ . This is in general a computation speed improvement of many orders of magnitude.

Directly solving (9) on a computational domain  $\mathcal{S} \subset \mathbb{R}^n$  has a space complexity of  $O(\tau k^n)$ , where  $\tau$  is the number of time steps of  $V(t, z)$  being stored, since we need to store an  $n$ -dimensional grid with  $k$  grid points in each dimension for each of the  $\tau$  time steps. The algorithm presented in III-C involves computing  $V_i(t, x_i)$  on computation domains  $\mathcal{X}_i \subset \mathbb{R}^{n_i}, i = 1, \dots, N$ . Each  $V_i(t, x_i)$  thus has a space complexity of  $O(\tau k^{n_i})$ ; the overall space complexity is then  $O(\tau k^{\max_i n_i})$ .

From  $V_i(t, x_i)$ , we can then reconstruct  $V(t, z)$  in any domain  $\mathcal{Z} \subset \mathcal{X}_1 \times \mathcal{X}_2 \times \dots \times \mathcal{X}_N$ . Thus, by choosing  $\mathcal{Z}$  to be a small subset of  $\mathcal{X}_1 \times \dots \times \mathcal{X}_N$ , we can always avoid additional space complexity. This allows us to access  $V(t, z), z \in \mathcal{Z}$ . Commonly in practice, one would choose  $\mathcal{Z}$  to be in a small region around a state  $z$  of interest (eg. the current system state), and access the value function  $V(t, z)$  as well as its gradient  $D_z V(t, z)$  at  $z$ ; this allows one to determine if  $z$  is in the reachable set based on the sign of  $V(t, z)$ , and compute the optimal controls  $u(t), d(t)$  for both Player 1 and Player 2 respectively based on  $D_z V(t, z)$  as follows:

$$u^* = \arg \max_{u \in \mathcal{U}} \min_{d \in \mathcal{D}} D_z V(t, z) \cdot f(z, u, d) \\ d^* = \arg \min_{d \in \mathcal{D}} D_z V(t, z) \cdot f(z, u^*, d) \quad (23)$$

It is crucial to note that we do *not* need to store  $V(t, z)$  for all  $z \in \mathcal{S} = \mathcal{X}_1 \times \dots \times \mathcal{X}_N$ , in which case we incur the original space complexity of solving the full problem. In fact, in many situations, storing  $V(t, z)$  in the entire  $\mathcal{S}$  is infeasible since the space complexity is exponential with the dimension of  $\mathcal{S}$ . With that caveat, we restate our algorithm for computing  $V(t, z)$  from  $V_i(t, x_i), i = 1, \dots, N$ , explicitly noting memory allocation, to show that one only needs to store  $V(t, z)$  for  $z \in \mathcal{Z} \subset \mathcal{S}$ , where  $\mathcal{Z}$  is a very small subset of  $\mathcal{S}$ :

- 1) Initialize  $V_i(t, x_i) = l_i(t, x_i)$  for  $x_i \in \mathcal{X}_i, i = 1, \dots, N$ .
- 2) Compute  $V_i(t, x_i)$  in  $\mathcal{X}_i, i = 1, \dots, N$  by solving 18.
- 3) Initialize  $V(t, z) = l(t, z)$  in a small computation domain  $\mathcal{Z} \subset \mathcal{X}_1 \times \dots \times \mathcal{X}_N$ .
- 4) Decrement  $t$  from 0 to  $-T$ ; for each time step  $\bar{t}$ , perform the following computations in  $\mathcal{Z}$ :
  - a)  $\tilde{V}(\bar{t}, z) \leftarrow \max_i V_i(\bar{t}, x_i)$
  - b)  $V(\bar{t}, z) \leftarrow \min\{V(\bar{t}, z), \tilde{V}(\bar{t}, z)\}$

### E. Numerical Implementation

Our proposed decoupled formulation involves solving (18) for each of the  $N$  subsystems. As already mentioned, many numerical tools already exist for solving (18); we will use the implementation in [15]. For the examples in this paper,

we used the numerical schemes stated below; however, any of the existing numerical schemes known to be suitable for solving (18) will suffice.

To numerically approximate the Hamiltonian  $H(D_{x_i}V_i, x_i) = \max_{u \in \mathcal{U}} \min_{d \in \mathcal{D}} D_z V(t, z) \cdot f(z, u, d)$  in (18), we used the Lax-Friedrich approximation [26]. For the numerical approximation to the spatial derivatives  $D_{x_i}V_i(t, x_i)$ , we used a fifth-order accurate weighted essentially non-oscillatory scheme [26], [27]. For the numerical approximation to the time derivatives  $D_t V_i(t, x_i)$ , we used a third-order accurate total variation diminishing Runge-Kutta scheme [27], [28].

Computations were done on a desktop computer with an Intel Core i7-2600K CPU running at 3.4 GHz, with 16 GB of memory.

#### IV. 4D QUADROTOR COLLISION AVOIDANCE

Consider a simple quadrotor model consisting of two decoupled double-integrators:

$$\begin{aligned} \dot{p}_x &= v_x, & \dot{p}_y &= v_y \\ \dot{v}_x &= u_x, & \dot{v}_y &= u_y \\ \underline{u} &\leq |u_x|, |u_y| \leq \bar{u} \end{aligned} \quad (24)$$

$p_x, p_y$  denote the  $x$ - and  $y$ -position of the quadrotor, and  $v_x, v_y$  denote the  $x$ - and  $y$ -velocity. The control signals  $u_x, u_y$  are the  $x$ - and  $y$ -acceleration of the quadrotor, constrained to be between  $\underline{u}$  and  $\bar{u}$ .

Now, consider two quadrotors in a pursuit-evasion game, in which the evader (Player 1) aims to avoid collision, while the pursuer (Player 2) aims to cause a collision. The relative coordinates of the two quadrotors are given by the following state variables:

$$\begin{aligned} p_{x,r} &= p_{x,i} - p_{x,j}, & p_{y,r} &= p_{y,1} - p_{y,2} \\ v_{x,r} &= v_{x,i} - v_{x,j}, & v_{y,r} &= v_{y,1} - v_{y,2} \end{aligned} \quad (25)$$

Given the above relative state variables, the relative dynamics of the two quadrotors are given by

$$\begin{aligned} \dot{p}_{x,r} &= v_{x,r}, & \dot{p}_{y,r} &= v_{y,r} \\ \dot{v}_{x,r} &= u_{x,1} - u_{x,2}, & \dot{v}_{y,r} &= u_{y,1} - u_{y,2} \end{aligned} \quad (26)$$

Note that this system is decoupled, with  $x_1 = (p_{x,r}, v_{x,r}) \in \mathbb{R}^2$  as the first decoupled component, and  $x_2 = (p_{y,r}, v_{y,r}) \in \mathbb{R}^2$  as the second decoupled component. In the relative coordinates  $z := (p_{x,r}, v_{x,r}, p_{y,r}, v_{y,r}) \in \mathbb{R}^4$  of the two quadrotors, we define the collision set of size 1, representing the configurations in which the two quadrotors are considered to have collided, as the following set:

$$\mathcal{L} = \{z \in \mathbb{R}^4 \mid |p_{x,r}|, |p_{y,r}| \leq 1\} \quad (27)$$

with the corresponding implicit surface function  $l(z)$  where  $l(z) \leq 0 \Leftrightarrow z \in \mathcal{L}$ . Since we have a decoupled system, let  $\mathcal{L}_i, i = 1, 2$  be the following sets:

$$\begin{aligned} \mathcal{L}_1 &= \{x_1 \in \mathbb{R}^2 \mid |p_{x,r}| \leq 1\} \\ \mathcal{L}_2 &= \{x_2 \in \mathbb{R}^2 \mid |p_{y,r}| \leq 1\} \end{aligned} \quad (28)$$

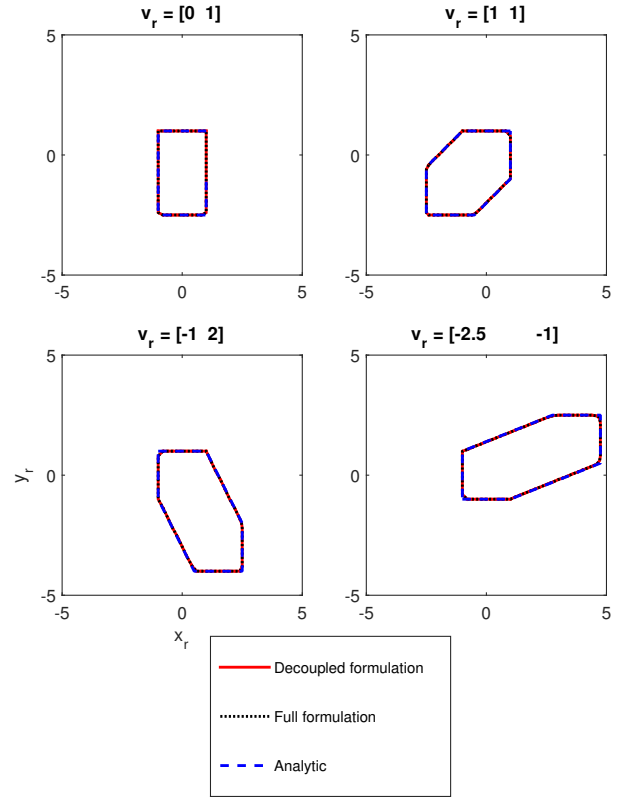


Fig. 1: Various  $(v_{x,r}, v_{y,r})$  slices of the reachable set.

with corresponding implicit surface functions  $l_i(x_i), i = 1, 2$ . Then, we have  $\mathcal{L} = \mathcal{L}_1 \cap \mathcal{L}_2$  and  $l(z) = \max_i l_i(x_i), i = 1, 2$ .

We will set  $\mathcal{L}$  as the target set in our reachability problem, and compute the backwards reachable set  $\mathcal{V}(t)$  from  $\mathcal{L}$  using three methods:

- Solve (9) directly in  $\mathbb{R}^4$  to obtain  $V(t, z)$ , whose zero sublevel set represents  $\mathcal{V}(t)$ .
- Solve (18) in  $\mathbb{R}^2, i = 1, 2$ , to obtain  $V(t, z)$  using our proposed decoupled formulation described in Section III-B.
- Compute the analytic boundary of the reachable set.

For comparison purposes, for the first two methods we will compute  $V(t, z)$  on the computation domain  $[-5, 5]^4$ . However, it is important to recall that for our proposed method described in Section III-B, we can significantly reduce space complexity by only storing a small part of  $V(t, z)$ .

##### A. Reachable Set

Since the state space of our system is 4D, we visualize various  $(v_{x,r}, v_{y,r})$  slices of the reachable set, whose boundary is given by  $\{z \mid V(t = 1.5, z) = 0\}$ . Figures 1 shows these slices. The reachable set boundary computed using our proposed decoupled method is very close to the reachable set boundary computed by solving the full PDE (9) in  $\mathbb{R}^4$  and to analytic reachable set boundary. Figures 2 zooms in on the plots for a closer look.

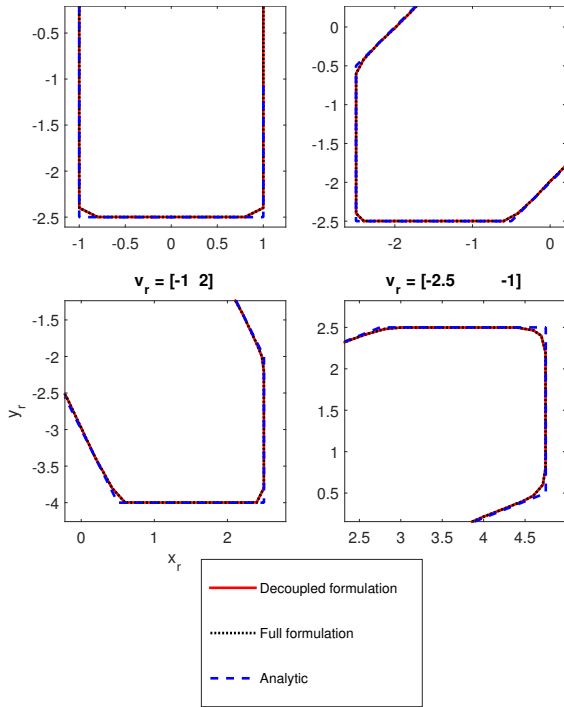


Fig. 2: Various  $(v_{x,r}, v_{y,r})$  slices of the reachable set, zoomed in.

### B. Performance

In order to quantify the computation error, we converted  $V(t, z)$  into a signed distance function  $V_{sd}(t, z)$  from the boundary  $V(t, z) = 0$ . This operation was first proposed in [29] and can be done by solving the reinitialization PDE formulated in [30]; for this operation, we use the implementation in [15]. We then evaluated approximately 24 million analytically-computed reachable set boundary points on the  $V_{sd}(t, z)$ ; the resulting values represent how far each of the analytically-computed points are from the numerically-computed boundary. The values of  $V_{sd}(t, z)$  on analytic boundary points are defined as the computation error.

Figure 3 shows the error as a function of grid spacing. From the maximum error (red curve), one can see that the decoupled formulation results in a numerically-computed reachable set boundary that is accurate within the size of the grid spacing (black line). On average, the error is actually approximately an order of magnitude smaller than the size of grid spacing (blue curve). Furthermore, we can see numerical convergence to the analytic solution as the grid spacing size decreases.

Figure 4 shows the computation time as a function of the number of grid points in each dimension. Here, we can see that the decoupled formulation is orders of magnitude faster than the full formulation. In addition, due to space complexity, the full formulation computation could not be done for more than 71 grid points in each dimension, whereas the decoupled formulation computation can be done with many more grid points in each dimension. Lastly, as expected, the slopes of curves in the log-log plot show an

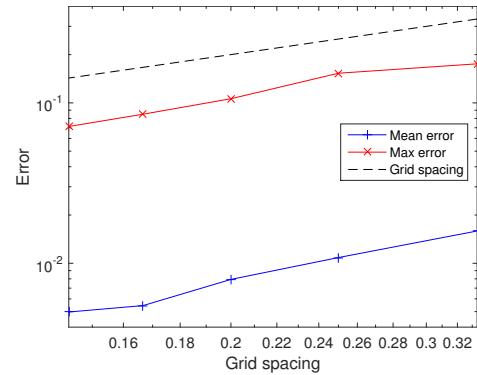


Fig. 3: Mean and maximum error of the reachable set computed using the decoupled formulation, as a function of the grid spacing.

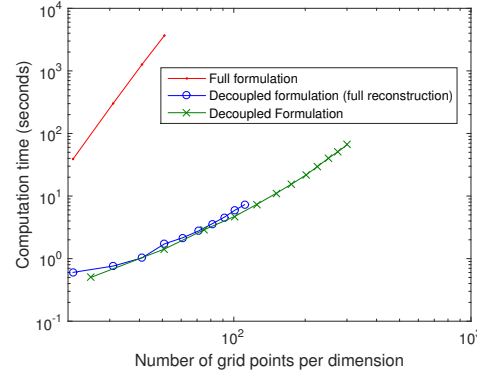


Fig. 4: Computation time as a function of the number of grid points in each dimension.

$O(k^4)$  time complexity for the full formulation, and only  $O(k^2)$  for the decoupled formulation.

For the decoupled formulation, when we reconstruct the full value function in 4D (blue curve), the computation time hardly increases compared to when we do not perform full reconstruction (green curve). However, in general, reconstruction of the full value function is not necessary, as we recommend that the value function in only a region near a state of interest should be computed. Without full reconstruction of the value function, we are able to obtain results with many more grid points (green curve), improving the accuracy of the numerical computation.

### V. 6D QUADROTOR COLLISION AVOIDANCE

Now, consider relative dynamics augmented by the velocity of evader quadrotor (Player 1), given in Equation (29). These augmented dynamics are needed to impose a velocity limit on the quadrotor.

$$\begin{aligned}
 \dot{p}_{x,r} &= v_{x,r}, & \dot{p}_{y,r} &= v_{y,r} \\
 \dot{v}_{x,r} &= u_x - d_x, & \dot{v}_{y,r} &= u_y - d_y \\
 \dot{v}_{x,1} &= u_x, & \dot{v}_{y,1} &= u_y
 \end{aligned} \tag{29}$$

For this system, we consider a collision between the two quadrotors, as defined previously, to be unsafe configurations. Here, we denote this set  $\mathcal{L}_C$

$$\mathcal{L}_C = \{z \in \mathbb{R}^6 \mid |p_{x,r}| \leq d, |p_{y,r}| \leq 2\} \quad (30)$$

with corresponding implicit surface function  $l_C(z)$ .

We also consider configurations in which Player 1 is exceeding a velocity limit of 5 in the  $x$ - or  $y$ - directions to be unsafe. This set of configurations is denoted  $\mathcal{L}_S$ , defined below:

$$\mathcal{L}_S = \{z \in \mathbb{R}^6 \mid |v_{x,1}| \geq 5 \vee |v_{y,1}| \geq 5\} \quad (31)$$

We define the target set  $\mathcal{L}$  to be the union of the above configurations;  $\mathcal{L}$  represents all unsafe configurations. We will compute the reachable set  $\mathcal{V}$  from the target set  $\mathcal{L}$  as follows:

- 1) Compute  $\mathcal{V}_C(t)$ , the reachable set from target set  $\mathcal{L}_C$ .
- 2) Compute  $\mathcal{V}_S(t)$ , the reachable set from target set  $\mathcal{L}_S$ .
- 3) Take the union to obtain  $\mathcal{V}(t) = \mathcal{V}_C(t) \cup \mathcal{V}_S(t)$ .

We now briefly elaborate on the first two steps.

#### A. The Collision Reachable Set

Since our system is 6D, (9) cannot be tractably solved. However, since our system is decoupled with  $x_1 = (p_{x,r}, v_{x,r}, v_{x,1})$ ,  $x_2 = (p_{y,r}, v_{y,r}, v_{y,1})$ , and we can write  $l(z) = \max\{l_C(x_1), l_C(x_2)\}$  where  $l_C(x_i) \leq 0 \Leftrightarrow x_i \in \mathcal{L}_{C,i}$ ,  $i = 1, 2$  with

$$\begin{aligned} \mathcal{L}_{C,1} &= \{x_1 \in \mathbb{R}^3 \mid |p_{x,r}| \leq 2\} \\ \mathcal{L}_{C,2} &= \{x_2 \in \mathbb{R}^3 \mid |p_{y,r}| \leq 2\}, \end{aligned} \quad (32)$$

our decoupled formulation will be able to solve (18) with  $l_{C,i}(x_i)$ ,  $i = 1, 2$  as the terminal conditions to compute  $\mathcal{V}_C(t)$ .

#### B. The Speed Limit Reachable Set

To compute  $\mathcal{V}_S(t)$ , note that  $\mathcal{V}_S(t) = \mathcal{V}_{S,1}(t) \cup \mathcal{V}_{S,2}(t)$  where  $\mathcal{V}_{S,1}(t), \mathcal{V}_{S,2}(t)$  are the reachable sets with  $\mathcal{L}_{S,1}, \mathcal{L}_{S,2}$  as the target sets.  $\mathcal{L}_{S,1}, \mathcal{L}_{S,2}$  are defined below:

$$\begin{aligned} \mathcal{L}_{S,1} &= \{x_1 \in \mathbb{R}^3 \mid |v_{x,1}| \geq 5\} \\ \mathcal{L}_{S,2} &= \{x_2 \in \mathbb{R}^3 \mid |v_{y,1}| \geq 5\}, \end{aligned} \quad (33)$$

Since  $\mathcal{L}_S(t)$  is the *union* of  $\mathcal{L}_{S,1}(t)$  and  $\mathcal{L}_{S,2}(t)$ , and not the *intersection*, we can simply compute  $\mathcal{V}_{S_i}(t)$  using the full formulation in Section III-A using  $\mathcal{L}_{S_i}$  as the target sets and then take their union to obtain  $\mathcal{V}_S(t)$ .

#### C. Reachable set

Taking the union  $\mathcal{V} = \mathcal{V}_S(t) \cup \mathcal{V}_C(t)$ , we obtain the 6D reachable set. To visualize  $\mathcal{V}(t)$ , we compute 2D slices of the 6D reachable set at various  $(v_{x,r}, v_{x,1}, v_{y,r}, v_{y,1})$  values. This is done *without* computing the entire 6D reachable set by setting the computation domain  $\mathcal{Z}$  to be in a large portion of the  $(p_{x,r}, p_{y,r})$  plane, at a small range of  $(v_{x,r}, v_{x,1}, v_{y,r}, v_{y,1})$  values. The 2D slices as shown in Figure 5. Each subplot shows two different ordered pairs  $(v_{x,1}, v_{y,1})$  for a particular  $(v_{x,r}, v_{y,r})$ . The red boundary represents the slice with  $(v_{x,1}, v_{y,1}) = (0, 0)$ , while the blue boundary represents a slice with the velocity of Player 1

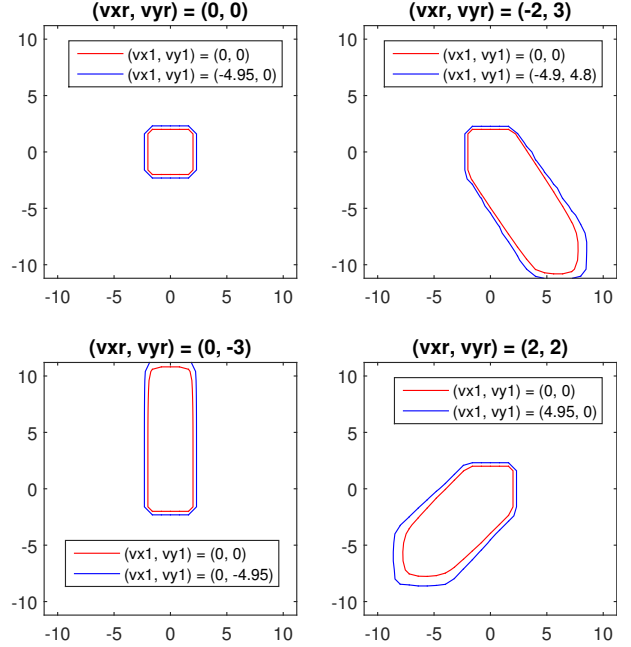


Fig. 5: 2D slices of the 6D reachable set for the augmented relative dynamics of two quadrotors.

almost exceeding the limit of  $\bar{v} = 5$ . In all cases, the blue boundary contains the red one, which makes intuitive sense since if Player 1 is near the velocity limit, it would have limited capability to avoid collisions compared to when its velocity is not near the limit.

Figure 6 shows a simulation of the collision avoidance maneuver resulting from the reachable set. The red and blue quadrotors are initially ( $t = 0.1$ ) traveling along the dashed black line in opposite directions. Consider the situation in which the red quadrotor disregards the presence of the blue one and insists on staying on its intended path. In this case, the blue quadrotor must perform the optimal avoidance control whenever it reaches the boundary of the reachable set ( $t = 1, 3$ ), shown as the blue dotted boundary. When the blue quadrotor is no longer at the boundary of the reachable set ( $t = 5$ ), it is free to perform any control, and begins heading back onto its intended path.

The optimal avoidance maneuver can be computed with a small space complexity as follows:

- 1) Compute  $V(t, z)$  at small neighbor around a state of interest  $z$ .
- 2) Convert  $V(t, z)$  to a signed distance function  $V_{sd}(t, z)$  from the boundary  $V(t, z) = 0$ .  
This step is needed to normalize the relative importance of collision, represented by  $V_C(t, z)$  and of the velocity limit violation, represented by  $V_S(t, z)$ .
- 3) Compute  $D_z V_{sd}(t, z)$ , and obtain the optimal control according to (23).

## VI. CONCLUSIONS AND FUTURE WORK

We have presented a decoupled formulation of the HJ reachability, enabling us to efficiently compute the viscosity



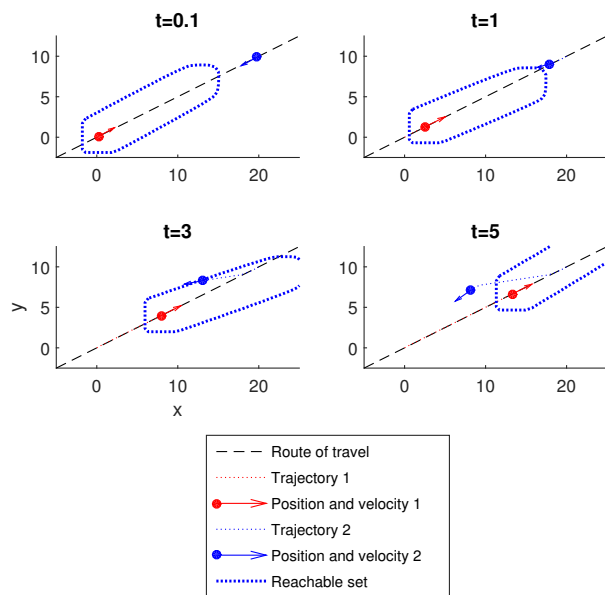


Fig. 6: A simulation of collision avoidance between the two quadrotors using the 6D reachable set.

solution of the HJ PDE (9), which gives the reachable set for optimal control problems and differential games. When the system dynamics are decoupled, our decoupled formulation allows the exact reconstruction of the solution to the full dimensional HJ PDE by solving the HJ PDEs corresponding to each of the decoupled components. Since in general, solving the HJ PDE on a grid has an exponentially scaling computation time and space complexity, our novel approach is not only able to reduce the complexity of many problems by many orders of magnitude, but also enable the analysis of otherwise intractable problems. In addition, our formulation achieves this without sacrificing any optimality compared to the full formulation. We demonstrated the benefits of our approach using a 4D and 6D quadrotor system.

Immediate future work includes extending our approach to time-varying systems, to systems with constraint sets, and to loosely-coupled systems. In addition, we will apply our method to practical engineering problems in areas such as multi-vehicle collision avoidance, air traffic control, among other areas.

## REFERENCES

- [1] I. Mitchell, A. Bayen, and C. Tomlin, "A time-dependent Hamilton-Jacobi formulation of reachable sets for continuous dynamic games," *IEEE Transactions on Automatic Control*, vol. 50, no. 7, pp. 947–957, July 2005.
- [2] C. Tomlin, J. Lygeros, and S. Shankar Sastry, "A game theoretic approach to controller design for hybrid systems," *Proceedings of the IEEE*, vol. 88, no. 7, pp. 949–970, Jul 2000.
- [3] T. Basar and G. Olsder, *Dynamic Noncooperative Game Theory*, 2nd ed. Philadelphia, PA: SIAM, 1999.
- [4] J. Lygeros, C. Tomlin, and S. Sastry, "Controllers for reachability specifications for hybrid systems," *Automatica*, vol. 35, no. 3, pp. 349–370, 1999.
- [5] Department of the Air Force, "United states air force unmanned aircraft systems flight plan 2009-2047," *oai.dtic.mil*, Jan 2009.
- [6] A. Madrigal, "Autonomous robots invade retail warehouses," <http://www.wired.com/wiredscience/2009/01/retailrobots/>.

- [7] H. Erzberger, "Automated conflict resolution for air traffic control," *25th International Congress of the Aeronautical Sciences*, Jan 2006.
- [8] B. P. Tice, "Unmanned aerial vehicles – the force multiplier of the 1990s," *Airpower Journal*, Spring 1991.
- [9] "Reach-avoid problems with time-varying dynamics, targets and constraints."
- [10] O. Bokanowski, N. Forcadell, and H. Zidani, "Reachability and minimal times for state constrained nonlinear problems without any controllability assumption," *SIAM Journal on Control and ...*, pp. 1–24, 2010.
- [11] E. Barron, "Differential Games with Maximum Cost," *Nonlinear analysis: Theory, methods & applications*, pp. 971–989, 1990.
- [12] J. Ding, J. Sprinkle, S. S. Sastry, and C. J. Tomlin, "Reachability calculations for automated aerial refueling," in *Proceedings of the 47th IEEE Conference on Decision and Control*, Cancun, Mexico, 2008.
- [13] M. Chen, Z. Zhou, and C. Tomlin, "Multiplayer reach-avoid games," in *American Control Conference 2014*, 2014.
- [14] H. Huang, J. Ding, W. Zhang, and C. Tomlin, "A differential game approach to planning in adversarial scenarios: A case study on capture-the-flag," in *Robotics and Automation (ICRA), 2011 IEEE International Conference on*, 2011, pp. 1451–1456.
- [15] I. Mitchell, *A Toolbox of Level Set Methods*, 2009, <http://people.cs.ubc.ca/~mitchell/ToolboxLS/index.html>.
- [16] I. M. Mitchell, "The flexible, extensible and efficient toolbox of level set methods," *Journal of Scientific Computing*, vol. 35, no. 2-3, Jun. 2008.
- [17] S. Osher and R. Fedkiw, *Level Set Methods and Dynamic Implicit Surfaces*. Springer-Verlag, 2002, ISBN: 978-0-387-95482-0.
- [18] J. A. Sethian, "A fast marching level set method for monotonically advancing fronts," *Proceedings of the National Academy of Sciences*, vol. 93, no. 4, pp. 1591–1595, 1996. [Online]. Available: <http://www.pnas.org/content/93/4/1591.abstract>
- [19] I. M. Mitchell, "Scalable calculation of reach sets and tubes for nonlinear systems with terminal integrators: A mixed implicit explicit formulation," in *Proceedings of the 14th International Conference on Hybrid Systems: Computation and Control*, ser. HSCC '11. New York, NY, USA: ACM, 2011, pp. 103–112. [Online]. Available: <http://doi.acm.org/10.1145/1967701.1967718>
- [20] I. M. Mitchell and C. J. Tomlin, "Overapproximating reachable sets by hamilton-jacobi projections," *Journal of Scientific Computing*, vol. 19, no. 1-3, pp. 323–346, 2003.
- [21] J. McGrew, J. How, L. Bush, B. Williams, and N. Roy, "Air combat strategy using approximate dynamic programming," *AIAA Guidance, Navigation, and Control Conference*, Aug 2008.
- [22] J. B. Lasserre, D. Henrion, C. Prieur, and E. Trélat, "Nonlinear optimal control via occupation measures and lmi-relaxations," *SIAM Journal on Control Optim.*, vol. 47, no. 4, pp. 1643–1666, Jun. 2008. [Online]. Available: <http://dx.doi.org/10.1137/070685051>
- [23] L. C. Evans and P. E. Souganidis, "Differential games and representation formulas for solutions of Hamilton-Jacobi-Isaacs equations," *Indiana Univ. Math. J.*, vol. 33, no. 5, pp. 773–797, 1984.
- [24] P. Varaiya, "On the existence of solutions to a differential game," *SIAM Journal on Control*, vol. 5, no. 1, pp. 153–162, 1967.
- [25] M. G. Crandall and P.-L. Lions, "Viscosity solutions of Hamilton-Jacobi equations," *Transactions of the American Mathematical Society*, vol. 277, no. 1, pp. 1–42, 1983.
- [26] S. Osher and C.-W. Shu, "High-order essentially nonoscillatory schemes for Hamilton-Jacobi equations," *SIAM Journal on Numerical Analysis*, vol. 28, no. 4, pp. 907–922, 1991. [Online]. Available: <http://www.jstor.org/stable/2157779>
- [27] S. Osher and R. Fedkiw, *Level Set Methods and Dynamic Implicit Surfaces*. Springer Verlag, 2003.
- [28] C.-W. Shu and S. Osher, "Efficient implementation of essentially non-oscillatory shock-capturing schemes," *Journal of Computational Physics*, vol. 77, no. 2, pp. 439–471, 1988. [Online]. Available: <http://www.sciencedirect.com/science/article/pii/0021999188901775>
- [29] D. L. Chopp, "Computing minimal surfaces via level set curvature flow," *Journal of Computational Physics*, vol. 106, no. 1, pp. 77–91, 1993.
- [30] M. Sussman, E. Fatemi, P. Smereka, and S. Osher, "An improved level set method for incompressible two-phase flows," *Computers & Fluids*, vol. 27, no. 56, pp. 663–680, 1998.