

Lithium abundances in globular cluster giants: NGC 1904, NGC 2808, and NGC 362^{*}

V. D’Orazi^{1,2,3}, R. G. Gratton¹, G. C. Angelou^{4,5}, A. Bragaglia⁶, E. Carretta⁶,
J. C. Lattanzio³, S. Lucatello¹, Y. Momany^{1,7}, A. Sollima⁶, and G. Beccari^{7,8}

¹INAF- Osservatorio Astronomico di Padova, Vicolo dell’Osservatorio 5, 35122, Padova, Italy

²Department of Physics and Astronomy, Macquarie University, Sydney, NSW 2109, Australia.

³Monash Centre for Astrophysics, School of Mathematical Sciences, Monash University, Melbourne, VIC 3800, Australia.

⁴Max Planck Institut für Sonnensystemforschung, Justus-von-Liebig-Weg 3, 37077 Göttingen, Germany

⁵Stellar Astrophysics Centre, Department of Physics and Astronomy, Aarhus University, Ny Munkegade 120, 8000 Aarhus C, Denmark

⁶INAF - Osservatorio Astronomico di Bologna, via Ranzani 1, 40127, Bologna, Italy

⁷European Southern Observatory, Alonso de Cordova 3107, Vitacura, Santiago, Chile

⁸European Southern Observatory, Karl-Schwarzschild-Straße 2, 85748, Garching bei Munchen, Germany

Accepted, 17 March 2015. Received, 17 March 2015; in original form, 10 March 2015

ABSTRACT

The presence of multiple populations in globular clusters has been well established thanks to high-resolution spectroscopy. It is widely accepted that distinct populations are a consequence of different stellar generations: intra-cluster pollution episodes are required to produce the peculiar chemistry observed in almost all clusters. Unfortunately, the progenitors responsible have left an ambiguous signature and their nature remains unresolved. To constrain the candidate polluters, we have measured lithium and aluminium abundances in more than 180 giants across three systems: NGC 1904, NGC 2808, and NGC 362. The present investigation along with our previous analysis of M12 and M5 affords us the largest database of simultaneous determinations of Li and Al abundances. Our results indicate that Li production has occurred in each of the three clusters. In NGC 362 we detected an M12-like behaviour, with first and second-generation stars sharing very similar Li abundances favouring a progenitor that is able to produce Li, such as AGB stars. Multiple progenitor types are possible in NGC 1904 and NGC 2808, as they possess both an intermediate population comparable in lithium to the first generation stars and also an extreme population, that is enriched in Al but depleted in Li. A simple dilution model fails in reproducing this complex pattern. Finally, the internal Li variation seems to suggest that the production efficiency of this element is a function of the cluster’s mass and metallicity - low-mass or relatively metal-rich clusters are more adept at producing Li.

Key words: globular clusters: individual (NGC 1904, NGC 2808, NGC 362) –stars: abundances –stars: Population II

1 INTRODUCTION

Globular clusters (GCs) display internal variations in elements affected by proton-capture reactions (e.g., C, N, O, F, Na, Mg, and Al; Gratton, Carretta & Bragaglia 2012) and exhibit split evolutionary sequences (Piotto et al. 2012; Milone et al. 2012) in their colour-magnitude diagrams. The presence of both features requires that GCs comprise multiple populations and it is this revelation that has renewed interest in these old stellar systems. In order to decipher their complex chemical history, a concerted and systematic effort has been made to survey GCs for key diagnostic chem-

ical species. Abundances have been determined for a considerable number of stars, from the main sequence through to the asymptotic giant branches (AGB), via different approaches and techniques (e.g., Carretta et al. 2006, 2007; Johnson & Pilachowski 2010; Gratton et al. 2011, 2013, 2014; Campbell et al. 2013; Marino et al. 2011, 2013, 2014; Yong et al. 2013, 2014, 2015; Johnson et al. 2015; Lamb et al. 2015; Valenti et al. 2015; Cordero et al. 2015; Mucciarelli et al. 2015, and references therein).

Red giant branches have been extensively studied with the largest survey of chemical compositions for GC giants undertaken by Carretta and collaborators (Carretta et al. 2009b, 2009a, 2011, 2013, 2014). They determined iron-peak, α -, proton-capture, and neutron-capture element abundances for thousands of giants in 25 GCs, characterised by different morphological properties

^{*} Based on observations taken with ESO telescopes under program 094.D-0363(A)

(i.e., mass, metallicity, age, environment, concentration, horizontal branch morphology). Recently, the northern sky has been surveyed by the SDSS-III Apache Point Observatory Galactic Evolution Experiment (APOGEE) and Meszaros et al. (2015) provided light element abundances for approximately 400 giants across ten GCs.

To date, almost every system (see however the peculiar cases of Ruprecht 106, Terzan 7, and Pal 12; Villanova et al. 2013; Sbordone et al. 2007; Cohen 2004) analysed displays evidence for multiple stellar populations, suggesting that this feature is in fact ubiquitous. Spectroscopically this evidence is in the form of the characteristic GC abundance patterns which are present in the constituent dwarfs and giants and therefore not specific to environment or evolutionary stage. The observed abundance patterns are expected in material that has undergone proton captures at high temperatures - enhancements in N, Na, and Al are accompanied by corresponding depletions in C, O, and Mg abundances¹. The C-N and Na-O anticorrelations display very different levels of enhancement/depletion across different systems suggesting that the pollution mechanisms and the nature of the polluters may actually vary from cluster to cluster. Observations of the Mg-Al anticorrelation (although not always present) imply a similar conclusion: the multiple populations are universal, but the progenitors are not. Carretta et al. (2009a) found that the extent of the Al enrichment (and possible corresponding Mg depletion), is not the same in all GCs - it is related to a combination of cluster mass and metallicity. The Carretta et al. (2009a) result has been corroborated by Meszaros et al. (2015) for a different set of systems. They confirmed that the spread in Al abundances increases significantly as cluster average metallicity decreases. They interpreted this as evidence that low-metallicity, intermediate-mass AGB polluters were more common in the metal-poor clusters. In addition to AGB stars (Cottrell & Da Costa 1981; Ventura et al. 2001), other candidates suggested as viable sources of internal pollution include fast-rotating massive stars (FRMS, e.g., Decressin et al. 2007), massive binaries (de Mink et al. 2009), or novae (Maccarone & Zurek 2012). Unfortunately, no one theory can satisfactorily account for the observed chemical patterns.

We have commenced a large observational survey with the scientific motivation to shed light on the nature of the internal polluters in GCs. Our focus has been on the element lithium which we consider to be one of the most powerful diagnostics of the progenitors responsible. The scientific context has been thoroughly discussed in our recent work (D’Orazi et al. 2014, hereinafter Paper I), where we presented Li and Al abundances in GC giants of NGC 6218 (M 12) and NGC 5904 (M 5). In essence, Paper I is based on a straightforward nucleosynthetic prediction: if the polluters produce no Li, then an anticorrelation should develop between Li and Al. This is because the second generation stars (Al-rich) will form from (almost) Li-free ejecta, whilst the primordial population are characterised by high Li abundances (appropriate to a value initially around the value of the Spite plateau, but modified by first dredge-up -FDU) and a modest Al content (as field stars at the same cluster metallicity). Furthermore, this anticorrelation would be erased if Li production occurs across the different stellar generations. Evidence for Li production in the progenitors was previously detected in the

GC M4 by D’Orazi & Marino (2010) and subsequently confirmed by other studies (e.g., Mucciarelli et al. 2011). In the two clusters analysed in Paper I, we determined that Li production in the progenitors is necessary to explain the class of stars that are both Li and Al rich. The conclusion favours AGB stars as responsible for internal pollution because their chemical yields can predict Li production via the so called Cameron & Fowler (1971) mechanism. Curiously, the Li content measured in second-generation stars is exactly the same as the primordial population, requiring a kind of *ad hoc* fine tuning in the Li synthesis process. Current stellar theory does not allow for such Li production in other candidates.

All three clusters, M12, M4 and M5 are of similar metallicity, with the last the most massive. In M5 we identified an abundance pattern not present in M4 and M12: the cluster hosts an extreme population of stars that are Li-deficient and Al-rich but which cannot be explained by a simple dilution model. Moreover, our comparison with previous studies yielded a correlation between the internal Li spread and the current cluster mass: the Li production seems less efficient in more massive GCs, whereas in smaller systems first-generation (FG) and second-generation (SG) stars share an almost identical Li content. We noted that small statistics and possible systematics may impact upon the speculative conclusions drawn from the comparison and thus we improve upon the sample size here.

In the present paper, we report the results from our study of Li and Al abundances for cluster giants in three more clusters, namely NGC 1904, NGC 2808, and NGC 362. This study complements our previous work focussed on M12 and M5 and offers the largest Li survey in GC RGB stars available to date.

2 OBSERVATIONS, DATA REDUCTION AND ANALYSIS

Observations were carried out in visitor mode with FLAMES (Pasquini et al. 2002) mounted at UT2 of ESO-VLT on December 11-13 2014 (Program 094.D-0363(A)). Spectra were collected with the scientific aim of inferring Li and Al abundances for large samples of RGB stars, below and above the RGB bump luminosity, in several GCs, as part of our dedicated survey (see Paper I). We utilised the HR15N high-resolution setup, covering simultaneously H_{α} and the Li doublet at 6708 Å, which grants a nominal resolution of $R=17,000$ and a spectral coverage from 6470 to 6790 Å. We selected our target stars based on photometric information published in Momany et al. (2004), that is stars lying on the ridge line of the giant branch and with no companion brighter than 2 mag within 2". The colour-magnitude diagrams (BV photometry) for the three target clusters are shown in Fig. 1, where the location of the bump is marked (from Nataf et al. 2013). The initial samples comprised 55, 106 and 78 giants in NGC 1904, NGC 2808, and NGC 362, respectively.

Data were reduced using the dedicated ESO pipeline (version 2.12.2, available at <http://www.eso.org/sci/software/pipelines/>), providing bias-subtracted, flat-fielded, optimal extracted and wavelength calibrated one dimensional spectra. Continuum normalisation, shifting to rest frame, and combination of multiple exposures were then performed using IRAF² tasks. After radial velocity

¹ In the most widely accepted scenario, the fact that GCs display intrinsic variations in their light-element content points to different stellar generations, whereby a fraction of first generation stars polluted the interstellar matter from which second generations have born. However, a different model has been proposed by Bastian et al. (2013).

² IRAF is the Image Reduction and Analysis Facility, a general purpose software system for the reduction and analysis of astronomical data. IRAF is written and supported by National Optical Astronomy Observatories (NOAO) in Tucson, Arizona.

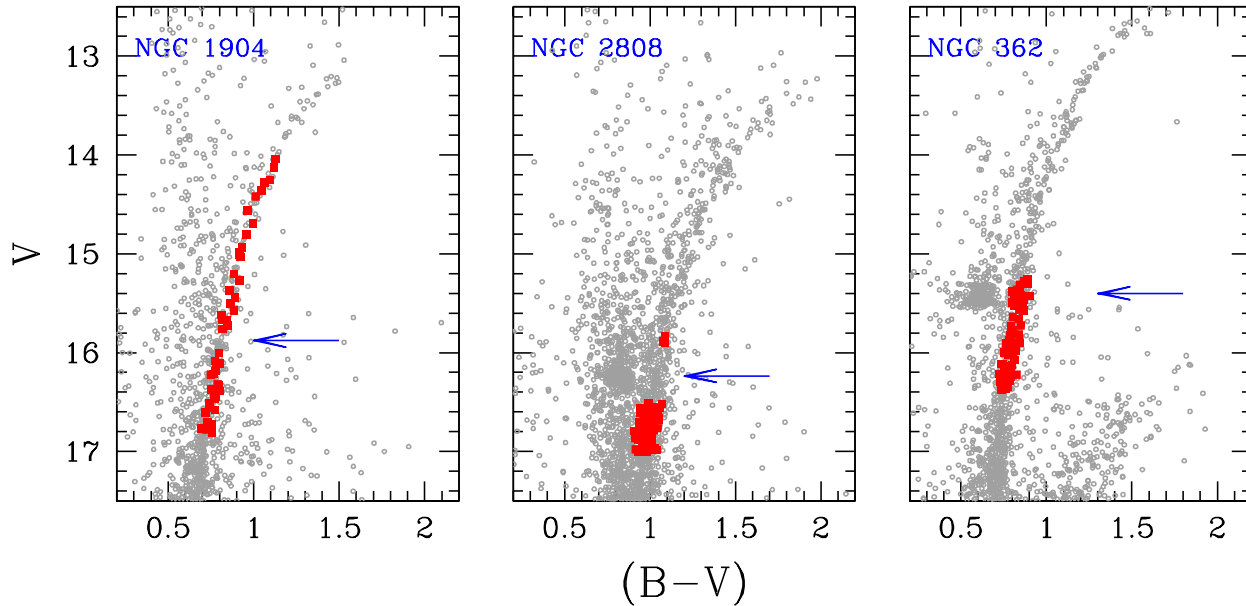


Figure 1. Colour-magnitude diagram for the three globular clusters. The location of the RGB bump is marked (from Nataf et al. 2013). Stars analysed in the present study are emboldened.

computations, six stars in NGC 1904, 31 stars in NGC 2808, and six stars in NGC 362 turned out to be not members of their respective clusters and were thus discarded. We obtained average values of $V_{rad} = 205.78 \pm 0.54$ km s $^{-1}$ (NGC 1904), $V_{rad} = 102.79 \pm 0.97$ km s $^{-1}$ (NGC 2808), and $V_{rad} = 222.95 \pm 0.61$ km s $^{-1}$ (NGC 362), which agree very well with measurements reported in Harris (1996, 2010 update), that is $V_{rad} = 205.8 \pm 0.4$ km s $^{-1}$, $V_{rad} = 101.6 \pm 0.7$ km s $^{-1}$, and $V_{rad} = 223.5 \pm 0.5$ km s $^{-1}$, respectively. Our results are also in very good agreement with previous measurements by Carretta et al. (2009b, 2006, 2013) of $V_{rad} = 205.60 \pm 0.48$ for NGC 1904, $V_{rad} = 102.90 \pm 1.01$ for NGC 2808 and $V_{rad} = 223.31 \pm 0.53$ for NGC 362. The heliocentric radial velocity distributions for cluster members are shown in Figure 2.

As for Paper I, stellar parameters were derived in the following manner. Initial effective temperatures (T_{eff}) were calculated from $(V - K_s)$ colours (with optical photometry retrieved from Momany et al. 2004 and infra-red K_s magnitudes from the 2MASS point source catalogue, Skrutskie et al. 2006) and the calibration by Alonso, Arribas & Martínez-Roger (1999). To do this we assumed reddening and metallicity values collected in the Harris’ catalogue, that is $E(B-V) = 0.01$ and $[Fe/H] = -1.60$ for NGC 1904, $E(B-V) = 0.22$ and $[Fe/H] = -1.14$ for NGC 2808, and $E(B-V) = 0.05$ and $[Fe/H] = -1.26$ for NGC 362. As done in our previous studies, we converted $E(B-V)$ values to $E(V-K)$ adopting the relationship by Cardelli, Clayton & Mathis (1989). The final, adopted temperatures come from a relationship between those T_{eff} and V magnitudes. Our samples consist of 22 RGBs in common with Carretta et al. (2009b) for NGC 1904 and 21 stars in NGC 362 already presented by Carretta et al. (2013), the mean difference in temperature is $\Delta T_{eff} = 5.95 \pm 5.90$ K and $\Delta T_{eff} = -32.48 \pm 5.00$ K. The larger difference for NGC 362 is probably related to the fact that in Carretta’s study (2013), T_{eff} values come from the relationship between K_s magnitudes and VK colours, whereas we used the V magnitude (as done for NGC 1904 by Carretta et al. 2009b).

Surface gravities ($\log g$) were calculated assuming

those T_{eff} , $M_{bol,\odot} = 4.75$, the bolometric correction from Alonso, Arribas & Martínez-Roger (1999), a mass of $M = 0.85 M_{\odot}$, and distance moduli from Harris, by using the following equation:

$$\log \frac{g}{g_{\odot}} = \log \frac{M}{M_{\odot}} - \log \frac{L}{L_{\odot}} + 4 \log \frac{T_{eff}}{T_{eff,\odot}}$$

Finally, microturbulence velocities were computed with the relationship by Gratton, Carretta & Castelli (1996), that is $\xi = 2.22 - 0.322 \times \log g$

Similarly to Paper I, we gained abundances for Li and Al from the strong doublets at 6708 Å and 6696/6698 Å, respectively. Due to the occurrence of cosmic rays on the spectral features under consideration and/or to lower S/N ratios, we could obtain Li abundances for 47 stars in NGC 1904, 68 stars in NGC 2808, and 67 stars in NGC 362. The Al content has been inferred for 48, 65, and 66 cluster members, respectively. We performed spectral synthesis calculations using the local thermodynamical equilibrium (LTE) code MOOG by C. Sneden (Sneden 1973, 2014 version) and the Castelli & Kurucz (2004) grids of model atmosphere³, with α -enhancement (+0.4 dex) and no convective overshooting. An example of spectral synthesis for the Li feature is displayed in Figure 3. We finally applied NLTE corrections to our Li abundances following prescriptions by Lind et al. (2009).

Random uncertainties were calculated as described in Paper I, to which we refer the reader for an extensive discussion. Here we briefly recall that (internal) error measurements include two kind of contributions: uncertainties related to the best-fit determination and errors due to the adopted set of atmospheric parameters. Given their independence, they can be added in quadrature in order to derive the final internal uncertainty on Li and Al abundances (see Paper I for details). Typical values range from 0.08 - 0.12 for Li and 0.10 - 0.15 for Al.

³ Available at <http://kurucz.harvard.edu/grids.html>

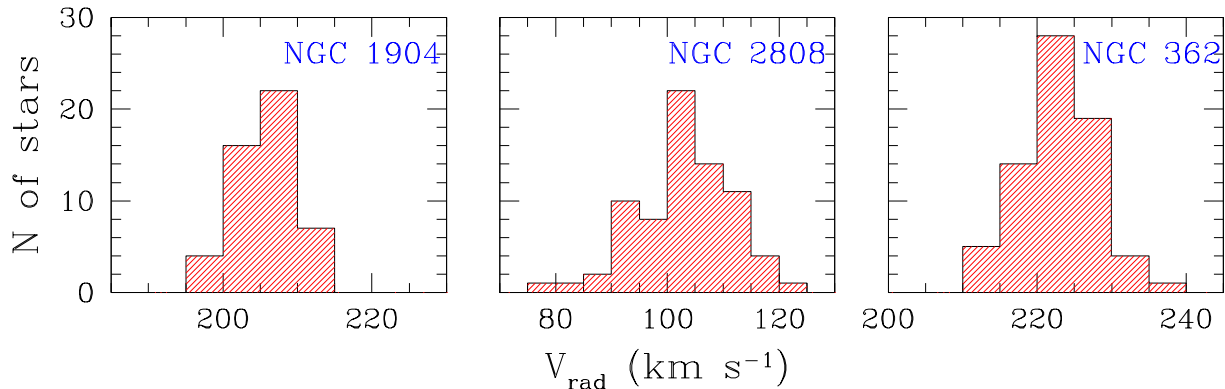


Figure 2. Radial velocity distributions for our target stars.

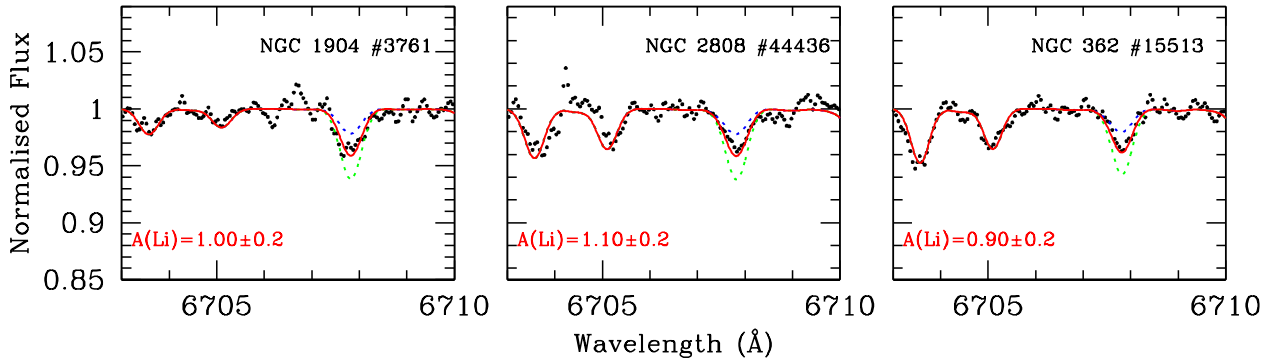


Figure 3. Examples of spectral synthesis for one star in each target cluster.

3 RESULTS AND DISCUSSION

Results of our analysis are reported in Table 1: optical and 2MASS K_s photometry, heliocentric radial velocity, S/N ratios as calculated around the Li I doublet and final stellar parameters (effective temperature, gravity and microturbulence) are listed for each target star in the three clusters (the full table is available in the online version). Both the LTE and NLTE Li abundances are presented in Columns 10 and 11, respectively, while [Al/Fe] ratios are given in Column 12 (asterisks denote upper limits in their respective measurements).

3.1 The trend of lithium with luminosity

We plot Li as a function of V magnitude in Figure 4 for NGC 1904 (left-hand panel), NGC 2808 (middle panel), and NGC 362 (right panel). The locations of the RGB bump in each cluster are taken from Nataf et al. (2013) and are marked by vertical lines at $V_{bump} = 15.88$, 16.24 and 15.40, respectively. As expected from standard stellar evolution, stars that have already experienced the FDU are depleted in Li by factors 15–20 with respect to the Spite value (thus if we assume that this is the pristine Li abundance, with respect to their original content, although some further extra mechanisms such as atomic diffusion might have played a minor role). We determined mean lithium abundances of $A(\text{Li})_{\text{NLTE}} = 0.97 \pm 0.02$ (rms=0.11, 23 giants) for NGC 1904, $A(\text{Li})_{\text{NLTE}} = 1.06 \pm 0.02$ (rms=0.13, 65 stars) for NGC 2808 and $A(\text{Li})_{\text{NLTE}} = 1.02$

± 0.01 (rms=0.09, 57 stars) for NGC 362 by considering only those stars fainter than the bump luminosity. All three clusters share the same mean Li abundance once observational uncertainties are taken into account, and furthermore, they agree with the Li abundances determined for every other GC giant currently in the literature⁴. If we apply NLTE corrections to data published in Paper 1, we obtain $A(\text{Li})_{\text{NLTE}} = 1.07 \pm 0.01$ for NGC 6218 and 1.02 ± 0.01 for NGC 5904 (average abundances under the local thermodynamical equilibrium approximation were 0.98 ± 0.01 and 0.93 ± 0.01 , respectively). We stress that giants for these five GCs are analysed in a strictly homogeneous way (same code, line-lists, model atmospheres and techniques) and consequently systematics do not impact on our conclusions. We find also that our derived Li abundances are similar to measurements by Mucciarelli et al. (2014) in the massive GC M54. M54 is located in the centre of the Sagittarius dwarf spheroidal galaxy (Ibata, Gilmore & Irwin 1994) and is known to exhibit a spread in metallicity and s-process elements (e.g., Carretta et al. 2010a). Mucciarelli and collaborators derived a mean value of $A(\text{Li}) = 0.93 \pm 0.11$ (or 1.01, depending on the adopted NLTE corrections). Thus our results seem to indicate that

⁴ A very small fraction, below the 1%, of Li-rich giants are also detected in GCs (see e.g., our recent work, D’Orazi et al. 2015, and references therein). The nature of these objects is however related to a peculiar evolution and hence its discussion is not relevant to the present work.

GC giants (before they reach the RGB bump) share the same primordial Li abundances, independent of cluster’s mass, metallicity, horizontal branch morphology, or location in the Galaxy (disk vs halo) or beyond (Milky Way vs dwarf Spheroidal GCs). We note that it is also possible that the stars are born with a different Li content but FDU or some rapid pre main-sequence process may operate in such a way that they eventually end up with the same Li abundances. Stellar models currently do not lend support to the FDU scenario whilst PMS depletion may require some yet to be included physical process. We summarise the GC global structural parameters along with Li abundances in Table 2, where we report values published in Harris’s catalogue for metallicity ($[Fe/H]$), absolute cluster magnitude (a proxy for the current mass), King-model central concentration (a c denotes core-collapsed cluster). We include also the horizontal branch ratios from Gratton et al. (2010), the interquartile range of Na-O distributions as well as fractions of primordial (P), intermediate (I) and extreme (E) populations⁵ from Carretta et al. (2010b) and Carretta et al. (2013, see also following discussion).

Once stars evolve past the bump in the luminosity function, their Li content is efficiently depleted due to the onset of some kind of extra mixing processes: the H-burning shell erases the molecular weight discontinuity (the so called “ μ -barrier”) established by first dredge-up and deep mixing occurs. The nature of this kind of extra mixing is one of the hottest topic in current stellar evolution theory and different mechanisms have been suggested such as e.g., “thermohaline mixing” (Eggleton, Dearborn & Lattanzio 2006) or magnetic buoyancy (Busso et al. 2007). For clusters NGC 1904 and NGC 362, where we well sample this region of the HR diagram, the location of the photometric and spectroscopic RGB bumps match very well: the onset of lithium depletion coincides with the bump magnitude. In the case of NGC 2808, there is a dearth of observations at this magnitude due to an observational bias in our target selection. Our sampling is somewhat discontinuous but it is clear that stars beyond the bump luminosity possess undetectable levels of Li.

3.2 Aluminium abundances

We determined Al for 48, 65, and 66 giants (below and above the RGB bump) in NGC 1904, NGC 2808, and NGC 362, respectively (179 GC members in total). The $[Al/Fe]$ ratios are shown as a function of T_{eff} for our target stars in Figure 5; no obvious trend is evident from the data, corroborating the reliability of our spectral analysis. In NGC 1904, we found an average value of $[Al/Fe]=0.19\pm 0.05$ (rms=0.35), with abundances ranging from -0.30 to 0.70 dex, corresponding to a variation of a factor of 10 within this cluster. Our Al abundance determinations for NGC 1904 are offset by approximately 0.45 dex to the values determined by Carretta et al. (2009a), i.e., $[Al/Fe]=0.64\pm 0.15$, rms=0.41. We have no stars in common with their sample so a direct comparison aimed at revealing the cause of the discrepancy is not possible. We recall that Carretta’s work exploited high-resolution UVES spectra and was then focussed on brighter giants, thus NLTE effects might contribute to the difference. Their sample was also smaller than ours with only one of their eight RGB stars labelled ‘primordial’

($[Al/Fe]=-0.216$). Their remaining seven stars display different levels of enhancement and are considered second generation members. It is interesting to note that the Carretta et al. (2009a) results imply that the relative distribution of different stellar populations determined from Al enhancement does not reproduce the distribution inferred from Na and O abundances. Carretta et al. (2009b) obtained fractions of FG=40% and SG=60% (50% I + 10% E populations) which better reflects our Al distributions (see Figure 6, where the two peaks in Al abundances have almost the same size). It is tempting to speculate that limited sample size in the Carretta et al. (2009a) survey may skew the statistics; however the internal variation in the Al content agrees very well between the two studies (with Carretta’s study providing a lower limit to the Al spread of ≥ 0.85 dex).

For NGC 2808 we derived a mean Al abundance of $[Al/Fe]=0.32\pm 0.05$ (rms=0.39), which is consistent with Carretta’s (2009a) determination of $[Al/Fe]=0.40\pm 0.14$ (rms=0.49) and with the recent analysis by Carretta (2014), i.e., $[Al/Fe]=0.46\pm 0.09$ (rms=0.47). We detected an internal spread of more than 1 dex (-0.1 to 0.98 dex) agreeing with previous findings by Bragaglia et al. (2010) based on unevolved stars. They published the first measurement of Al abundances for main-sequence stars in NGC 2808 using X-SHOOTER@VLT spectra, deriving $[Al/Fe]=-0.2$ for the red main-sequence star (i.e., it belongs to the primordial population of the cluster) and $[Al/Fe]=+1.1$ for the (blue) second-generation dwarf. We also confirm the finding by Carretta (2014) that the Al distribution is clearly trimodal in NGC 2808 (see Figure 6). A possible hint for a double-peak trend in the Al content seems to be present for NGC 1904, but the pattern is less clear (we also note that due to the lower resolution and signal-to-noise (S/N) ratios of our spectra, observational uncertainties might be responsible for smearing off the distribution).

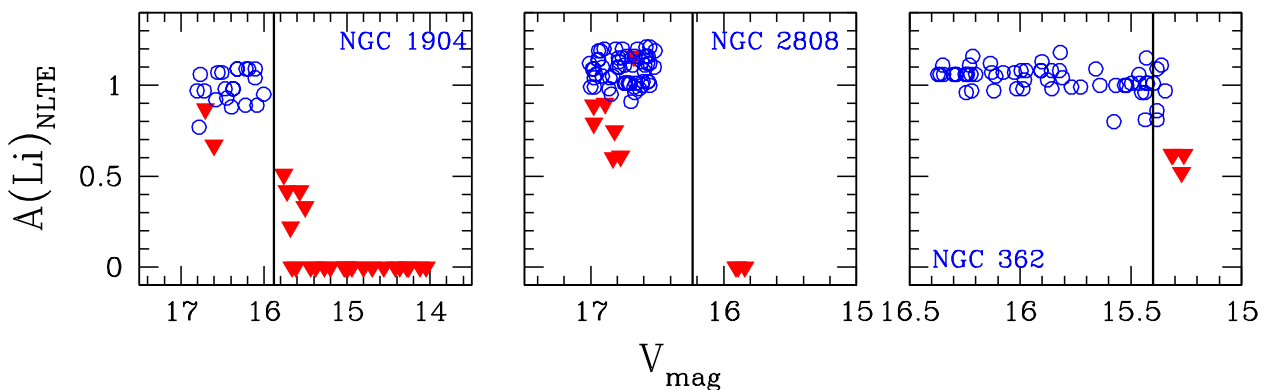
The spread of $[Al/Fe]$ in NGC 362 spans 0.6 dex (range -0.25 dex to $+0.35$ dex), with an average abundance of $[Al/Fe]=-0.02\pm 0.02$ (rms = 0.14). We find a ~ 0.25 dex offset compared to the value reported by Carretta et al. (2013), namely $[Al/Fe]=0.24\pm 0.05$, rms=0.19. As we speculated for NGC 1904, the differences between the two studies might be related to sample size, small differences in temperature scales and/or NLTE effects and we are once again in the unfortunate position where our surveys contained no stars in common. There is yet again good agreement between the observed internal spreads with Carretta et al. quoting a peak-to-peak variation of 0.56 dex.

Although for two of our clusters we derive different mean $[Al/Fe]$ abundances to those previously published in the literature, our discussions and conclusions remain unaffected. For our scientific analysis, zero-point offsets will not impact upon the fact the large spread in Al is evidence for multiple populations. In Figure 7 we plot our $[Al/Fe]$ as a function of $[Na/Fe]$ and $[O/Fe]$ as determined by Carretta et al. (2009b) and Carretta et al. (2013) for NGC 1904 and NGC 362 (we have no stars in common for NGC 2808). We still recover the pattern of a very extended positive correlation between Na and Al for NGC 1904 as well as a significant O-Al anticorrelation. The Pearson correlation coefficient is $r=0.84$ (18 degrees of freedom, significance level more than 99.9%) and $r=-0.83$ (16 degrees of freedom, significance level more than 99.9%), respectively for Na and O. NGC 362 exhibits a less pronounced Al variation (see also Carretta et al. 2013) with respect to the more massive GC NGC 2808 or the more metal-deficient cluster NGC 1904. However, statistically meaningful (anti)correlations with O and Na do appear, with Pearson correlation coefficients of $r=0.83$ for Na and $r=-0.71$ for O. The probabilities that those corre-

⁵ The cluster populations are defined according to their O and Na abundances: P stars are those having $[Na/Fe]\leq [Na/Fe]_{\text{min}} + 4\sigma$, whereas second-generation stars are classified as intermediate or extreme if $[O/Na]$ is larger or smaller than -0.9 dex, respectively.

Table 1. Photometry, stellar parameters, kinematics and chemical information for our sample stars. The complete table is made available on line.

Star ID	RA (hh:mm:ss)	DEC (°:’:’)	<i>B</i> (mag)	<i>V</i> (mag)	<i>K_s</i> (mag)	<i>V_{rad}</i> (km s ⁻¹)	S/N (@6708Å)	<i>T_{eff}</i> (K)	log <i>g</i> (cm s ⁻²)	ξ (km s ⁻¹)	A(Li) _{LTE} dex	A(Li) _{NLTE} dex	[Al/Fe] dex
1904-4196	05:23:58.912	-24:30:02.012	16.798	16.003	13.698	209.82	188	4841	2.20	1.51	0.85	0.95	-0.20
1904-8925	05:24:17.168	-24:31:24.698	16.858	16.083	13.896	203.43	175	4858	2.24	1.50	0.80	0.89	0.60
1904-6388	05:24:11.917	-24:32:37.674	16.900	16.105	13.916	202.70	180	4863	2.25	1.50	1.00	1.09	-0.15
1904-7558	05:24:13.986	-24:32:01.426	16.911	16.107	13.913	204.79	160	4863	2.25	1.50	0.95	1.04	-0.10
1904-8251	05:24:17.435	-24:31:42.530	16.912	16.131	13.880	208.93	170	4868	2.26	1.49	0.60

**Figure 4.** NLTE Li abundances as a function of *V* magnitudes. The vertical bar marks the RGB bump. Empty circles denote measurements and upside-down triangles are for upper limits

lations happened by chance are also in this case less than 0.1 %. We thus corroborate previous results by Shetrone & Keane (2000) and Carretta et al. (2013) who compared the second-parameter pairs NGC 288 and NGC 362. The light-element variations in NGC 362 are more extreme (a factor of two in [Al/Fe]) probably owing to its larger mass (they have the same metallicity but NGC 362 is five times larger than NGC 288).

Our findings confirm that the extent of internal variations in proton-capture elements, and in particular the presence of species requiring very high burning temperatures such as e.g., aluminium, depends upon a combination of the cluster’s mass and metallicity. This result was first reported by Carretta et al. (2009a) and later on verified in other clusters by Meszaros et al. (2015).

3.3 Lithium abundances and the multiple population framework

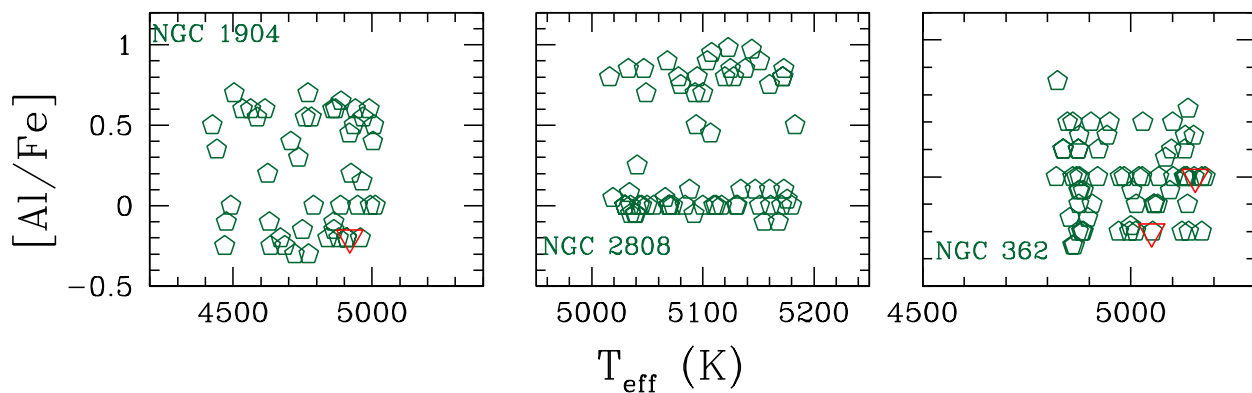
The determination of Li abundances in conjunction with p-capture elements (e.g., Na, O) allows us to put strong observational constraints on the internal pollution mechanisms and their corresponding stellar source. All three clusters analysed in this study exhibit significant internal variations in their Al content (see Section 3.2), implying that temperatures in excess of 70×10^6 K have been reached within the first generation stars that provided the enriched ejecta to give birth to subsequent stellar generations. It is quite reasonable to expect that at those high temperature all Li is destroyed (Li starts burning at only 2.5×10^6 K) and that their second generation stars are born of Li-free ejecta (though a mix with some pristine material has to be postulated regardless of the polluters’ type, e.g., Prantzos, Charbonnel & Iliadis 2007; D’Ercole et al. 2008, 2011; Conroy & Spergel 2011). It follows that the primordial GC popu-

lation should possess lithium at the Spite plateau level whereas the second-generation stars should demonstrate lower Li abundances (the extreme population should have virtually no Li if we assume they come from pure ejecta). Our observations can test this scenario because our analysis would detect *conventional* (anti)correlations between Li and proton-capture elements (that is the positive correlations Li-O, Li-C, and Li-Mg along with anticorrelations between Li and Na, N, Al). If Li production took place within the polluters the anticorrelations are substantially erased.

During our previous investigations, we found that Li must have been produced in the progenitors that polluted the GCs M4 (D’Orazi & Marino 2010) and M12 (Paper I): despite having their O content reduced by factors 3-4, second-generation stars in these clusters are still Li rich. Similar findings have been also obtained by Mucciarelli et al. (2014) for the extra-galactic GC M54, where Li abundances in the first and second generation stars are essentially the same. In Figure 8 we present our Li abundances as a function of [Al/Fe] ratios (for stars below the bump luminosity). In NGC 1904 we detected evidence for a Li-Al anticorrelation, with the Pearson correlation coefficient $r = -0.67$ (significant at more than 99.9% level). However, the observed pattern reproduces the trend we discovered in the GC NGC 5904 (M5) (see Paper I): both first and intermediate generation stars contain the same Li abundance suggesting internal polluters able to produce Li, such as intermediate-mass AGB stars. The clusters M5 and NGC 1904 differ from M4 and M12 in that they host an extreme population that exhibit a Li-deficient pattern. Since we could only derive upper limits, we are not able to ascertain whether this extreme population is totally Li-free or a small amount of Li has been produced. The other key feature emerging from our study is that a simple dilution model would fail in reproducing the observed pattern, by assuming that the Inter-

Table 2. Structural properties and Li abundances (for giants below the bump luminosity) for clusters from our survey

Cluster	[Fe/H] (dex)	M_V (mag)	c	HBR	IQR[Na/O]	P (%)	I (%)	E (%)	<A(Li)> (dex)	rms (dex)
NGC 1904	-1.60	-7.86	1.70c	0.89	0.759	40	50	10	0.97	0.11
NGC 6218	-1.37	-7.31	1.34	0.97	0.863	24	73	3	1.07	0.06
NGC 5904	-1.29	-8.81	1.73	0.31	0.741	27	66	7	1.02	0.11
NGC 362	-1.26	-8.43	1.76c	-0.87	0.644	22	75	3	1.02	0.09
NGC 2808	-1.14	-9.39	1.56	-0.49	0.999	50	32	18	1.06	0.13

**Figure 5.** [Al/Fe] ratios *versus* effective temperatures (T_{eff}) for the whole sample. As for Figure ?? upside-down triangles denote upper limits

mediate population is a simple mixture of primordial and extreme population (as found for M5, see Paper I for further details).

The massive cluster NGC 2808 displays a very similar pattern in terms of Li and Al abundances to M5 and NGC 1904: the correlation coefficient between Li and Al is $r = -0.57$ (62 degrees of freedom, significance level at more than 99.9%). Analogous to NGC 1904, the intermediate population is still significantly Li-rich (despite being enhanced in Al), whereas the extreme population shows evidence of Li depletion (to different levels). It is noteworthy that in this case the extreme component is more numerous than for NGC 1904 and remains in agreement with the relative fractions of different stellar populations derived by Carretta et al. (2009b) according to Na and O abundances. The fraction of E stars in NGC 2808 is almost twice that of NGC 1904, probably because of its large mass. Thus, in both these GCs we require a Li production between the first and the intermediate second-generation stars (and hence AGB stars seem to provide us with a culprit), whereas we are not able to discard any of the candidate polluters to account for the observed pattern in extreme stars. They indeed could be either fast-rotating massive stars or asymptotic giant branch stars that did not efficiently produce Li (likely due to a combination of their mass and metallicity regimes).

Conversely, NGC 362 displays a similar behaviour to that which we have observed in M12 and M4. There is no Li difference across the stellar generations. A Pearson correlation coefficient here of $r = -0.04$ is not statistically meaningful, implying no correlation between [Al/Fe] and A(Li) exists. In Figure 8 there are a handful of stars showing a slightly lower Li abundance (marked as asterisks in the plot). However all these giants are located very close to the bump luminosity, namely they are all within 0.3 mag from the bump magnitude quoted by Nataf et al. (2013). This im-

plies that their lower Li content might be actually due to evolutionary effects and not necessarily related to the multiple populations. Alternatively, they could be binary stars, showing a Li-depleted nature as a consequence of their binary evolution. However, an offset between our photometry and the study by Nataf and collaborators is present and we indeed detect the RGB bump at 0.45 mag fainter than theirs ($V_{\text{bump}} = 15.46$). Had we adopted this value for the bump luminosity, we could have discarded those stars from the present discussion. As a consequence, our results tentatively indicate that significant Li production has occurred in NGC 362 with AGB stars seemingly responsible.

In Paper I we reported the detection of a negative correlation between the absolute cluster magnitude (a proxy for the current mass) and the internal Li variation (as given by the peak-to-peak variation, see Figure 14 in that paper). We interpreted this as evidence of different efficiency in the Li synthesis mechanisms within different clusters, with smaller GCs exhibiting a more conspicuous level of Li production (that makes first and second generations indistinguishable in terms of their Li content). The relationship was proposed with the caveat that we were unable to discern the role of metallicity in such a limited sample of clusters. The results presented here do in fact suggest that metallicity plays a role in determining the internal spread in lithium. NGC 362 is much less massive than NGC 2808 and has a metal content more than a factor of two higher than NGC 1904 which indicates that Li production is less efficient in more massive and more metal-poor systems. Carretta et al. (2009a) reached the same conclusion about the level of Al spread in their cluster sample.

Finally, it would be tempting to speculate that the reason for the high Li content in second-generation stars might be related to their He-rich nature. It is possible that FDU is less efficient in these

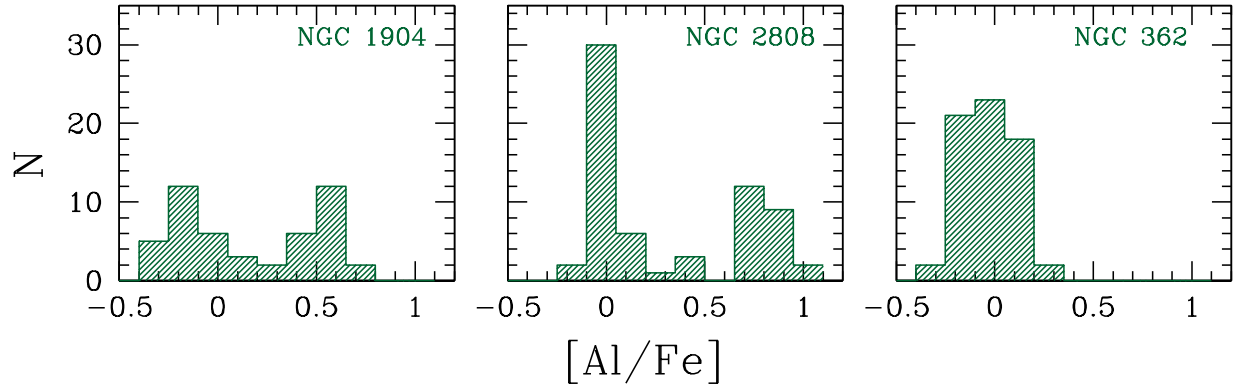


Figure 6. Histograms of Al abundances for all giants under consideration

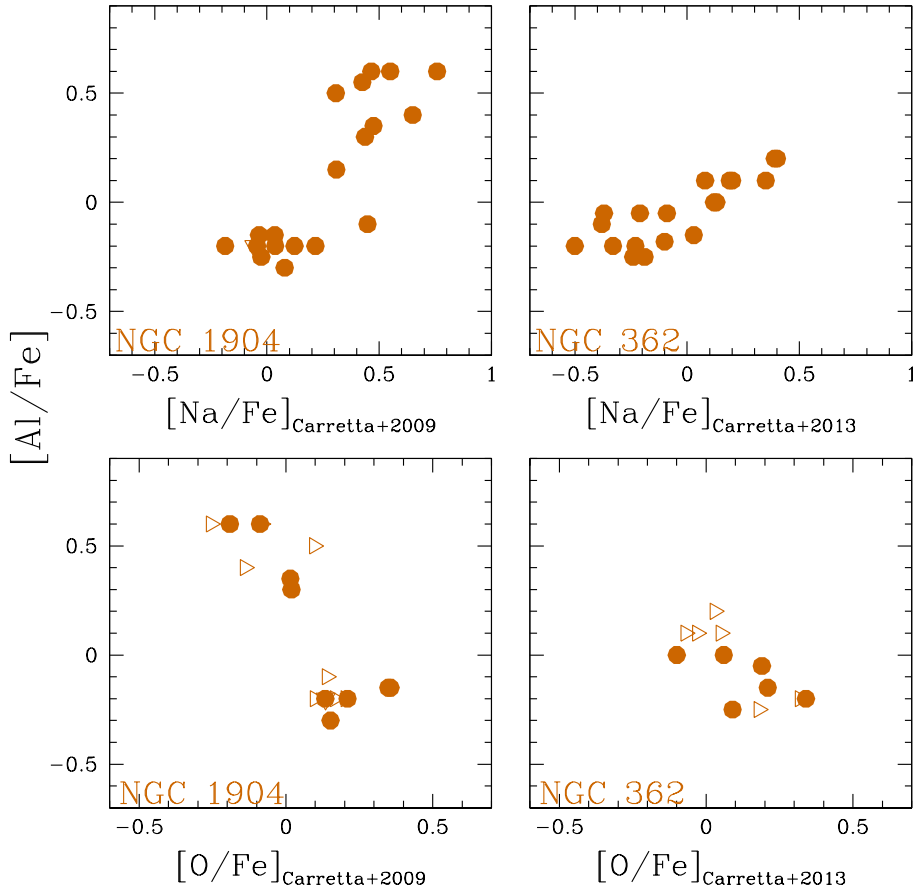


Figure 7. Run of $[Al/Fe]$ with $[Na/Fe]$ and $[O/Fe]$ for stars in common with Carretta et al. (2009b). Filled circles and empty triangles are for measurements and upper limits, respectively. No stars are in common for cluster NGC 2808.

stars resulting in less Li depletion. We ran stellar models (Angelou et al., in prep) with calculations for FG and an extreme population stars which indicate differences at the level of $A(Li) \sim 0.1$ dex owing to the respective convective envelope penetration. These differences lie within the observational uncertainty and are therefore indistinguishable. Nevertheless, if the He abundance is responsible we should expect high Li in E stars compared to I stars as E stars

are thought to contain a very high level of He enrichment (up to $Y \sim 0.4$ suggested for NGC 2808). We demonstrated that, whenever present, the E component is actually more Li-poor (possibly even Li-free) than the intermediate population.

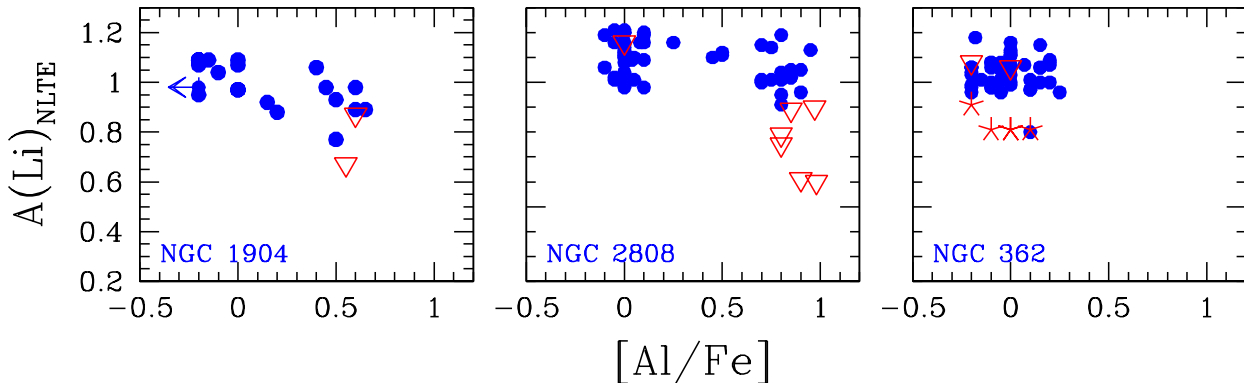


Figure 8. NLTE Li abundances as a function of $[Al/Fe]$ ratios for stars fainter than the bump luminosity (see text for discussion).

4 SUMMARY AND CONCLUDING REMARKS

The aim of our survey has been to probe the stellar sources of internal pollution in GCs. We have determined abundances for Li and Al in a sample of roughly 180 giant stars in clusters NGC 1904, NGC 2808, and NGC 362. This investigation complements our previous work which focussed on NGC 6218 (M12) and NGC5904 (M5) and provides the community with the largest, homogeneous database of GC lithium abundances available in the literature to date. The robustness of lithium as diagnostics of the enrichment mechanisms in GCs, and its ability to give us a unique constraint on the stellar type, is based on a straightforward nucleosynthetic prediction: if there was no Li production in the polluters, then we should detect positive correlations between Li and C,O, and Mg and hence anticorrelations between Li-N, Li-Na, Li-Al. Per contra, if Li production has occurred in the polluters then the common (anti)correlations are erased – the first- and second-generation stars are inclined to exhibit similar Li abundances. This has proven to be the case in clusters such as e.g., M4 (D’Orazi & Marino 2010; Mucciarelli et al. 2011; Villanova & Geisler 2011; Monaco et al. 2012), M12 (Paper I), and M54 (Mucciarelli et al. 2014). Li production appears to have also occurred in M5 (as we report in Paper I), in NGC 6397 (Lind et al. 2009), and in NGC 6752 (e.g., Shen et al. 2010), but these GCs also host a distinct extreme population that is somehow Li-depleted (or virtually with no Li, since only upper limits are available). Interestingly, the chemical behaviour of intermediate stars in these GCs are *not* the outcome of a simple mixture of pristine material and the composition measured in their extreme populations. The result implies that at least two kind of pollution events (thus two different kind of stellar polluters) are required to account for the observational constraints. In the current study we have identified that NGC 362 demonstrates a similar pattern to that found in M4 and M12, with no extreme population present and the first and second generation stars exhibiting the same Li abundances (within the observational uncertainties). Conversely, we detected a significant Li-Al anticorrelation in clusters NGC 1904 and NGC 2808, driven by the presence of the E population, which are Al-rich and Li-deficient. To account for the Li-rich intermediate populations in these clusters we need to postulate Li production between first- and intermediate second-generation stars favouring AGB stars as the internal polluters. We are unable to conclude if Li replenishment took place for the extreme cluster component and therefore we cannot discard any of the other polluter candidates as progenitors to these stars. Finally, our findings seem to suggest that

the internal Li scatter and effective Li production is related to a combination of a cluster’s mass and metallicity with the relatively low mass and/or metal-rich clusters more efficient as far as this production is concerned.

ACKNOWLEDGMENTS

This work made extensive use of the SIMBAD, VizieR, and NASA ADS databases. We acknowledge partial support by the Australian Research Council (ARC), PRIN INAF 2011 “Multiple populations in globular clusters: their role in the Galaxy assembly” (PI E. Carretta) and PRIN MIUR 2010-2011 “The Chemical and Dynamical Evolution of the Milky Way and Local Group Galaxies (prot. 2010LY5N2T, PI F. Matteucci). The research leading to the presented results has received funding from the European Research Council under the European Community’s Seventh Framework Programme (FP7/2007-2013) / ERC grant agreement no 338251 (StellarAges).

REFERENCES

- Alonso A., Arribas S., Martínez-Roger C., 1999, *Astronomy and Astrophysics Supplement*, 139, 335
- Bastian N., Lamers H. J. G. L. M., de Mink S. E., Longmore S. N., Goodwin S. P., Gieles M., 2013, *MNRAS*, 436, 2398
- Bragaglia A. et al., 2010, *ApJL*, 720, L41
- Busso M., Wasserburg G. J., Nollett K. M., Calandra A., 2007, *ApJ*, 671, 802
- Cameron A. G. W., Fowler W. A., 1971, *ApJ*, 164, 111
- Campbell S. W. et al., 2013, *Nature*, 498, 198
- Cardelli J. A., Clayton G. C., Mathis J. S., 1989, *ApJ*, 345, 245
- Carretta E., 2014, *ApJL*, 795, L28
- Carretta E., Bragaglia A., Gratton R., Lucatello S., 2009a, *A&A*, 505, 139
- Carretta E. et al., 2007, *A&A*, 464, 939
- Carretta E. et al., 2014, *A&A*, 564, A60
- Carretta E., Bragaglia A., Gratton R. G., Leone F., Recio-Blanco A., Lucatello S., 2006, *A&A*, 450, 523
- Carretta E. et al., 2010a, *ApJL*, 714, L7
- Carretta E. et al., 2009b, *A&A*, 505, 117
- Carretta E. et al., 2013, *A&A*, 557, A138
- Carretta E., Bragaglia A., Gratton R. G., Recio-Blanco A., Lucatello S., D’Orazi V., Cassisi S., 2010b, *A&A*, 516, A55

- Carretta E., Lucatello S., Gratton R. G., Bragaglia A., D’Orazi V., 2011, *A&A*, 533, A69
- Castelli F., Kurucz R. L., 2004, *ArXiv Astrophysics e-prints*
- Cohen J. G., 2004, *AJ*, 127, 1545
- Conroy C., Spergel D. N., 2011, *ApJ*, 726, 36
- Cordero M. J., Pilachowski C. A., Johnson C. I., Vesperini E., 2015, *ApJ*, 800, 3
- Cottrell P. L., Da Costa G. S., 1981, *ApJL*, 245, L79
- de Mink S. E., Pols O. R., Langer N., Izzard R. G., 2009, *A&A*, 507, L1
- Decressin T., Meynet G., Charbonnel C., Prantzos N., Ekström S., 2007, *A&A*, 464, 1029
- D’Ercole A., D’Antona F., Vesperini E., 2011, *MNRAS*, 415, 1304
- D’Ercole A., Vesperini E., D’Antona F., McMillan S. L. W., Recchi S., 2008, *MNRAS*, 391, 825
- D’Orazi V., Angelou G. C., Gratton R. G., Lattanzio J. C., Bragaglia A., Carretta E., Lucatello S., Momany Y., 2014, *ApJ*, 791, 39, Paper I
- D’Orazi V. et al., 2015, *ArXiv e-prints*
- D’Orazi V., Marino A. F., 2010, *ApJL*, 716, L166
- Eggleton P. P., Dearborn D. S. P., Lattanzio J. C., 2006, *Science*, 314, 1580
- Gratton R. G., Carretta E., Bragaglia A., 2012, *A&ARv*, 20, 50
- Gratton R. G., Carretta E., Bragaglia A., Lucatello S., D’Orazi V., 2010, *A&A*, 517, A81
- Gratton R. G., Carretta E., Castelli F., 1996, *A&A*, 314, 191
- Gratton R. G., Lucatello S., Carretta E., Bragaglia A., D’Orazi V., Momany Y. A., 2011, *A&A*, 534, A123
- Gratton R. G. et al., 2013, *A&A*, 549, A41
- Gratton R. G. et al., 2014, *A&A*, 563, A13
- Harris W. E., 1996, *AJ*, 112, 1487
- Ibata R. A., Gilmore G., Irwin M. J., 1994, *Nature*, 370, 194
- Johnson C. I. et al., 2015, *AJ*, 149, 71
- Johnson C. I., Pilachowski C. A., 2010, *ApJ*, 722, 1373
- Lamb M. P., Venn K. A., Shetrone M. D., Sakari C. M., Pritzl B. J., 2015, *MNRAS*, 448, 42
- Lind K., Primas F., Charbonnel C., Grundahl F., Asplund M., 2009, *A&A*, 503, 545
- Maccarone T. J., Zurek D. R., 2012, *MNRAS*, 423, 2
- Marino A. F., Milone A. P., Lind K., 2013, *ApJ*, 768, 27
- Marino A. F. et al., 2011, *ApJ*, 731, 64
- Marino A. F. et al., 2014, *MNRAS*, 442, 3044
- Meszáros S. et al., 2015, *ArXiv e-prints*
- Milone A. P., Marino A. F., Piotto G., Bedin L. R., Anderson J., Aparicio A., Cassisi S., Rich R. M., 2012, *ApJ*, 745, 27
- Momany Y., Bedin L. R., Cassisi S., Piotto G., Ortolani S., Recio-Blanco A., De Angeli F., Castelli F., 2004, *A&A*, 420, 605
- Monaco L., Villanova S., Bonifacio P., Caffau E., Geisler D., Marconi G., Momany Y., Ludwig H.-G., 2012, *A&A*, 539, A157
- Mucciarelli A., Lapenna E., Massari D., Ferraro F. R., Lanzoni B., 2015, *ArXiv e-prints*
- Mucciarelli A., Salaris M., Bonifacio P., Monaco L., Villanova S., 2014, *MNRAS*, 444, 1812
- Mucciarelli A., Salaris M., Lovisi L., Ferraro F. R., Lanzoni B., Lucatello S., Gratton R. G., 2011, *MNRAS*, 412, 81
- Nataf D. M., Gould A. P., Pinsonneault M. H., Udalski A., 2013, *ApJ*, 766, 77
- Pasquini L. et al., 2002, *The Messenger*, 110, 1
- Piotto G. et al., 2012, *ApJ*, 760, 39
- Prantzos N., Charbonnel C., Iliadis C., 2007, *A&A*, 470, 179
- Sbordone L., Bonifacio P., Buonanno R., Marconi G., Monaco L., Zaggia S., 2007, *A&A*, 465, 815
- Shen Z.-X., Bonifacio P., Pasquini L., Zaggia S., 2010, *A&A*, 524, L2
- Shetrone M. D., Keane M. J., 2000, *AJ*, 119, 840
- Skrutskie M. F. et al., 2006, *AJ*, 131, 1163
- Snedden C. A., 1973, PhD thesis, THE UNIVERSITY OF TEXAS AT AUSTIN.
- Valenti E., Origlia L., Mucciarelli A., Rich R. M., 2015, *A&A*, 574, A80
- Ventura P., D’Antona F., Mazzitelli I., Gratton R., 2001, *ApJL*, 550, L65
- Villanova S., Geisler D., 2011, *A&A*, 535, A31
- Villanova S., Geisler D., Carraro G., Moni Bidin C., Muñoz C., 2013, *ApJ*, 778, 186
- Yong D., Grundahl F., Norris J. E., 2015, *MNRAS*, 446, 3319
- Yong D. et al., 2013, *MNRAS*, 434, 3542
- Yong D. et al., 2014, *MNRAS*, 441, 3396