

# Geometrically Enhanced Quantum Oscillatory Signal and Nonzero Berry's Phase in Indium Arsenide Surface

Jian Sun,<sup>1,2,\*</sup> Xuhui Wang,<sup>3,†</sup> Sadamichi Maekawa,<sup>4,5</sup> Aurélien Manchon,<sup>3</sup> and Jürgen Kosel<sup>1</sup>

<sup>1</sup>*Computer, Electrical and Mathematical Sciences and Engineering Division,  
King Abdullah University of Science and Technology (KAUST), Thuwal 23955-6900, Saudi Arabia*

<sup>2</sup>*School of Materials Science, Japan Advanced Institute of Science and Technology, Nomi 923-1211, Japan*

<sup>3</sup>*Physical Sciences and Engineering Division, King Abdullah University  
of Science and Technology (KAUST), Thuwal 23955-6900, Saudi Arabia*

<sup>4</sup>*Advanced Science Research Center, Japan Atomic Energy Agency, Tokai 319-1195, Japan*

<sup>5</sup>*CREST, Japan Science and Technology Agency, Tokyo 102-0075, Japan*

(Dated: September 20, 2018)

In a system accommodating both surface and bulk conduction channels, a long-standing challenge is to extract weak Shubnikov-de Haas oscillation signal in the surface from a large background stemming from the bulk. Conventional methods to suppress the bulk conduction often involve doping, an intrusive approach, to reduce the bulk carrier density. Here we propose a geometric method, i.e. attaching a metal shunt to the indium arsenide epilayer, to redistribute current and thus enhance the oscillation-to-background ratio. This allows us, for the first time, to observe clear quantum oscillations and nonzero Berry's phase at the surface of indium arsenide. We also identify the existence of a Rashba type spin-orbit interaction, on the InAs surface, with a large coupling constant  $\alpha \sim 1$  eV Å. We anticipate wide applicability of this non-intrusive architecture in similar systems such as topological insulators.

Indium arsenide (InAs), an ordinary narrow-gap semiconductor with high intrinsic mobility and considerable field effect, is a promising material in electronic applications [1]. Yet a surface state, with a sheet density of  $\sim 10^{12}$  cm<sup>-2</sup> residing on the free surfaces of InAs as due to band bending, has been known for decades [2]. The recent rise of topological insulators (TIs) has enriched the pool of host materials with surface state [3]. Dimensionality and energy dispersion of these TI surface states are frequently studied using transport measurements such as the Shubnikov-de Haas (SdH) oscillation [4]. Meanwhile, the quantum oscillations from the free surfaces intrinsic to InAs was seldom reported. The regular Hall-bar-type geometry measures the sample as a homogeneous system and thus provides an averaged signal. The intimate contact between the surface state and underlying bulk, however, impedes the extraction of weak SdH signal of the former from a large resistance background of the latter. In TIs, for example, it is a challenging task to suppress the bulk carrier density to enhance the surface dominated transport [5].

In this letter, we propose a novel architecture to remove this long-standing obstacle. We use a metal-shunted Hall bar to enhance the SdH signal in the InAs surface. The enhancement achieved here is often called “geometric”, i.e. modifying a conductor by changing its geometric shape, which has been defined for the enhanced magnetoresistance in semiconductors [6, 7]. We apply this architecture on InAs to extract efficiently the SdH signals in the surface state. From the SdH Oscillations, we further discover a nonzero Berry's phase as a manifestation of the Rashba coupling driven by the inversion asymmetry.

The experimental sample is a 1.5  $\mu$ m thick Si-doped InAs epilayer on GaAs substrate (Fig. 1a, also see Methods). The metamorphic buffer layer technique is employed to absorb strain from lattice mismatch and prevent vertical propagation of dislocations to maintain the quality of the top InAs active layers [8]. It also aligns the energy bands between GaAs and InAs, avoiding possible formation of two-dimensional electron systems across the heterojunction. We are confident to argue that any signals of 2D nature shall originate from the InAs surface state (see Fig. 1b).

As a control experiment, we first show the transport measurements in a regular InAs Hall bar *without* a metal shunt, as sketched in Fig. 1c. The longitudinal magnetoresistance  $R_{xx}$  and Hall resistance  $R_{xy}$  at perpendicular magnetic fields are shown in Fig. 1d. Two curves are smooth, as the large background signals wash out the quantum oscillations. The nonlinearity in  $R_{xy}$  at low field implies the existence of a parallel conducting channel, i.e. the surface state [9, 10].

The shunted Hall bar, shown in Fig. 2a, is prepared via conventional lithography procedures (see Methods). At 10 K, the  $R_{xx}$  and  $R_{xy}$  measured in the shunted bar are shown in Fig. 2b and c, respectively. In contrast to the smooth curves observed in the regular Hall bar, both  $R_{xx}$  and  $R_{xy}$  exhibit pronounced oscillation superimposed on a suppressed background (see the values on the vertical axis), or, an enhanced oscillation-to-background ratio has been achieved.

To uncover the origin of the oscillations, we scan the angular dependence of the SdH oscillations by rotating the sample in a magnetic field  $B$  to different angles  $\theta$  (Fig. 2a). In Figs. 2b and c, local minima (maxima)

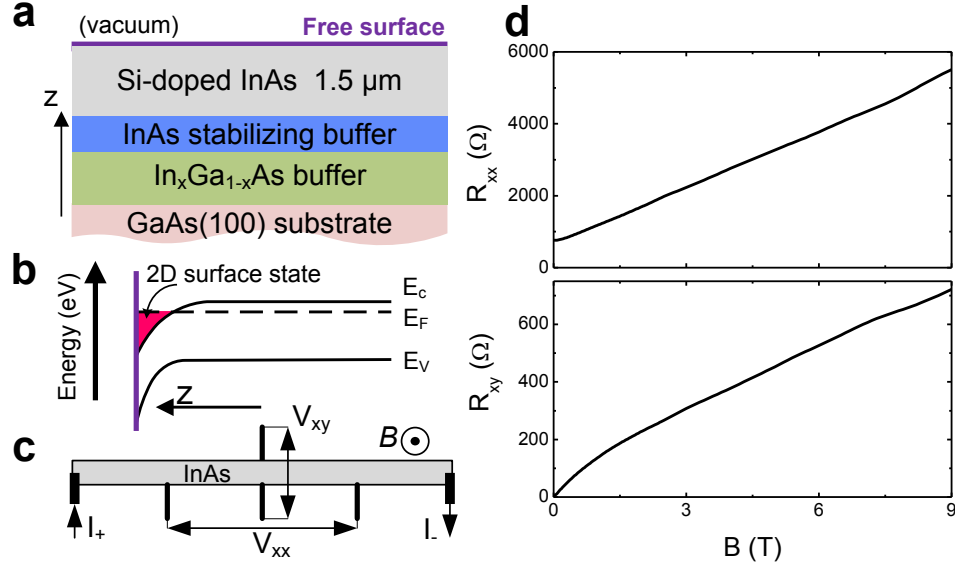


FIG. 1: N-doped InAs epitaxial sample (a) Layer diagram of metamorphic buffered Si-doped InAs epitaxial sample. (b) Schematic of the formation of 2D surface state as the result of band bending. (c) Sketch of a regular Hall bar device for transport measurement. (d) Longitudinal magnetoresistance  $R_{xx}$  and Hall resistance  $R_{xy}$  measured in perpendicular magnetic fields at 10 K in the regular Hall bar device.

show a systematic shift against  $B$ , whereas in Fig. 2e, they are aligned against  $1/B_{\perp}$  at all angles. This clearly exhibits the 2D nature [5, 11] of the surface state in InAs.

Intriguing yet simple mechanisms are driving the enhancement. The metal shunt redistributes the current injected into the InAs bar as electrons favour the paths of the lowest resistance, according to the Ohm's law. Finite element simulations reveal an inhomogeneous current distribution in the InAs bar. Most electrons flow into(out of) the metal shunt along the  $y$ -direction near two current leads; while a small portion of them traverses the InAs bar without entering the shunt. The middle part of the InAs bar, i.e. between two  $V_{xx}$  electrodes, is effectively shorted by the metal. The background signal measured locally at  $V_{xx}$  is thus much suppressed, again, according to Ohm's law.

The local current reduction seems to suggest a weakened oscillatory signal too. The SdH oscillations in the surface layer, however, originate from the scattering between edge states localized at InAs bar boundaries [12, 13], demanding a global picture on the entire conductor (Fig. 2d). In our geometry, as a current is injected under a perpendicular magnetic field, abundant edge states are formed close to the left and right edges of the InAs bar. In the 2D surface, the scattering events also happen between edge states at the left (right) and lower edges. Therefore, the SdH signal probed at the  $V_{xx}$  contacts is an average over contributions from three edges (Fig. 2d). The reduction of the SdH signal is hence less significant than the suppression in the background. And the oscillation-to-background signal ratio is enhanced. This

mechanism relies on the geometry manipulation creating current inhomogeneity, not on the intrusive modification of material properties, and is thus achievable with less technological complication.

We emphasise that the enhancement, as a geometric effect, is highly sensitive to the electrode locations where the signal is probed. In Fig. 2f, we plot the oscillations in  $R_{xx}$  measured with an additional set of *outer* electrodes  $V_{xx}^{\text{out}}$  (see Figs. 2a), where the current density is higher. We observe a sharp contrast to the signal acquired at inner contacts: At outer contacts, the SdH oscillations are buried by a larger background magnetoresistance (compare to that measured at inner contacts), and are thus less distinguishable.

The  $R_{xx}$  data allows us to extract the effective mass  $m^*$  in the surface state by fitting the temperature dependence of the oscillatory component  $\Delta R_{xx}$  into the Lifshits-Kosevich formula. This yields  $m^*/m_0 = 0.0381 \pm 0.0004$  which is close to  $0.033 \pm 0.006$  obtained by using low-temperature scanning tunneling microscopy [14].

The frequency of the SdH oscillations also contains the information of carrier density and Berry phase in the surface state. However, we notice that, in the high field regime, the phase difference between  $-d^2 R_{xx}/dB^2$  and  $-d^2 R_{xy}/dB^2$  is approximately  $\sim 0$ , instead of  $\pi/2$ . Such discrepancy is attributed to the coexistence of both surface and bulk conducting channels. The conductance, not resistance, bears the correct information to analyse the carrier density and Berry phase [10, 15]. Following a standard procedure[10, 15], we convert the re-

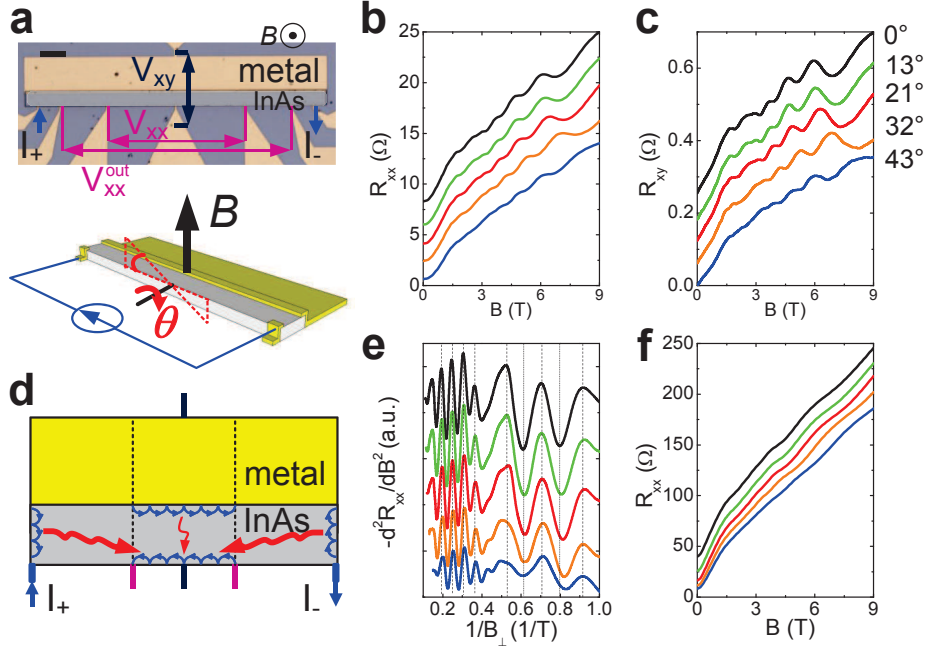


FIG. 2: Magnetotransport measurements with shunted Hall bar (a) Optical image (top-view) of the shunted Hall bar. Scale bar is 100  $\mu\text{m}$ . The cartoon shows the measurement configuration in a magnetic field. (b)  $R_{xx}$  and (c)  $R_{xy}$  measured in titled magnetic fields of angle  $\theta$  at 10 K. Curves measured at different angles are distinguished by colors and are shifted vertically for clarity. (d) Sketch of the edge states in the shunted structure. The blue curves at the edges represent the skipping orbits, i.e., the edge states. The wavy red curves with arrows represent the scattering that contributes to the SdH oscillations. (e)  $-d^2R_{xx}/dB^2$  of (b) as a function of  $1/B_{\perp}$ . The dash lines locate the extrema of the oscillations. (f)  $R_{xx}$  measured using the additional outer electrodes  $V_{xx}^{\text{out}}$  at 10 K.

sistance to conductance and extract oscillatory extrema from the negative second derivative  $-d^2G_{xx}/dB^2$  (Fig. 3a). The Fourier analysis reveals a single frequency  $f_{\text{SdH}}^{(\text{L})} = 5.61$  T for the signal below  $\sim 2$  T (called low field regime thereafter, Fig. 3b). This corresponds to a sheet density  $\sim 1.36 \times 10^{11} \text{ cm}^{-2}$ , according to the Onsager relation  $N_s = (e/\pi\hbar)f_{\text{SdH}}$ , and a Fermi wave vector  $k_F = 1.28 \times 10^6 \text{ cm}^{-1}$  since  $f_{\text{SdH}} = \hbar k_F^2/(2e)$ . Here,  $\hbar$  is Planck constant  $h$  divided by  $2\pi$  and  $e$  is the absolute value of the elementary charge. At fields higher than  $\sim 2.5$  T (called high field regime thereafter), a frequency  $f_{\text{SdH}}^{(\text{H})} = 17.83$  T is obtained, suggesting a sheet density  $\sim 4.32 \times 10^{11} \text{ cm}^{-2}$  for a spin-filtered surface state.

The presence of two dominant frequencies in the SdH signal strongly indicates the existence of two Fermi circles in the 2D surface state. All experimental features are consistent with a 2D Bychkov-Rashba model comprising a parabolic energy dispersion and a Rashba spin-orbit coupling  $H_R = \alpha \hat{z} \cdot (\hat{\sigma} \times \mathbf{k})$ . Here  $\alpha$  is the Rashba coupling constant,  $\mathbf{k}$  a 2D wave-vector, and  $\hat{\sigma}$  the Pauli matrix. To estimate  $\alpha$ , we employ the Onsager formula to relate the higher frequency  $f_{\text{SdH}}^{(\text{H})} = \hbar(k_F^{(-)})^2/(2e)$  and the lower one  $f_{\text{SdH}}^{(\text{L})} = \hbar(k_F^{(+)})^2/(2e)$  to the Fermi wave vectors  $k_F^{(\pm)}$  that are determined by the two polarization branches originating from the Rashba splitting, i.e.  $E_F = \hbar^2(k_F^{(\pm)})^2/(2m^*) \pm \alpha k_F^{(\pm)}$ . As the Fermi energy

can be estimated using the total carrier density  $N_s$ , we obtain in the leading order of  $\alpha$ ,

$$f_{\text{SdH}}^{(\text{H})} - f_{\text{SdH}}^{(\text{L})} \approx 2 \frac{\alpha m^*}{e\hbar} \sqrt{2\pi N_s}. \quad (1)$$

The Fermi energy is assumed to be larger than the Rashba energy  $\Delta_R \equiv \alpha^2 m^*/(2\hbar^2)$ . The total sheet carrier density is  $N_s \sim 5.67 \times 10^{11} \text{ cm}^{-2}$  and the frequencies are  $f_{\text{SdH}}^{(\text{H})} = 17.83$  T and  $f_{\text{SdH}}^{(\text{L})} = 5.61$  T. Using Eq. 1, we find a large Rashba constant  $\alpha \sim 1.0 \text{ eV \AA}$ . This value is comparable to the ones in surface alloys [16] but still about one order of magnitude larger than those in typical semiconductor heterojunctions [17]. The corresponding Rashba energy  $\Delta_R \sim 2.4 \text{ meV}$  is also in par with the surface states in Au [18] or Bi [19], and quantum wells states formed on Pb thin film [20]. The Fermi surface is about 8.54 meV from the bottom of the inner Rashba band (the band touching point), and 27.15 meV from the bottom of the outer band.

We may also obtain, from the SdH signal, the phase shift  $\gamma$  encoded in the oscillating part of the longitudinal magneto-conductance  $\Delta G_{xx}$

$$\Delta G_{xx} \sim \cos \left[ 2\pi \left( \frac{f_{\text{SdH}}}{B} - \gamma \right) \right] \quad (2)$$

In solid systems,  $\gamma$  and the Berry's phase  $\Gamma$  [21] are simply

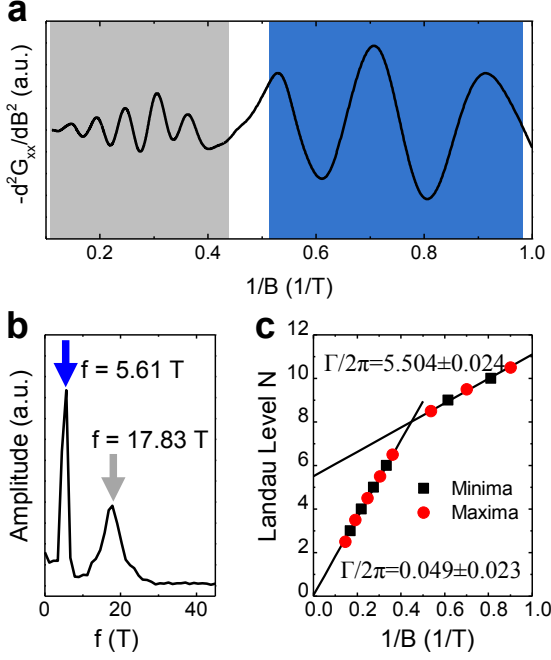


FIG. 3: SdH oscillations in InAs surface state (a) Oscillations in  $-d^2G_{xx}/dB^2$  at perpendicular field  $\theta = 0^\circ$ . Blue (grey) zone highlights the low (high) field regime. (b) Fourier analysis on the  $-d^2G_{xx}/dB^2$  signal. Blue (grey) arrow indicates the frequency at low (high) field. (c) Landau level fan diagram of the SdH oscillations in  $G_{xx}$ . The solid lines are the fittings in separate regimes using Eq.4.

related by

$$\gamma = \frac{1}{2} - \frac{\Gamma}{2\pi}. \quad (3)$$

A nonzero Berry's phase,  $\Gamma = \pi$  (or an integer-like  $\gamma$ ), can be achieved at a band touching (Dirac) point [22] as in 2D systems like graphene [23, 24] or the surface states of topological insulators [5, 11]. Here on the InAs surface, the Rashba coupling provides this, too.

We now extract the phase shift  $\gamma$  and Berry's phase  $\Gamma$  by constructing Landau level fan diagram. Equation 2 has the  $N$ th minimum at a magnetic field  $B_N$  that satisfies

$$2\pi \left( \frac{f_{\text{SdH}}}{B_N} - \gamma \right) = \pi(2N - 1), \quad (4)$$

which implies that, in a  $N$  versus  $1/B_N$  plot, the intercept on the  $N$  axis is  $\gamma$ . The values of  $B_N$  at the minima (maxima) of  $-d^2G_{xx}/dB^2$  are indexed by an integer (a half integer), as shown in Fig. 3a. The Landau fan diagram in Fig. 3c shows two well-defined regimes with respect to the strength of magnetic field, providing another evidence to the presence of Rashba spin-orbit coupling[25–28].

According to Eq. 3, in the low field regime  $B < 2$  T, an intercept  $\Gamma/2\pi = 5.504 \pm 0.024$  is derived from a linear fitting with  $f_{\text{SdH}}^{(L)} \sim 5.61$  T obtained from the Fourier

analysis. This half-integer-like  $\Gamma/2\pi$  (or an integer like  $\gamma$ ) shows a nonzero Berry's phase  $\pi$ . This is a direct evidence to the energy dispersion; the surface state possess a  $k$ -linear dispersion to create a band-touching point at  $k \sim 0$  [22]. This is consistent with the Bychkov-Rashba model [29]. At high field, a linear fitting suggests an integer-like  $\Gamma/2\pi = 0.049 \pm 0.023$  and thus a zero Berry's phase, due to the Zeeman splitting.

By creating current inhomogeneity in an InAs Hall bar with a metal shunt, we have achieved enhanced SdH signals. These quantum oscillations originate from the 2D surface state with a large Rashba coupling ( $\alpha \sim 1.0$  eV Å), which is further confirmed by the observation of a nonzero Berry's phase. We envisage that the architecture based on geometric manipulation proposed in this letter is applicable to broader systems with bulk and surface conduction channels. Our results even entice us to attempt the possibility of tuning an ordinary semiconductor into a pseudo topological insulator.

## Methods

**InAs Epitaxial Sample.** The InAs epitaxial sample is grown by the Veeco Gen 930 molecular beam epitaxy system on a (100) oriented semi-insulating GaAs substrate with the following structure: 1) a 0.2  $\mu\text{m}$  thick GaAs buffer layer, 2) a 1  $\mu\text{m}$ -thick  $\text{In}_x\text{Ga}_{1-x}\text{As}$  metamorphic buffer, in which the indium concentration is increased linearly from 0 to 1, 3) a 0.2  $\mu\text{m}$  thick undoped InAs stabilizing buffer, 4) a 1.5  $\mu\text{m}$  thick Si-doped active layer. The compensation effect is negligible with a doping level of  $10^{16} \text{ cm}^{-3}$ .

**Device Fabrication.** Photo-lithographic techniques are used for device patterning. The InAs bar of size  $40\mu\text{m} \times 1000\mu\text{m}$  is wet etched in a citric acid/ $\text{H}_2\text{O}_2$  solution exploiting the semi-insulating GaAs as an etch stop. The contacts are formed by a sputtered Ti (50 nm)/Au (250 nm) stack acting as the metal shunt and electrodes. A rapid thermal annealing process at 250  $^\circ\text{C}$  is utilized to improve the contact resistivity to  $10^{-7} \Omega\text{cm}^2$ .

**Device Characterization.** The magnetotransport measurements are carried out using a Quantum Design physical property measurement system (PPMS) with a homogeneous magnetic field  $B$  up to 9 T at 10 K. The devices are wire bonded to a printed circuit board with a four-probe measuring configuration. A current of 100  $\mu\text{A}$  is applied throughout the measurements. In the angular dependence measurements, the device is mounted onto a sample holder, which can be rotated in the magnetic field.

## Acknowledgments

We thank G. E. Bauer, J. Ieda and H. Adachi for fruitful discussions.

---

\* Corresponding author: sun-jian@jaist.ac.jp

† Corresponding author: xuhuiwangnl@gmail.com

- [1] Ko, H. *et al.*, Ultrathin compound semiconductor on insulator layers for high-performance nanoscale transistors. *Nature* **468**, 286 (2010).
- [2] Olsson, L. Ö. *et al.* Charge accumulation at InAs surfaces. *Phys. Rev. Lett.* **76**, 3626 (1996).
- [3] Hasan, M. Z. & Kane, C. L. Colloquium: Topological insulators. *Rev. Mod. Phys.* **82**, 3045 (2010).
- [4] D. Shoenberg, *Magnetic Oscillations in Metals* (Cambridge Univ. Press, UK, 1984).
- [5] Analytis, J. G. *et al.* Two-dimensional surface state in the quantum limit of a topological insulator. *Nat. Phys.* **6**, 960 (2010).
- [6] Allgaier, R. S. A new analysis of the linear high-field magnetoresistance in n-type PbTe films. *J. Appl. Phys.* **59**, 1388 (1986).
- [7] Solin, S., Thio, T., Hines, D. R., & Heremans, J. J. Enhanced room-temperature geometric magnetoresistance in inhomogeneous narrow-gap semiconductors. *Science* **289**, 1530 (2000).
- [8] Lubyshev, D. *et al.* Strain relaxation and dislocation filtering in metamorphic HEMT structures grown on GaAs substrates. *J. Vac. Sci. Technol. B* **19**, 1510 (2001).
- [9] Wieder, H. H. Transport coefficients of InAs epilayers. *Appl. Phys. Lett.* **25**, 206 (1974).
- [10] Xiong, J. *et al.*, High-field Shubnikovde Haas oscillations in the topological insulator Bi<sub>2</sub>Te<sub>2</sub>Se. *Phys. Rev. B* **86**, 045314 (2012).
- [11] Qu, D. -X., Hor, Y. S., Xiong, J., Cava, R. J. & Ong, N. P. Quantum oscillations and Hall anomaly of surface states in the topological insulator Bi<sub>2</sub>Te<sub>3</sub>. *Science* **329**, 821 (2010).
- [12] Büttiker, M. Absence of backscattering in the quantum Hall effect in multiprobe conductors. *Phys. Rev. B* **38**, 9375 (1988).
- [13] van Wees, B. J. *et al.* Suppression of Shubnikovde Haas resistance oscillations due to selective population or detection of Landau levels: Absence of inter-Landau-level scattering on macroscopic length scales. *Phys. Rev. B* **39**, 8066 (1989).
- [14] Canali, L., Wildöer, J. W. G., Kerkhof, O. & Kouwenhoven, L. P. Low-temperature STM on InAs(110) accumulation surfaces. *Appl. Phys. A* **66**, S113 (1998).
- [15] Shrestha, K., Marinova, V., Lorenz, B., & Chu, P. C. W. Shubnikovde Haas oscillations from topological surface states of metallic Bi<sub>2</sub>Se<sub>2.1</sub>Te<sub>0.9</sub>. *Phys. Rev. B* **90**, 241111(R) (2014).
- [16] Ast, C. R. *et al.* Giant spin splitting through surface alloying. *Phys. Rev. Lett.* **98**, 186807 (2007).
- [17] Nitta, J., Akazaki, T., Takayanagi, H. & Enoki, T. Gate control of spin-orbit interaction in an inverted In<sub>0.53</sub>Ga<sub>0.47</sub>As/In<sub>0.52</sub>Al<sub>0.48</sub>As heterostructure. *Phys. Rev. Lett.* **78**, 1335 (1997).
- [18] LaShell, S., McDougall, B. A. & Jensen, E. Spin splitting of an Au(111) surface state band observed with angle resolved photoelectron spectroscopy. *Phys. Rev. Lett.* **77**, 3419(1996).
- [19] Koroteev, Yu. M. *et al.* Strong spin-orbit splitting on Bi surfaces. *Phys. Rev. Lett.* **93**, 046403 (2004).
- [20] Hugo Dil, J. *et al.* Rashba-type spin-orbit splitting of quantum well states in ultrathin Pb films. *Phys. Rev. Lett.* **101**, 266802 (2008).
- [21] Berry, M. V. Quantal phase factors accompanying adiabatic changes. *Proc. R. Soc. London Ser. A* **392**, 45 (1984).
- [22] Mikitik, G. P. & Sharlai, Yu. V. Manifestation of Berry's Phase in Metal Physics. *Phys. Rev. Lett.* **82**, 2147 (1999).
- [23] Zhang, Y., Tan, Y. -W., Stormer, H. L. & Kim, P. Experimental observation of the quantum Hall effect and Berry's phase in graphene. *Nature* **438**, 201 (2005).
- [24] Novoselov, K. S. *et al.* Unconventional quantum Hall effect and Berry's phase of  $2\pi$  in bilayer graphene. *Nat. Phys.* **2**, 177(2006).
- [25] Eisenstein, J. P., Störmer, H. L., Narayanamurti, V., Gossard, A. C. & Wiegmann, W. Effect of inversion symmetry on the band structure of semiconductor heterostructures. *Phys. Rev. Lett.* **53**, 2579 (1984).
- [26] Stormer, H. L. *et al.* Energy structure and quantized Hall effect of two-dimensional holes. *Phys. Rev. Lett.* **51**, 126 (1983).
- [27] Papadakis, S. J., De Poortere, E. P., Manoharan, H. C., Shayegan, M. & Winkler, R. The effect of spin splitting on the metallic behavior of a two-dimensional system. *Science* **283**, 2056 (1999).
- [28] Tsukazaki, A. *et al.* Quantum Hall effect in polar oxide heterostructures. *Science* **315**, 1388 (2007).
- [29] Bychkov, Yu. A. & Rashba, E. I. Oscillatory effects and the magnetic susceptibility of carriers in inversion layers. *J. Phys. C: Solid State Phys.* **17**, 6039 (1984).