

IMPULSIVE SPOT HEATING AND THERMAL EXPLOSION OF INTERSTELLAR GRAINS REVISITED

A. V. IVLEV¹, T. B. RÖCKER¹, A. VASYUNIN^{1,2}, AND P. CASELLI¹

¹Max-Planck-Institut für Extraterrestrische Physik, 85741 Garching, Germany

²Ural Federal University, Ekaterinburg, Russia

Draft version August 30, 2021

ABSTRACT

The problem of impulsive heating of dust grains in cold, dense interstellar clouds is revisited theoretically, with the aim to better understand leading mechanisms of the explosive desorption of icy mantles. It is rigorously shown that if the heating of a reactive medium occurs within a sufficiently localized spot (e.g., heating of mantles by cosmic rays), then the subsequent thermal evolution is characterized by a single dimensionless number λ . This number identifies a bifurcation between two distinct regimes: When λ exceeds a critical value (threshold), the heat equation exhibits the explosive solution, i.e., the thermal (chemical) explosion is triggered. Otherwise, thermal diffusion causes the deposited heat to spread over the entire grain – this regime is commonly known as the whole-grain heating. The theory allows us to find a critical combination of the physical parameters that govern the explosion of icy mantles due to impulsive spot heating. In particular, the calculations suggest that heavy cosmic ray species (e.g., iron ions) colliding with dust are able to trigger the explosion. Based on the recently calculated local cosmic-ray spectra, the expected rate of the explosive desorption is estimated. The efficiency of the desorption, which affects all solid species independent of their binding energy, is shown to be comparable with other cosmic-ray desorption mechanisms typically considered in the literature. Also, the theory allows us to estimate maximum abundances of reactive species that may be stored in the mantles, which provides important constraints on available astrochemical models.

Subject headings: ISM: dust – ISM: clouds – astrochemistry – ISM: cosmic rays

1. INTRODUCTION

The earliest stages of star formation occur in cold ($T \sim 10$ K), dense ($n(H) \gtrsim 10^4$ cm⁻³), and dark ($A_V \gtrsim 10$ mag) molecular cloud cores (e.g., Myers et al. 1987). Under such physical conditions, rapid freeze-out of molecular species from the gas phase on interstellar grains should occur on a timescale of $\sim 10^9/n(H)$ yrs. However, while infrared observations confirm the existence of thick icy mantles on interstellar grains (e.g., Gibb et al. 2004), molecular species are also observed in the dark cold gas (Tafalla et al. 2002; Caselli et al. 2002; Tafalla et al. 2004; Caselli et al. 2012). As the lifetime of cold molecular cores is at least $\sim 10^6$ yr (Brünken et al. 2014), a non-thermal desorption mechanism is required to maintain the observed gas-phase abundances of species. The recent discovery of complex organic molecules (Öberg et al. 2010; Bacmann et al. 2012; Cernicharo et al. 2012) and deuterated methanol (Bizzocchi et al. 2014) in the cold gas is further evidence for non-thermal processing and evaporation of cold icy mantles (Vasyunin & Herbst 2013b).

Interactions of interstellar grains with cosmic ray (CR) particles, X-ray and UV photons, and even their mutual collisions cause the grain heating and hence stimulate sublimation of ice (d’Hendecourt et al. 1982; Léger et al. 1985; Hartquist & Williams 1990; Schutte & Greenberg 1991; Hasegawa & Herbst 1993; Shalabiea & Greenberg 1994; Shen et al. 2004; Bringa & Johnson 2004; Cuppen et al. 2006; Herbst & Cuppen 2006; Roberts et al. 2007). Depending on the mechanism of energy deposition, the

heated region may be localized or it may extend over the entire grain – these two scenarios are usually referred to as “spot heating” and “whole-grain heating”, respectively (Léger et al. 1985; Schutte & Greenberg 1991; Shen et al. 2004; Bringa & Johnson 2004). Also, some exothermic reactions occurring on the grain surface (e.g., the formation of molecular hydrogen) may result in the local heating and lead to the chemical desorption of weakly bound species (Duley & Williams 1993; Garrod et al. 2007; Cecchi-Pestellini et al. 2012; Rawlings et al. 2013).

One can identify two distinct regimes of desorption occurring in response to the impulsive grain heating: The classical thermal evaporation, and the so-called “explosive desorption” triggered by the exothermic chemical reaction(s) between free radicals frozen in the bulk of ice (d’Hendecourt et al. 1982; Léger et al. 1985; Schutte & Greenberg 1991; Shalabiea & Greenberg 1994). The essential difference between the two regimes is that the evaporation of the ice mantle (typically limited to the most volatile species) is accompanied by the grain cooling, whereas the chemical reactions (activated by the deposited energy) can lead to the runaway temperature growth. As a result, the explosive desorption may cause the ejection of the entire mantle off the grain surface.

Since the 1980’s, there have been various mechanisms proposed to trigger the thermal explosion of icy mantles. In particular, these include inelastic collisions between the grains, when a certain fraction of their kinetic energy is converted into heat in the mantle (d’Hendecourt et al. 1982; Schutte & Greenberg 1991; Shalabiea & Greenberg 1994), and the impact of ener-

getic particles, such as CR and X rays (Léger et al. 1985; Shen et al. 2004). The analysis, however, has been *almost completely* focused on the whole-grain-heating scenario, neglecting the initial thermal spikes emerging in a grain (e.g., along the CR paths). To the best of our knowledge, the possibility of thermal explosion due to CR spot heating was only discussed by Léger et al. (1985), who concluded that such process is not feasible.¹

In this article we revisit the problem of spot heating of interstellar grains. We introduce a concept of the *localized* ignition spot and show that the evolution of the initial kinetic energy deposited in a reactive medium in this case is uniquely described by a *single* dimensionless number λ . This concept allows us to calculate a critical value of λ above which the thermal explosion is triggered and, hence, to find a critical combination of the physical parameters that govern the explosion of icy mantles due to spot heating. We show that the energy deposited by iron CR are sufficient to cause such explosions. Furthermore, we demonstrate that the chemical explosion due to whole-grain heating is inhibited by efficient sublimation cooling. Based on the recent calculations of local CR energy spectra, we obtain the minimum expected rate of mantle disruption due to impacts of iron CR. Finally, the presented theory allows us to estimate the maximum abundances of reactive species that may be stored in the mantles and, thus, to impose important constraints on available astrochemical models.

2. THEORY

Consider the situation when a certain amount of kinetic energy is “instantaneously” deposited in a reactive medium. It is intuitive to expect that the exact form of the initial energy distribution must be unimportant for its subsequent evolution, provided this distribution is sufficiently localized *and* the energy is rapidly thermalized. Mathematically, the possibility of the thermal explosion in this case can be investigated by assuming the initial temperature distribution in the form of the delta function. Limits of applicability for such approximation of the ignition spot are determined from the numerical analysis, as discussed below.

Let us consider the cases where the initial energy is concentrated on a plane, along an axis, or in a point. For such ignition spots, the problem is characterized by the symmetry indices $D = 1, 2$, and 3 , respectively, and the heat equation describing the temperature distribution $T(r, t)$ in a reactive medium has the following form (Landau & Lifshitz 1987):

$$\rho c \frac{\partial T}{\partial t} = Q_r e^{-E_a/k_B T} + \kappa \left(\frac{\partial^2 T}{\partial r^2} + \frac{D-1}{r} \frac{\partial T}{\partial r} \right), \quad (1)$$

with the initial condition

$$T(r, 0) = \frac{q_D}{\rho c} \delta_D(r). \quad (2)$$

Here, $\delta_D(r)$ is the delta function in D dimensions, q_D is the initial energy density in the ignition spot, κ , ρ , and c are, respectively, the thermal conductivity, mass density,

¹ We note that non-explosive desorption due to spot heating has been extensively studied (e.g., Léger et al. 1985; Shen et al. 2004; Brinca & Johnson 2004).

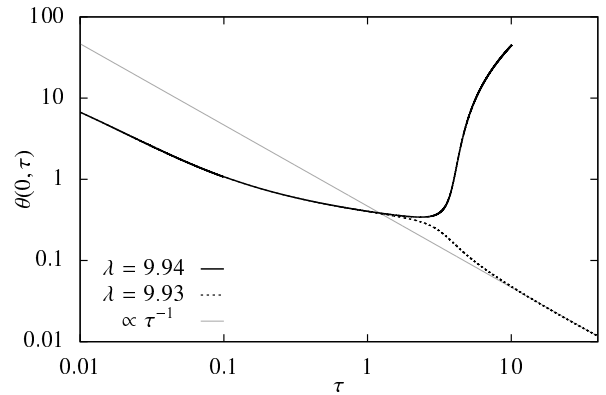


FIG. 1.— Evolution of the dimensionless temperature at the center of the ignition spot, $\theta(0, \tau)$. Shown are numerical solutions of Eqs. (4) and (5) for $D = 2$, obtained for marginally under-critical (dashed line) and over-critical (solid line) values of λ . The under-critical curve tends asymptotically to the solution for $\lambda = 0$, $\theta(0, \tau) \propto \tau^{-D/2}$ (thin solid line), the over-critical curve approaches $\theta(0, \tau) \propto \tau$ after the explosive growth. For $D = 1$ and 3 a similar behavior is observed.

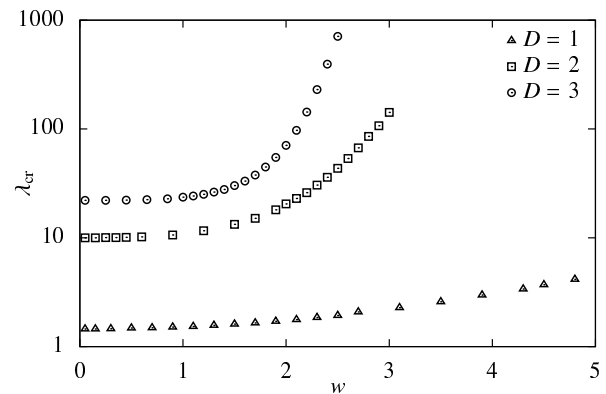


FIG. 2.— Dependence of the numerically calculated explosion threshold, λ_{cr} , on the normalized size of the ignition spot, w . The thresholds, plotted for $D = 1, 2$, and 3 , are nearly constant for $w \lesssim 1$, and rapidly increase at larger w (see Appendix A for details). The numerical accuracy for λ_{cr} is better than $\pm 5\%$.

and specific heat of the medium (treated as incompressible, so c should be taken at constant pressure), Q_r is the heat of reaction per unit volume and time, and E_a is the relevant activation energy in the Arrhenius factor (definition of Q_r and proper choice of E_a are discussed in Sec. 3.1). We first assume the properties of the medium to be independent of the temperature – the cases when c or κ are functions of T are considered later.

For the analysis of Eqs. (1) and (2) we normalize the temperature by the activation energy, $\theta = k_B T / E_a$. For the dimensionless distance $\xi = r / r_*$ we choose the scale r_* which provides unity normalization of Eq. (2), while the dimensionless time $\tau = t / t_*$ is determined by the timescale t_* of thermal diffusion at the distance r_* . This yields

$$r_* = \left(\frac{q_D}{\rho c E_a} \right)^{1/D}, \quad t_* = \frac{\rho c}{\kappa} r_*^2, \quad (3)$$

so the heat equation is reduced to

$$\frac{\partial \theta}{\partial \tau} = \lambda e^{-1/\theta} + \frac{\partial^2 \theta}{\partial \xi^2} + \frac{D-1}{\xi} \frac{\partial \theta}{\partial \xi}, \quad (4)$$

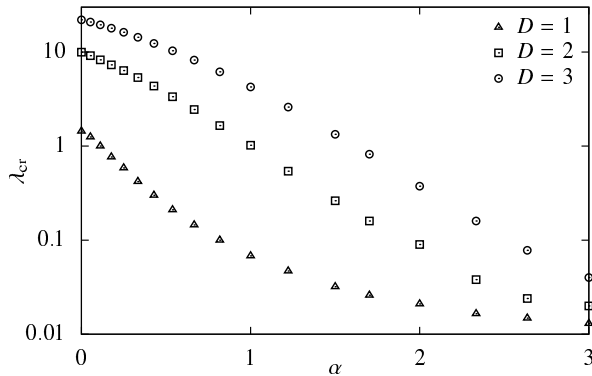


FIG. 3.— Effect of the temperature-dependent specific heat on the explosion threshold. The critical numbers λ_{cr} , numerically calculated for $D = 1, 2$, and 3 , are plotted versus the exponent α determining the temperature dependence $c \propto T^\alpha$. The numerical accuracy for λ_{cr} is better than $\pm 5\%$.

and the initial condition – to

$$\theta(\xi, 0) = \delta_D(\xi). \quad (5)$$

Thus, in the dimensionless form the problem is characterized by a *single* number,

$$\lambda = \frac{Q_r}{\kappa E_a} \left(\frac{q_D}{\rho c E_a} \right)^{2/D}. \quad (6)$$

The role of λ is similar to that of the Frank-Kamenetskii number λ_{FK} [see Eq. (A1)] which governs the thermal stability of a steady state (Frank-Kamenetskii 1969; Landau & Lifshitz 1987). The relation between λ and λ_{FK} is discussed in Appendix A.

The thermal explosion is triggered when λ exceeds a certain critical value λ_{cr} – the explosion threshold. From the numerical solution of Eqs. (4) and (5) we obtain the following thresholds:

$$\begin{aligned} D = 1 : & \quad \lambda_{\text{cr}} = 1.45; \\ D = 2 : & \quad \lambda_{\text{cr}} = 9.94; \\ D = 3 : & \quad \lambda_{\text{cr}} = 22.1. \end{aligned}$$

The bifurcation between the decaying and explosive evolutions is illustrated for $D = 2$ in Fig. 1, where the temperature at the center of the ignition spot, $\theta(0, \tau)$, is plotted. For $\lambda < \lambda_{\text{cr}}$ the integral effect of thermal diffusion is stronger than that of reaction heating, so the asymptotic temperature decay is described by the fundamental solution of the heat equation in free space (Landau & Lifshitz 1987), which yields $\theta(0, \tau) \propto \tau^{-D/2}$. When $\lambda > \lambda_{\text{cr}}$, thermal diffusion becomes asymptotically negligible and the temperature approaches linear growth, since the Arrhenius term in Eq. (4) tends to a constant (λ) for large θ . In Fig. 1, the bifurcation occurs at $\tau \sim 3$ (while for $D = 1$ and 3 it is at $\tau \sim 10$ and ~ 1 , respectively). We conclude that the explosion develops within the physical time of a few t_* .

For the numerical solution, we approximate the initial energy distribution by a rectangular function with width w (the delta function formally corresponds to the limit $w \rightarrow 0$). The obtained dependence $\lambda_{\text{cr}}(w)$ is plotted in Fig. 2, showing that the explosion thresholds remain practically constant for $w \lesssim 1$. Thus, the problem does not (practically) depend on the physical size of the ignition spot as long as it is smaller than $\sim r_*$, i.e., the

initial energy distribution for such *localized* spots is well represented by the delta function.

Once the explosion is triggered, the hot reactive zone starts expanding away from the ignition spot. As discussed in Appendix B, the flame front propagates with a constant speed U determined by Eq. (B1). In Sec. 3.2 we demonstrate that the magnitude of U is much smaller than the typical sound speed in solids.

The above results can be generalized for the case where properties of the medium depend on the temperature. In Appendix C we show that for a power-law temperature dependence of the specific heat, $c(T) \propto T^\alpha$ (typical for solids, see Sec. 3.1), the explosion threshold rapidly decreases with the exponent α . Figure 3, illustrating the case $D = 2$, demonstrates that for the linear temperature dependence the value of λ_{cr} decreases by one order of magnitude, and for the quadratic – by two. Note that the number λ as well as the front speed U in this case are given by Eqs. (C1) and (C2). We also demonstrate that the temperature dependence of the thermal diffusivity $\chi = \kappa/\rho c$ has relatively weak effect on the results.

3. IMPLICATION FOR INTERSTELLAR DUST GRAINS

In this section, the theory presented in Sec. 2 is applied to interstellar dust grains, to obtain conditions when impulsive heating by energetic particles is expected to cause the thermal explosion of icy mantles.

The impulsive heating by CR particles, sketched in Fig. 4, has the axial symmetry and is described by the solution for $D = 2$. The initial energy density q_2 , which enters the dimensionless number λ in this case, is equal to the stopping power of a CR particle. The stopping power depends on the particle kinetic energy ε (per nucleon) and exhibits a broad maximum at $\varepsilon = \varepsilon^{\text{max}}$ (Ziegler 1980): for protons, $\varepsilon_{\text{H}}^{\text{max}} \sim 0.1$ MeV and $q_2(\varepsilon_{\text{H}}^{\text{max}}) \sim 10^{-10}$ J cm $^{-1}$; for iron ions, $\varepsilon_{\text{Fe}}^{\text{max}} \sim 1$ MeV/nucleon and $q_2(\varepsilon_{\text{Fe}}^{\text{max}}) \sim 10^{-8}$ J cm $^{-1}$. The heating by X rays is better described by the spherically-symmetric solution, $D = 3$ (see discussion in Sec. 3.2).

3.1. Properties of icy mantles

Let us summarize typical physical properties of mantles which determine the magnitude of λ .

For many amorphous solids (including ice) the specific heat c increases approximately as $\propto T^2$ at lower temperatures, with 10^{-2} J cm $^{-3}$ K $^{-1} \lesssim \rho c \lesssim 0.3$ J cm $^{-3}$ K $^{-1}$ for 10 K $\leq T \leq 50$ K; the growth becomes slower at higher temperatures, $\rho c \sim 3$ J cm $^{-3}$ K $^{-1}$ at $T \sim 10^3$ K (Zeller & Pohl 1971; Léger et al. 1985). We employ this generic dependence for the estimates below. For the thermal conductivity $\kappa = \rho c \chi$ we use the diffusivity $\chi \sim 10^{-2}$ cm 2 s $^{-1}$ (d’Hendecourt et al. 1982; Léger et al. 1985; Schutte & Greenberg 1991); the latter is approximately constant for many amorphous solids at $T \gtrsim 30$ K (Zeller & Pohl 1971). Note that χ may decrease with T for amorphous water ice (Andersson & Suga 2002), but this should only have a minor effect on results (see Appendix C).

For the sake of clarity we suppose that among the variety of reactive species (radicals) stored in the mantle, there is a pair (A and B) whose exothermic reaction dominates the heat release (the approach can be straightforwardly generalized to multiple reactions). The heat rate

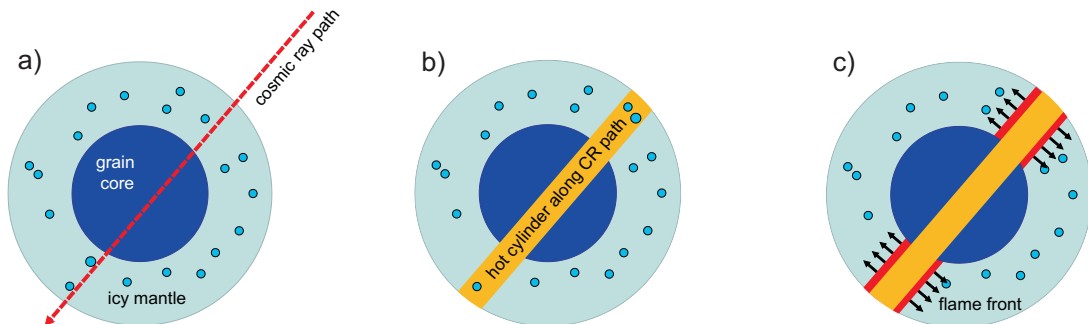


FIG. 4.— Schematic representation of the chemical explosion of icy mantle due to cosmic ray impact. (a) A refractory core of a grain is covered by a thick icy mantle, where some reactive species (radicals, blue dots) are stored in the bulk. Each collision of a CR particle with a grain is accompanied by loss of energy, deposited along the CR path. (b) This creates a hot, narrow cylindrical region whose subsequent evolution is governed by the dimensionless number λ , given by Eq. (6): If λ is below a certain critical value, the deposited energy is simply redistributed over the grain’s volume (the whole-grain-heating scenario). Otherwise, the thermal explosion is triggered (c) – runaway exothermic reactions generate a cylindrical flame front in the mantle, leading to its disruption.

is then given by (Léger et al. 1985) $Q_r \simeq E_r \varphi_A \varphi_B N \nu$, where $E_r \sim 3$ eV is the typical energy release per reaction, $\varphi_{A,B} = N_{A,B}/N$ are the fractional abundances of the species, $\nu \simeq 2 \times 10^{12}$ s $^{-1}$ is their characteristic vibration frequency, and $N \simeq 3 \times 10^{22}$ cm $^{-3}$ is the total number density of molecules in ice (Léger et al. 1985; Schutte & Greenberg 1991). Thus, to estimate the magnitude of Q_r we need to know the abundance of reactive species. Let us elaborate on this point.

Direct infrared observations of interstellar ices can only supply us with the abundances of major ice constituents which are in general not reactive under cold ISM conditions, with the exception of CO ice. As such, we have to rely on astrochemical modeling when estimating abundances of reactive species in a typical interstellar ice. Early astrochemical models did not have a distinction between reactive surface and more inert bulk of a thick icy mantle (Hasegawa et al. 1992; Hasegawa & Herbst 1993). Therefore, in these models all species adsorbed on a grain surface participate in efficient “surface” chemistry and the resulting fraction of radicals stored in the mantle is very low. However, in a number of more recent studies, several important effects were recognized that favor larger amounts of radicals to be stored in the interstellar ice. First, icy mantles in dark clouds are likely to be thick and consisting of several hundreds of monolayers (see, e.g., Sec. 4.2 of Caselli & Ceccarelli 2012). For this reason, reactive species in the inner layers of the ice may be quickly covered by new accreting species during the ice formation, and become excluded from the rapid surface chemistry. Reactive species become frozen into water ice and thus survive and accumulate (e.g., Taquet et al. 2012). Moreover, it is likely that icy mantles are exposed to the UV photons even in dark clouds. Photons can penetrate the entire mantle and dissociate stable molecules in the ice (Cruz-Diaz et al. 2014; Chang & Herbst 2014), thus producing radicals (Garrod 2013a). Finally, the amount of radicals in the ice may be affected by the internal ice structure: theoretical studies show that the porous structure of ice favors accumulation of the radicals (Taquet et al. 2012). However, some authors show that interstellar ices are rather compact than porous (Garrod 2013b).

To obtain quantitative estimates of the fraction of reactive species stored in the ice in a dark cloud, we simulate the formation of the icy mantle during the con-

traction of a diffuse cloud into a dense core using our MONACO code and a simple evolutionary model presented in Vasyunin & Herbst (2013a). Briefly, in the evolutionary model, the temperature linearly decreases with time from 20 K to 10 K, and the gas density increases from 10^3 cm $^{-3}$ in the beginning to 10^5 cm $^{-3}$ at the end of the contraction. Visual extinction A_V increases self-consistently with the density, from $A_V = 3$ to $A_V \geq 10$. The MONACO code has been updated in comparison to Vasyunin & Herbst (2013a), and now it includes chemistry in the bulk, due to ice photoprocessing and intramantle diffusion of species (details will be described in a future paper).

Mobility of species in the bulk of ice is likely to be significantly lower than on the surface, due to the larger number of neighboring species that bonded to each other (Garrod 2013a). In our microscopic formalism, this means higher diffusion energy for a species in the bulk than on the surface. Following Garrod (2013a), we set the diffusion energy of species in the bulk to be two times the respective surface diffusion energy. The latter, in turn, is usually taken as a fraction of the sublimation enthalpy (typically, their ratio varies from 0.3 to 0.8, see, e.g., Hasegawa et al. 1992; Ruffle & Herbst 2000), here we chose the value of 0.5 in agreement with the best-fit model by Vasyunin & Herbst (2013a). As such, the diffusion energy is $\simeq 1150$ K for CO molecules, so CO as well as other abundant reactive species (with higher diffusion energies) that are produced during ice photoprocessing and entrapment of accreting material can effectively accumulate in the bulk of ice. Thus, we shall consider the CO diffusion energy as the relevant activation energy for the Arrhenius factor in Eq. (1), i.e., $E_a/k_B = 1150$ K.

In Fig. 5, the fractional abundances φ of the most abundant reactive species in the ice are plotted versus time. CO is mainly accreted from the gas phase. Some of it undergoes hydrogenation and ultimately converts to methanol and other saturated species, but significant fraction of CO molecules get buried in the icy mantle in a pristine form. The next most abundant species is OH, which is mainly produced via dissociation of water by photons and CR protons (according to Andersson & van Dishoeck (2008), only a fraction of the dissociation products recombine back to H $_2$ O). Note that the abundance of OH in our model is about two orders of magnitude lower than in other models of multilayer

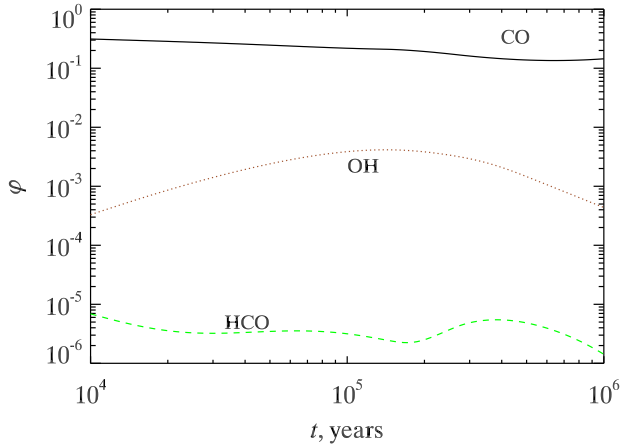


FIG. 5.— Evolution of the fractional abundances of the major reactive species (with respect to the total number of molecules in the ice). Results are from the numerical modeling with the modified MONACO code.

ice (e.g., Taquet et al. 2012). Presumably, this is due to the fact that we take into account efficient recombination of OH with free H atoms that are generated in the bulk of ice and perform a random walk before reaching the ice surface. Finally, a certain fraction of HCO is produced in the bulk, mainly in dissociation of methanol by cosmic ray protons. We see that the abundances of CO and OH reach the values of $\varphi_{\text{CO}} \sim 10^{-1}$ and $\varphi_{\text{OH}} \sim 3 \times 10^{-3}$ at later stages of the contraction. We employ these characteristic values for the estimates below.

3.2. Explosion due to spot heating

In Sec. 2 we pointed out that the presented theory can be used as long as the physical size of the ignition spot does not exceed $\sim r_*$. By substituting typical parameters (listed above, with $\rho c = 0.3 \text{ J cm}^{-3} \text{ K}^{-1}$) in Eq. (3) for $D = 2$, we obtain $r_* \sim 3 \times 10^{-6} \text{ cm}$ for the heating by iron CR. This value is substantially larger than the diameter of the cylindrical volume where CR deposit their energy ($\lesssim 100 \text{ \AA}$, Léger et al. 1985) and, at the same time, is smaller than the size of large grains dominating the interstellar dust mass ($\sim 10^{-5} \text{ cm}$). Furthermore, the cylindrical explosion develops during the time of the order of $3t_* \sim 3 \times 10^{-9} \text{ s}$, which is much longer than the time during which the deposited CR energy is thermalized ($\lesssim 10^{-11} \text{ s}$, Léger et al. 1985). Thus, the theory is indeed applicable to study the reaction of large grains on impulsive heating by heavy CR species (assuming dust properties that are typically used in astrochemical modeling, see Sec. 3.1).

Let us estimate the magnitude of λ for individual collisions with iron CR. First, we assume a constant c (and κ) for icy mantles. By substituting in Eq. (6) $q_2 \sim 10^{-8} \text{ J cm}^{-1}$ and $\rho c = 0.3 \text{ J cm}^{-3} \text{ K}^{-1}$, and setting $E_r = 3 \text{ eV}$ and $\varphi_{\text{CO}}\varphi_{\text{OH}} = 3 \times 10^{-4}$ for the reaction between CO and OH, we obtain $\lambda \sim 30$, which exceeds $\lambda_{\text{cr}} \simeq 10$ for $D = 2$. Hence, iron ions with the energy corresponding to the maximum of the stopping power are able to trigger the explosion,² whereas CR protons with $q_2 \sim 10^{-10} \text{ J cm}^{-1}$ remain under-critical, since $\lambda \propto q_2$.

² The explosion threshold could also be evaluated by directly comparing the rates of chemical reaction and thermal diffusion in Eq. (1). However, as shown in Appendix A, this comparison should

Remarkably, when the temperature dependence of the specific heat is taken into account, the resulting ratio $\lambda/\lambda_{\text{cr}}$ becomes even larger, i.e., the explosion condition is relaxed in comparison with the constant- c case: For $c(T) \propto T^\alpha$, we employ the results of Appendix C and calculate the enthalpy scale H_E with $\rho c(E) \sim 3 \text{ J cm}^{-3} \text{ K}^{-1}$ and $1 \leq \alpha \leq 2$; using the dependence $\lambda_{\text{cr}}(\alpha)$ plotted in Fig. 3, and substituting H_E in Eq. (C1) we obtain $\lambda/\lambda_{\text{cr}}$ in the range between ~ 3 and ~ 30 for iron CR. Thus, even if some numbers used above for estimating λ would be somewhat less favorable (e.g., if $\varphi_{\text{A}}\varphi_{\text{B}} \sim 3 \times 10^{-5}$), iron CR should still lead to the explosion.

The flame front, generated in the mantle by the explosion, propagates with the speed U given by Eqs. (B1) or (C2). From this we obtain $U \sim 10^4 \text{ cm s}^{-1}$, which is more than an order of magnitude lower than the typical sound speed in ice (see, e.g., Vogt et al. 2008). The crossing time in a grain of the radius a is $\sim a/U \sim 10^{-9} \text{ s}$ for $a \sim 10^{-5} \text{ cm}$, so one would expect a practically instant evaporation of the whole mantle. Yet one should keep in mind that the flame front exerts enormous stress – the thermal pressure $\sim NT$ substantially exceeds GPa-level, while the tensile strength of ice is less than one MPa (e.g., Petrovic 2003). This may lead to mechanical disruption of the mantle before it is completely evaporated.

One can estimate the rate of mantle disruption due to the thermal explosions, $1/t_{\text{dis}}$, which is determined by the local energy spectrum of iron CR. We assume a constant abundance of iron ions of $\phi_{\text{Fe}} \sim 10^{-4}$ (relative to protons, see, e.g., Léger et al. 1985; Shen et al. 2004) and employ the local proton spectrum $J_{\text{H}}(\varepsilon)$ from Padovani et al. (2009), where ε is the energy per nucleon. The disruption rate is equal to the product of the grain cross section and the CR flux contributing to the explosion. The minimum value of the latter can be roughly estimated as³ $\sim 4\pi\phi_{\text{Fe}}\varepsilon_{\text{Fe}}^{\text{max}}J_{\text{H}}(\varepsilon_{\text{Fe}}^{\text{max}})$, where $\varepsilon_{\text{Fe}}^{\text{max}} \sim 1 \text{ MeV/nucleon}$ corresponds to the maximum of stopping power for iron ions (Ziegler 1980). Even for dense clouds (with the column density of molecular hydrogen of $\sim 3 \times 10^{22} \text{ cm}^{-3}$, where the spectrum is strongly attenuated, Padovani et al. 2009), we obtain that the disruption rate for large grains ($a \sim 10^{-5} \text{ cm}$) is not lower than

$$1/t_{\text{dis}} \sim (2\pi a)^2 \phi_{\text{Fe}} \varepsilon_{\text{Fe}}^{\text{max}} J_{\text{H}}(\varepsilon_{\text{Fe}}^{\text{max}}) \sim 10^{-6} \text{ yr}^{-1}.$$

Furthermore, supposing the entire mantle evaporated upon disruption, we can also estimate the minimum desorption rate of molecules into the gas phase. For a mantle with thickness Δa , the desorption rate of species A is $\sim 4\pi a^2 \Delta a N \varphi_{\text{A}} / t_{\text{dis}} \propto a^5$ (assuming $\Delta a \propto a$). We see that the explosive desorption is heavily dominated by large grains, with the desorption rate of the order of $3 \times 10^{-7} \text{ molecules grain}^{-1} \text{ s}^{-1}$ for CO molecules. This value is comparable to the desorption rates due to

be performed at the “optimum moment” (short before the bifurcation in Fig. 1). Presumably, this latter point was not taken into account by Léger et al. (1985), who concluded that the thermal explosion due to spot heating is unlikely.

³ To obtain the CR flux contributing to the explosion, one should integrate $J_{\text{H}}(\varepsilon)$ over the range of energies (around $\varepsilon_{\text{Fe}}^{\text{max}}$) where $q_2(\varepsilon)$ exceeds the critical value, i.e., where $\lambda(q_2) \gtrsim 10$. Given the uncertainties in the local spectrum in this range (Padovani et al. 2009), only the lower bound of the flux can be reasonably estimated.

a combination of other mechanisms (Shen et al. 2004; Herbst & Cuppen 2006), such as explosion due to whole-grain heating (see next section for its critical discussion), and evaporation due to whole-grain and spot heating. We note that the calculations of the desorption rate reported earlier (Léger et al. 1985; Hartquist & Williams 1990; Hasegawa & Herbst 1993; Shen et al. 2004; Bringa & Johnson 2004; Herbst & Cuppen 2006) do not take into account attenuation of the local CR spectrum, which is included in our analysis.

It is noteworthy that we can practically exclude other sorts of energetic particles (e.g., X rays or UV photons) as possible causes of explosion due to spot heating. To demonstrate this, let us consider X rays as the most energetic species among such particles: The maximum energy which can be deposited in a grain by an X-ray photon is limited by the condition that the stopping range of electrons produced by the photon is smaller than the grain size; for $a \sim 10^{-5}$ cm we get the upper energy limit of the order of a few keV (see, e.g., Léger et al. 1985). Since energetic electrons lose most of the energy at the end of their paths, the spherically-symmetric solution is more appropriate to describe the problem in this case. For $D = 3$ (and otherwise the same parameters as above), from Eq. (6) we obtain that the minimum ignition energy to satisfy the condition $\lambda > \lambda_{\text{cr}} \simeq 22$ is $q_3 \sim 10^5$ eV, which exceeds the maximum deposited energy by about two orders of magnitude.

Finally, the presented theory allows us to impose important constraints on the fractional abundance of reactive species in icy mantles, and thus to discriminate between different astrochemical models. In particular, one can estimate the *upper limit* of the abundance of radicals which can be stored in a mantle: For example, some models predict that at later stages of the cloud evolution, the product of the relative abundances of such radicals may be as high as $\varphi_A \varphi_B \sim 3 \times 10^{-3}$ (or even higher, see, e.g., Schutte & Greenberg 1991; Shalabiea & Greenberg 1994; Taquet et al. 2012; Chang & Herbst 2014). Since $\lambda \propto q_2 \varphi_A \varphi_B$, its value for iron CR would then be about two orders of magnitude larger than λ_{cr} , so the obtained abundances could already be marginally sufficient to satisfy the explosion condition for CR protons. However, the latter are $\sim 10^4$ more abundant than iron CR, so the very possibility of mantle explosion due to impacts of CR protons would imply unrealistically high disruption rates, of $\sim 10^{-3}$ yr $^{-1}$ or even larger (these exceed the freeze-out rates at typical molecular cloud densities, i.e., icy mantles simply would not have time to grow). Hence, such high abundances of radicals can be ruled out based on the explosion theory.

3.3. On the whole-grain heating

If the stopping power of an energetic particle colliding with a grain is too low (under-critical), the deposited energy is rapidly redistributed over the whole grain. Even though the overall temperature increase in this case could be only a few tens of degrees, this leads to an exponential amplification of chemical heating in the entire reactive volume of the grain, with important consequences for surface chemistry and the chemical composition of icy mantles. The thermal stability in this regime is determined by the global balance between the volume heating and the surface cooling due

to thermal radiation and sublimation (Léger et al. 1985; Schutte & Greenberg 1991; Cuppen et al. 2006). Therefore, it has been usually argued that there is a critical temperature of the whole-grain heating, above which the explosion must be triggered (d'Hendecourt et al. 1982; Léger et al. 1985; Schutte & Greenberg 1991; Shalabiea & Greenberg 1994; Shen et al. 2004). As we pointed out in the introduction, other mechanisms of the whole-grain heating, e.g., due to inelastic grain-grain collisions, have also been suggested as a possible cause of the explosion.

Let us consider the global thermal balance for a reactive spherical grain. The steady-state temperature distribution inside the grain is almost homogeneous, so the heating power P_{heat} is approximately the product of $Q_r e^{-E_a/k_B T}$ and the reactive (mantle) volume $4\pi a^2 \Delta a$. The surface cooling at temperatures above $\simeq 25$ K is dominated by sublimation (Léger et al. 1985; Schutte & Greenberg 1991). The resulting cooling power P_{cool} is the product of the area $4\pi a^2$ and the cooling rate $\Delta H_{\text{sub}} (2\pi m k_B T)^{-1/2} p_0 e^{-\Delta H_{\text{sub}}/k_B T}$, where ΔH_{sub} and m are the sublimation enthalpy and the mass of evaporating molecules, respectively, and p_0 is the pre-factor for the saturated vapor pressure (Léger 1983; Léger et al. 1985). By substituting the heat rate $Q_r = E_r \varphi_A \varphi_B N \nu$ for reactive species A and B, we obtain the heating-to-cooling power ratio,

$$\frac{P_{\text{heat}}}{P_{\text{cool}}} \sim \varphi_A \varphi_B \frac{E_r N \Delta a \nu \sqrt{2\pi m k_B T}}{\Delta H_{\text{sub}} p_0} e^{(\Delta H_{\text{sub}} - E_a)/k_B T},$$

which must exceed unity for the temperature to increase with time. For estimates we set $T = 30$ K which ensures that, irrespective of poorly known emission efficiency of grains, the radiative cooling is negligible (Léger et al. 1985; Schutte & Greenberg 1991; Shen et al. 2004). By adopting $E_a/k_B \simeq \Delta H_{\text{sub}}/k_B \simeq 1150$ K for CO molecules, $\Delta a = 2 \times 10^{-6}$ cm for the mantle thickness, and $p_0 \simeq 10^{12}$ dyne cm $^{-2}$ for the saturated CO-vapor pressure (Léger et al. 1985), we get $P_{\text{heat}}/P_{\text{cool}} \sim 10^{-4}$ (for the reaction between CO and OH).

We see that the global grain cooling is much more efficient than the heating. The temperature could only increase with time if the sublimation enthalpy ΔH_{sub} would be substantially larger than the activation energy E_a , say by several hundreds of K. However, as was pointed out in Sec. 3.1, these two values are estimated to be about the same,⁴ and therefore it is rather unlikely that the whole-grain heating could trigger the thermal explosion.

Under-critical energetic particles colliding with a grain may nevertheless stimulate reactions between radicals stored in the mantle (e.g., Reboussin et al. 2014). To estimate this effect (assuming the whole-grain heating), we compare the characteristic time scales of the sublimation cooling and the chemical reactions. The time to burn the characteristic fraction $\bar{\varphi} = \sqrt{\varphi_A \varphi_B}$ of the major reactive species at a given temperature is $t_{\text{chem}} \sim (\bar{\varphi} \nu)^{-1} e^{E_a/k_B T}$,

⁴ Recent studies (Ghesquière et al. 2015) suggest that the diffusion energy of CO molecules in the bulk ice (which determines the magnitude of E_a) might significantly *exceed* the value of ΔH_{sub} . If so, the ratio $P_{\text{heat}}/P_{\text{cool}}$ would be even smaller than estimated above.

while the cooling time is $t_{\text{cool}} \sim E_{\text{dep}}/P_{\text{cool}}$, where E_{dep} is the total energy deposited in a grain. By substituting $E_{\text{dep}} \simeq 2q_2a < 10^4$ eV for CR protons and using otherwise the same parameters as above (and also taking into account the crossover to the radiative cooling at lower temperatures), we obtain $t_{\text{cool}}/t_{\text{chem}} < 3 \times 10^{-5}$.

We conclude that the chemical reactions stimulated by the whole-grain heating, due to collisions with under-critical particles, are many orders of magnitude slower than the cooling. Even though the collisions with (under-critical) CR protons are $\sim \phi_{\text{Fe}}^{-1} \sim 10^4$ more frequent than with (over-critical) iron ions, such reactions are not expected to noticeably affect the chemical composition of the ice mantle at a timescale of the explosive disruption (although the abundances of trace species, such as complex organic molecules, may be changed, e.g., Reboussin et al. 2014). It must be stressed, however, that the above estimates completely neglect effects of the local thermal spikes generated in the mantle by CR protons, at a timescale of thermal diffusion. The question of whether the integral effect of the heterogeneous chemistry stimulated by such heating is more profound than that due to whole-grain heating requires a separate careful study.

4. CONCLUSIONS

The main result of this article is that we have identified the regime of *localized* spot heating of a reactive medium, and developed a rigorous theory describing the thermal evolution in this case. The problem is characterized by a single dimensionless number λ which depends on the deposited energy and properties of the medium. The theory allows us to determine the universal explosion threshold and accurately describe impulsive heating of icy mantles by energetic particles.

A collision with an over-critical energetic particle (when λ exceeds the threshold) leads to the thermal explosion which, in turn, generates the flame front propagating in the mantle and leading to its disruption. We showed that heavy CR species, such as iron ions, are able to trigger the explosion, while the stopping power of the most abundant CR protons is insufficient for that (since the stopping power is roughly proportional to the squared atomic number of CR ions). Also, we practically

ruled out other energetic species, e.g., X rays, as possible causes of explosion due to impulsive heating.

It is important to stress that the question of how exactly the disruption occurs – whether the mantle is completely evaporated due to thermal explosion, or a part of it is ejected off the grain in a form of tiny ice pieces – remains unclear. Thus, the possibility of partial mechanical disruption of the mantle leads to a conclusion that interstellar medium may contain solid nanoparticles of predominantly water ice.

Interestingly, the existence of a well-defined explosion threshold allows us to estimate also the upper limit of the abundance of radicals that may be stored in the mantle: For the assumed dust and CR properties, the product of the fractional abundances of two major radicals cannot exceed the value of $\sim 3 \times 10^{-3}$, to avoid unrealistically large desorption rates. Thus, the presented theory enables us to put constraints on astrochemical models.

When λ is below the threshold, the deposited heat is quickly redistributed over the entire grain volume, i.e., the whole-grain heating scenario is realized. The rates of reactions between radicals frozen in the mantle exponentially depend on the temperature, so even a slight temperature increase can dramatically accelerate the release of chemical energy in the reactive volume – for this reason, the whole-grain heating has been considered so far as the prime possible cause of thermal explosion. However, we have demonstrated that the explosion is unlikely in this case, since the cooling from the grain surface (due to sublimation of volatile species) turns out to be very efficient.

The *non-explosive* chemical processes, induced in the mantle by under-critical impulsive heating, represent another very important phenomenon which needs to be further investigated. We considered the whole-grain heating due to CR protons, and demonstrated that in this case the abundance of the major reactive species is not expected to noticeably change at a timescale of the explosive disruption (caused by heavy CR species). However, chemical reactions depend on the *local* temperature and therefore evolve much faster during short transient heating events, within small volumes where under-critical particles deposit their energy. Careful analysis of such heterogeneous chemistry (as opposed to the chemistry due to whole-grain heating), and the evaluation of its integral effect will be reported in a future paper.

APPENDIX

APPENDIX A RELATION BETWEEN UNSTEADY AND STEADY PROBLEMS

Consider a reactive medium which has a characteristic size r_0 and temperature T_0 at the boundary, and assume that there is a thermal equilibrium. The stability of such steady state is determined by the Frank-Kamenetskii number (Frank-Kamenetskii 1969; Landau & Lifshitz 1987),

$$\lambda_{\text{FK}} = \frac{Q_{\text{r}} E_{\text{a}} r_0^2 e^{-E_{\text{a}}/k_{\text{B}} T_0}}{\kappa k_{\text{B}} T_0^2}, \quad (\text{A1})$$

which is the ratio of the time scales of thermal diffusion to chemical reaction: When λ_{FK} exceeds a certain threshold, the diffusive loss cannot compensate for temperature increase due to ongoing reaction and the steady state becomes unstable, i.e., the thermal explosion is triggered. The thresholds for $D = 1, 2$, and 3 are $\lambda_{\text{FK,cr}} = 0.88, 2$, and 3.32 , respectively (Frank-Kamenetskii 1969).

For the unsteady problem studied in this paper, the number λ plays a role of λ_{FK} . To understand their relation, let us calculate the “momentary” value of λ_{FK} for the unsteady process: The relevant scale for T_0 would be the temperature $T(0, t)$ at the center of the ignition spot, while for r_0^2 one should substitute the squared diffusion length

$(q_D/\rho c T_0)^{2/D}$. Then, by employing Eq. (6) we get

$$\lambda_{\text{FK}}/\lambda \sim e^{-1/\theta_0} \theta_0^{-2(1+1/D)},$$

where $\theta_0(t) = k_{\text{B}}T(0, t)/E_{\text{a}}$. We see that $\lambda_{\text{FK}}/\lambda$ is the sole function of θ_0 and, thus, of t . It attains maximum at $\theta_0 = 2(1+1/D)$, where $\lambda_{\text{FK}}/\lambda \sim 1$, which identifies the ‘‘optimum moment’’ to trigger the explosion (provided $\lambda > \lambda_{\text{cr}}$). Physically, the optimum comes out because the size of the reactive zone is too small in the beginning (i.e., the time scale of thermal diffusion is short), while at later times the reaction becomes exponentially slow.

The derived relation allows us to obtain the dependence of λ_{cr} on the size of the ignition spot w . Using the relation $\theta_0 w^D \sim 1$ (where w is in units of r_*), we get the scaling $\lambda_{\text{cr}}(w) \sim \exp(w^D) w^{-2(1+D)}$, which provides excellent fit to the curves in Fig. 2 at $w \geq 2$.

Thus, unlike the case of localized ignition spot, the unsteady problem for $w \gtrsim 1$ is no longer characterized by a single dimensionless number. A similar problem of thermal explosion of large ‘‘hot spots’’ has been studied numerically in the 1960’s by Merzhanov et al. (1963) and Merzhanov (1966) who showed that, for a given initial size r_0 and temperature T_0 of the spot, the explosion threshold $\lambda_{\text{FK,cr}}$ has a logarithmic dependence on T_0 .

APPENDIX B FLAME FRONT

The explosion generates the flame front propagating away from the ignition spot. At sufficiently large times, when the front coordinate ξ is much larger than the front thickness, the last term on the rhs of Eq. (4) becomes asymptotically negligible (i.e., the front curvature is no longer important). Then, by separating the reactive ($\theta > \theta_{\text{tr}}$) and inert ($\theta < \theta_{\text{tr}}$) zones of the front (Frank-Kamenetskii 1969; Landau & Lifshitz 1987), we can approximately describe the temperature profile by the following equation:

$$\begin{aligned} \theta > \theta_{\text{tr}} : \quad \frac{\partial \theta}{\partial \tau} &= \lambda + \frac{\partial^2 \theta}{\partial \xi^2}, \\ \theta < \theta_{\text{tr}} : \quad \frac{\partial \theta}{\partial \tau} &= \frac{\partial^2 \theta}{\partial \xi^2}, \end{aligned}$$

where $\theta_{\text{tr}} \sim 1$ is the fitting parameter [to be determined from numerical solution of Eqs. (4) and (5)]. We search the solution in the form $\theta(\xi, \tau) = \theta(s)$ with $s = \xi - u\tau$, which yields $\theta(s) = A_1 e^{-us} - (\lambda/u)s + A_2$ for $\theta > \theta_{\text{tr}}$ and $\theta(s) = A_3 e^{-us}$ for $\theta < \theta_{\text{tr}}$. By setting $\theta(0) = \theta_{\text{tr}}$ and taking into account that in the reactive zone $\theta(s)$ cannot grow faster than linearly, we obtain $A_1 = 0$; constants A_2 and A_3 are determined from continuity of θ and $\partial\theta/\partial\xi$ at $s = 0$. We get $u = \sqrt{\lambda/\theta_{\text{tr}}}$ and

$$\begin{aligned} s < 0 : \quad \theta(s) &= -\sqrt{\lambda\theta_{\text{tr}}} s + \theta_{\text{tr}}, \\ s > 0 : \quad \theta(s) &= \theta_{\text{tr}} \exp\left(-\sqrt{\lambda/\theta_{\text{tr}}} s\right), \end{aligned}$$

the numerical fit yields $\theta_{\text{tr}} \simeq 1.3$. In physical units, the front speed,

$$U = \sqrt{\frac{Q_{\text{r}}\kappa}{\theta_{\text{tr}}(\rho c)^2 E_{\text{a}}}}, \quad (\text{B1})$$

is determined by the reactive and transport properties of the medium.

APPENDIX C THERMAL EXPLOSION WHEN C OR χ ARE FUNCTIONS OF T

Let us consider the case when the specific heat is a function of temperature, $c(T)$, while the thermal diffusivity $\chi = \kappa/\rho c$ is first assumed to be constant. It is convenient (Landau & Lifshitz 1987) to introduce the enthalpy $H = \rho \int c dT \equiv F(T)$, noting that $F(T)$ is a single-valued (monotonously increasing) function. Then Eqs. (1) and (2) can be rewritten in the following identical form for H :

$$\begin{aligned} \frac{\partial H}{\partial t} &= Q_{\text{r}} e^{-E_{\text{a}}/k_{\text{B}}T} + \chi \left(\frac{\partial^2 H}{\partial r^2} + \frac{D-1}{r} \frac{\partial H}{\partial r} \right), \\ H(r, 0) &= q_D \delta_D(r), \end{aligned}$$

where $T = F^{-1}(H)$ is the inverse function. We introduce the enthalpy scale, $H_E = F(E_{\text{a}})$, and conclude that the problem can be reduced to the dimensionless form of Eqs. (4) and (5), where (apart from the Arrhenius term) H/H_E should be substituted for θ ; in the Arrhenius term, θ should be replaced with $F^{-1}(H/H_E)$, and

$$\lambda = \frac{Q_{\text{r}}}{\chi H_E} \left(\frac{q_D}{H_E} \right)^{2/D}. \quad (\text{C1})$$

Correspondingly, the speed of the flame front is given by

$$U = \sqrt{\frac{Q_r \chi}{\theta_{tr} H_E}}. \quad (\text{C2})$$

For example, for $c \propto T^\alpha$ with the exponent $\alpha \geq 0$, we get $H/H_E = \theta^{1+\alpha}$, where $H_E = \rho c(E_a)E_a/(1 + \alpha)$; for a constant specific heat ($\alpha = 0$) Eqs. (C1) and (C2) are reduced to Eqs. (6) and (B1), respectively. Figure 3 shows that the explosion threshold decreases dramatically with α .

Also, we analyzed the effect of the temperature-dependent thermal diffusivity χ . In this case the diffusion term in the heat equation becomes nonlinear. From the numerical solution with $\chi \propto T^\beta$ we obtained the dependencies $\lambda_{cr}(-\beta)$ that are qualitatively similar to $\lambda_{cr}(\alpha)$ shown in Fig. 3 (i.e., λ_{cr} monotonically increases with β). However, the relative variation of λ_{cr} with β turns out to be several times smaller than with α , i.e., the effect of $\chi(T)$ on the explosion threshold is substantially weaker than that of $c(T)$.

REFERENCES

- Andersson, O. & Suga, H. 2002, *Phys. Rev. B*, 65, 140201
- Andersson, S. & van Dishoeck, E. F. 2008, *A&A*, 491, 907
- Bacmann, A., Taquet, V., Faure, A., Kahane, C., & Ceccarelli, C. 2012, *A&A*, 541, L12
- Bizzocchi, L., Caselli, P., Spezzano, S., & Leonardo, E. 2014, *A&A*, 569, A27
- Bringa, E. M. & Johnson, R. E. 2004, *ApJ*, 603, 159
- Brünken, S., Sipilä, O., Chambers, E. T., Harju, J., Caselli, P., Asvany, O., Honingh, C. E., Kamiński, T., Menten, K. M., Stutzki, J., & Schlemmer, S. 2014, *Nature*, 516, 219
- Caselli, P., Benson, P. J., Myers, P. C., & Tafalla, M. 2002, *ApJ*, 572, 238
- Caselli, P. & Ceccarelli, C. 2012, *A&A Rev.*, 20, 56
- Caselli, P., Keto, E., Bergin, E. A., Tafalla, M., Aikawa, Y., Douglas, T., Pagani, L., Yıldız, U. A., van der Tak, F. F. S., Walmsley, C. M., Codella, C., Nisini, B., Kristensen, L. E., & van Dishoeck, E. F. 2012, *ApJ*, 759, L37
- Cecchi-Pestellini, C., Duley, W. W., & Williams, D. A. 2012, *ApJ*, 755, 119
- Cernicharo, J., Marcelino, N., Roueff, E., Gerin, M., Jiménez-Escobar, A., & Muñoz Caro, G. M. 2012, *ApJ*, 759, L43
- Chang, Q. & Herbst, E. 2014, *ApJ*, 787, 135
- Cruz-Díaz, G. A., Muñoz Caro, G. M., Chen, Y.-J., & Yih, T.-S. 2014, *A&A*, 562, A119
- Cuppen, H. M., Morata, O., & Herbst, E. 2006, *MNRAS*, 367, 1757
- d'Hendecourt, L. B., Allamandola, L. J., Baas, F., & Greenberg, J. M. 1982, *A&A*, 109, L12
- Duley, W. W. & Williams, D. A. 1993, *MNRAS*, 260, 37
- Frank-Kamenetskii, D. A. 1969, *Diffusion and Heat Transfer in Chemical Kinetics* (Plenum Press, New York)
- Garrod, R. T. 2013a, *ApJ*, 765, 60
- 2013b, *ApJ*, 778, 158
- Garrod, R. T., Wakelam, V., & Herbst, E. 2007, *A&A*, 467, 1103
- Ghesquière, P., Mineeva, T., Talbi, D., Theulé, P., Noble, J. A., & Chiavassa, T. 2015, *Phys. Chem. Chem. Phys.*, submitted
- Gibb, E. L., Whittet, D. C. B., Boogert, A. C. A., & Tielens, A. G. G. M. 2004, *ApJS*, 151, 35
- Hartquist, T. W. & Williams, D. A. 1990, *MNRAS*, 247, 343
- Hasegawa, T. I. & Herbst, E. 1993, *MNRAS*, 261, 83
- Hasegawa, T. I., Herbst, E., & Leung, C. M. 1992, *ApJS*, 82, 167
- Herbst, E. & Cuppen, H. M. 2006, *Proceedings of the National Academy of Science*, 103, 12257
- Landau, L. D. & Lifshitz, E. M. 1987, *Fluid Mechanics* (Pergamon, Oxford)
- Léger, A. 1983, *A&A*, 123, 271
- Léger, A., Jura, M., & Omont, A. 1985, *A&A*, 144, 147
- Merzhanov, A. G. 1966, *Combustion and Flame*, 10, 341
- Merzhanov, A. G., Barzykin, V. V., & Gontkovskaya, V. T. 1963, *Doklady Akademii Nauk SSSR*, 148, 380
- Myers, P. C., Fuller, G. A., Mathieu, R. D., Beichman, C. A., Benson, P. J., Schild, R. E., & Emerson, J. P. 1987, *ApJ*, 319, 340
- Öberg, K. I., Bottinelli, S., Jørgensen, J. K., & van Dishoeck, E. F. 2010, *ApJ*, 716, 825
- Padovani, M., Galli, D., & Glassgold, A. E. 2009, *A&A*, 501, 619
- Petrovic, J. J. 2003, *Journal of Materials Science*, 38, 1
- Rawlings, J. M. C., Williams, D. A., Viti, S., Cecchi-Pestellini, C., & Duley, W. W. 2013, *MNRAS*, 430, 264
- Reboussin, L., Wakelam, V., Guilloteau, S., & Hersant, F. 2014, *MNRAS*, 440, 3557
- Roberts, J. F., Rawlings, J. M. C., Viti, S., & Williams, D. A. 2007, *MNRAS*, 382, 733
- Ruffle, D. P. & Herbst, E. 2000, *MNRAS*, 319, 837
- Schutte, W. A. & Greenberg, J. M. 1991, *A&A*, 244, 190
- Shalabiea, O. M. & Greenberg, J. M. 1994, *A&A*, 290, 266
- Shen, C. J., Greenberg, J. M., Schutte, W. A., & van Dishoeck, E. F. 2004, *A&A*, 415, 203
- Tafalla, M., Myers, P. C., Caselli, P., & Walmsley, C. M. 2004, *A&A*, 416, 191
- Tafalla, M., Myers, P. C., Caselli, P., Walmsley, C. M., & Comito, C. 2002, *ApJ*, 569, 815
- Taquet, V., Ceccarelli, C., & Kahane, C. 2012, *A&A*, 538, A42
- Vasyunin, A. I. & Herbst, E. 2013a, *ApJ*, 762, 86
- 2013b, *ApJ*, 769, 34
- Vogt, C., Laihem, K., & Wiebusch, C. 2008, *Acoustical Society of America Journal*, 124, 3613
- Zeller, R. C. & Pohl, R. O. 1971, *Phys. Rev. B*, 4, 2029
- Ziegler, J. F. 1980, *Stopping Cross-Sections for Energetic Ions in All Elements*, Vol. 5 (Pergamon Press, New York)