

Feedback Refinement Relations for the Synthesis of Symbolic Controllers

Gunther Reissig, Alexander Weber, and Matthias Rungger

Abstract

We present an abstraction and refinement methodology for the automated controller synthesis to enforce general predefined specifications. The designed controllers require quantized (or symbolic) state information only and can be interfaced with the system via a static quantizer. Both features are particularly important with regard to any practical implementation of the designed controllers and, as we prove, are characterized by the existence of a feedback refinement relation between plant and abstraction. Feedback refinement relations are a novel concept of system relations introduced in this paper. Our work builds on a general notion of system with set-valued dynamics and possibly non-deterministic quantizers to permit the synthesis of controllers that robustly, and provably, enforce the specification in the presence of various types of uncertainties and disturbances. We identify a class of abstractions that is canonical in a well-defined sense, and provide a method to efficiently compute canonical abstractions of perturbed nonlinear sampled systems. We demonstrate the practicality of our approach on two examples – a path planning problem for a mobile robot and an aircraft landing maneuver.

Index Terms

Discrete abstraction, symbolic model, nonlinear system, symbolic control, automated synthesis, robust synthesis ; MSC: Primary, 93B51; Secondary, 93B52, 93C10, 93C30, 93C55, 93C57, 93C65

I. INTRODUCTION

A common approach to engineer reliable, robust, high-integrity hardware and software systems that are deployable in safety-critical environments, is the application of formal verification techniques to ensure the correct, error-free implementation of some given formal specifications. Typically, the verification phase is executed as a distinct step after the design phase, e.g. [1]. In case that the system fails to satisfy the specification, it is the engineer's burden to identify the fault, adjust the system accordingly and return to the verification phase. A more appealing approach, especially in the context of intricate, complex dynamical systems such as cyber-physical systems, is to merge the design and verification phase and utilize automated correct-by-construction formal synthesis procedures, e.g. [2]. In our treatment of controller design problems we follow the latter approach. That is, given a mathematical system description and a formal specification which expresses the desired system behavior, we seek to synthesize a controller that provably enforces the specification on the system. Subsequently, we often refer to the system that is to be controlled as the *plant*.

For finite systems, which are described by transition systems with finite state, input and output alphabets, there exist a number of automata-theoretic schemes, known under the label of *reactive synthesis*, to algorithmically synthesize controllers that enforce complex specifications, possibly formulated in some temporal logic, see e.g. [3]–[7].

Those methods have been extended to infinite systems like cyber-physical systems within an abstraction and refinement framework which roughly proceeds in three steps, e.g. [2], [8]–[10]. In

G. Reissig and A. Weber are with the University of the Federal Armed Forces Munich, Dept. Aerospace Eng., Chair of Control Eng. (LRT-15), D-85577 Neubiberg (Munich), Germany, <http://www.reissig.de/gunther/>

M. Rungger is with the Hybrid Control Systems Group at the Department of Electrical, Electronic and Computer Engineering at the Technische Universität München, 80333 Munich, Germany.

This work has been supported by the German Research Foundation (DFG) under grant no. RE 1249/3-2.

the first step, the concrete infinite system (together with the specification) is lifted to an abstract domain where it is substituted by a finite system, which is often referred to as *abstraction* or *symbolic model*. In the second step, an auxiliary problem on the abstract domain (“abstract problem”) is solved using one of the previously mentioned methods for finite systems. In the third step, the controller that has been synthesized for the abstraction is refined to the concrete system.

The correctness of this controller design concept is usually ensured by relating the concrete system with its abstraction in terms of a system relation. One of the most common approach is based on *alternating simulation relations* and approximate variants thereof [2]. In this work, we address two shortcomings of the abstraction and refinement process based on (approximate) alternating simulation relations and related concepts. The first shortcoming, which we refer to as the *state information issue*, results from the fact that the refined controller requires the exact state information of the concrete system. However, usually, the exact state is not known and only quantized (or symbolic) state information is available, which constitutes a major obstacle to the practical implementation of the synthesized controllers. The second issue refers to the huge amount of dynamics added to the abstract controller in the course of its refinement, so that, effectively, the refined controller contains the abstraction as a building block. Given the fact that an abstraction may very well comprise millions of states and billions of transitions [10], [11], an implementation of the refined controller is often too expensive to be practical. We refer to this problem as the *refinement complexity issue*. We explicitly illustrate both issues by two examples in Section IV. See also [12].

In this paper, we propose a novel notion of system relation, termed *feedback refinement relation*, to resolve both issues. If the concrete system is related with the abstraction via a feedback refinement relation, then, as we shall show, the abstract controller can be connected to the plant via a static quantizer only, irrespective of the particular specification we seek to enforce on the plant. See Fig. 1. Moreover, the existence of a feedback refinement relation between plant and abstraction is not only

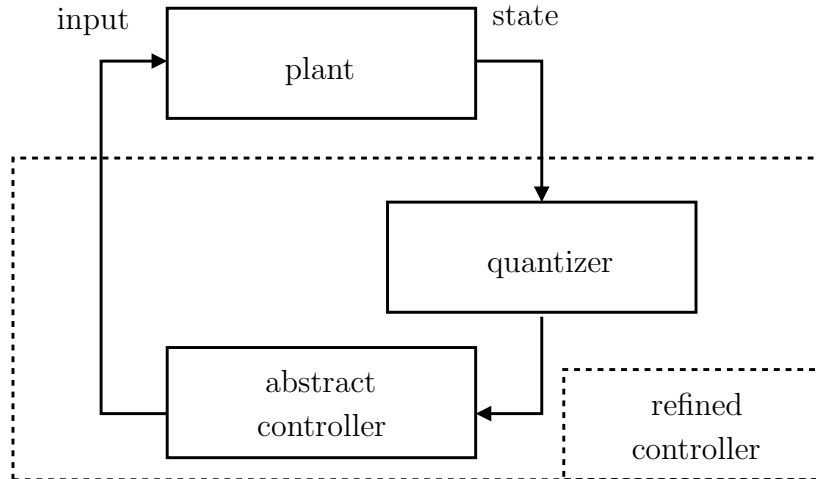


Figure 1. Closed loop resulting from the abstraction and refinement approach based on feedback refinement relations, proposed in this paper.

sufficient to ensure the simple structure of the closed loop in Fig. 1, but in fact also necessary.

Our work builds on a general notion of system with set-valued dynamics and possibly non-deterministic quantizers. This is particularly useful to model various types of disturbances, including plant uncertainties, input disturbances and state measurement errors. We demonstrate how to account for those perturbations in our framework so that the synthesized controllers robustly enforce the specification.

We also present results related to the actual construction of abstractions. First, we show that the set membership relation together with an abstraction whose state alphabet is given as a cover of the concrete state alphabet is canonical. That is, given any abstraction that leads to a solution of a

particular, concrete control problem, we can always find a canonical abstraction that yields a solution as well. Second, we provide a method to efficiently compute canonical abstractions of perturbed nonlinear sampled systems.

Finally, we demonstrate the practicality of our approach on two examples – a path planning problem for a mobile robot and an aircraft landing maneuver.

Related Work. Feedback refinement relations are based on the common principle of “accepting more inputs and generation fewer outputs” that is often encountered in component-based design methodologies, e.g. contract-based design [13] and interface theories [14]. Those theories are usually developed in a purely behavioral setting, see e.g. [13]–[15], and are therefore not immediately applicable in our framework which is based on stateful systems. This class of systems contains a great variety of system descriptions, including common models like transition systems [2], [16] as well as discrete-time control systems [17].

There exist a number of abstraction-based controller synthesis methods, based on stateful systems, that do not suffer from the state information issue nor from the refinement complexity issue [10], [18]–[24]. However, none of those approaches offers necessary and sufficient conditions for the controller refinement procedure to be free of the mentioned issues. In addition, the majority of these works are tailored to certain types of specifications or systems. Specifically, simple safety and reachability problems are considered in [22], [23] and [10], [18], [19], [22], respectively, and GR(1) specifications are considered in [21], while [20], [22], [23] is limited to piecewise affine, incrementally stable, and simple integrator dynamics, respectively. Moreover, plants are assumed to be non-blocking in [10], [18]–[24]. In contrast, our framework covers stateful systems with general, set-valued dynamics, including transitions systems and discrete-time control systems as special cases. We allow systems to be blocking, which is useful e.g. to model sampled control systems with finite escape time or in the context of discrete event systems whenever the occurrence of the next event is not guaranteed. Additionally, any linear time property can serve as a specification.

Besides the limited specifications and systems, often a lack of robustness further restricts the applicability of the methods. For example, [18], [20], [22] do not cover uncertainties in plant dynamics, while in [19]–[22] the quantizer is assumed to be deterministic which mandates the state measurement to be precise, without any error, see Section VI-B.

The synthesis scheme in [24] is, similarly to our work, based on a novel system relation. However, in contrast to the theory in [24], feedback refinement relations do not rely on a metric of the state alphabet, which is crucial in establishing the necessity as well as the canonicity result. Likewise, the authors of [24] consider perturbations, but assume that the effect of these perturbations is given as level sets of a metric.

Additionally to a general controller synthesis framework, we present a method to construct abstractions of perturbed nonlinear control systems. The abstractions are based on a cover of the state alphabet by non-empty compact hyper-intervals and the over-approximation of attainable sets of those hyper-intervals under the system dynamics. While the utilization of attainable sets for the construction of abstractions is a well-known concept [10], [11], [19], [25], [26], none of the aforementioned works accounts for uncertainties or perturbations. Moreover, while our method to over-approximate attainable sets is similar to those in [11], [26] in that it is based on a growth bound, we present several extensions that render the approach more efficient.

To summarize, our contribution is threefold. First, we introduce feedback refinement relations as a novel means to synthesize symbolic controllers. We show that feedback refinement relations are necessary and sufficient for the controller refinement that solves the state information issue and the refinement complexity issue. Our theory applies to a more general class of synthesis problems than previous research that addresses the mentioned issues, and in particular, any linear time property can serve as a specification. Second, our work permits the synthesis of controllers that robustly, and provably, enforce the specification in presence of various uncertainties and disturbances. Third, we identify a class of canonical abstractions and presented a method to compute such abstractions. Our

construction improves known methods in several directions and thereby, as we demonstrate by some numerical examples, facilitates a more efficient computation of abstractions of perturbed nonlinear control systems.

Some of the results we present have been announced in [12].

II. NOTATION

\mathbb{R} , \mathbb{R}_+ , \mathbb{Z} and \mathbb{Z}_+ denote the sets of real numbers, non-negative real numbers, integers and non-negative integers, respectively, and $\mathbb{N} = \mathbb{Z}_+ \setminus \{0\}$. We adopt the convention that $\pm\infty + x = \pm\infty$ for any $x \in \mathbb{R}$. $[a, b]$, $]a, b[$, $[a, b[$, and $]a, b]$ denote closed, open and half-open, respectively, intervals with end points a and b . $[a; b]$, $]a; b[$, $[a; b[$, and $]a; b]$ stand for discrete intervals, e.g. $[a; b] = [a, b] \cap \mathbb{Z}$, $[1; 4[= \{1, 2, 3\}$, and $[0; 0[= \emptyset$.

In \mathbb{R}^n , the relations $<$, \leq , \geq , $>$ are defined component-wise, i.e., $a < b$ iff $a_i < b_i$ for all $i \in [1; n]$.

$f: A \rightrightarrows B$ denotes a *set-valued map* of A into B , whereas $f: A \rightarrow B$ denotes an ordinary map; see [27]. If f is set-valued, then f is *strict* and *single-valued* if $f(a) \neq \emptyset$ and $f(a)$ is a singleton, respectively, for every a . The restriction of f to a subset $M \subseteq A$ is denoted $f|_M$. Throughout the text, we denote the identity map $X \rightarrow X: x \mapsto x$ by id . The domain of definition X will always be clear from the context.

We identify set-valued maps $f: A \rightrightarrows B$ with binary relations on $A \times B$, i.e., $(a, b) \in f$ iff $b \in f(a)$. Moreover, if f is single-valued, it is identified with an ordinary map $f: A \rightarrow B$. The inverse mapping $f^{-1}: B \rightrightarrows A$ is defined by $f^{-1}(b) = \{a \in A \mid b \in f(a)\}$, and $f \circ g$ denotes the composition of f and g , $(f \circ g)(x) = f(g(x))$.

The set of maps $A \rightarrow B$ is denoted B^A , and the set of all signals that take their values in B and are defined on intervals of the form $[0; T[$ is denoted B^∞ , $B^\infty = \bigcup_{T \in \mathbb{Z}_+ \cup \{\infty\}} B^{[0; T[}$.

Given the sets A and $\{a\}$, we identify the set $A \times \{a\}$ with A , whenever a is clear from the context or is not relevant in the current context. Similarly, we identify $f: A \times \{a\} \rightrightarrows B$ with $f(\cdot, a): A \rightrightarrows B$.

III. PLANTS, CONTROLLERS, AND CLOSED LOOPS

A. Systems

We consider dynamical systems of the form

$$\begin{aligned} x(t+1) &\in F(x(t), u(t)) \\ y(t) &\in H(x(t), u(t)). \end{aligned} \tag{1}$$

The motivation to use a set-valued transition function F and a set-valued output function H in our system description, originates from the desire to describe disturbances and other kinds of non-determinism in a unified and concise manner. Moreover, this description is sufficiently expressive to model the plant and the controller. However, in order to define a meaningful *serial composition* or a *closed loop* composed of two of this general type of systems, we need *internal variables* when we define the transition function and output map of the overall system. Consider e.g. the serial composition in Fig. 2. Here, the introduction of the internal variable u_2 (or, equivalently, y_1) ensures that the constraint $u_2 = y_1$ is enforced simultaneously in $F_2(x_2, y_1)$ and $H_2(x_2, y_1)$ even if H_1 is multi-valued. As a result we consider a slightly more general system description given by

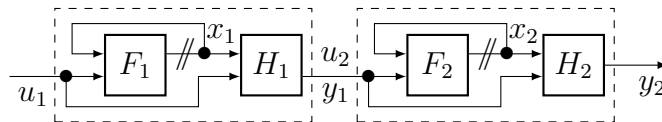


Figure 2. Serial composition of two dynamical systems of the form (1). The symbol $//$ denotes a delay.

$$x(t+1) \in F(x(t), v(t)), \quad (2a)$$

$$(y(t), v(t)) \in H(x(t), u(t)), \quad (2b)$$

where v is used as internal variable to enforce those interconnection constraints. We formalize the system as follows.

III.1 Definition. A **system** S is a sextuple

$$S = (X, U, V, Y, F, H), \quad (3)$$

where X , U , V and Y are nonempty sets, $H: X \times U \rightrightarrows Y \times V$ is strict, and $F: X \times V \rightrightarrows X$.

A quadruple $(u, v, x, y) \in U^{[0;T[} \times V^{[0;T[} \times X^{[0;T[} \times Y^{[0;T[}$ is a **solution** of the system (3) (on $[0;T[$, starting at $x(0)$) if $T \in \mathbb{N} \cup \{\infty\}$, (2a) holds for all $t \in [0;T-1[$, and (2b) holds for all $t \in [0;T[$.

We call the sets X , U , V , and Y the *state*, *input*, *internal variable*, and *output alphabet*, respectively. The functions F and H are, respectively, the *transition function* and the *output function* of (3).

We recover system (1) without internal variables, if $V = U$ and for all $y \in Y$ and $x \in X$, the inclusion $(y, v) \in H(x, u)$ implies $v = u$. In this case, we say that S is *basic* and drop the internal variable space in the definition of S , i.e., $S = (X, U, Y, F, H)$, as well as the second element of the image in the output function, i.e., $H: X \times U \rightrightarrows Y$. The definition of solution (u, x, y) of S without internal variables is adapted accordingly.

We say that S is *autonomous* if its input alphabet is a singleton, and it is *static* if it is basic, its state alphabet is a singleton and its transition function is strict. Since the solutions of a static system S with state alphabet $\{x\}$ is essentially determined by the set-valued output map $H(x, \cdot)$ we identify S with its output function H , and interchangeably refer to a set-valued map $S: U \rightrightarrows Y$ as system S and as a set-valued function.

We frequently denote solutions by (v, x, y) (resp. (x, y)) rather than by $(0, v, x, y)$ (resp. $(0, x, y)$), provided the system S is autonomous (resp. autonomous and basic).

The system is *Moore* if its output does not directly depend on its input, i.e., if the following condition holds:

$$(y, v) \in H(x, u) \wedge u' \in U \Rightarrow \exists v'(y, v') \in H(x, u').$$

The system is *Moore with state output* if $X = Y$ and $(y, v) \in H(x, u)$ implies $y = x$. We remark that the system S is basic and Moore with state output iff H is the identity map on $X \times U$.

B. System composition

In the following, we define the serial and feedback composition of two systems. We start with the serial composition.

III.2 Definition. Let $S_i = (X_i, U_i, V_i, Y_i, F_i, H_i)$ be systems, $i \in \{1, 2\}$, and assume that $Y_1 \subseteq U_2$. Then S_1 is **serial composable** with S_2 , and the **serial composition** of S_1 and S_2 , denoted $S_2 \circ S_1$, is the sextuple

$$(X_{12}, U_1, V_{12}, Y_2, F_{12}, H_{12}), \quad (4)$$

where $X_{12} = X_1 \times X_2$, $V_{12} = V_1 \times V_2$, and $F_{12}: X_{12} \times V_{12} \rightrightarrows X_{12}$ and $H_{12}: X_{12} \times U_1 \rightrightarrows Y_2 \times V_{12}$ satisfy

$$\begin{aligned} F_{12}(x, v) &= F_1(x_1, v_1) \times F_2(x_2, v_2), \\ H_{12}(x, u_1) &= \{(y_2, v) \mid \exists y_1(y_1, v_1) \in H_1(x_1, u_1) \\ &\quad \wedge (y_2, v_2) \in H_2(x_2, y_1)\}. \end{aligned}$$

We readily see that the output function H_{12} is strict which implies that $S_2 \circ S_1$ is a system.

We use the serial composition mainly to describe the interconnection of an input quantizer $Q: U' \rightrightarrows U$ or a state quantizer $Q: X \rightrightarrows X'$ with a system S . We assume that Q is strict and interpret the

quantizer as a static system. Suppose that U' is a non-empty set, then the serial composition $S \circ Q$ of Q and S is defined by

$$S \circ Q = (X, U', V, Y, F, H'),$$

where $H': X \times U' \rightrightarrows Y \times V$ takes the form $H'(x, u') = H(x, Q(u'))$. Now suppose that S is a basic Moore system with state output, then we may interpret $Q: X \rightrightarrows X'$ as a measurement map that yields a quantized version of the state of the system S . This situation is modeled by the serial composition $Q \circ S$ of S and Q ,

$$Q \circ S = (X, U, X', F, H'),$$

where H' takes the form $H'(x, u) = Q(x)$. Note that $Q \circ S$ is again a basic Moore system (though not with state output).

We turn our attention to the feedback composition of two systems as illustrated in Fig. 3.

III.3 Definition. Let $S_i = (X_i, U_i, V_i, Y_i, F_i, H_i)$ be systems, $i \in \{1, 2\}$, and assume that S_2 is Moore, $Y_2 \subseteq U_1$ and $Y_1 \subseteq U_2$, and that the following condition holds:

(Z) If $(y_2, v_2) \in H_2(x_2, y_1)$, $(y_1, v_1) \in H_1(x_1, y_2)$ and $F_2(x_2, v_2) = \emptyset$, then $F_1(x_1, v_1) = \emptyset$.

Then S_1 is **feedback composable** with S_2 , and the **closed loop** composed of S_1 and S_2 , denoted $S_1 \times S_2$, is the sextuple

$$(X_{12}, \{0\}, V_{12}, Y_{12}, F_{12}, H_{12}), \quad (5)$$

where $X_{12} = X_1 \times X_2$, $V_{12} = V_1 \times V_2$, $Y_{12} = Y_1 \times Y_2$, and $F_{12}: X_{12} \times V_{12} \rightrightarrows X_{12}$ and $H_{12}: X_{12} \rightrightarrows Y_{12} \times V_{12}$ satisfy

$$\begin{aligned} F_{12}(x, v) &= F_1(x_1, v_1) \times F_2(x_2, v_2), \\ H_{12}(x) &= \{(y, v) | (y_1, v_1) \in H_1(x_1, y_2) \wedge (y_2, v_2) \in H_2(x_2, y_1)\}. \end{aligned} \quad (6)$$

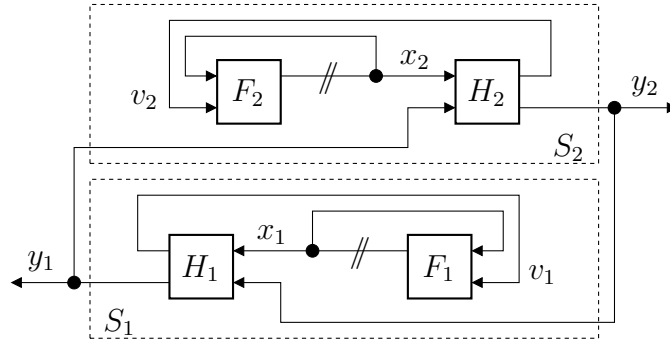


Figure 3. Closed loop $S_1 \times S_2$ of systems S_1 and S_2 according to Definition III.3, in which the system S_2 is required to be Moore.

The requirement (Z), which has its analog in the theory developed in [2], is particularly important and will be needed later to ensure that if the concrete closed loop is non-blocking, then so is the abstract closed loop. The assumption that S_2 is additionally Moore is common [28] and ensures that the closed loop does not contain a delay free cycle.

We also point out that we do not include initial states in the system description but rather account for them in the specification, and we avoid the assumption that the controller is allowed to set the initial state of the plant, as appears e.g. in [2].

We conclude this section with a proposition that we use in several proofs throughout the paper.

III.4 Proposition. Let S_1 be feedback composable with S_2 , and let $T \in \mathbb{N} \cup \{\infty\}$. Then the closed loop $S_1 \times S_2$ is an autonomous Moore system, and (v, x, y) is a solution of $S_1 \times S_2$ on $[0; T[$ iff (y_2, v_1, x_1, y_1) is a solution of S_1 on $[0; T[$ and (y_1, v_2, x_2, y_2) is a solution of S_2 on $[0; T[$.

Proof. We claim that H_{12} is strict. Indeed, assume that $x \in X_{12}$ and $a \in Y_1$. Since H_1 and H_2 are both strict, there exist $(y_2, b) \in H_2(x_2, a)$ and $(y_1, v_1) \in H_1(x_1, y_2)$. Then there exists v_2 satisfying $(y_2, v_2) \in H_2(x_2, y_1)$ as S_2 is Moore, and so $(y, v) \in H_{12}(x)$. This proves our claim. The remaining requirements in Definition III.1 are obviously satisfied, which shows that $S_1 \times S_2$ is a system, and that system is autonomous, and hence, Moore. The proof of the claim on the solutions of $S_1 \times S_2$ uses Definitions III.1 and III.3 in a straightforward way and is omitted. \square

IV. MOTIVATION

In this section, we provide two simple examples that demonstrate the previously mentioned shortcomings that led to the development of the novel notion of feedback refinement relation. The first example demonstrates the state information issue, i.e., the refined controller requires full state information and cannot be symbolic. The second example illustrates the refinement complexity issue, e.g. a static controller for the abstraction cannot be refined to a static controller for the concrete system. Both examples show that the drawbacks do not depend on the specific refinement technique, but are *intrinsic* to the use of alternating simulation relations.

Let us consider two basic Moore systems S_1 and S_2 and two controllers C_1 and C_2 , which are also basic systems,

$$\begin{aligned} S_i &= (X_i, U, F_i, Y, H_i) \\ C_i &= (X_{c,i}, Y, F_{c,i}, U, H_{c,i}), \end{aligned}$$

in which we assume that the transition functions of the four systems are all strict and that $H_i(x) = \{x\}$ for all $x \in X_i$. Hence, we readily see that the controller C_i is feedback composable with the system S_i , $i \in \{1, 2\}$. Subsequently, we interpret S_1 as the concrete system and S_2 as its abstraction.

Let $Q \subseteq X_1 \times X_2$ be a strict relation. Then Q is an *alternating simulation relation* from S_1 to S_2 if the following holds for every pair $(x_1, x_2) \in Q$:

(ASR) If $u_2 \in U$, then there exists $u_1 \in U$ such that the condition

$$\emptyset \neq Q(x'_1) \cap F_2(x_2, u_2). \quad (7)$$

holds for every $x'_1 \in F_1(x_1, u_1)$.

Note that usually there is an additional condition on outputs of related states, which here would have required the notion of approximate rather than ordinary alternating simulation relation [2, Def. 9.6]. Since that subtlety is not essential to our discussion, we omit it here in favor of a clearer presentation.

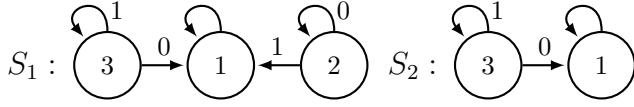
As already mentioned, alternating simulation relations are often used to prove the correctness of a particular abstraction-based controller design procedure. The very center of any such argument is the reproducibility of the system behavior of the concrete closed loop $C_1 \times S_1$ by the abstract closed loop $C_2 \times S_2$, i.e., for every solution $((x_{c,1}, x_{s,1}), y_1)$ of $C_1 \times S_1$ on \mathbb{Z}_+ there exists a solution $((x_{c,2}, x_{s,2}), y_2)$ of $C_2 \times S_2$ on \mathbb{Z}_+ satisfying

$$(x_{s,1}(t), x_{s,2}(t)) \in Q \text{ for all } t \in \mathbb{Z}_+. \quad (8)$$

This reproducibility property is then used to provide evidence that certain properties that the abstract closed loop $C_2 \times S_2$ satisfies, actually also hold for the concrete closed loop $C_1 \times S_1$.

In the first example, we show that (8) cannot hold if C_1 attains state information only through Q , i.e., if C_1 takes the form $C'_1 \circ Q$. In other words, it is shown that we are not able to refine a controller C'_1 from $C_2 \times S_2$ for the system $Q \circ S_1$.

IV.1 Example. We consider the systems S_1 and S_2 which we graphically illustrate by

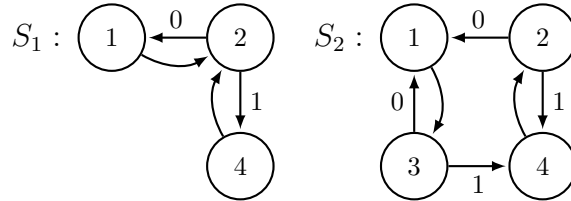


The input and output alphabets of S_1 and S_2 are given by $U = \{0, 1\}$ and $Y = \{1, 2, 3\}$, respectively. The transition functions should be clear from the illustration, e.g. $F_1(2, 1) = \{1\}$ and $F_1(1, u) = \{1\}$ for any $u \in U$. It is also easily verified that the relation Q given by $Q = \{(1, 1), (2, 3), (3, 3)\}$ is an alternating simulation relation from S_1 to S_2 .

Let the abstract controller C_2 be static with $H_{c,2}(0, 3) = \{0\}$, i.e., C_2 enables exactly the control letter 0 at the abstract state 3. If the concrete controller C_1 is symbolic, then, at the initial time, the sets of control letters enabled at the plant states 2 and 3 coincide. Indeed, these sets must only depend on the associated abstract states, and $Q(2) = Q(3)$. In addition, by the symmetry of the plant S_1 , we may assume without loss of generality that the control letter 0 is enabled at the initial time, so that there exists a solution $((x_{c,1}, x_{s,1}), y_1)$ of the closed loop $C_1 \times S_1$ satisfying $x_{s,1}(0) = x_{s,1}(1) = 2$. Then the condition (8) requires $x_{s,2}(0) = x_{s,2}(1) = 3$ to hold for any solution $((x_{c,2}, x_{s,2}), y_2)$ of $C_2 \times S_2$ – a requirement that contradicts the dynamics of $C_2 \times S_2$. This shows that the property of reproducibility cannot be attained using a symbolic controller for the plant S_1 . The crucial point with this example is that the condition (ASR) cannot be satisfied if the choice of u_1 depends only on the abstract states associated with the plant state x_1 , but not directly on x_1 itself. To see this, let $u_2 = 0$ and $x_2 = 3$. Then $u_1 = 0$ is required if $x_1 = 3$, whereas only $u_1 = 1$ is admissible if $x_1 = 2$. \square

In the next example we show that a static controller C_2 for the abstraction S_2 cannot be refined to a static controller C_1 for the concrete system S_1 .

IV.2 Example. We consider the systems S_1 and S_2 with the transition functions illustrated graphically by



The common input alphabet is given by $U = \{0, 1\}$ and the common output alphabet, by $Y = \{1, 2, 3, 4\}$. It is easily verified that the relation Q given by $Q = \{(1, 1), (2, 2), (2, 3), (4, 4)\}$ is an alternating simulation relation from S_1 to S_2 . In addition, in this example the relation Q satisfies even the more restrictive requirement that $u_1 = u_2$ holds in (ASR).

Let a static abstract controller C_2 be given that enables exactly the control letters 0 and 1 at the abstract states 2 and 3, respectively. If the concrete controller C_1 is static, then the set of control letters enabled at the plant state 2 does not vary with time. By the symmetry of the plant S_1 , we may again assume without loss of generality that the control letter 0 is enabled at the state 2, so that there exists a solution $((x_{c,1}, x_{s,1}), y_1)$ of the closed loop $C_1 \times S_1$ satisfying $x_{s,1}(0) = x_{s,1}(2) = 1$. Then the condition (8) asks for $x_{s,2}(0) = x_{s,2}(2) = 1$ for some solution $((x_{c,2}, x_{s,2}), y_2)$ of $C_2 \times S_2$ – a requirement that contradicts the dynamics of $C_2 \times S_2$. This shows that the property of reproducibility cannot be attained using a static controller for the plant S_1 despite the fact that the abstract controller is static. The crucial point with this example is that the condition (7) only mandates that for each transition from x_1 to x'_1 in S_1 there exists a state $x'_2 \in Q(x'_1)$ that is a successor of x_2 in S_2 , but it is not required that every $x'_2 \in Q(x'_1)$ succeeds x_2 ; consider e.g. the case $x_1 = x_2 = 1$, $x'_1 = x'_2 = 2$. As a result, the state 1 and 4 cannot precede the state 2 and 3, respectively, in S_2 , and so, implicitly, the static controller C_2 has some access to the history of the solution. In contrast, at the state 2 the dynamics of S_1 does not encode analogous information, which in fact could here only be provided by

a controller for S_1 that is dynamic rather than static. \square

As our examples show, alternating simulation relations are not adequate for the controller refinement, whenever **i)** the concrete controller has merely symbolic state information and **ii)** the complexity of the refined controller should not exceed the complexity of the abstract controller.

We conclude this section with two important remarks.

First, we would like to point out that in both examples the respective relation Q is not merely an alternating simulation relation according to our definition in (ASR), but also an 1-approximate bisimulation relation and 1-approximate alternating bisimulation relation according to Definitions 9.5 and 9.8 in [2], respectively. Hence, the latter concepts also suffer from both issues described in this section.

Second, we would like to emphasize that we restricted our attention to basic controllers throughout this section for the sake of brevity of presentation only. The same arguments hold for the case that the controllers are given as systems with internal variables, i.e., $C_i = (X_{c,i}, Y, V_{c,i}, U, F_{c,i}, H_{c,i})$.

V. FEEDBACK REFINEMENT RELATIONS

In this section, we introduce *feedback refinement relations* as a novel means to compare systems in the context of controller synthesis.

A. Definition and basic properties

We start by introducing the behavior of a system, where we follow the notion of *infinitary completed trace semantics* [29].

V.1 Definition. Let S denote the system (3). The **behavior** of S , denoted $\mathcal{B}(S)$, is defined by

$$\mathcal{B}(S) = \{(u, y) \mid \exists_{v,x,T} (u, v, x, y) \text{ is a solution of } S \text{ on } [0; T[, \\ \text{and if } T < \infty, \text{ then } F(x(T-1), v(T-1)) = \emptyset\}. \quad (9)$$

Note that it often occurs that a system is non-continuable for a certain state-input pair, e.g. the terminating state of a terminating program. With our notion of system behavior, which possibly consists of finite signals as well as infinite signals, such signals are naturally included as valid elements of the system behavior.

In our definition of system relation below, we need a notion of state dependent admissible inputs. For any basic system S of the form (3), we define the set $U_S(x)$ of *admissible inputs at the state* $x \in X$ by

$$U_S(x) = \{u \in U \mid F(x, u) \neq \emptyset\}.$$

V.2 Definition. Let $S_i = (X_i, U_i, X_i, F_i, \text{id})$ be basic Moore systems with state output, $i \in \{1, 2\}$, and assume $U_2 \subseteq U_1$. A strict relation $Q \subseteq X_1 \times X_2$ is a **feedback refinement relation** from S_1 to S_2 if the following holds for all $(x_1, x_2) \in Q$:

- (i) $U_{S_2}(x_2) \subseteq U_{S_1}(x_1)$;
- (ii) $u \in U_{S_2}(x_2) \Rightarrow Q(F_1(x_1, u)) \subseteq F_2(x_2, u)$.

The fact that Q is a feedback refinement relation from S_1 to S_2 will be denoted $S_1 \preceq_Q S_2$, and we write $S_1 \preceq S_2$ if $S_1 \preceq_Q S_2$ holds for some Q .

Intuitively, and similarly to simulation relations and their variants, a feedback refinement relation from a system S_1 to a system S_2 associates states of S_1 with states of S_2 , and imposes certain conditions on the local dynamics of the systems in the associated states. However, while e.g. alternating simulation relations only require that for each input u_2 admissible for S_2 there exists an associated input u_1 admissible for S_1 [2], our definition above additionally mandates that $u_1 = u_2$. Moreover, the definition of (approximate) alternating simulation relation requires that for each transition from

x_1 to x'_1 in S_1 *there exists* a state x'_2 associated with x'_1 and a transition from x_2 to x'_2 in S_2 ; see condition (7). In contrast, feedback refinement relations require the existence of the latter transition for *every* state x'_2 associated with x'_1 .

With the following proposition, we show that the feedback refinement relations are closed under union and that \preceq is reflexive and transitive. The proof uses Definition V.2 in a straightforward way and is omitted.

V.3 Proposition. *For all basic Moore systems S_1 , S_2 and S_3 with state output, the following holds.*

- (i) $S_1 \preceq_{\text{id}} S_1$.
- (ii) If $S_1 \preceq_Q S_2$ and $S_1 \preceq_R S_2$, then $S_1 \preceq_{Q \cup R} S_2$.
- (iii) If $S_1 \preceq_Q S_2$ and $S_2 \preceq_R S_3$, then $S_1 \preceq_{R \circ Q} S_3$.

B. Feedback composability and behavioral inclusion

In the following, we present the main result of this section. We consider three systems S_1 , S_2 and C and assume that C is feedback composable with S_2 . We first prove that, given a feedback refinement relation Q from S_1 to S_2 , $Q \circ S_1$ and S_1 are, respectively, feedback composable with C and $C \circ Q$. Subsequently, we show that the behavior of the closed loops $C \times (Q \circ S_1)$ and $(C \circ Q) \times S_1$ are both fully reproducible by the closed loop $C \times S_2$.

Even though we do not assign any particular role to the systems S_1 , S_2 and C , in foresight of the next section, where we use our result to develop abstraction-based solutions of general control problems, we might regard S_1 , S_2 and C as the plant, the abstraction and controller for the abstraction, respectively. In this context, we might assume that the state of S_1 is accessible only through the measurement map Q . In that case, $Q \circ S_1$ actually represents the system for which we seek a controller and the behavior of $\mathcal{B}(C \times (Q \circ S_1))$ is of interest. Alternatively, we may start with the premise that a controller for S_1 needs to be realizable on a digital device and hence, can accept only a finite input alphabet. In that case, we may interpret Q as an input quantizer for the discrete controller C and the behavior of $\mathcal{B}((C \circ Q) \times S_1)$ is of interest. In any case, we show that both behaviors are reproduced by the abstract close loop $\mathcal{B}(C \times S_2)$.

V.4 Theorem. *Let Q be a feedback refinement relation from the basic system S_1 to the basic system S_2 ,*

$$S_i = (X_i, U_i, X_i, F_i, \text{id}), \quad (10)$$

for $i \in \{1, 2\}$, and assume that the system C is feedback composable with S_2 . Then the following statements are true.

- (i) C is feedback composable with $Q \circ S_1$, and $C \circ Q$ is feedback composable with S_1 .
- (ii) $\mathcal{B}(C \times (Q \circ S_1)) \subseteq \mathcal{B}(C \times S_2)$.
- (iii) For every $(u, x_1) \in \mathcal{B}((C \circ Q) \times S_1)$ there exists a map x_2 such that $(u, x_2) \in \mathcal{B}(C \times S_2)$ and $(x_1(t), x_2(t)) \in Q$ for all t in the domain of x_1 .

Proof. By our hypotheses, S_1 and S_2 are Moore with state output, $U_2 \subseteq U_1$, the serial composition $Q \circ S_1$ is Moore,

$$Q \circ S_1 = (X_1, U_1, X_2, F_1, H'), \quad (11)$$

where H'_1 takes the form $H'_1(x, u) = Q(x)$, and the systems S_1 , S_2 , and $Q \circ S_1$ are all basic. Let the system C be of the form

$$C = (X_c, U_c, V_c, Y_c, F_c, H_c), \quad (12)$$

and observe that $Y_c \subseteq U_1$ and $X_2 \subseteq U_c$ as C is feedback composable (f.c.) with S_2 . Moreover, since $X_1 \neq \emptyset$ and Q is strict, the serial composition $C \circ Q$ is well-defined,

$$C \circ Q = (X_c, X_1, V_c, Y_c, F_c, H'_c),$$

where H'_c takes the form $H'_c(x_c, x_1) = H_c(x_c, Q(x_1))$.

To prove (i), we first observe that the conditions

$$x_2 \in Q(x_1), (u, v) \in H_c(x_c, x_2), F_1(x_1, u) = \emptyset \quad (13)$$

together imply $F_c(x_c, v) = \emptyset$. Indeed, it follows from (13) and the requirement (i) in Definition V.2 that $F_2(x_2, u) = \emptyset$, and our claim follows as C is f.c. with S_2 . This shows that C is f.c. with $Q \circ S_1$. Similarly, let $x_1 \in X_1$, $(u, v) \in H'_c(x_c, x_1)$ and $F_1(x_1, u) = \emptyset$. Then, by the definition of H'_c , there exists $x_2 \in Q(x_1)$ such that $(u, v) \in H_c(x_c, x_2)$. Then (13) holds, and so $F_c(x_c, v) = \emptyset$ as we have already shown. Hence, $C \circ Q$ is f.c. with S_1 , which completes the proof of (i).

To prove (ii), let $(u, x_2) \in \mathcal{B}(C \times (Q \circ S_1))$ be defined on $[0; T[$, $T \in \mathbb{N} \cup \{\infty\}$. Then there exist maps x_c , x_1 and v such that $((v, u), (x_c, x_1), (u, x_2))$ is a solution of $C \times (Q \circ S_1)$ on $[0; T[$. Moreover, if additionally $T < \infty$, then we also have

$$F_c(x_c(T-1), v(T-1)) = \emptyset \vee F_1(x_1(T-1), u(T-1)) = \emptyset. \quad (14)$$

By Proposition III.4, (u, u, x_1, x_2) is a solution of $Q \circ S_1$ on $[0; T[$, and (x_2, v, x_c, u) is a solution of C on $[0; T[$. The former fact implies the following.

$$\forall t \in [0; T[\quad x_2(t) \in Q(x_1(t)), \quad (15)$$

$$\forall t \in [0; T-1[\quad x_1(t+1) \in F_1(x_1(t), u(t)). \quad (16)$$

We claim that (u, u, x_2, x_2) is a solution of S_2 , so that $((v, u), (x_c, x_2), (u, x_2))$ is a solution of $C \times S_2$ by Proposition III.4. First, we observe that $F_2(x_2(t), u(t)) \neq \emptyset$ for every $t \in [0; T-1[$. Indeed, $(u(t), v(t)) \in H_c(x_c(t), x_2(t))$ for every such t since (x_2, v, x_c, u) is a solution of C on $[0; T[$. Hence, $F_2(x_2(t), u(t)) = \emptyset$ for some $t \in [0; T-1[$ implies $F_c(x_c(t), v(t)) = \emptyset$ as C is f.c. with S_2 . This is a contradiction as $x_c(t+1) \in F_c(x_c(t), v(t))$, so $F_2(x_2(t), u(t)) \neq \emptyset$ for every $t \in [0; T-1[$. Consequently, $u(t) \in U_{S_2}(x_2(t))$ for all $t \in [0; T-1[$, so (15), (16) and the requirement (ii) in Definition V.2 imply that $x_2(t+1) \in F_2(x_2(t), u(t))$ for all $t \in [0; T-1[$. This shows that $((v, u), (x_c, x_2), (u, x_2))$ is a solution of $C \times S_2$ on $[0; T[$.

Finally, we see that if $T < \infty$ and $u(T-1) \in U_{S_2}(x_2(T-1))$, then (15) and the requirement (i) in Definition V.2 together imply $F_1(x_1(T-1), u(T-1)) \neq \emptyset$, and in turn, (14) shows that $F_c(x_c(T-1), v(T-1)) = \emptyset$. Thus, $(u, x_2) \in \mathcal{B}(C \times S_2)$, which proves (ii).

To prove (iii), let $(u, x_1) \in \mathcal{B}((C \circ Q) \times S_1)$ be defined on $[0; T[$, $T \in \mathbb{N} \cup \{\infty\}$. Then there exist maps x_c and v such that $((v, u), (x_c, x_1), (u, x_1))$ is a solution of $(C \circ Q) \times S_1$ on $[0; T[$. Moreover, if additionally $T < \infty$, then we also have

$$F_c(x_c(T-1), v(T-1)) = \emptyset \vee F_1(x_1(T-1), u(T-1)) = \emptyset. \quad (17)$$

By Proposition III.4, (u, u, x_1, x_1) and (x_1, v, x_c, u) is a solution of S_1 and $C \circ Q$, respectively. In particular, by the definition of H'_c , there exists a map $x_2: [0; T[\rightarrow X_2$ such that $x_2(t) \in Q(x_1(t))$ and $(u(t), v(t)) \in H_c(x_c(t), x_2(t))$ for all $t \in [0; T[$. Then (x_2, v, x_c, u) and (u, u, x_1, x_2) is a solution of C and $Q \circ S_1$, respectively, so $((v, u), (x_c, x_1), (u, x_2))$ is a solution of $C \times (Q \circ S_1)$ by Proposition III.4. We next observe that if $T < \infty$ and $F_1(x_1(T-1), u(T-1)) \neq \emptyset$, then (17) implies $F_c(x_c(T-1), v(T-1)) = \emptyset$. This shows that $(u, x_2) \in \mathcal{B}(C \times (Q \circ S_1))$, and so (iii) follows from (ii). \square

Next we show, that feedback refinement relations are not only sufficient, but indeed necessary for the controller refinement as considered in this paper.

V.5 Theorem (Necessity). *Consider two basic Moore systems S_i with state output, $i \in \{1, 2\}$, of the form (10) and a strict relation $Q \subseteq X_1 \times X_2$. If for any system C that is feedback composable with S_2 follows that C is feedback composable with $Q \circ S_1$ and $\mathcal{B}(C \times (Q \circ S_1)) \subseteq \mathcal{B}(C \times S_2)$ holds, then Q is a feedback refinement relation from S_1 to S_2 .*

Proof. In the proof we consider systems $Q \circ S_1$ and C of the form (11) and (12), respectively.

Let C be such that $U_c = X_2$, $Y_c = U_2$, $X_c = V_c = \{0\}$, and $F_c(0, 0) = \emptyset$. Obviously, C is feedback composable (f.c.) with S_2 , and in turn, C is f.c. with $Q \circ S_1$ by our hypothesis. Then $Y_c \subseteq U_1$, and so $U_2 \subseteq U_1$ as required in Definition V.2.

To prove that Q satisfies the condition (i) in Definition V.2, let $(x_1, x_2) \in Q$ and $u \in U_2$, and assume that $F_2(x_2, u) \neq \emptyset$. In order to show that $F_1(x_1, u) \neq \emptyset$, let C be such that $U_c = V_c = X_2$, $Y_c = U_2$, $X_c = \{0\}$, $F_c(0, x_2) = X_c$, $H_c(0, x'_2) = \{(u, x'_2)\}$ for all $x'_2 \in X_2$, and $F_c(0, x'_2) = \emptyset$ for all $x'_2 \in X_2 \setminus \{x_2\}$. Then C is f.c. with S_2 . In particular, the condition (Z) in Definition III.3 reduces to $F_2(x_2, u) \neq \emptyset$. Then C is also f.c. with $Q \circ S_1$ by our hypothesis, and here the condition (Z) implies $F_1(x_1, u) \neq \emptyset$, which proves our claim.

To prove that Q satisfies the condition (ii) in Definition V.2, we choose C as basic system with $X_c = \{x_c\}$, $U_c = X_2$, $Y_c = U_2$, H_c and F_c implicitly by $u \in H_c(x_c, x_2)$ and $\{x_c\} = F_c(x_c, x_2)$ if $F_2(x_2, u) \neq \emptyset$ and $U_2 = H_c(x_c, x_2)$ and $\emptyset = F_c(x_c, x_2)$ if $F_2(x_2, u) = \emptyset$ holds for all $u \in U_2$. With this definition of C condition (Z) holds and C is f.c. with S_2 , and by our hypothesis, C is also f.c. with $Q \circ S_1$. If condition (ii) does not hold, then there exist $(x_1, x_2) \in Q$, $u \in U_{S_2}(x_2)$, $x'_1 \in F_1(x_1, u)$ and $x'_2 \in Q(x'_1)$ such that $x'_2 \notin F_2(x_2, u)$. Let $\bar{x}_1 = x_1 x'_1$ and $\bar{u} = uu'$ with $u' \in H_c(x_c, x'_2)$. Then $(\bar{u}, \bar{x}_1, \bar{x}_1)$ is a solution of S_1 on $[0; 2[$. Define $\bar{x}_2 = x_2 x'_2$ and observe that $(\bar{u}, \bar{x}_1, \bar{x}_2)$ is a solution of $Q \circ S_1$. Let $\bar{x}_c = x_c x_c$, since $F_2(x_2, u) \neq \emptyset$, we see that $u \in H_c(x_c, x_2)$ and $\{x_c\} = F_c(x_c, x_2)$. Also $u' \in H_c(x_c, x'_2)$ by construction of \bar{u} and thus $(\bar{x}_2, \bar{x}_c, \bar{u})$ is a solution of C . Hence by Proposition III.4 we see that $(0, (\bar{x}_c, \bar{x}_1), (\bar{u}, \bar{x}_2))$ is a solution of $C \times (Q \circ S_1)$. Consider $(\hat{u}, \hat{x}_2) \in \mathcal{B}(C \times (Q \circ S_1))$ with $\hat{u}|_{[0; 2[} = \bar{u}$ and $\hat{x}_2|_{[0; 2[} = \bar{x}_2$. Since $\bar{x}_2(1) \notin F_2(\bar{x}_2(0), \bar{u}(0))$ the sequence $(0, (\bar{x}_c, \bar{x}_2), (\bar{u}, \bar{x}_2))$ cannot be a solution of $C \times S_2$, and so $(\hat{u}, \hat{x}_2) \notin \mathcal{B}(C \times S_2)$. This is a contradiction, which establishes condition (ii) in Definition V.2. \square

VI. SYMBOLIC CONTROLLER SYNTHESIS

In this section, we use Theorem V.4 to synthesize controllers with respect to general specifications. In the first part, we formally introduce the control problem and show how to solve it with the help of an abstraction. In the second part, utilizing our general framework based on set-valued transition functions and quantizers, we show how to synthesize controllers that are robust with respect to various disturbances, including model uncertainties, input disturbances and measurement errors.

A. Solution of control problems

We begin with the definition of the synthesis problem.

VI.1 Definition. Let S denote the system (3). Given a set Z , any subset $\Sigma \subseteq Z^\infty$ is called a **specification on Z** . A system S is said to **satisfy** a specification Σ on $U \times Y$ if $\mathcal{B}(S) \subseteq \Sigma$. Given a specification Σ on $U \times Y$, the system C **solves the control problem** (S, Σ) if C is feedback composable with S and the closed loop $C \times S$ satisfies Σ .

It is clear that we can use linear temporal logic (LTL) to define a specification for a given system S . Indeed, suppose that we are given a finite set \mathcal{P} of atomic propositions, a labeling function $L: U \times Y \rightrightarrows \mathcal{P}$ and an LTL formula φ defined over \mathcal{P} , see e.g. [16, Chapter 5]. Then we can formulate the control problem (S, Σ) to enforce the formula φ on S using the specification

$$\Sigma = \{(u, y) \in (U \times Y)^{\mathbb{Z}_+} \mid L \circ (u, y) \text{ satisfies } \varphi\}.$$

With our notion of specification we can additionally define specifications that are not expressible in LTL as e.g. the requirement that the closed loop is contractive.

We are now going to solve control problems using Theorem V.4. As we have already discussed, the concrete control problem (S_1, Σ_1) will not be solved directly. Instead, we will consider an auxiliary problem for the abstraction (“abstract control problem”), whose solution will induce a solution of the concrete problem.

VI.2 Definition. Let the systems S_1 and S_2 take the form (10), let Σ_1 be a specification on $U_1 \times X_1$, and let $Q \subseteq X_1 \times X_2$ be a strict relation. A specification Σ_2 on $U_2 \times X_2$ is called an **abstract specification** associated with S_1 , S_2 , Q and Σ_1 , if the following condition holds.

If $(u, x_2) \in \Sigma_2$, where x_2 and u are defined on $[0; T[$ for some $T \in \mathbb{N} \cup \{\infty\}$, and if $x_1: [0; T[\rightarrow X_1$ satisfies $(x_1(t), x_2(t)) \in Q$ for all $t \in [0; T[$, then $(u, x_1) \in \Sigma_1$.

For the sake of simplicity, we write $(S_1, \Sigma_1) \preceq_Q (S_2, \Sigma_2)$ whenever $S_1 \preceq_Q S_2$ and Σ_2 is an abstract specification associated with S_1 , S_2 , Q and Σ_1 . The result presented below shows that the technique of abstraction-based controller synthesis using feedback refinement relations is feasible and resolves the state information and refinement complexity issues as explained and illustrated in Sections I and IV.

VI.3 Theorem. If $(S_1, \Sigma_1) \preceq_Q (S_2, \Sigma_2)$ and the abstract controller C solves the abstract control problem (S_2, Σ_2) , then the refined controller $C \circ Q$ solves the concrete control problem (S_1, Σ_1) .

Proof. As C solves (S_2, Σ_2) , C is feedback composable with S_2 , and hence, $C \circ Q$ is feedback composable with S_1 by Theorem V.4.

It remains to show that $\mathcal{B}((C \circ Q) \times S_1) \subseteq \Sigma_1$. So, let $(u, x_1) \in \mathcal{B}((C \circ Q) \times S_1)$ be arbitrary and invoke Theorem V.4 again to see that there exists a map x_2 such that $(u, x_2) \in \mathcal{B}(C \times S_2)$ and $(x_1(t), x_2(t)) \in Q$ for all t in the domain of x_2 . Then $(u, x_2) \in \Sigma_2$ since C solves (S_2, Σ_2) , and the definition of the abstract specification Σ_2 shows that $(u, x_1) \in \Sigma_1$. \square

The above result shows how to use a solution of an auxiliary, abstract control problem to arrive at a solution of the concrete control problem. Details on how to solve the abstract control problems are beyond the scope of the present paper. Indeed, large classes of these problems can be solved efficiently using standard algorithms, e.g. [2], [5]–[7], [30], [31].

B. Uncertainties and disturbances

In this subsection, we show that it is an easy task in our framework to synthesize controllers that are robust with respect to various disturbances including plant uncertainties, input disturbances and measurement errors. In particular, we demonstrate that the synthesis of a robust controller can be reduced to the solution of an auxiliary, unperturbed control problem.

Let us consider the closed loop illustrated in Fig. 4 consisting of a plant given by a basic Moore system S_1 with state output,

$$S_1 = (X_1, U_1, X_1, F_1, \text{id}), \quad (18)$$

the *perturbation maps* P_i , given by strict set-valued maps with non-empty domains

$$\begin{aligned} P_1: \hat{U}_1 &\rightrightarrows U_1, & P_2: X_1 &\rightrightarrows \hat{X}_1, \\ P_3: \hat{U}_1 &\rightrightarrows Y_1, & P_4: X_1 &\rightrightarrows Y_2, \end{aligned} \quad (19)$$

and a strict quantizer

$$Q: \hat{X}_1 \rightrightarrows X_2. \quad (20)$$

We seek to synthesize a controller given as a system

$$C = (X_c, X_2, V_c, \hat{U}_1, F_c, H_c), \quad (21)$$

to robustly enforce a given specification Σ_1 on $Y_1 \times Y_2$.

The *behavior* of the closed loop in Fig. 4 is defined as the set of all sequences $(y_1, y_2) \in (Y_1 \times Y_2)^{[0; T[}$, $T \in \mathbb{N} \cup \{\infty\}$, for which there exist a solution (u, x, x) of S_1 on $[0; T[$ and a solution (u_c, v_c, x_c, y_c) of C on $[0; T[$ that satisfy the following two conditions:

(i) For all $t \in [0; T[$ we have

$$\begin{aligned} u(t) &\in P_1(y_c(t)), & u_c(t) &\in Q(P_2(x(t))), \\ y_1(t) &\in P_3(y_c(t)), & y_2(t) &\in P_4(x(t)). \end{aligned} \quad (22)$$

(ii) If $T < \infty$, then

$$\begin{aligned} F_1(x(T-1), u(T-1)) &= \emptyset, \quad \text{or} \\ F_c(x_c(T-1), v_c(T-1)) &= \emptyset. \end{aligned} \quad (23)$$

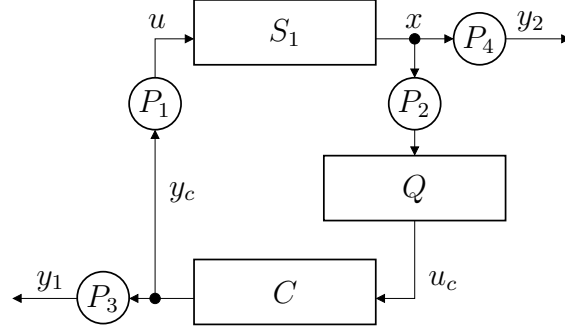


Figure 4. Various perturbations in the closed loop.

It is straightforward to observe, that the perturbations maps P_1 and P_2 may be used to model input disturbances and measurement errors, respectively. We assume that the uncertainties of the dynamics of S_1 have already been modeled by the set-valued transition function F_1 . The controller C and the quantizer Q , which will usually be discrete, are not subject to any additional perturbations either. The maps P_3 and P_4 are useful in the presence of output disturbances. For example, the plant S_1 might represent a sampled variant of a continuous-time control system and the specification of the desired behavior is naturally formulated in continuous time, rather than in discrete time. In that context, one can use P_3 and P_4 to “robustify” the specification like in [32] such that properties of the sampled behavior carry over to the continuous-time behavior.

Given some specifications Σ_1 on $Y_1 \times Y_2$ and $\hat{\Sigma}_1$ on $\hat{U}_1 \times X_1$, we call $\hat{\Sigma}_1$ a *robust specification of Σ_1 w.r.t. P_3 and P_4* if for the functions $(u, x, y_1, y_2) \in (\hat{U}_1 \times X_1 \times Y_1 \times Y_2)^{[0;T[}$, $T \in \mathbb{N} \cup \{\infty\}$, we have that

$$(u, x) \in \hat{\Sigma}_1 \text{ and } \forall_{t \in [0;T[} y_1(t) \in P_3(u(t)), y_2(t) \in P_4(x(t))$$

implies $(y_1, y_2) \in \Sigma_1$.

In the following result, we present sufficient conditions for a controller C to robustly enforce a given specification Σ_1 on the perturbed closed loop illustrated in Fig. 4, in terms of the auxiliary basic Moore system \hat{S}_1 with state output,

$$\begin{aligned} \hat{S}_1 &= (X_1, \hat{U}_1, X_1, \hat{F}_1, \text{id}), \\ \hat{F}_1(x, u) &= F_1(x, P_1(u)), \end{aligned} \quad (24)$$

together with a robust specification $\hat{\Sigma}_1$ of Σ_1 . We show in the subsequent corollary, which follows immediately by Theorem VI.3, how to use an abstraction (S_2, Σ_2) to synthesize such a controller C .

VI.4 Theorem. *Consider a system S_1 , perturbation maps P_i , $i \in [1;4]$, a quantizer Q , and a controller C as illustrated in Fig. 4 and respectively defined in (18), (19), (20) and (21), and assume that F_1 is strict. Let Σ_1 be a specification on $Y_1 \times Y_2$. Let $(\hat{S}_1, \hat{\Sigma}_1)$ be an auxiliary control problem, where \hat{S}_1 follows from S_1 according to (24) and $\hat{\Sigma}_1$ is a robust specification of Σ_1 w.r.t. P_3 and P_4 .*

If $C \circ \hat{Q}$, with $\hat{Q} = Q \circ P_2$, solves the control problem $(\hat{S}_1, \hat{\Sigma}_1)$, then the behavior of the perturbed closed loop in Fig. 4 is a subset of Σ_1 .

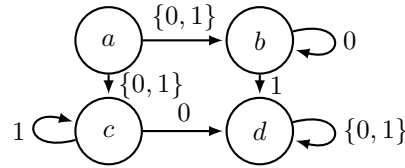
Proof. Our assumptions imply that $C \circ \hat{Q}$ is feedback composable with \hat{S}_1 . Using Definition III.3, Proposition III.4 and the properties (22)-(23), it is straightforward to show that (y_1, y_2) is an element of the behavior of the closed loop in Fig. 4 iff there exists $(y_c, x) \in \mathcal{B}((C \circ \hat{Q}) \times \hat{S}_1)$ satisfying $y_1(t) \in P_3(y_c(t))$ and $y_2(t) \in P_4(x(t))$ for all t . Here, the assumption that F_1 is strict excludes the case that \hat{S}_1 is non-blocking while S_1 is blocking. Consequently, if (y_1, y_2) is an element of the behavior of the closed loop in Fig. 4, then there exist $(y_c, x) \in \hat{\Sigma}_1$ satisfying $y_1(t) \in P_3(y_c(t))$ and $y_2(t) \in P_4(x(t))$ for all t , and so $(y_1, y_2) \in \Sigma_1$ by the definition of $\hat{\Sigma}_1$. \square

VI.5 Corollary. *In the context of Theorem VI.4, if C solves an abstract control problem (S_2, Σ_2) with $(\hat{S}_1, \hat{\Sigma}_1) \preceq_{\hat{Q}} (S_2, \Sigma_2)$, where X_2 is the state space of S_2 , then the behavior of the closed loop in Fig. 4 is a subset of Σ_1 .*

In the following example we demonstrate that it is crucial to account for the measurement errors P_2 in terms of the auxiliary quantizer $\hat{Q} = Q \circ P_2$, as opposed to accounting for those type of disturbances in terms of an alternative auxiliary system $\tilde{S}_1 = (X_1, \tilde{U}_1, X_1, \tilde{F}_1, \text{id})$ with \tilde{F}_1 given by

$$\tilde{F}_1(x_1, u) = P_2(F_1(x_1, P_1(u))). \quad (25)$$

VI.6 Example. We consider the system S_1 of the form (18) with the transition function illustrated graphically



The state and input alphabet are given by $X_1 = \{a, b, c, d\}$ and $U_1 = \{0, 1\}$, respectively. Suppose we are given the specification Σ_1 on $U_1 \times X_1$ defined implicitly by $(u, x) \in \Sigma_1$ iff d is in the image of x . Let us consider the quantizer $Q = \text{id}$ and the perturbation maps $P_1 = P_3 = P_4 = \text{id}$ and P_2 defined by $P_2(a) = \{a\}$, $P_2(b) = P_2(c) = \{b, c\}$ and $P_2(d) = \{d\}$. Let the auxiliary system \tilde{S}_1 coincide with S_1 except the transition function is given by $\tilde{F}_1(x, u) = P_2(F_1(x, u))$.

The controller $C \circ Q$, with C given as static system, with the output map $H_c : X_1 \rightrightarrows U_1$ defined by $H_c(a) = H_c(d) = U_1$, $H_c(b) = \{1\}$, $H_c(c) = \{0\}$ solves the control problem (\tilde{S}_1, Σ_1) . However, the sequence

$$(u, x) = ((0, a), (1, c), (1, c), (1, c), \dots)$$

which violates the specification Σ_1 is a behavior of the closed loop according to Fig. 4. \square

As the example demonstrates, we cannot rely on the auxiliary system with transition function (25) to synthesize a robust controller but we need a quantizer that is robust with respect to disturbances. That is essentially expressed by requiring that $C \circ \hat{Q}$ with $\hat{Q} = Q \circ P_2$ solves the auxiliary control problem $(\hat{S}_1, \hat{\Sigma}_1)$. Intuitively, we require that the controller C “works” with any quantizer symbol $x_2 \in Q(P_2(x_1))$ no matter how the disturbance P_2 is acting on the state x_1 . Note that in Example VI.6, the controller $C \circ (\text{id} \circ P_2)$ does not solve the control problem $(\hat{S}_1, \hat{\Sigma}_1)$ (which in this case equals (S_1, Σ_1)).

As a last remark we would like to mention that in the context of control systems, *any* symbolic controller synthesis procedure that is based on a deterministic quantizer is bound to be *non-robust*. Indeed, consider the context of Theorem VI.4 and suppose that $X_1 = \mathbb{R}^n$, X_2 is a partition of X_1 and let $P_2(x_1)$ equal the closed Euclidean ball with radius $\varepsilon \geq 0$ centered at x_1 . Let us consider the deterministic quantizer $Q = \in$. Then $\hat{Q} = Q \circ P_2$ is deterministic only in the degenerate case $\varepsilon = 0$.

VII. CANONICAL FEEDBACK REFINEMENT RELATIONS

In this section, we show that the set membership relation \in , together with an abstraction whose state alphabet is a cover of the concrete state alphabet is canonical. A *cover* of a set X is a set of subsets of X whose union equals X .

We show that $(S_1, \Sigma_1) \preceq_Q (S_3, \Sigma_3)$ implies that there exist (S_2, Σ_2) , with X_2 being a cover of X_1 by non-empty subsets, together with a relation R such that

$$(S_1, \Sigma_1) \preceq_{\in} (S_2, \Sigma_2) \preceq_R (S_3, \Sigma_3)$$

holds. This implies that if we can solve the concrete control problem (S_1, Σ_1) using some abstract control problem (S_3, Σ_3) , then we can equally use an abstract control problem (S_2, Σ_2) with X_2 corresponding to a cover of X_1 by non-empty subsets. Moreover, (S_2, Σ_2) can be derived from the problem (S_3, Σ_3) and the quantizer Q alone and is otherwise independent of (S_1, Σ_1) .

A. Canonical abstractions

VII.1 Proposition. *Let S_1 and S_2 be basic Moore systems with state output, in which S_1 and S_2 are of the form (10) and X_2 is a cover of X_1 by non-empty subsets, and let $U_2 \subseteq U_1$. Then $S_1 \preceq_{\in} S_2$ iff the following conditions hold.*

- (i) $x \in \Omega \in X_2$ implies $U_{S_2}(\Omega) \subseteq U_{S_1}(x)$.
- (ii) If $\Omega, \Omega' \in X_2$, $u \in U_{S_2}(\Omega)$ and $\Omega' \cap F_1(\Omega, u) \neq \emptyset$, then $\Omega' \in F_2(\Omega, u)$.

The above result, whose straightforward proof we omit, will be used in our proof of the canonicity result, Theorem VII.2. It additionally indicates constructive methods to compute a canonical abstraction S_2 of a plant S_1 if the abstract state space X_2 and the input alphabet $U_2 \subseteq U_1$ are given. From condition (ii) it follows that, if $\Omega \in X_2$, $u \in U_2$ and $F_1(x, u) \neq \emptyset$ for every $x \in \Omega$, then we may either choose $F_2(\Omega, u)$ to be empty, which is of course not desirable¹, or ensure that the latter set contains every *cell* Ω' that intersects the attainable set $F_1(\Omega, u)$ of the cell Ω under the control letter u . This can be achieved by numerically over-approximating attainable sets, for which many efficient algorithms are available, see e.g. [10] and Section VIII.

On the other hand, condition (i) requires that $F_2(\Omega, u)$ is empty whenever $F_1(x, u)$ is so for some $x \in \Omega$. This raises the question of how to detect the phenomenon of blocking of the dynamics of the plant. If the transition function F_1 is explicitly given, we assume that its description directly facilitates the detection of blocking. In the case that the plant represents a sampled system, so that F_1 is the time- τ -map of some continuous-time control system, blocking can usually be detected in the course of over-approximating attainable sets. For example, if an over-approximation W of the attainable set $F_1(\Omega, u)$ is computed using interval arithmetic, and if $F_1(x, u) = \emptyset$ for some $x \in \Omega$, then W will be unbounded, e.g. [33, Chapter II.3], which is easily detected.

B. Canonicity result

Before we state and prove the canonicity result, we introduce a technical condition that we impose on the feedback refinement relation Q from (S_1, Σ_1) to (S_3, Σ_3) , i.e.,

(C) if $\emptyset \neq Q^{-1}(x) = Q^{-1}(\tilde{x})$, $\emptyset \neq Q^{-1}(x') = Q^{-1}(\tilde{x}')$, $\tilde{x}' \in F_3(\tilde{x}, u)$, and $u \in U_{S_3}(x)$, then $x' \in F_3(x, u)$.

We point out that condition (C) is not an essential restriction and it actually holds for a great variety of different abstractions and relations. For example, it automatically holds if the abstraction S_3 is defined as a quotient system [2, Definition 4.17]. In that case, the elements of X_3 correspond to

¹One should always choose $F_2(\Omega, u) \neq \emptyset$, since it enlarges the set of control letters available to any abstract controller and thereby facilitates the solution of the abstract control problem.

the equivalence classes of an equivalence relation on X_1 . Therefore, we have that $Q^{-1}(x) = Q^{-1}(\tilde{x})$ implies $x = \tilde{x}$ and condition (C) is trivially satisfied. Similarly, relations that are based on level sets of simulation functions $V : X_1 \times X_3 \rightarrow \mathbb{R}_+$ with $X_1, X_3 \subseteq \mathbb{R}^n$, see e.g. [34], for popular choices of simulation functions like $V(x_1, x_3) = \sqrt{(x_1 - x_3)^\top P (x_1 - x_3)}$ with P being a positive definite matrix, where x^\top denotes the transpose of x , satisfy (C). In this case, the relation is given by $Q = \{(x_1, x_3) \in X_1 \times X_3 \mid V(x_1, x_3) \leq \varepsilon\}$ and again $Q^{-1}(x) = Q^{-1}(\tilde{x})$ implies $x = \tilde{x}$ and we conclude that (C) holds. Lastly, the condition (C) also holds, for the case that Q is given and the abstraction S_3 is computed using a deterministic algorithm to over-approximate attainable sets. This is immediate from the following reformulation of the condition (ii) in Definition V.2: If $x_2, x'_2 \in X_2$, $u \in U_{S_2}(x_2)$, and $Q^{-1}(x'_2) \cap F_1(Q^{-1}(x_2), u) \neq \emptyset$, then $x'_2 \in F_2(x_2, u)$.

VII.2 Theorem. *Let (S_3, Σ_3) be a control problem, in which S_3 is of the form (10). Let X_1 be any set, and assume that $Q : X_1 \rightrightarrows X_3$ satisfies the condition (C).*

Then there exist S_2 of the form (10), a relation $R \subseteq X_2 \times X_3$ and a specification Σ_2 on $U_2 \times X_2$ such that the following holds.

If $(S_1, \Sigma_1) \preceq_Q (S_3, \Sigma_3)$ and the system S_1 has state space X_1 , then $(S_1, \Sigma_1) \preceq_\infty (S_2, \Sigma_2) \preceq_R (S_3, \Sigma_3)$ and X_2 is a cover of X_1 by non-empty subsets.

Proof. We will prove that our claim holds for the following choices: $X_2 = \{\Omega \mid \emptyset \neq \Omega = Q^{-1}(x) \wedge x \in X_3\}$, $R(\Omega) = \{x \in X_3 \mid \Omega = Q^{-1}(x)\}$, $U_2 = U_3$, $F_2(\Omega, u) = R^{-1}(F_3(R(\Omega), u))$, and $(u, \Omega) \in (U_2 \times X_2)^\infty$ is an element of Σ_2 iff there exists $(u, x_3) \in \Sigma_3$ satisfying $(\Omega(t), x_3(t)) \in R$ for all t in the domain of u .

Assume now that $(S_1, \Sigma_1) \preceq_Q (S_3, \Sigma_3)$, which directly implies our claim on X_2 . It is also easy to see that S_2 is a basic Moore system with state output.

To prove $S_1 \preceq_\infty S_2$, we first notice that the condition (i) in Proposition VII.1 is obviously satisfied; it remains to establish (ii). To this end, we assume that the system S_1 takes the form (10). Let $\Omega, \Omega' \in X_2$ and $u \in U_{S_2}(\Omega)$ and assume that $\Omega' \cap F_1(\Omega, u) \neq \emptyset$. By the latter fact there exist $x_1 \in \Omega$ and $x'_1 \in \Omega' \cap F_1(x_1, u)$, and $u \in U_{S_2}(\Omega)$ implies that there exists x_3 such that $\Omega = Q^{-1}(x_3)$ and $u \in U_{S_3}(x_3)$. We pick x'_3 satisfying $\Omega' = Q^{-1}(x'_3)$. Then $(x_1, x_3), (x'_1, x'_3) \in Q$, and so $S_1 \preceq_Q S_3$ implies $x'_3 \in Q(x'_1) \subseteq F_3(x_3, u)$, and hence, $\Omega' \in F_2(\Omega, u)$. This proves $S_1 \preceq_\infty S_2$.

To prove $S_2 \preceq_R S_3$, let $(\Omega, x_3) \in R$ and $u \in U_{S_3}(x_3)$ and pick any $x_1 \in \Omega$. Then $(x_1, x_3) \in Q$, and using $S_1 \preceq_Q S_3$ we obtain $u \in U_{S_1}(x_1)$. The latter fact implies that there exists $x'_1 \in F_1(x_1, u)$, and using $S_1 \preceq_Q S_3$ again we see that $Q(x'_1) \subseteq F_3(x_3, u)$. Since Q is strict we may pick $x'_3 \in Q(x'_1)$. Then $R^{-1}(x'_3) \neq \emptyset$, and hence, $u \in U_{S_2}(\Omega)$, which proves the condition (i) in Definition V.2.

To prove (ii), let $(\Omega, x_3) \in R$, $u \in U_{S_3}(x_3)$ and $\Omega' \in F_2(\Omega, u)$. Then $\Omega' \in R^{-1}(F_3(\Omega, u))$, so there exist \tilde{x}_3 and $\tilde{x}'_3 \in F_3(\tilde{x}_3, u)$ satisfying $\Omega = Q^{-1}(\tilde{x}_3)$ and $\Omega' = Q^{-1}(\tilde{x}'_3)$. Then condition (C) implies $x'_3 \in F_3(x_3, u)$, and in turn, $R(\Omega') \subseteq F_3(x_3, u)$, which proves (ii).

To complete the proof, we notice that, by the definition of Σ_2 , Σ_3 is an abstract specification associated with S_2 , S_3 , R and Σ_2 , which shows $(S_2, \Sigma_2) \preceq_R (S_3, \Sigma_3)$. Finally, to prove $(S_1, \Sigma_1) \preceq_\infty (S_2, \Sigma_2)$, let $(u, \Omega) \in \Sigma_1$, assume that u is defined on $[0; T[$, and let $x_1 : [0; T[\rightarrow X_1$ satisfy $x_1(t) \in \Omega(t)$ for all $t \in [0; T[$. Then, by the definition of Σ_2 , there exists $(u, x_3) \in \Sigma_3$ such that $R(\Omega(t)) = \{x_3(t)\}$ for all $t \in [0; T[$. The latter condition implies $(x_1(t), x_3(t)) \in Q$, and $(S_1, \Sigma_1) \preceq_Q (S_3, \Sigma_3)$ implies $(u, x_1) \in \Sigma_1$, which completes the proof. \square

VIII. COMPUTATION OF ABSTRACTIONS FOR PERTURBED SAMPLED CONTROL SYSTEMS

In the previous section we have seen that the computation of abstractions basically reduces to the over-approximation of attainable sets of the plant. A large number of over-approximation methods have been proposed which apply to different classes of systems, e.g. [2], [9], [10], [35]–[39]. In this section, we present an approach to over-approximate attainable sets of continuous-time perturbed control systems, given as differential inclusions, based on a matrix-valued Lipschitz inequality.

A. The sampled system

Let us consider a perturbed control system of the form

$$\dot{x} \in f(x, u) + W \quad (26)$$

with $f : \mathbb{R}^n \times U \rightarrow \mathbb{R}^n$, $U \subseteq \mathbb{R}^m$ and $W \subseteq \mathbb{R}^n$. We assume throughout this section that U is non-empty, W contains the origin, and that $f(\cdot, u)$ is locally Lipschitz for all $u \in U$. We use the set W to represent various uncertainties in the dynamics of the control system (26).

For $\tau \in \mathbb{R}_+$ and an interval $I \subseteq [0, \tau]$, a *solution of (26) on I with (constant) input $u \in U$* is defined as an absolutely continuous function $\xi : I \rightarrow \mathbb{R}^n$ that satisfies $\dot{\xi}(t) \in f(\xi(t), u) + W$ for almost every (a.e.) $t \in I$. We say that ξ is *continuable to $[0, \tau]$* if there exists a solution $\bar{\xi}$ of (26) on $[0, \tau]$ with input $u \in U$ such that $\bar{\xi}|_I = \xi$.

We formulate a sampled variant of (26) as system as follows.

VIII.1 Definition. Let $S_1 = (X_1, U_1, X_1, F_1, \text{id})$ be a basic Moore system with state output and $\tau > 0$. We say that S_1 is the **sampled system** associated with the control system (26) and the **sampling time** τ , if $X_1 = \mathbb{R}^n$, $U_1 = U$ and the following holds: $x_1 \in F_1(x_0, u)$ iff there exist a solution ξ of (26) on $[0, \tau]$ with input u satisfying $\xi(0) = x_0$ and $\xi(\tau) = x_1$.

In the sequel, φ denotes the general solution of the unperturbed system associated with (26) for constant inputs. That is, if $x_0 \in \mathbb{R}^n$, $u \in U$, and $f(\cdot, u)$ is locally Lipschitz, then $\varphi(\cdot, x_0, u)$ is the unique non-continuable solution of the initial value problem $\dot{x} = f(x, u)$, $x(0) = x_0$ [33].

Similar to other approaches [11], [26] to over-approximate attainable sets that are known for *unperturbed* systems, our computation of attainable sets of the perturbed system is based on an estimate of the distance of neighboring solutions of (26).

VIII.2 Definition. Consider the sets $K \subseteq \mathbb{R}^n$, $U' \subseteq U$ and the sampling time $\tau > 0$. A map $\beta : \mathbb{R}_+^n \times U' \rightarrow \mathbb{R}_+^n$ is a **growth bound** on K , U' associated with τ and (26) if the following conditions hold for (26) and β :

- (i) $\beta(r, u) \geq \beta(r', u)$ whenever $r \geq r'$ and $u \in U'$,
- (ii) if ξ is a solution of (26) on $[0, \tau]$ with input $u \in U'$ and $\xi(0), p \in K$ then

$$|\xi(\tau) - \varphi(\tau, p, u)| \leq \beta(|\xi(0) - p|, u) \quad (27)$$

holds component-wise.

Let us emphasize some distinct features of the estimate (27). First of all, we formulate the inequality (27) component-wise, which allows to bound the difference of neighboring solutions for each state coordinate independently. Second, β is a local estimate, i.e., we require (27) to hold only for initial states in K . Moreover, β is allowed to depend on the input, but these inputs are assumed to be constant, and we do not bound the effect of different inputs on the distance of the solutions. All those properties contribute to more accurate over-approximations of the attainable sets. This, in turn, leads to less conservative abstractions which our example in Section IX-A demonstrates. Note that it is also immediate to account for extensions like time varying inputs and using different sampling times.

B. The abstraction

We continue with the construction of an abstraction S_2 of the sampled system S_1 . The state alphabet X_2 of the abstraction is defined as a cover of the state alphabet X_1 where the elements of the cover X_2 are non-empty, closed *hyper-intervals*, i.e., every element $x_2 \in X_2$ takes the form

$$[[a, b]] = \mathbb{R}^n \cap ([a_1, b_1] \times \cdots \times [a_n, b_n])$$

for some $a, b \in (\mathbb{R} \cup \{\pm\infty\})^n$, $a \leq b$.

Our notion of hyper-intervals allows elements of X_2 to be unbounded. Nevertheless, in the computation of the abstraction S_2 , we work with a subset \bar{X}_2 of compact elements of X_2 . We interpret those elements as the “real” quantizer symbols and the remaining elements as overflow symbols, see [10, Sect III.A].

VIII.3 Definition. Consider the systems S_1 and S_2 of the form (10), a set $\bar{X}_2 \subseteq X_2$ and a function $\beta : \mathbb{R}_+^n \times U_2 \rightarrow \mathbb{R}_+^n$. Given $\tau > 0$, let S_1 be the sampled system associated with (26) and sampling time τ . We call S_2 an **abstraction** of S_1 based on \bar{X}_2 and β , if

- (i) X_2 is a cover of X_1 by non-empty, closed hyper-intervals and every element $x_2 \in \bar{X}_2$ is compact;
- (ii) $U_2 \subseteq U_1$;
- (iii) $F_2(x_2, u) = \emptyset$ whenever $x_2 \in X_2 \setminus \bar{X}_2$, $u \in U_2$, and
- (iv) for $x_2 \in \bar{X}_2$, $x'_2 \in X_2$ and $u \in U_2$ we have

$$(\varphi(\tau, c, u) + \llbracket -r', r' \rrbracket) \cap x'_2 \neq \emptyset \Rightarrow x'_2 \in F_2(x_2, u), \quad (28)$$

where $\llbracket a, b \rrbracket = x_2$, $c = \frac{b+a}{2}$, $r = \frac{b-a}{2}$ and $r' = \beta(r, u)$.

Note that the implicit definition of the transition function F_2 according to (iv) in Definition VIII.3 is equivalently expressible as follows. Let $u \in U_2$ and $\llbracket a, b \rrbracket \in \bar{X}_2$, then $\llbracket a', b' \rrbracket \in X_2$ has to be an element of $F_2(\llbracket a, b \rrbracket, u)$ if

$$a' - r' \leq \varphi(\tau, c, u) \leq b' + r'$$

holds with $c = \frac{b+a}{2}$, $r = \frac{b-a}{2}$ and $r' = \beta(r, u)$.

We illustrate the transition function $F_2(x_2, u)$ of an abstraction in Fig. 5.

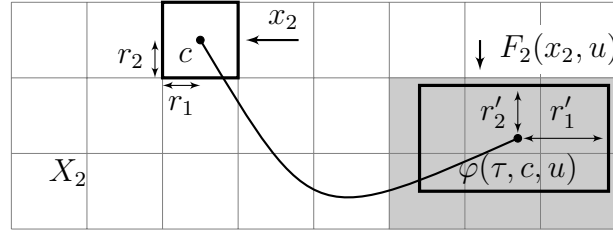


Figure 5. Illustration of the transition function of an abstraction.

VIII.4 Theorem. Consider two systems S_1 and S_2 of the form (10), $\bar{X}_2 \subseteq X_2$ and $\tau > 0$. Suppose that S_1 is the sampled system associated with (26) and sampling time τ . Let β be a growth bound on $\cup_{x_2 \in \bar{X}_2} x_2$, U_2 associated with τ and (26). If S_2 is an abstraction of S_1 based on \bar{X}_2 and β , then $S_1 \preceq_{\in} S_2$.

Proof. To verify the condition (i) in Proposition VII.1 first note that $U_{S_2}(x_2) = \emptyset$ if $x_2 \in X_2 \setminus \bar{X}_2$ by our assumption on S_2 . On the other hand, if $x_1 \in x_2 \in \bar{X}_2$, then $U_2 \subseteq U_{S_1}(x_1)$ by our assumption on β , so the condition (i) in Proposition VII.1 is satisfied. To verify the requirement (ii) in Proposition VII.1, assume that $x_2, x'_2 \in X_2$ and $u \in U_{S_2}(x_2)$. Then $x_2 \in \bar{X}_2$ by our assumption on S_2 , so $x_2 = \llbracket c - r, c + r \rrbracket$ for some c, r . Moreover, if additionally $x_1 \in x_2$ and $x'_2 \cap F_1(x_1, u) \neq \emptyset$, then by Definition VIII.1 there exists a solution $\xi : [0, \tau] \rightarrow \mathbb{R}^n$ of the system (26) with input u satisfying $\xi(0) = x_1$ and $\xi(\tau) \in x'_2$. It follows that $|\xi(0) - c| \leq r$, and hence, $|\xi(\tau) - \varphi(\tau, c, u)| \leq r'$. Then (28) implies that $x'_2 \in F_2(x_2, u)$. An application of Proposition VII.1 completes the proof. \square

C. A growth bound

In this subsection we present a specific growth bound for the case that f is continuously differentiable in its first argument and the perturbations are given by $W = \llbracket -w, w \rrbracket$ for some $w \in \mathbb{R}_+^n$. In the

following proposition, we use $D_j f_i$ to denote the partial derivative with respect to the j th component of the first argument of f_i .

VIII.5 Theorem. *Let $\tau > 0$ and let f , U and W be as in (26) with $W = \llbracket -w, w \rrbracket$ for some $w \in \mathbb{R}_+^n$. Let $U' \subseteq U$ and assume in addition that $f(\cdot, u)$ is continuously differentiable for every $u \in U'$. Furthermore, let $K \subseteq K' \subseteq \mathbb{R}^n$ with K' being convex, so that for any $u \in U'$, any $\tau' \in [0, \tau]$ and any solution ξ on $[0, \tau']$ of (26) with input u and $\xi(0) \in K$, we have $\xi(t) \in K'$ for all $t \in [0, \tau']$. Lastly, let the parametrized matrix $L: U' \rightarrow \mathbb{R}^{n \times n}$ satisfy*

$$L_{i,j}(u) \geq \begin{cases} D_j f_i(x, u), & \text{if } i = j, \\ |D_j f_i(x, u)|, & \text{otherwise} \end{cases}$$

for all $x \in K'$ and all $u \in U'$. Then any ξ as above is continuable to $[0, \tau]$, and the map β given by

$$\beta(r, u) = e^{L(u)\tau} r + \int_0^\tau e^{L(u)s} w \, ds$$

is a growth bound on K , U' associated with τ and (26).

Theorem VIII.5 can be applied quite easily for obtaining growth bounds. Firstly, the computation of an a priori enclosure K' to solutions of (26) is standard, e.g. [40] and the references therein. Secondly, the parametrized matrix L requires bounding partial derivatives on K' . Such bounds can be computed in an automated way using, e.g., interval arithmetic [41]. Finally, given L , the evaluation of the expression for β is straightforward.

We emphasize that Theorem VIII.5 provides only one of several methods to over-approximate attainable sets. Any over-approximation method can be used to compute abstractions based on feedback refinement relations.

Having a growth bound at hand, the application of Theorem VIII.4 becomes a routine task. Examples are presented in the next section.

For the proof of Theorem VIII.5 we need the following auxiliary result, which appears in [42] without proof.

VIII.6 Lemma. *Let $\tau > 0$ and $A \subseteq \mathbb{R}^n$. Let $\xi_i: [0, \tau] \rightarrow A$, $i \in \{1, 2\}$, be two perturbed solutions of a dynamical system with continuous right hand side $f: \mathbb{R}^n \rightarrow \mathbb{R}^n$, i.e., the maps ξ_i are absolutely continuous and satisfy*

$$|\dot{\xi}_i(t) - f(\xi_i(t))| \leq w_i(t) \quad \text{for a.e. } t \in [0, \tau],$$

where $w_i: [0, \tau] \rightarrow \mathbb{R}_+^n$, $i \in \{1, 2\}$, are integrable. Consider a matrix $L \in \mathbb{R}^{n \times n}$ with $L_{i,j} \geq 0$ for $i \neq j$ and suppose that for all $x, y \in A$ we have

$$x_i \geq y_i \Rightarrow f_i(x) - f_i(y) \leq \sum_{j=1}^n L_{i,j} |x_j - y_j|. \quad (29)$$

Let $\rho: [0, \tau] \rightarrow \mathbb{R}_+^n$ be absolutely continuous and satisfying

$$\dot{\rho}(t) = L\rho(t) + w_1(t) + w_2(t)$$

for a.e. $t \in [0, \tau]$. Then $|\xi_1(0) - \xi_2(0)| \leq \rho(0)$ implies $|\xi_1(t) - \xi_2(t)| \leq \rho(t)$ for every $t \in [0, \tau]$.

Proof. Let $\tilde{\rho}: [0, \tau] \rightarrow \mathbb{R}_+^n$ be absolutely continuous such that $\tilde{\rho}(0) = \rho(0)$ and $\tilde{\rho}'(t) = L\tilde{\rho}(t) + w_1(t) + w_2(t) + \varepsilon$ for some $\varepsilon \in (\mathbb{R}_+ \setminus \{0\})^n$ and a.e. $t \in [0, \tau]$. We shall prove that

$$|\xi_1(t) - \xi_2(t)| \leq \tilde{\rho}(t) \quad (30)$$

holds for all $t \in [0, \tau]$, so that the lemma follows from a limit argument. To this end, denote the function $\xi_1 - \xi_2 - \tilde{\rho}$ on $[0, \tau]$ by z and let $t_0 = \sup\{t \in [0, \tau] \mid \forall_{s \in [0, t]} z(s) \leq 0\}$. Then $t_0 \geq 0$ as

$|\xi_1(0) - \xi_2(0)| \leq \rho(0)$, and since we can interchange the roles of ξ_1 and ξ_2 if necessary, we may assume without loss of generality that (30) holds for all $t \in [0, t_0]$. It remains to show that $t_0 = \tau$.

Assume that $t_0 < \tau$. Using (30), a continuity argument shows that we may choose $t_2 \in]t_0, \tau]$ and $i \in [1; n]$ such that $z_i(t_2) > 0$, $z_i(t_0) = 0$ and

$$\varepsilon_i + \sum_{j=1}^n L_{i,j} \tilde{\rho}_j(t) \geq \sum_{j=1}^n L_{i,j} |\xi_{1,j}(t) - \xi_{2,j}(t)| \quad (31)$$

for all $t \in [t_0, t_2]$. Define $t_1 = \sup\{t \in [t_0, t_2] \mid z_i(t) \leq 0\}$ and note that $z_i(t_1) = 0$ as z_i is continuous. The inequality $z'_i(t) \leq f_i(\xi_1(t)) - f_i(\xi_2(t)) + w_{1,i}(t) + w_{2,i}(t) - \tilde{\rho}'_i(t)$ for a.e. $t \in [t_1, t_2]$ and the definition of $\tilde{\rho}$ then imply that

$$z_i(t_2) \leq \int_{t_1}^{t_2} (f_i(\xi_1(t)) - f_i(\xi_2(t)) - \sum_{j=1}^n L_{i,j} \tilde{\rho}_j(t) - \varepsilon_i) dt.$$

Thus, $z_i(t_2) \leq 0$ by (31) and (29). This contradicts our choice of t_2 , and so $t_0 = \tau$. \square

Proof of Theorem VIII.5. Fix $p \in K$, $u \in U'$ and note that $\beta(r, u) \geq \beta(r', u)$ if $r \geq r'$ as all entries of $e^{L(u)\tau}$ are non-negative [43]. Next, we show that condition (ii) in Definition VIII.2 holds. In order to apply Lemma VIII.6 we shall establish (29) for K' , $f(\cdot, u)$ and $L(u)$ in place of A , f and L . Indeed, by the mean value theorem, there exists $z \in \{x + t(y - x) \mid t \in [0, 1]\}$ such that $f_i(x, u) - f_i(y, u) = \sum_{j=1}^n D_j f_i(z, u)(x_j - y_j)$. Hence, by the definition of L , we obtain (29). Now, let ξ be a solution on $[0, \tau]$ of (26) with input u such that $\xi(0) \in K$. By Filippov's Lemma [44], there exists an integrable map $s: [0, \tau] \rightarrow W$ such that $\dot{\xi}(t) = f(\xi(t), u) + s(t)$ for a.e. $t \in [0, \tau]$. So, apply Lemma VIII.6 to $f(\cdot, u)$, K' , $\varphi(\cdot, p, u)$, ξ , 0 , w and $L(u)$ in place of f , A , ξ_1 , ξ_2 , w_1 , w_2 and L , respectively, to obtain $|\xi(\tau) - \varphi(\tau, p, u)| \leq \beta(|\xi(0) - p|, u)$.

Finally, suppose there exists $\xi: [0, \tau'] \rightarrow K'$ as in the statement of the theorem that is not continuable to $[0, \tau]$. Then, there exist $t_0 \in [0, \tau]$ and a solution $\bar{\xi}: [0, t_0[\rightarrow \mathbb{R}^n$ of (26) with input u such that $\bar{\xi}|_{[0, \tau']} = \xi$ and $\bar{\xi}(t)$ becomes unbounded as $t \in [0, t_0[$ approaches t_0 [45]. On the other hand, applying Lemma VIII.6 to $f(\cdot, u)$, K' , $\bar{\xi}|_{[0, t]}$, $\xi(0)$, w , $|f(\xi(0), u)|$, $L(u)$ and t in place of f , A , ξ_1 , ξ_2 , w_1 , w_2 , L and τ we conclude that $|\bar{\xi}(t) - \xi(0)|$ is uniformly bounded for $t \in [0, t_0[$, which is a contradiction. \square

IX. EXAMPLES

In this section, we demonstrate the practicality of our approach on two reach-avoid problems.

IX.1 Definition. Let $S = (X, U, X, F, \text{id})$ be given and let $A_0, A_a, A_r \subseteq X$. A specification Σ on $U \times X$ is a **reach-avoid specification** associated with S , A_0 , A_a and A_r if Σ equals the union over $T \in \mathbb{N} \cup \{\infty\}$ of the sets

$$\{(u, x): [0; T[\rightarrow U \times X \mid x(0) \in A_0 \Rightarrow (\exists_{s \in [0; T[} x(s) \in A_r \wedge \forall_{t \in [0; s[} x(t) \notin A_a)\}.$$

In words, S satisfies Σ iff any state trajectory of S starting from A_0 reaches the set A_r in finite time while avoiding the set A_a .

Definition IX.1 gives rise to the following remark. Let S_1 and S_2 be systems of the form (10) satisfying $S_1 \preceq S_2$. Let Σ_1 be a reach-avoid specification associated with S_1 , $A_{1,0}$, $A_{1,a}$ and $A_{1,r}$. Then, the reach-avoid specification Σ_2 associated with S_2 and

$$A_{2,0} = \{\Omega \in X_2 \mid \Omega \cap A_{1,0} \neq \emptyset\}, \quad (32a)$$

$$A_{2,a} = \{\Omega \in X_2 \mid \Omega \cap A_{1,a} \neq \emptyset\}, \quad (32b)$$

$$A_{2,r} = \{\Omega \in X_2 \mid \Omega \subseteq A_{1,r}\} \quad (32c)$$

is an abstract specification associated with S_1 , S_2 , \in and Σ_1 . Indeed, it is readily seen that Σ_2 satisfies the condition in Definition VI.2.

A. A path planning problem for a mobile robot

We consider a control problem for a mobile robot as given in [11, Sec. V]. The dynamics of the system are of the form (26), where $f: \mathbb{R}^3 \times U \rightarrow \mathbb{R}^3$ is given by

$$f(x, (u_1, u_2)) = \begin{pmatrix} u_1 \cos(\alpha + x_3) \cos(\alpha)^{-1} \\ u_1 \sin(\alpha + x_3) \cos(\alpha)^{-1} \\ u_1 \tan(u_2) \end{pmatrix}$$

with $U = [-1, 1] \times [-1, 1]$ and $\alpha = \arctan(\tan(u_2)/2)$. Here, (x_1, x_2) is the position and x_3 is the orientation of the robot in the 2-dimensional plane. The control inputs u_1 and u_2 are the velocity and the steering angle of the robot. Perturbations are not acting on the system dynamics, i.e., $W = \{(0, 0, 0)\}$.

In [11], the concrete control problem, denoted by (S_1, Σ_1) below, consists of the sampled system associated with (26) and sampling time $\tau = 0.3$, and of the objective to steer the robot through a maze. More formally, Σ_1 is a reach-avoid specification associated with S_1 and the following sets. For

$$c = \pi + 0.2$$

we have $A_{1,0} = \{(0.4, 0.4, 0)\}$, $A_{1,r} = [9, 9.5] \times [0, 0.5] \times [-c, c]$ and the set $A_{1,a}$ is indicated in dark blue in Fig. 6. (The third component of $A_{1,a}$ equals $[-c, c]$.)

We proceed with computing an abstraction for S_1 . As in [11], we let the abstraction S_2 be a basic system of the form (10) as follows. X_2 is a cover of \mathbb{R}^3 such that \bar{X}_2 in Definition VIII.3 is given by shifted copies of the hyper-interval

$$\left[-\frac{1}{10}, \frac{1}{10}\right] \times \left[-\frac{1}{10}, \frac{1}{10}\right] \times \left[-\frac{c}{35}, \frac{c}{35}\right],$$

whose the centers correspond to the set

$$\frac{2}{10} [0; 50] \times \frac{2}{10} [0; 50] \times \frac{2c}{35} [-17; 17]$$

removing the copies intersecting $A_{1,a}$. The input alphabet is given by $U_2 = \{0, \pm 0.3, \pm 0.6, \pm 0.9\} \times \{0, \pm 0.3, \pm 0.6, \pm 0.9\}$.

According to Theorem VIII.5, a growth bound on \mathbb{R}^3 , U_2 associated with τ and (26) is given by $\beta(r, u) = e^{L(u)\tau} r$, where $L: U_2 \rightarrow \mathbb{R}^{3 \times 3}$ is given by $L_{1,3}(u_1, u_2) = L_{2,3}(u_1, u_2) = |u_1 \sqrt{\tan^2(u_2)/4 + 1}|$, and $L_{i,j}(u_1, u_2) = 0$ for $(i, j) \notin \{(1, 3), (2, 3)\}$. We apply Theorem VIII.4 to compute a transition function for S_2 such that $S_1 \preceq S_2$. The computation takes 2.33 seconds (Intel Core i7 2.9 GHz) resulting in an abstraction having 28398299 transitions. Next, we solve the abstract control problem (S_2, Σ_2) , where Σ_2 is the reach-avoid specification associated with S_2 and (32). The controller synthesis for (S_2, Σ_2) , which uses a standard technique [46], is successfully completed within 0.22 seconds. Thus, by Theorem VI.3 we solved the concrete control problem (S_1, Σ_1) . See Fig. 6. (The run times stated in [11] are 13509 seconds for an abstraction with 34020088 transitions and 535 seconds for the controller synthesis (Intel Core 2 Duo 2.4 GHz).)

We would like to discuss two of the advantages of the growth bounds we have introduced in Section VIII, on the example of β . As we already mentioned, β bounds each component of neighboring solutions separately, which can be directly seen by the formula $\beta(r, u) = r + r_3 \cdot L_{1,3}(u_1, u_2) \cdot (\tau, \tau, 0)^\top$. This distinguishes β from an estimate based on a norm. Moreover, β depends on the input, which is crucial for the present example. Indeed, the function $e^{(\sup L)\tau} r$, where $\sup L \in \mathbb{R}^{3 \times 3}$ is given by $(\sup L)_{i,j} = \sup_{u \in U_2} L_{i,j}(u)$, is also a growth bound on \mathbb{R}^3 , U_2 associated with τ and (26). However, this growth bound results in an abstraction having 36002897 transitions which leads to an unsolvable abstract control problem.

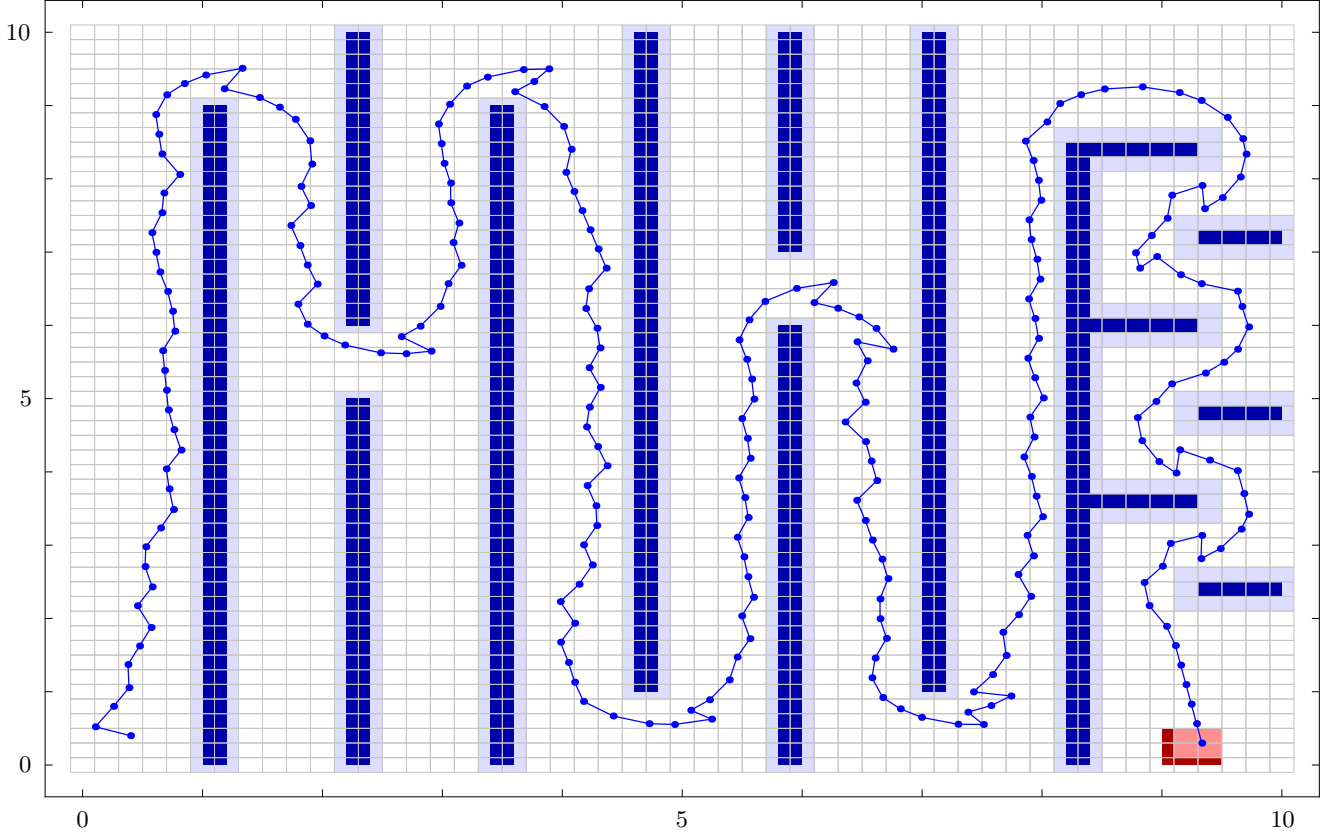


Figure 6. Projection of the states of S_1 and S_2 , respectively, to $\mathbb{R}^2 \times \{0\}$. The sets $A_{1,a}$ and $A_{1,r}$ are indicated in dark blue and red, respectively. The states in $A_{2,a}$ and $A_{2,r}$ are indicated in light blue and light red, respectively. A closed-loop trajectory of the concrete control problem is shown.

B. An aircraft landing maneuver

We consider an aircraft DC9-30 whose dynamics we model as follows. (For a detailed discussion of the modeling we refer the reader to [47] and the references therein.) We use x_1, x_2, x_3 to denote the state variables, which respectively correspond to the velocity, the flight path angle and the altitude of the aircraft. The input alphabet is given by $U = [0, 160 \cdot 10^3] \times [0^\circ, 10^\circ]$ and represents the thrust of the engines (in Newton) and the angle of attack. The dynamics are given by $f: \mathbb{R}^3 \times U \rightarrow \mathbb{R}^3$,

$$f(x, u) = \begin{pmatrix} \frac{1}{m} (u_1 \cos u_2 - D(u_2, x_1) - mg \sin x_2) \\ \frac{1}{mx_1} (u_1 \sin u_2 + L(u_2, x_1) - mg \cos x_2) \\ x_1 \sin x_2 \end{pmatrix},$$

where $D(u_2, x_1) = (2.7 + 3.08 \cdot (1.25 + 4.2 \cdot u_2)^2) \cdot x_1^2$, $L(u_2, x_1) = (68.6 \cdot (1.25 + 4.2 \cdot u_2)) \cdot x_1^2$ and $mg = 60 \cdot 10^3 \cdot 9.81$ account for the drag, lift and gravity, respectively [47].

We consider the input disturbance $P_1: U \rightrightarrows U$ given by $P_1(u) = (u + [-5 \cdot 10^3, 5 \cdot 10^3] \times [-0.25^\circ, 0.25^\circ]) \cap U$ and measurement errors of the form $P_2: \mathbb{R}^3 \rightrightarrows \mathbb{R}^3$ given by $P_2(x) = x + \frac{1}{20} [-0.25, 0.25] \times \frac{1}{20} [-0.05^\circ, 0.05^\circ] \times \frac{1}{20} [-1, 1]$. We do not consider any further disturbances, i.e., we let $W = \{(0, 0, 0)\}$, $P_3 = \text{id}$, and $P_4 = \text{id}$.

Let $S_1 = (X_1, U_1, X_1, F_1, \text{id})$ be the sampled system associated with (26) and the sampling time $\tau = 0.25$. We aim at steering the aircraft from an altitude of 55 meters close to the ground with an appropriate total and horizontal touchdown velocity. More formally, we consider the reach-avoid

specification Σ_1 associated with S_1 and

$$\begin{aligned} A_0 &= [80, 82] \times [-2^\circ, -1^\circ] \times \{55\}, \\ A_a &= \mathbb{R}^3 \setminus ([58, 83] \times I \times [0, 56]), \\ A_r &= ([63, 75] \times I \times [0, 2.5]) \cap \{x \in \mathbb{R}^3 \mid x_1 \sin x_2 \geq -0.91\}, \end{aligned}$$

where $I = [-3^\circ, 0^\circ]$.

As detailed in Section VI-B, the perturbed control problem is solved through an auxiliary unperturbed control problem. To begin with, define the basic system \hat{S}_1 by (24) with $\hat{U}_1 = U$. Next, let X be a cover of \mathbb{R}^3 formed by subdividing $\mathbb{R}^3 \setminus A_a$ into $210 \cdot 210 \cdot 210$ hyper-intervals, and suitable unbounded hyper-intervals. Define $X_2 = \{P_2^{-1}(\Omega) \mid \Omega \in X\}$ and let \bar{X}_2 be the subset of compact elements of X_2 that do not intersect A_a . Define the abstraction for \hat{S}_1 as the basic system S_2 given by (10), where $U_2 = \{0, 32000\} \times U'$, U' contains precisely 10 inputs equally spaced in $[0^\circ, 8^\circ]$. We apply Theorem VIII.5 with $w = M(5000, 0.25^\circ)^\top \leq (0.108, 0.002, 0)^\top$ and a suitable a priori enclosure K' to obtain a growth bound, where $M \in \mathbb{R}_+^{2 \times 3}$ satisfies $M_{i,j} \geq |D_{j,2}f_i(x, u)|$ for all $x \in K'$ and $u \in P_1(U_2)$. Here, $D_{j,2}f_i$ stands for the partial derivative with respect to the j th component of the second argument of f_i . Note that w accounts for the perturbation P_1 . Then, we use Theorem VIII.4 to compute F_2 such that $\hat{S}_1 \preceq_{\in} S_2$. The computation takes 674 seconds resulting in an abstraction with about $9.38 \cdot 10^9$ transitions (Intel Xeon E5 3.1 GHz). Finally, it takes 26 seconds to solve the abstract control problem (S_2, Σ_2) using a standard technique [46], where Σ_2 is the reach-avoid specification associated with S_2 and (32). By Corollary VI.5 the behavior of the perturbed closed loop is a subset of Σ_1 . See Fig. 7.

We proceed to make some comments on solving perturbed control problems. At first, Theorem VIII.5 allows to deal with time-varying input perturbations, when the theorem is applied as in this example. Second, accounting for measurement errors only requires inflating the cells that would have been used if measurement errors were not present. To conclude, perturbed control problems can be solved in our framework by using canonical abstractions.

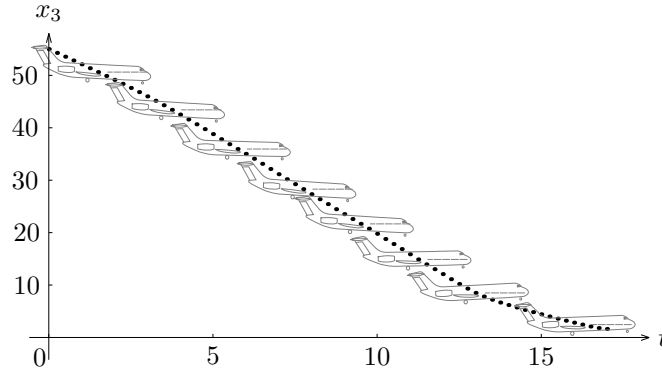


Figure 7. Time evolution of the altitude of the aircraft in the closed loop. The aircraft pitch $u_2 + x_2$ is indicated for 8 instants of time.

X. CONCLUSIONS

We have presented a novel approach to abstraction-based controller synthesis which builds on the concept of feedback refinement relation introduced in the present paper. Our framework incorporates several distinct features. Foremost, the designed controllers require quantized (or symbolic) state information only and are connected to the plant via a static quantizer, which is particularly important for any practical implementation of the controller. Our work permits the synthesis of robust correct-by-design controllers in the presence of various uncertainties and disturbances, and more generally, applies to a broader class of synthesis problems than previous research addressing the state information and refinement complexity issues as explained and illustrated in Sections I and IV. Moreover, we do

not assume that the controller is able to set the initial state of the plant, which is also important in the context of practical control systems.

We have additionally identified a class of canonical abstractions, and have presented a method to compute such abstractions for perturbed nonlinear control systems. We utilized numerical examples to illustrate that our construction is more efficient than similar approaches and, simultaneously, demonstrate the applicability of our synthesis framework.

ACKNOWLEDGMENT

The authors thank M. Mazo (Delft), T. Moor (Erlangen), P. Tabuada (Los Angeles) and M. Zamani (München) for fruitful discussions about this research.

REFERENCES

- [1] S. Palnitkar, *Verilog HDL: A Guide to Digital Design and Synthesis*, 2nd ed. Prentice Hall PTR, 2003.
- [2] P. Tabuada, *Verification and control of hybrid systems*. New York: Springer, 2009.
- [3] E. A. Emerson and E. M. Clarke, “Using branching time temporal logic to synthesize synchronization skeletons,” *Science of Computer programming*, vol. 2, no. 3, pp. 241–266, 1982.
- [4] A. Pnueli and R. Rosner, “On the synthesis of an asynchronous reactive module,” in *Proc. 16th Intl. Coll. Automata, languages and programming, Stresa, Italy, Jul. 11-15, 1989*, ser. Lect. Notes Computer Science. Springer, Berlin, 1989, vol. 372, pp. 652–671.
- [5] A. Pnueli and R. Rosner, “On the synthesis of a reactive module,” in *Proc. 16th ACM SIGPLAN-SIGACT Symp. Principles of Programming Languages (POPL), Austin, Texas, USA, Jan. 11-13, 1989*. New York, NY, USA: ACM, 1989, pp. 179–190.
- [6] M. Y. Vardi, “An automata-theoretic approach to fair realizability and synthesis,” in *Proc. 7th Intl. Conf. Computer Aided Verification (CAV), Liège, Belgium, Jul. 3-5, 1995*, ser. Lect. Notes Computer Science, vol. 939. London, UK: Springer-Verlag, 1995, pp. 267–278.
- [7] R. Bloem, B. Jobstmann, N. Piterman, A. Pnueli, and Y. Sa’ar, “Synthesis of reactive(1) designs,” *J. Comput. System Sci.*, vol. 78, no. 3, pp. 911–938, 2012.
- [8] X. D. Koutsoukos, P. J. Antsaklis, J. A. Stiver, and M. D. Lemmon, “Supervisory control of hybrid systems,” *Proc. IEEE*, vol. 88, no. 7, pp. 1026–1049, Jul. 2000.
- [9] M. Kloetzer and C. Belta, “A fully automated framework for control of linear systems from temporal logic specifications,” *IEEE Trans. Automat. Control*, vol. 53, no. 1, pp. 287–297, 2008.
- [10] G. Reißig, “Computing abstractions of nonlinear systems,” *IEEE Trans. Automat. Control*, vol. 56, no. 11, pp. 2583–2598, Nov. 2011, DOI:10.1109/TAC.2011.2118950, arXiv:0910.2187.
- [11] M. Zamani, G. Pola, M. Mazo, Jr., and P. Tabuada, “Symbolic models for nonlinear control systems without stability assumptions,” *IEEE Trans. Automat. Control*, vol. 57, no. 7, pp. 1804–1809, 2012.
- [12] G. Reissig and M. Rungger, “Feedback refinement relations for symbolic controller synthesis,” in *Proc. IEEE Conf. Decision and Control (CDC), Los Angeles, CA, U.S.A., 15-17 Dec. 2014*. New York: IEEE, 2014, pp. 88–94. [Online]. Available: <http://dx.doi.org/10.1109/CDC.2014.7039364>
- [13] L. Benvenuti, A. Ferrari, E. Mazzi, and A. Sangiovanni-Vincentelli, “Contract-based design for computation and verification of a closed-loop hybrid system,” in *Proc. 11th Intl. Conf. Hybrid Systems: Computation and Control (HSCC), St. Louis, USA, Apr. 22-24, 2008*, vol. 4981. Springer, 2008, pp. 58–71.
- [14] S. Tripakis, B. Lickly, T. A. Henzinger, and E. A. Lee, “A theory of synchronous relational interfaces,” *ACM Trans. Program. Lang. Syst.*, vol. 33, no. 4, p. 14, 2011.
- [15] T. Moor, K. Schmidt, and T. Wittmann, “Abstraction-based control for not necessarily closed behaviours,” in *Proc. 18th IFAC World Congress, Milano, Italy, Aug. 28 - Sep. 2, 2011*. IFAC, 2011, pp. 6988–6993.
- [16] C. Baier and J.-P. Katoen, *Principles of model checking*. MIT Press, Cambridge, MA, 2008.
- [17] E. D. Sontag, *Mathematical control theory*, 2nd ed., ser. Texts in Applied Mathematics. New York: Springer-Verlag, 1998, vol. 6, deterministic finite-dimensional systems.
- [18] G. Kreisselmeier and T. Birkhölzer, “Numerical nonlinear regulator design,” *IEEE Trans. Automat. Control*, vol. 39, no. 1, pp. 33–46, 1994.
- [19] L. Grüne and O. Junge, “Approximately optimal nonlinear stabilization with preservation of the Lyapunov function property,” in *Proc. 46th IEEE Conf. Decision and Control (CDC), New Orleans, Louisiana, U.S.A., 2007*. New York: IEEE, 2007, pp. 702–707.
- [20] B. Yordanov, J. Tumova, I. Cerna, J. Barnat, and C. Belta, “Temporal logic control of discrete-time piecewise affine systems,” *IEEE Trans. Automat. Control*, vol. 57, no. 6, pp. 1491–1504, 2012.
- [21] J. Liu, N. Ozay, U. Topcu, and R. Murray, “Synthesis of reactive switching protocols from temporal logic specifications,” *IEEE Trans. Automat. Control*, vol. 58, no. 7, pp. 1771–1785, 2013.
- [22] A. Girard, “Low-complexity quantized switching controllers using approximate bisimulation,” *Nonlinear Anal. Hybrid Syst.*, vol. 10, pp. 34–44, 2013.
- [23] E. Dallal, A. Colombo, D. Del Vecchio, and S. Lafortune, “Supervisory control for collision avoidance in vehicular networks with imperfect measurements,” in *Proc. 52th IEEE Conf. Decision and Control (CDC), Florence, Italy, 10-13 Dec. 2013*. New York: IEEE, 2013, pp. 6298–6303.

- [24] J. Liu and N. Ozay, “Abstraction, discretization, and robustness in temporal logic control of dynamical systems,” in *Proc. 17th Intl. Conf. Hybrid Systems: Computation and Control (HSCC), Berlin, Germany, Apr. 15-17, 2014*, 2014, pp. 293–302.
- [25] P. Tabuada and G. J. Pappas, “Linear time logic control of discrete-time linear systems,” *IEEE Trans. Automat. Control*, vol. 51, no. 12, pp. 1862–1877, 2006.
- [26] M. Rungger and O. Stursberg, “On-the-fly model abstraction for controller synthesis,” in *American Control Conference (ACC)*, 2012, pp. 2645–2650.
- [27] R. T. Rockafellar and R. J.-B. Wets, *Variational analysis*, ser. Grundlehren der Mathematischen Wissenschaften. Berlin: Springer-Verlag, 1998, vol. 317, 3rd corr printing 2009.
- [28] M. Vidyasagar, *Input-output analysis of large-scale interconnected systems*, ser. Lect. Notes Control Inform. Sciences. Berlin: Springer-Verlag, 1981, vol. 29, decomposition, well-posedness and stability.
- [29] R. J. van Glabbeek, “The linear time-branching time spectrum. I. The semantics of concrete, sequential processes,” in *Handbook of process algebra*, J. A. Bergstra, A. Ponse, and S. A. Smolka, Eds. Amsterdam: North-Holland, 2001, pp. 3–99.
- [30] O. Kupferman and M. Y. Vardi, “Model checking of safety properties,” in *Proc. 11th Intl. Conf. Computer Aided Verification (CAV), Trento, Italy, Jul. 6-10, 1999*, ser. Lect. Notes Computer Science. Springer, Berlin, 1999, vol. 1633, pp. 172–183.
- [31] G. Reissig and M. Rungger, “Abstraction-based solution of optimal stopping problems under uncertainty,” in *Proc. IEEE Conf. Decision and Control (CDC), Florence, Italy, 10-13 Dec. 2013*. New York: IEEE, 2013, pp. 3190–3196, DOI:10.1109/CDC.2013.6760370.
- [32] G. E. Fainekos, A. Girard, H. Kress-Gazit, and G. J. Pappas, “Temporal logic motion planning for dynamic robots,” *Automatica J. IFAC*, vol. 45, no. 2, pp. 343–352, 2009.
- [33] P. Hartman, *Ordinary differential equations*, ser. Classics in Applied Mathematics. Philadelphia, PA, U.S.A.: Society for Industrial and Applied Mathematics (SIAM), 2002, vol. 38.
- [34] A. Girard and G. J. Pappas, “Approximation metrics for discrete and continuous systems,” *IEEE Trans. Automat. Control*, vol. 52, no. 5, pp. 782–798, 2007.
- [35] O. Junge, “Rigorous discretization of subdivision techniques,” in *International Conference on Differential Equations, Vol. 1, 2 (Berlin, 1999)*. World Sci. Publ., River Edge, NJ, 2000, pp. 916–918.
- [36] J. A. Stiver, X. D. Koutsoukos, and P. J. Antsaklis, “An invariant-based approach to the design of hybrid control systems,” *Internat. J. Robust Nonlinear Control*, vol. 11, no. 5, pp. 453–478, 2001, hybrid systems in control.
- [37] A. Girard and G. J. Pappas, “Approximate bisimulations for nonlinear dynamical systems,” in *Proc. 44th IEEE Conf. Decision and Control, and the Europ. Control Conf., Seville, Spain, Dec. 12-15, 2005*. IEEE, 2005, pp. 684–689.
- [38] G. Osipenko, *Dynamical systems, graphs, and algorithms*, ser. Lecture Notes in Mathematics. Berlin: Springer-Verlag, 2007, vol. 1889.
- [39] A. Weber and G. Reissig, “Classical and strong convexity of sublevel sets and application to attainable sets of nonlinear systems,” *SIAM J. Control Optim.*, vol. 52, no. 5, pp. 2857–2876, 2014, DOI:10.1137/130945983, arXiv:1311.4989. [Online]. Available: <http://dx.doi.org/10.1137/130945983>
- [40] N. S. Nedialkov, K. R. Jackson, and G. F. Corliss, “Validated solutions of initial value problems for ordinary differential equations,” *Appl. Math. Comput.*, vol. 105, no. 1, pp. 21–68, 1999.
- [41] R. E. Moore, *Interval analysis*. Englewood Cliffs, N.J.: Prentice-Hall Inc., 1966.
- [42] W. Walter, *Differential and integral inequalities*, ser. Translated from the German by Lisa Rosenblatt and Lawrence Shampine. Ergebnisse der Mathematik und ihrer Grenzgebiete, Band 55. New York: Springer-Verlag, 1970.
- [43] T. Kato, *A short introduction to perturbation theory for linear operators*. New York: Springer-Verlag, 1982.
- [44] A. F. Filippov, “On certain questions in the theory of optimal control,” *J. SIAM Control Ser. A*, vol. 1, pp. 76–84, 1962.
- [45] A. F. Filippov, *Differential equations with discontinuous righthand sides*, ser. Mathematics and its Applications (Soviet Series). Kluwer Academic Publishers Group, Dordrecht, 1988, vol. 18, translated from the Russian.
- [46] G. Gallo, G. Longo, S. Pallottino, and S. Nguyen, “Directed hypergraphs and applications,” *Discrete Appl. Math.*, vol. 42, no. 2-3, pp. 177–201, 1993, combinatorial structures and algorithms.
- [47] I. Mitchell, A. Bayen, and C. Tomlin, “Validating a hamilton-jacobi approximation to hybrid system reachable sets,” in *Proc. 4th Intl. Conf. Hybrid Systems: Computation and Control (HSCC), Rome, Italy, Mar. 28-30, 2001*, ser. Lect. Notes Computer Science, M. Di Benedetto and A. Sangiovanni-Vincentelli, Eds., vol. 2034. Springer, 2001, pp. 418–432.