

CONSTRUCTING BUILDINGS AND HARMONIC MAPS

LUDMIL KATZARKOV, ALEXANDER NOLL, PRANAV PANDIT,
AND CARLOS SIMPSON

ABSTRACT. In a continuation of our previous work [17], we outline a theory which should lead to the construction of a universal pre-building and versal building with a ϕ -harmonic map from a Riemann surface, in the case of two-dimensional buildings for the group SL_3 . This will provide a generalization of the space of leaves of the foliation defined by a quadratic differential in the classical theory for SL_2 . Our conjectural construction would determine the exponents for SL_3 WKB problems, and it can be put into practice on examples.

1. INTRODUCTION

Let X be a Riemann surface, compact for now. The moduli spaces of representations, vector bundles with connection, and semistable Higgs bundles denoted M_B , M_{DR} and M_H respectively, are isomorphic as spaces, and we denote the common underlying space just by M . This space has three different algebraic structures, and the Betti and de Rham ones share the same complex manifold.

These algebraic varieties are noncompact, indeed M_B is affine, but they have compactifications. First, \overline{M}_{DR} and \overline{M}_H are natural orbifold compactifications, and when M itself is smooth, the orbifold compactifications are smooth.

The Betti moduli space, otherwise usually known as the character variety, admits many natural compactifications. Indeed the mapping class group acts on M_B but it doesn't stabilize any one of them. Gross, Hacking, Keel and Kontsevich [10] have recently studied more closely the problem of compactifying M_B and show that there are indeed some optimal choices with good properties.

Morgan-Shalen [21] for SL_2 , and recently Parreau [22] for groups of higher rank, construct a compactification of M where the points at ∞ are actions of the fundamental group on \mathbb{R} -buildings. This compactification is related to the inverse limit of the algebraic compactifications of M_B , and we shall call it \overline{M}_B^P .

Let \overline{M}^{TSC} be the Tychonoff-Stone-Čech compactification. It is universal, so it maps to the other ones. The points at infinity may be identified with non-principal ultrafilters¹ ω on M . We may therefore consider the maps

$$\begin{array}{ccc} \overline{M}_H & \leftarrow \overline{M}^{TSC} & \rightarrow \overline{M}_B^P \\ & \downarrow & \\ & \overline{M}_{DR} & \end{array}$$

Given a non-principal ultrafilter ω , consider its image ω_{DR} in \overline{M}_{DR} (resp. ω_H in \overline{M}_H) and its image ω_B^P in \overline{M}_B^P .

Our basic question is to understand the relationship between ω_{DR} (resp. ω_H) and ω_B^P . In what follows we concentrate on ω_{DR} but there are also conjectures for ω_H as mentioned in [17], with recent results by Collier and Li [5].

The divisors at infinity in \overline{M}_{DR} and \overline{M}_H are both the same. They are

$$D = M_H^*/\mathbb{C}^*$$

where $M_H^* := M_H - \text{Nilp}$ is the complement of the nilpotent cone. Recall that $\text{Nilp} = f^{-1}(0)$ where $f : M_H \rightarrow \mathbb{A}^N$ is the Hitchin fibration.

Hence ω_{DR} (and similarly ω_H) may be identified as an equivalence class of points in M_H^* modulo the action of \mathbb{C}^* . We may therefore write

$$\omega_{DR} = (E, \varphi)$$

as a semistable Higgs bundle, such that the Higgs field φ is not nilpotent, and this identification holds up to nonzero complex scaling of φ .

It turns out that the essential features of the correspondence with \overline{M}_B^P depend not on φ up to complex scaling, but up to real scaling. We therefore introduce the *real blowing up* \widetilde{M}_{DR} of \overline{M}_{DR} along the divisor D . It is still a compactification of M_{DR} . The boundary at infinity is \widetilde{D} which is an S^1 -bundle over D , with

$$\widetilde{D} = M_H^*/\mathbb{R}^{+,*}.$$

Let $\widetilde{\omega}_{DR}$ denote the image of ω in $\widetilde{D} \subset \widetilde{M}_{DR}$. We may again write

$$\widetilde{\omega}_{DR} = (E, \varphi)$$

but this time φ is defined up to positive real scaling.

We denote by ϕ the *spectrum* of φ . It consists of a multivalued tuple of holomorphic differential forms on X . This is equivalent to saying

¹Here, by an ultrafilter on a normal (T_4) topological space, we mean a maximal filter consisting of closed subsets, as were considered by Wallman [28].

that it is a point in the Hitchin base \mathbb{A}^N , or again equivalently, a spectral curve $\Sigma \subset T^*X$. For us, it will be most useful to think of writing $\phi = (\phi_1, \dots, \phi_r)$ locally over X , where ϕ_i are holomorphic differential forms. There will generally be some singularities at points over which $\Sigma \rightarrow X$ is ramified, and as we move around in the complement of these singularities the order of the ϕ_i may change. Denote by X^* the complement of the set of singularities.

Gaiotto-Moore-Neitzke [8] define the *spectral network* associated to ϕ . This is one of the main players in our story. We refer to [8, 9] for many pictures, and to our paper [17] for some specific pictures related to the BNR example.

These structures constitute our understanding of $\tilde{\omega}_{DR}$.

On the other side, the point ω_B^P may be identified with an action of $\pi_1(X)$ on an \mathbb{R} -building Cone_ω . The theory of Gromov-Schoen and Korevaar-Schoen allows us to choose an equivariant harmonic mapping $h : \tilde{X} \rightarrow \text{Cone}_\omega$. This is most often uniquely determined by the action. The metric on the building, and hence the differential of the harmonic mapping, are well-defined up to positive real scaling.

Here, we use the terminology “harmonic map” to an \mathbb{R} -building to mean a map such that the domain, minus a singular set of real codimension 2, admits an open covering where each open set maps into a single apartment, and these local maps are harmonic mappings to Euclidean space. The differential of a harmonic map is the real part of a multivalued differential form.

In [17] we used the groupoid version of Parreau’s theory [22] to construct the harmonic mapping h , and the classical local WKB approximation to show that its differential is ϕ .

Theorem 1.1 ([17]). *The differential of the harmonic mapping h is the real part of the multivalued differential ϕ considered above:*

$$dh = \Re\phi.$$

We note that Collier and Li have proven the corresponding result for the Hitchin WKB problem in some cases [5].

This theorem suggests the following question.

Question 1.2. To what extent does ϕ determine h and hence ω_B^P ?

In what follows we shall assume that we have passed to the universal cover of the Riemann surface so $\tilde{X} = X$. Furthermore, since our considerations now, about how to integrate the differential ϕ into a harmonic map h , concern mainly bounded regions of X , we may envision other examples. Such might originally have come from noncompact

Riemann surfaces and differential equations with irregular singularities. The BNR example in [17] was of that form.

A ϕ -harmonic map will mean a harmonic map h from X to a building B , such that its differential is $dh = \Re\phi$.

The goal of this paper is to sketch a theory which should lead to the answer to Question 1.2, at least for the group SL_3 and under certain genericity hypotheses about the absence of “BPS states”.

1.1. Contents. We start by reviewing briefly the theory of harmonic maps to trees, viewed as buildings for SL_2 , with the universal map given by the leaf space of a foliation defined by a quadratic differential. The remainder of the paper is devoted to generalizing this classical theory to higher rank buildings and in particular, as discussed in Section 3, to two-dimensional buildings for SL_3 .

In order to go towards an algebraic viewpoint, we indicate in Section 4 how one can view a building as a presheaf on a certain Grothendieck site of *enclosures*. This allows one to formulate a small-object argument completing a pre-building to a building.

In Section 5 we describe the initial construction associated to a spectral curve ϕ . This is the building-like object, admitting a ϕ -harmonic map from X , obtained by glueing together small local pieces.

The initial construction will have points of positive curvature, and the main work is in Sections 6 and 8 where we describe a sequence of modifications to the initial construction designed to remove the positive curvature points. One of the main difficulties is that a point where only four 60° sectors meet, admits in principle two different foldings. Information coming from the original harmonic map serves to determine which of the two foldings should be used. In order to keep track of this information, we introduce the notion of “scaffolding”. The result of Sections 6 and 8 is a sequence of moves leading to a sequence of two-manifold constructions.

Our main conjecture is that when the spectral network [8] of ϕ doesn’t have any BPS states, this sequence is well defined and converges locally to a two-manifold construction with only nonpositive curvature. The universal pre-building is obtained by putting back some pieces that were trimmed off during the procedure.

In Section 7, coming as an interlude between the two main sections, we present an extended example. We show how to treat the BNR example which we had already considered rather extensively in [17], but from the point of view of the general process being described here. It was through consideration of this example that we arrived at our

process, and we hope that it will guide the reader to understanding how things work.

In Section 9 we present just a few pictures showing what can happen in a typical slightly more complicated example. This example and others will be considered more extensively elsewhere.

In Section 10 we consider some consequences of our still conjectural process, and indicate various directions for further study.

1.2. Convention. This paper is intended to sketch a picture rather than provide complete proofs. All stated theorems, propositions and lemmas are actually “quasi-theorems”: plausible and tractable statements for which we have in mind a potential method of proof.

Statements which should be considered as open problems needing considerably more work to prove, are labeled as conjectures.

1.3. Acknowledgements. The ideas presented here are part of our ongoing attempt to understand the geometric picture relating points in the Hitchin base and stability conditions. So this work is initiated and motivated by the work of Maxim Kontsevich and Yan Soibelman, as exemplified by their many lectures and the discussions we have had with them. It is a great pleasure to dedicate this paper to Maxim on the occasion of his 50th birthday.

The reader will note that many other mathematicians are also contributing to this fast-developing theory and we would also like to thank them for all of their input. We hope to present here a small contribution of our own.

On a somewhat more specific level, the idea of looking at harmonic maps to buildings, generalizing the leaf space tree of a foliation, came up during some fairly wide discussions about this developing theory in which Fabian Haiden also participated and made important comments, so we would like to thank Fabian.

We would like to thank many other people including Brian Collier, Georgios Daskalopoulos, Mikhail Kapranov, François Labourie, Ian Le, Chikako Mese, Richard Schoen, Richard Wentworth, and the members of the Geometric Langlands seminar at the University of Chicago, for interesting discussions contributing to this paper. We thank Doron Puder for an interesting talk at the IAS on the theory of Stallings graphs.

The authors would like to thank the University of Miami for hospitality and support during the completion of this work. The fourth named author would in addition like to thank the Fund For Mathematics at the Institute for Advanced Study in Princeton for support.

The first named author was supported by the Simons Foundation as a Simons Fellow.

The first, second, and third named authors were funded by an ERC grant, as well as the following grants: NSF DMS 0854977 FRG, NSF DMS 0600800, NSF DMS 0652633 FRG, NSF DMS 0854977, NSF DMS 0901330, FWF P 24572 N25, FWF P20778, FWF P 27784-N25. The fourth named author was supported in part by the ANR grant 933R03/13ANR002SRAR (Tofigrou). The first named author was also funded by the following grants: DMS-1265230 “Wall Crossings in Geometry and Physics”, DMS-1201475 “Spectra, Gaps, Degenerations and Cycles”, and OISE-1242272 PASI “On Wall Crossings, Stability Hodge Structures & TQFT”. The second named author was in addition funded by the Advanced Grant “Arithmetic and physics of Higgs moduli spaces” No. 320593 of the European Research Council.

We would all like to thank the IHES for hosting Maxim’s birthday conference, where we did a significant part of the work presented here.

2. TREES AND THE LEAF SPACE

Let us first consider the case of representations into SL_2 . Exact WKB analysis and its relationship with the geometry of quadratic differentials has been considered extensively by Iwaki and Nakanishi [13].

In the Morgan-Shalen-Parreau theory, the limiting building Cone_ω is then an \mathbb{R} -tree. In saying \mathbb{R} -tree we include the data of a distance function which is the standard one on any apartment. The choice of metric is well-defined up to a global scalar on Cone_ω .

The spectral curve $\Sigma \rightarrow X$ is a 2-sheeted covering defined by a quadratic differential $q \in H^0(X, K_X^{\otimes 2})$. The multivalued differential form ϕ is just the set of two square roots: $\phi_i = \pm\sqrt{q}$. The singularities are the zeros of q , and we shall usually assume that these are simple zeros. It corresponds to saying that Σ is smooth which, for a 2-sheeted cover, implies having simple branch points.

The differential form $\Re\phi$ is well defined up to a change of sign. Therefore, it defines a single real direction at every nonsingular point of X , which we call the *foliation direction*. These directions are the tangent directions to the leaves of a real foliation, which we call the *foliation defined by ϕ* or equivalently the *foliation defined by the quadratic differential q* .

Suppose T is an \mathbb{R} -tree and $h : \tilde{X} \rightarrow T$ is a ϕ -harmonic map. Then, the closed leaves of the foliation defined by ϕ map to single points in T . This is clear from the differential condition at smooth points. By continuity it also extends across the singularities: the closed leaves

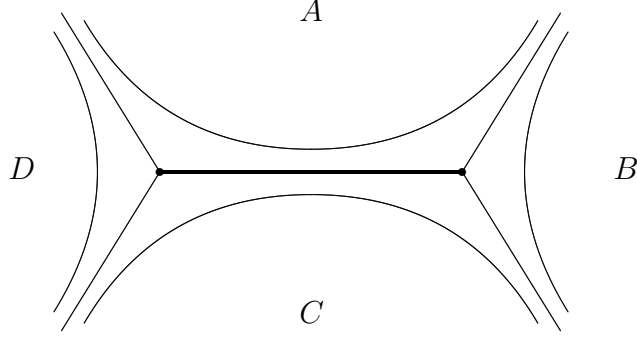


FIGURE 1. A foliation with BPS state

are defined to be the smallest closed subsets which are invariant by the foliation. In pictures, a leaf entering a three-fold singular point therefore generates two branches of the leaf going out in the other two directions, and all three of these branches have to map to the same point in T .

We assume that the *space of leaves of the foliation* is well-defined as an \mathbb{R} -tree. Denote it by T_ϕ . The points of T_ϕ are by definition just the closed leaves of the foliation.

In order to consider the universal property, we say that a *folding map* $u : \mathbb{R} \rightarrow T'$ is a map such that there is a locally finite decomposition of \mathbb{R} into segments, such that on each segment u is an isometric embedding. A map $u : T \rightarrow T'$ between \mathbb{R} -trees is a *folding map* if its restriction to each apartment is a folding map. Note that an isometric embedding is a particularly nice kind of folding map which doesn't actually fold anything.

Corollary 2.1. *The projection map $h_\phi : X \rightarrow T_\phi$ is a ϕ -harmonic map, universal among ϕ -harmonic maps to \mathbb{R} -trees. That says that if $h : X \rightarrow T$ is any other ϕ -harmonic map, there exists a unique folding map $T_\phi \rightarrow T$ making the diagram*

$$\begin{array}{ccc} X & \rightarrow & T_\phi \\ & \searrow & \downarrow \\ & & T \end{array}$$

commute.

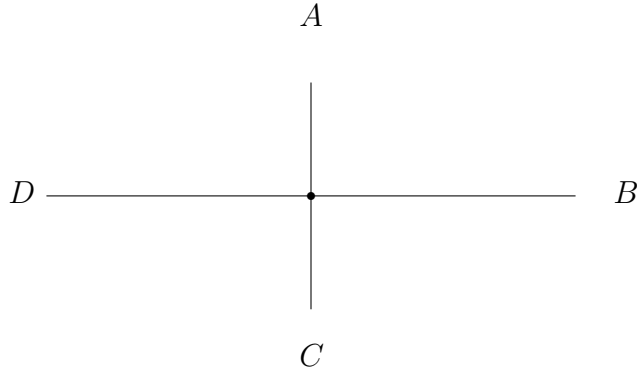


FIGURE 2. The quotient tree

In general, we have to admit the possibility that $T_\phi \rightarrow T$ be a folding map rather than an isometric embedding. Let us look at an example which illustrates this. Suppose that our quadratic differential or equivalently ϕ , has two singular points which are on the same leaf of the foliation. See Figure 1.

The leaf segment between the two singularities is emphasized, it is called a *BPS-state* [8]. These play a key role in the wallcrossing story. Here, it is the existence of the BPS state which leads to nonrigidity of the harmonic map.

The space of leaves of the foliation is a tree T_ϕ with four segments. In Figure 2 these segments are labeled in the same way as the corresponding regions in the previous picture of the foliation.

Suppose we have a ϕ -harmonic map h to another tree T . The universal property gives a factorizing map $u : T_\phi \rightarrow T$.

The map h is supposed to send small open sets in X^* to single apartments in T . The small open sets in X provide some small segments in the tree T_ϕ , and the segments in T_ϕ which are images of these neighborhoods, have to map by isometric embeddings (i.e. not be folded) under u .

Little neighborhoods along the segments joining the regions for example A to B , B to C , C to D and D to A , as well as a neighborhood along the BPS state, are shown in Figure 3.

The four outer neighborhoods project to four corner segments as shown in Figure 4. Therefore u cannot fold these segments.

The little neighborhood along the central leaf projects to the segment shown in Figure 5 joining the upper edge A of the tree and the lower

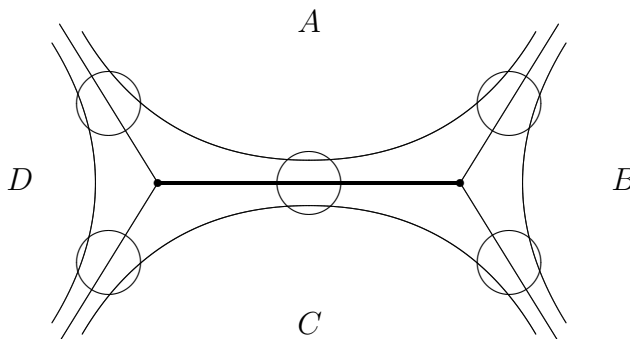


FIGURE 3. Some little neighborhoods

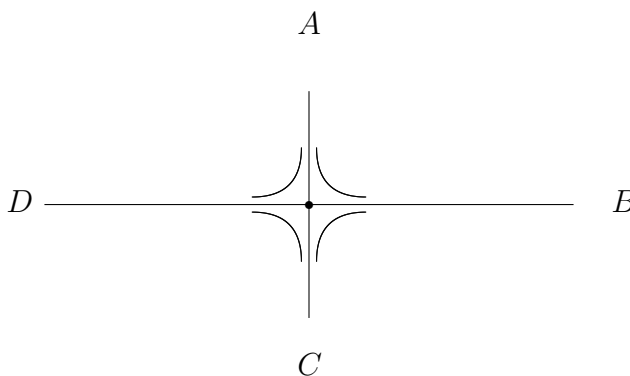


FIGURE 4. Non-folded segments

edge C . It follows that u is not allowed to fold the two segments A and C together.

However, u could very well fold the segments B and D together since they are not constrained by any neighborhoods in X . Therefore, we can have a harmonic² map to the tree T shown in Figure 6. The central dot goes to the central dot, the segments A and C go to A' and C' , and the segments B and D go to the paths from the central dot out to B' and D' , which are folded together along some short segment.

²R. Wentworth pointed out to us that our composed map to the tree in Figure 6, while locally harmonic, will not however be globally energy-minimizing.

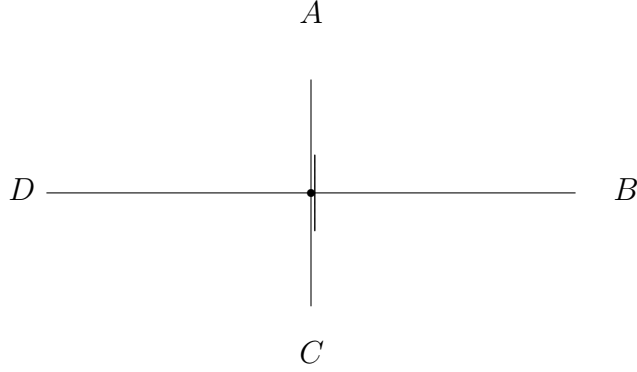


FIGURE 5. Non-folded segment from central neighborhood

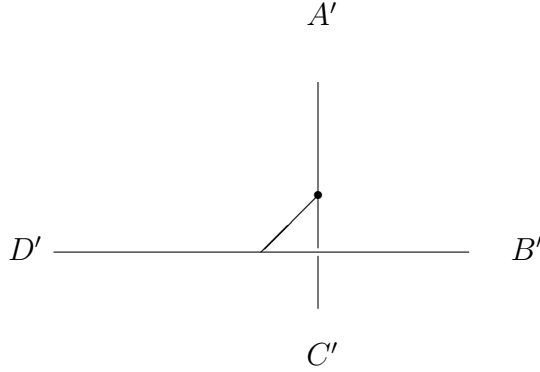


FIGURE 6. A folded tree

We see in this example that the projection to the leaf space of the foliation is not rigid, and this non-rigidity looks closely related to the presence of the BPS state.

On the contrary, if there are no BPS states, then h_ϕ is rigid:

Theorem 2.2. *Suppose that the spectral curve is smooth, i.e. the quadratic differential has simple zeros. If there are no BPS states, then any ϕ -harmonic map $h : X \rightarrow T$ factors as $h = u \circ h_\phi$ through a unique map $u : T_\phi \rightarrow T$ which is an isometric embedding. Thus, T is just T_ϕ plus some other edges not touched by the image of h .*

In the situation of the theorem, any two nonsingular points of X are joined by a strictly noncritical path, that is to say a path transverse to the foliation. The distance between the two points in T_ϕ is the length of the path using the transverse measure defined by $\Re\phi$. This noncritical path also has to go to a noncritical path in T , so the distance in T is the same as in T_ϕ .

If there is a BPS state, then some distances might not be well-determined. For example the distance between points in regions B and D may change with the family of maps pictured in Figure 6.

Non-uniqueness of the distance is something that has to be expected from the point of view of the Voros resurgent expression for the transport function [27]. The resurgent expression may be viewed, roughly speaking, as a combination of contributions of different exponential orders $e^{\lambda_i t}$. See [24] for a more precise discussion of how this works. When there is a BPS state, then two exponents have the same real part, $\Re\lambda_i = \Re\lambda_j$. If these are the leading terms, then we obtain a function which becomes oscillatory along the positive real direction in t . A simple example would be $2\cos(t) = e^{it} + e^{-it}$. If the transport function $T_{PQ}(t)$ is oscillatory, then the asymptotic exponent

$$\nu_{PQ}^\omega = \lim_{\omega} \frac{1}{t} \log \|T_{PQ}(t)\|$$

could very well depend on the choice of ultrafilter ω used to define the limit. Thus, when there is a BPS state we can expect that the distance function defined by the harmonic map could depend on the choice of ultrafilter. In particular, it wouldn't be uniquely determined by the spectral differential ϕ .

These considerations, fitting perfectly well with the illustration of Figure 6, motivate the hypothesis about BPS states in Theorem 2.2.

3. TWO-DIMENSIONAL BUILDINGS

We feel that there should be a similar picture for higher-dimensional buildings. The basic philosophy and motivations were described in [17].

Our idea at the current stage of this project is to concentrate on mappings to 2-dimensional buildings. These buildings are asymptotic cones for symmetric spaces $SL_3/SU(3)$, and the mappings are limiting points in the sense of Parreau's theory [22] [17]. The spectral curves for such mappings are triple coverings $\Sigma \rightarrow X$.

For this SL_3 case, our goal is to sketch the outlines of a theory which should lead to a generalization of Theorem 2.2. It will say that for generic ϕ in a chamber where there are no BPS states, there should

be a versal map to a building, such that the resulting distance function is uniquely determined by ϕ and preserved under ϕ -harmonic maps.

The SL_3 situation is in many ways an intermediate case. In the SL_2 case, the mapping h_ϕ to the tree T_ϕ was *surjective*. For SL_r with $r \geq 4$, the corresponding buildings have dimension ≥ 3 , so the map from X has no hope of being surjective. We will present some speculations about that higher rank situation at the end of the paper.

In the SL_3 case, the dimension of the building is two, which is the same as the dimension of X . Therefore, we can expect that X will surject onto a subset which at least has nonempty interior. So, it presents some similarity with the case of trees, and this simplifies the geometrical aspects. We are able to develop a fairly precise although still conjectural picture.

The image of X will be a quotient of X , glueing together points over certain portions. This was seen in our BNR example of [17] which shall be recalled in detail in Section 7 below. Our goal is to construct a map

$$h_\phi : X \rightarrow B_\phi$$

which should play the same role as the projection to the tree of leaves in the SL_2 case.

The construction has several steps. The main part will be the construction of a map to a *pre-building*

$$h_\phi^{\text{pre}} : X \rightarrow B_\phi^{\text{pre}}$$

such that the building B_ϕ can then be obtained from B_ϕ^{pre} by adding on sectors not touched by the image of X . Already in the BNR example of [17] there were infinitely many additional sectors to be added here. They seem to be somewhat less related to the geometry of the situation.

The pre-building will itself be a quotient of an *initial construction*. The initial construction is obtained by glueing together small pieces. Recall that one of the main characteristics of a building is its nonpositive curvature property. The initial construction will, however, have some positively curved points: those are points where the total surrounding angle is 240° rather than 360° . As we shall see below, it leads to a process of successive pasting together of parts of the construction. We conjecture that after a locally finite number of steps this process should stop and give a pre-building.

4. CONSTRUCTIONS AS PRESHEAVES ON ENCLOSURES

In order to get started, we need a precise way to manipulate the building-like objects involved in the construction. The idea for passing from B_ϕ^{pre} to B_ϕ will be to apply the small object argument. Also, the

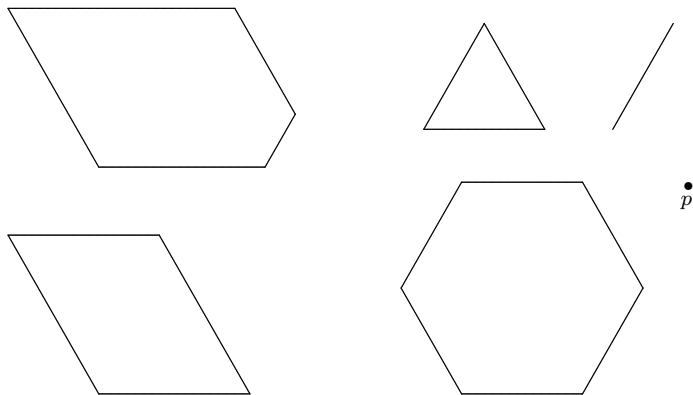


FIGURE 7. Some enclosures

construction of B_ϕ^{pre} itself will involve successively imposing a bigger and bigger relation on the initial construction. So, it appears that we are working with algebraic rather than topological or metric objects. This makes it desirable to have an algebraic framework.

We propose to consider a *Grothendieck site* \mathbb{E} of the basic building blocks, called “enclosures”. Then “constructions” will be sheaves of sets on the site \mathbb{E} , satisfying basic local presentability and separability properties.

Intuitively, a construction is a space obtained by glueing together the basic pieces such as shown in Figure 7.

Proofs are not yet given, however we hope that they will be reasonably straightforward. The general theory is described for buildings of any dimension.

Let A be the affine space on which our buildings will be modeled. A *root half-space* is a half-space bounded by a root hyperplane. An *enclosure* is a bounded closed subset defined by the intersection of finitely many root half-spaces. For buildings corresponding to SL_3 , the affine space is³ $A = \mathbb{R}^2$ and some examples of enclosures are shown in Figure 7.

An *affine map* of enclosures $E \rightarrow E'$ is a map which is the restriction of an automorphism of A given by an affine Weyl group element. Let \mathbb{E} be the category of enclosures and affine maps between them. There is an object “point” denoted p consisting of a single point in A .

³More precisely A is the space of triples (x_1, x_2, x_3) with $\sum x_i = 0$ and the root half-spaces are defined by $x_i - x_j \geq c$.

We define a Grothendieck topology on \mathbb{E} as follows: a covering of E is a finite collection of affine maps of enclosures $E_i \rightarrow E$ such that E is the union of their images.

The category \mathbb{E} admits fiber products, but not products and in particular there is no terminal object.

Proposition 4.1. *The coverings define a Grothendieck topology on \mathbb{E} .*

If E is an enclosure, we denote by \widetilde{E} the sheaf associated to the presheaf represented by E . It is different from the presheaf: if E' is another enclosure, then the sections of \widetilde{E} over E' , which is to say the maps $E' \rightarrow \widetilde{E}$ or equivalently the maps $\widetilde{E}' \rightarrow \widetilde{E}$, are the *folding maps* from E' to E . These are the continuous maps which are piecewise affine for a decomposition of E' into finitely many pieces which are themselves enclosures.

We can give a normalized form for coverings. Suppose H_1, \dots, H_k is a sequence of parallel Weyl hyperplanes in order. Then we obtain a sequence of *strips* S_0, \dots, S_{2k} covering A . The strip S_{2i} is the closed subset consisting of everything between and including H_i and H_{i+1} , with S_0 and S_{2k} being the two outer half-planes (we assume $k \geq 2$ so there is no question about the ordering of these). The strip S_{2i+1} is just H_{i+1} itself. Suppose we are given a collection of such sequences of strips S^1, \dots, S^a for various directions of the Weyl hyperplanes. Then for $J = (j_1, \dots, j_a)$ with $0 \leq j_i \leq 2k_i$ we may consider the enclosure

$$U_J := E \cap S_{j_1}^1 \cap \dots \cap S_{j_a}^a.$$

These cover E .

Lemma 4.2. *Suppose $\{V_k\}$ is a covering of E . Then it may be refined to a standard covering, that is to say a covering of the form $\{U_J\}$ constructed above.*

We remark that in a standard covering $\{U_J\}$, the intersections of elements are again elements, since intersections of strips are included as strips too (that was why we included the H_i themselves). We may now give a more explicit description of the folding maps.

Corollary 4.3. *Suppose E and F are enclosures. Any folding map, that is to say a map to the associated sheaf $E \rightarrow \widetilde{F}$, is given by taking a standard covering $\{U_J\}$ and assigning for each $J \subset \{H_i^+, H_i^-\}$ an affine map $a_J : U_J \rightarrow F$, subject to the condition that if $U_K \subset U_J$ then $a_J|_{U_K} = a_K$. Two folding maps are the same if and only if they are the same pointwise, which is equivalent to saying that they are the same on a common refinement of the two covers; a common refinement may be obtained by taking the unions of the sequences of hyperplanes.*

Corollary 4.4. *A folding map between enclosures is finite-to-one.*

We now consider a sheaf F on \mathbb{E} . We say that it is *finitely generated* if there is a finite collection of maps $E_i \rightarrow F$ from enclosures, such that the map of presheaves

$$\coprod E_i \rightarrow F$$

is surjective in the sheaf-theoretical sense, i.e. it induces a surjection of associated sheaves.

We say that F is *finitely related* if, for any two maps from enclosures $E, E' \rightarrow F$, the fiber product $E \times_F E'$ is finitely generated. We say that F is *finitely presented* if it is finitely related and finitely generated.

Lemma 4.5. *If E is an enclosure, then any subsheaf $F \subset \widetilde{E}$ is finitely related. More generally if $\{E_i\}_{i=1, \dots, n}$ is a nonempty collection of enclosures, then any subsheaf*

$$F \subset \prod_i \widetilde{E}_i$$

is finitely related.

Proof. We need to consider the fiber product $G \times_F G'$ for two maps from enclosures $G, G' \rightarrow F$. These maps correspond to sequences $(\zeta_1, \dots, \zeta_n)$ with $\zeta_i : G \rightarrow \widetilde{E}_i$, resp. $(\zeta'_1, \dots, \zeta'_n)$ with $\zeta'_i : G' \rightarrow \widetilde{E}_i$.

Suppose $G = \bigcup G_J$ (resp. $G' = \bigcup G'_{J'}$) are (finite) coverings by enclosures. Suppose we can prove that $G_J \times_F G'_{J'}$ are finitely generated. One can then conclude that $G \times_F G'$ is finitely generated.

Apply this to a common refinement of the coverings needed to define the folding maps ζ_i , in the above standard form. We conclude that it suffices to consider the case where ζ_i are affine maps.

Now in this case (and no longer using the notation for the coverings), the fiber product is expressed as

$$G \times_F G' = \{(x, x') \text{ s.t. } \zeta_i(x) = \zeta'_i(x') \text{ for } i = 1, \dots, n\}.$$

This expression is somewhat heuristic as we are really talking about sheaves but it serves to indicate the proof.

Since ζ_1 is an isomorphism we may assume that it is the identity and same for ζ'_1 . Therefore, the first condition says that $x' = x$ and with this normalization, we may write

$$G \times_F G' = \{x \in A \text{ s.t. } x \in G \cap G', \zeta_i(x) = \zeta'_i(x) \text{ for } i = 2, \dots, n\}.$$

The conditions $\zeta_i(x) = \zeta'_i(x)$ define Weyl hyperplanes or are always true, so this represents $G \times_F G'$ as an enclosure. This completes the proof. \square

Note that $E \times E'$ will never be finitely generated as soon as $\dim(A) \geq 1$. Therefore, the empty direct product which is to say the terminal object $*$ in sheaves on enclosures, is not finitely related. The above proof used $n \geq 1$ in an essential way.

One should not confuse the terminal object $*$ with the enclosure p when $p \in A$ is a point. There are no maps $E \rightarrow \tilde{p}$ for E different from a point or the empty set.

A *construction* is a finitely related sheaf on the site of enclosures.

Theorem 4.6. *The category of constructions is closed under finite colimits, and fiber products.*

We can define a topological space underlying a construction. If F is a construction, let $F(p)$ denote the set of points, that is to say the set of maps $p \rightarrow F$ where $p \in A$ is a point (recall from above that this is different from the terminal sheaf $*$). Give $F(p)$ a topology as follows: for any enclosure E , $E(p)$ (which is equal to $\tilde{E}(p)$) has a topology as a subset of the affine space A . Then we say that a subset $U \subset F(p)$ is open if its pullback to $E(p)$ is open, for any enclosure E and any map $E \rightarrow F$.

Conjecture 4.7. *If F is a construction then the topological space $F(p)$ Hausdorff; furthermore it is a CW-complex.*

It might be necessary to add additional hypotheses on F in order to insure that $F(p)$ is a CW complex.

4.1. Spherical theory. We would like to consider the local structure of a construction at a point. For this we need a spherical version of the above theory. It seems like we probably don't need to consider "enclosures" in the spherical building but only "sectors". A *sector* is a minimal closed chamber of a given dimension in the spherical complex associated to A . The set of sectors is partially ordered by inclusion and the spherical Weyl group acts on it. It is a finite topological space, in particular it has a structure of site (the only coverings of a sector must include that sector itself). Let \mathbf{S} be the category of sectors.

A *spherical construction* is a presheaf or equivalently sheaf on \mathbf{S} .

We have a map from \mathbf{S} to the filters on A located at any given point.

Suppose F is a sheaf on \mathbb{E} and $x \in F(p)$. We would like to associate the spherical construction F_x , defined as follows: if $\sigma \in \mathbf{S}$ then σ corresponds to a filter of enclosures, that is to say a filtered category of enclosures E with p on the boundary of E and whose local corner at p looks like σ . Call this category $\langle \sigma \rangle$. For $E \in \langle \sigma \rangle$, consider the set

$F(E)_x$ consisting of maps $E \rightarrow F$ such that p maps to x . Then we set

$$F_x(\sigma) := \lim_{\rightarrow, E \in \langle \sigma \rangle} F(E)_x.$$

An element of $F_x(\sigma)$ therefore consists of a germ of map $E \rightarrow F$ sending p to x , such that the corner of E at p is σ . These germs are up to equivalence that if two maps agree on a smaller enclosure also containing p and having σ as corner, then the two germs are said to be equivalent.

4.2. \mathbb{R} -trees. When the group is SL_2 , the standard apartment is just \mathbb{R} and the enclosures are closed bounded segments. The category of constructions gives a good point of view for the theory of \mathbb{R} -trees. For example, if q is a quadratic differential defining a spectral multivalued differential $\phi_i = \pm\sqrt{q}$ on a compact Riemann surface X , then the tree T_φ of leaves of the foliation $\Re\phi$ on \tilde{X} may be seen as a sheaf on \mathbb{E}_{SL_2} as follows: for a segment E let $T_\phi^{\text{pre}}(E)$ be the space of differentiable maps $E \rightarrow \tilde{X}$ which are transverse to the foliation such that the pullback of $\Re\phi$ is the standard differential dx on $E \subset \mathbb{R}$. These maps are taken modulo the relation that two maps are the same if they map points of E to the same leaves of the foliation. Then T_ϕ is the associated sheaf. Thus $T_\phi(E)$ is the space of maps from E to the leaf space, which are represented on finitely many segments covering E by differentiable maps into \tilde{X} .

4.3. The SL_3 case. We now specialize to the case of buildings for the group SL_3 . The affine space is $A = \mathbb{R}^2$. The spherical Weyl group is the symmetric group acting through its irreducible 2-dimensional representation. Some enclosures were pictured in Figure 7. There are three directions of reflection hyperplanes. These divide the vector space at the origin into six 2-dimensional sectors, acted upon transitively by the Weyl group. On the other hand, there are two orbits for the 1-dimensional sectors, the even vertices of the hexagon and the odd vertices. Therefore our category of sectors \mathbf{S} is equivalent to the following category \mathbf{S}' : there are an object η , corresponding to the 2-dimensional sectors, and two objects ν^+ and ν^- corresponding to the 1-dimensional sectors. We choose one of these denoted ν^+ which we say has positive orientation. The morphisms are

$$\nu^- \rightarrow \eta \leftarrow \nu^+.$$

A spherical construction H is a sheaf on \mathbf{S}' . This consists of three sets $H(\eta)$, $H(\nu^+)$ and $H(\nu^-)$ with morphisms

$$H(\nu^-) \leftarrow H(\eta) \rightarrow H(\nu^+).$$

Such a structure may be viewed as a graph whose edges are $H(\eta)$ with vertices grouped into the positive ones $H(\nu^+)$ and negative ones $H(\nu^-)$. Each edge joins a positive vertex to a negative vertex. A spherical construction is equivalent to such a graph.

If we have a construction F for this Weyl group and if $x \in F(p)$ is a point then we obtain a spherical construction F_x which is a graph as above.

Following the simple characterization which was given for example by Abramenko and Brown [1], we say that a spherical construction is a *spherical building* if any two vertices are at distance ≤ 3 , every pair of vertices is contained in a hexagon, and if there are no loops of length ≤ 4 (the length of a loop has to be even because of the parity property of edges).

A spherical construction is a *spherical pre-building* if it is connected, if every node is contained in at least one edge, and if it has no loops of length ≤ 4 . The construction of [17] gives a way of going from a spherical pre-building to a spherical building.

In a spherical pre-building, say that two nodes are *opposite* if they have opposite parity and are at distance 3. If it is spherical building this means that they are opposite nodes of any hexagon containing them.

A *segment* is a 1-dimensional enclosure $S \subset A$. We note that a segment has a natural orientation. At any point $x \in S(p)$ in the interior, the spherical building S_x has two elements, $S_{x,+}$ and $S_{x,-}$, not joined by any edge; they are of opposite parity and the positive direction in $S(p)$ is defined to be the direction going towards $S_{x,+}$. If x is an endpoint then S_x has one element, oriented positive or negative respectively at the two endpoints of S .

Let us denote by $S^{t,+}$ the segment of length t based at the origin, such that the parity of the single element of $S_0^{t,+}$ is positive. We assume that these segments are all in the same line so that $S^{t,+} \subset S^{t',+}$ when $t < t'$. Let $S^{t,-}$ denote the segment with the opposite orientation at the origin.

Remark 4.8. Suppose F is a construction. If $\varphi : S^{t,+} \rightarrow F$ is a morphism then for $x \in S^{t,+}$, the image of the positive (resp. negative) element of $S_x^{t,+}$ under φ is denoted $\varphi_{x,+}$ (resp. $\varphi_{x,-}$) and it is a positive (resp. negative) node in the spherical building $F_{\varphi(x)}$. Same for $S^{t,+}$.

Definition 4.9. Suppose E is an enclosure, and F a construction satisfying SPB-loc. We say that a map $f : E \rightarrow F$ is *immersive* at a point $x \in E(p)$, if the map of spherical constructions $E_x \rightarrow F_{f(x)}$ preserves distances. The map is *immersive* if it is immersive at all points of $E(p)$.

Here, the distances in E_x are calculated by considering $E_x \subset A_x$. In particular, if E is a segment then we consider the distance between the two elements of E_x to be 3.

Thus a map from a segment $\varphi : S \rightarrow F$ is immersive at an interior point $x \in S$ if $\varphi_{x,+}$ and $\varphi_{x,-}$ are opposite in the spherical pre-building $F_{\varphi(x)}$. We also use the terminology *straight* for an immersive segment, and say that a map from a segment is *angular* otherwise.

Intuitively, a map $f : E \rightarrow F$ is immersive if and only if $f(p) : E(p) \rightarrow F(p)$ is locally injective.

Lemma 4.10. *Suppose that the spherical constructions F_x are at least spherical pre-buildings. A map φ is immersive at all but at most finitely many angular points. We say that φ is immersive if there are no angular points.*

We now list some extension conditions for a construction F (let us reiterate that we are working here in the SL_3 situation).

SPB-loc : that for any $x \in F(p)$ the spherical construction F_x is a spherical pre-building.

SB-loc : for any $x \in F(p)$ the spherical construction F_x is a spherical building.

Ex-Seg : let t denote the other endpoint of $S^{t,+}$. Assuming SPB-loc, for any immersive map $\varphi : S^{t,+} \rightarrow F$ and any element $\nu \in F_{\varphi(t)}$ opposite to φ_t^- , and for any $t' > t$ we ask that there exist an extension of φ to an immersive map $\varphi' : [0, t'] \rightarrow F$ such that $(\varphi')_t^+ = \nu$. Similarly for segments $S^{t,-}$ in the opposite orientation.

We next get to our main extension statement, for obtuse angles. Some notation will be needed first.

Let $P^{a,b,+}$ be parallelograms centered at the origin with side lengths a and b , and positive orientation of the two edges at the origin (resp. $P^{a,b,-}$ with negative orientation). We may assume that the first edge is the segment $S^{a,+}$, and denote the second edge by $\omega S^{b,+}$ (it is obtained by rotating by 120 degrees).

Similarly let T^a denote the triangle with edge length a . We consider both segments $S^{a,+}$ and $S^{a,-}$ to be edges of T^a starting from the origin.

Ex-Obt : Assuming SPB-loc, suppose we are given maps $\varphi : S^{a,+} \rightarrow F$ and $\psi : \omega S^{b,+} \rightarrow F$ such that $\varphi(0) = \psi(0) = x$. Suppose that the distance between the elements $\varphi_{0,+}$ and $\psi_{0,+}$ in the spherical building F_x is ≥ 2 (i.e. they are distinct). Suppose that the maps φ and ψ are immersive. Then there exists an immersive map $\zeta : P^{a,b,+} \rightarrow F$ coinciding with the given maps φ and ψ on the edges. We also ask the same condition with the other orientation, for $P^{a,b,-}$.

Ex-Side : given a segment $\varphi : S \rightarrow F$ of length a with $x = f(0)$ one of the endpoints, and an edge in the spherical building $\nu \in F_x$, φ extends to an immersed triangle $T^a \rightarrow F$ such that ν is not in the image of φ_0 .

Lemma 4.11. *Suppose F is a construction satisfying SPB-loc, Ex-Obt and Ex-Side. Then F satisfies SB-loc.*

Proof. Suppose $x \in F(p)$. By hypothesis F_x is a spherical pre-building. We would like to show it is a spherical building. From Ex-Obt, we get that any two nodes of the same parity in F_x have distance ≤ 2 . By hypothesis SPB-loc, the F_x are connected graphs and all nodes are contained in edges. It follows that any two nodes have distance ≤ 3 . The condition Ex-Side implies that any node in any of the spherical pre-buildings F_x , is contained in at least two distinct edges. It now follows that any two nodes are contained in a hexagon. Thus F_x is a spherical building. \square

Lemma 4.12. *Suppose F is a construction satisfying SB-loc, Ex-Obt and Ex-Seg. Then it satisfies Ex-Side. Furthermore, the sector of the triangle can be specified at either of the endpoints of the segment.*

Theorem 4.13. *Suppose F is a construction satisfying SB-loc, Ex-Seg, and Ex-Obt, such that $F(p)$ is connected. Suppose $x, y \in F(p)$. Then there exists an immersive map from an enclosure $f : E \rightarrow F$ such that x, y are in the image of $f(p)$.*

Proof. (Sketch) Choose a path from x to y , that is to say a continuous map from $[0, 1]$ to the topological space $F(p)$. We assume a topological result saying that the path may be covered by finitely many intervals which map into single enclosures. From this, we may assume that the path has the following form: it goes through a series of triangles which are immersive maps $\varphi_i : T^a \rightarrow F$, such that φ_i and φ_{i+1} share a common edge. Notice here that we may assume that all the triangles have the same edge length. We have x in the image of φ_1 and y in the image of φ_k .

We obtain in this way a strip of triangles. We next note that there are moves using Ex-Obt which allow us to assume that there are not consecutive turns in the same direction along an edge.

From this condition, we may then extend using Ex-Obt and Ex-Side (which follows from Ex-Seg) to turn this strip of triangles, into a single immersive map from an enclosure. \square

We let A denote the sheaf represented by the affine space of the same notation. More precisely, for an enclosure E a map $E \rightarrow A$ consists of a factorization $E \rightarrow E' \rightarrow A$ where $E' \subset A$ is an enclosure in its

standard position, and $E \rightarrow E'$ is a folding map (that is, a map to \tilde{E}'). Thus A is a direct limit of its enclosures. In particular we know what it means to have an immersive map from A to somewhere, the map should be immersive on each of the enclosures in A . If F is a construction, an *apartment* is an immersive map $A \rightarrow F$.

Proposition 4.14. *Suppose F is a construction satisfying SB-loc, Ex-Obt and Ex-Seg. Then any immersive map from an enclosure $E \rightarrow F$ extends to an apartment $A \rightarrow F$.*

Corollary 4.15. *If F is a construction satisfying SB-loc, Ex-Obt and Ex-Seg, such that $F(p)$ is connected, then any two points $x, y \in F(p)$ are contained in a common apartment.*

Proof. Combine the previous proposition with Theorem 4.13. □

Proposition 4.16. *Suppose F is a construction satisfying SB-loc. Then an immersive map $E \rightarrow F$ from an enclosure, is injective. The same is true for an apartment $A \rightarrow F$.*

Definition 4.17. Say that F is a *building* if it is a construction with $F(p)$ connected and simply connected, satisfying SB-loc, Ex-Obt and Ex-Seg.

Conjecture 4.18. *If F is a building, then the topological space $F(p)$ has a natural structure of \mathbb{R} -building modeled on the affine space A .*

4.4. Pre-buildings.

Definition 4.19. A *pre-building* is a construction F which satisfies SPB-loc such that $F(p)$ is simply connected.

Suppose F is a pre-building. Recall that a segment $s : S \rightarrow F$ is straight if it is immersive, that is for any $y \in S(p)$ which is not an endpoint, the two directions of S_y map to two vertices of $F_{s(y)}$ which are separated by three edges.

Definition 4.20. A map $V^{a,b} \rightarrow F$ to a pre-building is *standard* if the two edges are straight and their two directions at the origin are not the same.

We would now like to investigate the process of adding a parallelogram $P^{a,b}$ to a pre-building F along a standard inclusion $V^{a,b} \rightarrow F$ to get a new pre-building. The problem is that a similar parallelogram, or a part of it, might already be there. For example if we add $P^{a,b}$ to itself by taking a pushout along $V^{a,b}$ then we generate a fourfold point at the origin.

Thus the need for a process which we call *folding in*, of joining up the new $P^{a,b}$ with any part of it that might have already been there. This will be used in the small-object argument below as well as in our general modification procedure later.

Suppose F is a pre-building and $d : V^{a,b} \rightarrow F$ is a standard inclusion. Define $R_d \subset P^{a,b}$ to be the union of all of the $P^{c,d} \subset P^{a,b}$ based at the origin, such that there exists a map on the bottom making the following diagram commute:

$$\begin{array}{ccc} V^{c,d} & \hookrightarrow & V^{a,b} \\ \downarrow & & \downarrow \\ P^{c,d} & \rightarrow & F. \end{array}$$

One can show that the map, if it exists, is unique. We obtain a subsheaf $R \subset P^{a,b}$ and there is a map $R \rightarrow F$ combining all of the previously mentioned maps. The *folding-in* of $P^{a,b}$ along d is the pushout

$$G := F \cup^R P^{a,b}.$$

The relation R is designed so that G again satisfies SPB-loc. Since R was defined as a very general union of things, there remains open the somewhat subtle technical issue, which we haven't treated, of showing that G is a construction.

The folding-in G accepts a map $F \cup^{V^{a,b}} : P^{a,b} \rightarrow G$ and we have the following universal property:

Lemma 4.21. *The folding-in G is a pre-building. Suppose B is a pre-building and $f : F \rightarrow B$ is a map such that the image of d is again a standard inclusion into B (as will be the case for example if f is non-folding). Suppose that $V^{a,b} \rightarrow B$ completes to a map $P^{a,b} \rightarrow B$. Then these factor through a unique map $G \rightarrow B$.*

We also conjecture a versality property for maps to buildings: if $F \rightarrow B$ is any map to a building then there exists an extension to $G \rightarrow B$, however this extension might not be unique. Because of the non-uniqueness on the interior pieces making up R , this conjecture requires a study of convergence issues and the statement might need to be modified.

4.5. The small-object argument. The conditions Ex-Seg, Ex-Obt and Ex-Side are extension conditions of the following form: we have a certain arrangement R consisting of some points or segments, and a map $R \rightarrow E$ to an enclosure putting R on the boundary of E . Then the conditions state that for any immersive map $R \rightarrow F$ there exists an extension to an immersive map $E \rightarrow F$.

These conditions may be ensured using the small object argument. Given F we may define $\text{Ex}(F)$ to be the construction obtained by a successive infinite family of pushouts along the inclusions $R \rightarrow E$, using the folding-in process described in the previous subsection for $\text{Ex} - \text{Obt}$.

Theorem 4.22. *If F is a pre-building, and if we form $F' := \text{Ex}(F)$ by iterating up to the first infinite ordinal ω , then F' is a building.*

Proof. (Sketch) We first note that F' is a construction, and $F'(p)$ is simply connected. Also F' again satisfies SBP-loc. By the small object argument, F' satisfies the extension properties Ex-Seg, Ex-Obt and Ex-Side. For Ex-Obt, the folding-in process only adds parallelograms along standard inclusions, but this turns out to be good enough to get it in general. Hence, F' satisfies SB-loc, so it is a building. In particular any two points of $F'(p)$ are contained in a common apartment. \square

Conjecture 4.18 then says that $F'(p)$ has a natural structure of \mathbb{R} -building.

Conjecture 4.23. *Suppose F is a pre-building, and let F' be the building obtained by the small-object argument. Then it is versal: for any other map to a building $F \rightarrow B$ there exists a factorization through $F' \rightarrow B$.*

The difficulty is that we needed to use the folding-in construction to construct F' , and the versality property for the folding-in construction is not easy to see because of the possibly infinite nature of the relations R coupled with non-uniqueness of extensions to $P^{a,b}$ for non-standard maps $V^{a,b} \rightarrow B$. The small-object construction may need to be modified in order to get to this versality conjecture.

5. AN INITIAL CONSTRUCTION

The next step is to relate constructions to ϕ -harmonic maps. Consider a Riemann surface X together with a spectral curve, defining a multivalued differential ϕ . Recall that locally on X^* , ϕ may be written as (ϕ_1, \dots, ϕ_n) with ϕ_i holomorphic, and $\sum \phi_i = 0$. In the present paper we consider spectral curves for SL_3 so $\phi = (\phi_1, \phi_2, \phi_3)$. The *foliations* are defined by $\Re \phi_{ij} = 0$. In our SL_3 case there are three foliation lines going through each point of X^* .

For any point $x \in X^*$ there exists a neighborhood U_x , with the property [17] that U_x has to map to a single apartment under any ϕ -harmonic map. Thus locally, a ϕ -harmonic map to a building factors through the map

$$h^x : U_x \rightarrow A$$

to the standard apartment given by integrating the forms $\Re\phi_i$ with basepoint x . The foliation lines defined by $\Re\phi_{ij} = 0$ are just the preimages in U_x of the reflection hyperplanes of A . The preimage of a small enclosure near the origin in A will therefore be a domain in U_x whose boundary is composed of foliation lines for the three foliations. We may shrink U_x so that its closure is itself such a domain.

5.1. The Ω_{pq} argument. Recall briefly the proof of [17] showing existence of such a neighborhood U_x . A path $\gamma : [0, 1] \rightarrow X$ is *noncritical* if the differentials $\gamma^*(\Re\phi_i)$ remain in the same order all along the path. For any ϕ -harmonic map to a building $h : X \rightarrow B$, the image of a noncritical path has to be contained in a single apartment. One shows this using the property of a building that says two opposite sectors based at any point are contained in a single apartment.

Suppose $p, q \in X$ are joined by some noncritical path. Let Ω_{pq} denote the subset swept out by all of these paths, in other words it is the set of all points $y \in X$ such that there exists a noncritical path γ with $\gamma(0) = p$, $\gamma(1) = q$ and $\gamma(s) = y$ for some $s \in [0, 1]$. We claim that Ω_{pq} maps into a single apartment. Suppose $y, y' \in \Omega_{pq}$ and let γ and γ' denote the corresponding paths. We have apartments $A, A' \subset B$ such that $h \circ \gamma$ goes into A and $h \circ \gamma'$ goes into A' . Now $A \cap A'$ is a Finsler-convex subset in either of the two apartments, and it contains p and q . In particular it contains the parallelogram with opposite endpoints p and q . It follows that it contains the images of the two paths, so $h(y)$ and $h(y')$ are both in A . Letting y' vary we get that $h(\Omega_{pq}) \subset A$.

The ϕ_i admit a uniform determination over Ω_{pq} , and the map $\Omega_{pq} \rightarrow A$ is determined just by integrating the real one-forms $\Re\phi_i$.

Now if $x \in X^*$, we may find nearby points $p, q \in X$ such that x is in the interior of Ω_{pq} . This is easy to see away from the caustic lines. The caustic lines are transverse to all of the differentials so if x lies on a caustic one can choose p and q on the caustic itself, as will show up in our pictures later. This still works at an intersection of caustics too.

Our neighborhood U_x is now chosen to be any neighborhood of x contained in some Ω_{pq} . This construction is uniform, independent of the harmonic map h .

5.2. Caustics. A point $x \in X^*$ is *on a caustic* if the three foliation lines are tangent. This is equivalent to saying that the three points $\phi_i(x) \in T^*X_x$ are aligned, i.e. they are on a single real segment. The *caustics* are the curves of points in X satisfying this condition. We include also the branch points in the caustics.

There is a single caustic coming out of each ordinary branch point.

The caustics play a fundamental role in the geometry of harmonic maps to buildings, specially in the SL_3 case.

Let $C \subset X$ denote the union of the caustic curves. Then, for any $x \in X - C$ the map $h^x : U_x \rightarrow A$ is etale at x . Hence, if $h : X \rightarrow B$ is a ϕ -harmonic map to a building, h is etale onto the local apartments outside of C . In other words, the local integrals of any two of the differentials provide local coordinate systems on $X - C$. On the other hand, h folds X along C .

We may also view this as determining a flat Riemannian metric on $X - C$, pulled back from the standard Weyl-invariant metric by the local maps h^x to the standard apartment obtained by integrating $\Re\phi_i$. The metric has a distributional curvature concentrated along C . From the pictures it seems that the curvature is everywhere negative, and from our process we shall see that the total amount of curvature along a single caustic joining two branch points gives an excess angle of 120° .

5.3. Non-caustic points. If $x \in X - C$ is a non-caustic point, then we may assume that the neighborhood U_x maps isomorphically to the interior of an enclosure in the standard apartment. The enclosure E_x could be chosen as a standard hexagon or perhaps a standard parallelogram for example.

We have chosen U_x such that for any harmonic ϕ -map to a building $h : X \rightarrow B$, the map $U_x \rightarrow B$ factors through an apartment $A \subset B$ via the map $h^x : U_x \rightarrow A$ given by integrating the $\Re\phi_i$. The map h^x factors through an affine (non-folding) map $E_x \rightarrow A$. Altogether we get a factorization

$$(1) \quad U_x \rightarrow E_x \rightarrow B$$

and the map $E_x \rightarrow B$ doesn't fold along any edges passing through x .

When x is a branch point or on a caustic, we can still get a local factorization of the form (1) through a construction E_x , as will be discussed next.

5.4. Smooth points of caustics. Suppose $x \in C$ is a point in the smooth locus of a caustic curve. Then the local integration map folds every neighborhood of x in two along C . The image of U_x by h^x is folded along C . By intersecting with a smaller enclosure containing the image of x , we may assume that U_x has the property that there is an enclosure E_x with $h^x : U_x \rightarrow E_x^\circ$ being a proper 2 to 1 covering folded along C . We may also assume that E_x is the convex hull of the closed $h^x(\overline{U}_x)$.

For the generic situation, there are two other types of points that need to be considered: the intersections of caustics, and the branch points.

5.5. Branch points. For the branch points, locally two of the differentials say ϕ_1 and ϕ_2 come together, and the third one could be considered as independent. Therefore, a ϕ -harmonic map looks locally like the projection to the tree of leaves of a quadratic differential, crossed with a real segment. It means that we are forced to consider a singular construction rather than an enclosure. This singular construction still denoted E_x may be taken for example as the union of three half-hexagons joined along their diameters.

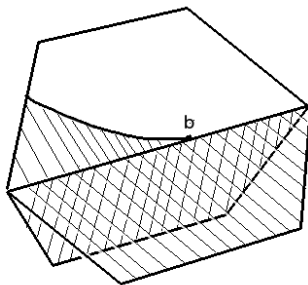


FIGURE 8. Three half-hexagons

If $x = b$ is a branch point then we may choose the neighborhood U_x together with a map $h^x : \bar{U}_x \rightarrow E_x$ such that E_x is the convex hull of the image. The image of \bar{U}_x , shaded in above, looks locally like the one that we saw in the BNR example [17].

5.6. Crossing of caustics. The case where x is a crossing point of two caustics is new, not appearing in the BNR example. We have therefore looked fairly closely at this situation in one of the next basic examples. A spectral network with the two crossing caustics will be shown later as Figure 22 of Section 9.

The Ω_{pq} argument works also here, so we have a neighborhood U_x of x which has to map to a single apartment in any ϕ -harmonic map to a building. The two caustics divide U_x into four sectors. The map $h^x : U_x \rightarrow A$ is 1 to 1 in the interior of two of the opposing sectors; it is 3 to 1 in the interior of the other two opposing sectors; it is 2 to 1 along the caustics and 1 to 1 at x . This is emphasized by including the images of two circles in the picture shown in Figure 9.

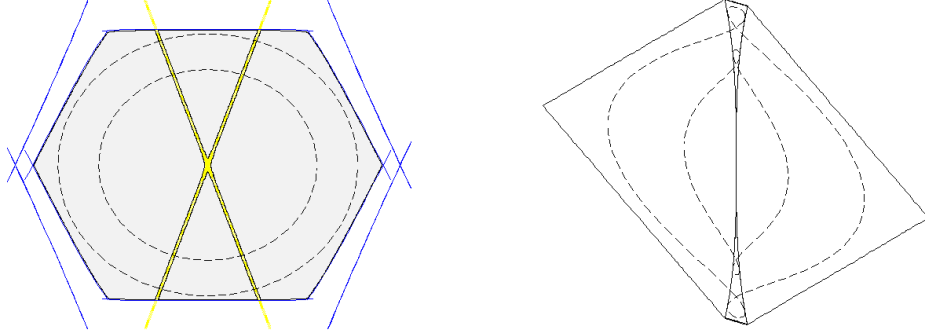


FIGURE 9. A neighborhood of the crossing

We choose \bar{U}_x as a hexagonal shaped region shown in Figure 9 on the left. The image E_x in a standard apartment is a hexagon-shaped enclosure, shown on the right in Figure 9. As said above, the map is 3 : 1 over the thin middle regions between the two caustics. The map $h_x : \bar{U}_x \rightarrow E_x$ is proper and \bar{U}_x is the inverse image of E_x .

5.7. The initial construction. We now put together the above neighborhoods to get a good covering of X .

Theorem 5.1. *There exists a finite covering of X by open sets U_i , and constructions E_i as considered above (either an enclosure or the union of three half-hexagons), together with maps $h_i : \bar{U}_i \rightarrow E_i$ such that for any harmonic ϕ -map to a building $h : X \rightarrow B$, there is an isometric embedding $E_i \subset B$ such that h factors through h_i and indeed \bar{U}_i is a connected component of $h^{-1}(E_i)$.*

For the intersections $U_{ij} := U_i \cap U_j$, we obtain constructions E_{ij} with inclusions to both E_i and E_j , such that E_{ij} is the convex hull of $h_i(U_{ij})$ in U_i (resp. the convex hull of $h_j(U_{ij})$ in U_j).

Define

$$Z := \frac{\bigcup_i E_i}{\sim}$$

where the relation \sim is obtained by identifying the $E_{ij} \subset E_i$ with $E_{ij} \subset E_j$.

Theorem 5.2. *This defines a construction Z . We have a ϕ -harmonic map $h_Z : X \rightarrow Z$ and it has the following universal property: for any ϕ -harmonic map to a building $h : X \rightarrow B$, there is a factorization $h = h' \circ h_Z$ for a unique map of constructions $h' : Z \rightarrow B$.*

The construction Z is called our *initial construction*. It is not a pre-building because it will not, in general, have the required nonpositive

curvature property. For example the initial construction described in Section 7 will have fourfold points a_1 and a_3 .

Lemma 5.3. *We can nonetheless insure that the local spherical constructions of Z don't have cycles of length 2.*

In the next section we look at how to modify the initial construction in order to remove the positively curved points, that is to say the points where the spherical building has a cycle of length 4.

6. MODIFYING CONSTRUCTIONS

In this section we consider how to go from the initial construction to a pre-building by a sequence of modification steps. The reader is referred to Section 7 for an illustration of the various operations to be described here.

These operations are very similar in spirit to foldings and trimmings in the theory of Stallings graphs [25, 15, 23], and the two-manifold construction that comes out at the end should be considered as a “core”.

6.1. Scaffolding. In order to keep track of what kind of folding happens, we first look at some extra information that can be attached to a construction. In this subsection we remain as usual in the SL_3 case.

Let F be a construction. An *edge germ* of F is defined to be a quadruple (x, v, a, b) where $x \in F(p)$ and v is a vertex in the spherical construction F_x , and a and b are edges in F_x sharing v as a common endpoint.

There is a change of dimension when passing from the spherical building to the construction itself, so the vertex v corresponds to a germ of 1-dimensional segment based at x , and the edges a and b correspond to germs of 2-dimensional sectors based at x that are separated by the segment.

Suppose $f : F \rightarrow G$ is a map of constructions. If (x, v, a, b) is an edge germ of F , then the images $f(a)$ and $f(b)$ are edges in $G_{f(x)}$ sharing the vertex $f(v)$. We say that f *folds* along (x, v, a, b) if $f(a)$ and $f(b)$ coincide. We say that f *opens* along (x, v, a, b) if it doesn't fold.

Let $\mathbf{EG}(F)$ denote the set of edge germs of F . A *scaffolding* of a construction F is a pair $\sigma = (\sigma^o, \sigma^f)$ such that σ^o and σ^f are disjoint subsets of $\mathbf{EG}(F)$. The first set σ^o is said to be the set of edge germs which are marked “open”, and the second set σ^f is said to be the set of edge germs which are marked “fold”.

If $f : F \rightarrow G$ is a map of constructions, and σ is a scaffolding of F , we say that f is *compatible with* σ if f folds along the edge germs in σ^f and opens along the edge germs in σ^o .

Implicit in this terminology is that G was provided with a fully open scaffolding (such as will usually be the case for a pre-building). More generally a map between constructions both provided with scaffoldings is compatible if it maps the open edge germs in F to open ones in G , and for edge germs marked “fold” in F it either folds them or else maps them into edge germs marked “fold” for G .

Definition 6.1. A scaffolding is *full* if $\sigma^o \cup \sigma^f = \mathbf{EG}(F)$. A scaffolding is *coherent* if there exists a building B and a map $h : F \rightarrow B$ compatible with σ .

It should be possible to replace the definition of coherence with an explicit list of required properties, but we don’t do that here. Recall that we will be working under the assumption of existence of some ϕ -harmonic map so the above definition is adequate for our purposes.

One of the main properties following from coherence is a propagation property. A neighborhood of a hexagonal point cannot be folded in an arbitrary way. One may list the possibilities, the main one being just folding in two; note however that there is another interesting case of three fold lines alternating with open lines. Certain cases are ruled out and we may conclude the following property:

Lemma 6.2. *If σ is coherent, and x is a hexagonal point, then if two adjacent edge germs at x are in σ^o it follows that the two opposite edge germs are also in σ^o .*

This will mainly be used to propagate the open or fold edge germs along edges which are “straight” in the following sense. This definition coincides with Definition 4.9 for a pre-building provided with the fully open scaffolding.

Definition 6.3. Suppose S is a segment and $\varphi \in F(S)$. Suppose σ is a scaffolding for F . We say that φ is *straight* if, at any point x in the interior of φ (that is to say $x \in F(p)$ is the image of a point $a \in S(p)$ which is not an endpoint), the forward and backward directions along φ in the spherical construction F_x are separated by three edges a, b, c such that the edge germs ab and bc are in σ^o . Here the edge germ denoted ab corresponds to the vertex separating the edges a and b in the spherical construction.

Corollary 6.4. *Suppose φ is a straight edge and σ a coherent scaffolding. Then the marking of both forward and backward edge germs of φ is the same all along φ .*

Straight edges are mapped to straight edges:

Lemma 6.5. *Suppose F is a construction with scaffolding σ and $\varphi \in F(S)$ is an edge. If $h : F \rightarrow B$ is any map to a building compatible with σ , and if φ is straight with respect to σ , then the image of φ is contained in a single apartment of B and is a straight line segment in that or any other apartment.*

Scaffolding is used to keep track of the additional information which comes from a ϕ -harmonic map, namely that small open neighborhoods in X^* map without folding to apartments in a building. For trees, this was illustrated in Figures 3, 4 and 5.

Proposition 6.6. *The initial construction Z of Theorem 5.2 is provided with a coherent full scaffolding σ_Z , such that if $x \in X - C$ is a non-caustic point, then all edge germs in the hexagon in $Z_{h_Z(x)}$ image of the local spherical construction of E_x at the origin, are in σ_Z^o . If B is a building, there is a one-to-one correspondence between harmonic ϕ -maps $X \rightarrow B$ and construction maps $Z \rightarrow B$ compatible with σ_Z .*

Proof. (Sketch) All edge germs based at any point $x \in X - C$ are in σ^o by the remark at the end of Section 5.3. In the regions near caustics, intersections of caustics or branch points, the local constructions E_x map into any building without folding, so all of their edge germs are in σ^o . The remaining edges are always straight segments attached to fourfold points, and at these fourfold points two of the edges are already marked “open” so the other two must be marked “fold”. This is illustrated in the BNR example in Section 7. The scaffolding is coherent because we are assuming that there exists at least one ϕ -harmonic map such as can be obtained from Parreau’s theory [22] [17]. \square

6.2. Cutting out. We now describe an important operation. Suppose (F, σ) is a construction with coherent scaffolding. Suppose $P^{a,b}$ is a parallelogram (with either orientation), and denote by $V^{a,b}$ the union of two segments based at the origin on the boundary of $P^{a,b}$. Suppose that F may be written as a pushout

$$F = G \cup^{V^{a,b}} P^{a,b}$$

along a map $g : V^{a,b} \rightarrow G$. Let σ_G be the induced scaffolding of G . Suppose that the two segments making up $V^{a,b}$, of lengths a and b respectively, are straight in G with respect to σ_G .

Theorem 6.7. *In the above situation, if B is a building, then any map $h_G : G \rightarrow B$ compatible with σ_G extends uniquely to a map $h : F \rightarrow B$ compatible with σ . Furthermore, under this map the image of the parallelogram $P^{a,b}$ is isometrically embedded in B and doesn’t fold any edge germs of $\mathbf{EG}(P^{a,b})$.*

In the above situation, we refer to G as being obtained from F by *cutting out* the image of the parallelogram $P^{a,b}$. Notice that all of the edge germs in $\mathbf{EG}(P^{a,b}) \subset \mathbf{EG}(F)$ are either marked “open”, or not marked. We may extend the scaffolding σ to one σ_1 with $\sigma_1^f = \sigma^f$ and $\sigma_1^o = \sigma^o \cup \mathbf{EG}(P^{a,b})$, and the theorem implies that any map from F to a building compatible with σ must also be compatible with σ_1 . If σ is full then of course coherence implies that $\sigma_1 = \sigma$.

Note also that if σ is full then σ_G is full.

We say that (F, σ) is *trimmed* if it is not possible to cut out any parallelograms in the above way.

Theorem 6.8. *The initial construction Z of Theorem 5.2, provided with the scaffolding σ_Z of Proposition 6.6, may be trimmed. The result is a two-manifold construction Z_0 again provided with a coherent full scaffolding σ_0 . If B is a building, there is a one-to-one correspondence between:*

- Harmonic ϕ -maps $X \rightarrow B$;
- Maps $Z \rightarrow B$ compatible with σ_Z ; and
- Maps $Z_0 \rightarrow B$ compatible with σ_0 .

6.3. Pasting together. The construction Z_0 now obtained will have, in general, many fourfold points of positive curvature. These cannot appear in the image of a map $Z_0 \rightarrow B$, so some folding must occur. The direction of the folds is determined by the scaffolding, and indeed that was the reason for introducing the notion of scaffolding: without it, there is not *a priori* any preferred way of determining the direction to fold a fourfold point. However, once the direction is specified, we may proceed to glue together some further pieces of the construction according to the required folding. This is the “pasting together” process.

Put

$$W^{a,b} := P^{a,b} \cup^{V^{a,b}} P^{a,b}.$$

We have a projection $\pi : W^{a,b} \rightarrow P^{a,b}$ given by the identity on each of the two pieces.

Here we may use either of the two possible orientations, that doesn’t need to be specified but of course it should be the same for both parallelograms.

The local spherical construction of $W^{a,b}$ at the origin $0 \in W^{a,b}$ is a graph with a single cycle of length 4, in other words the origin is a fourfold point. In particular, if $W^{a,b} \rightarrow B$ is any map to a building, two of the four edge germs at 0 must be folded. There is a choice here: at least two opposite edge germs must be folded, but the other two could

either be opened or also folded. We are interested in the case when the originally given parallelograms are not folded. Let v_1, v_2 be the edge germs at the origin in $W^{a,b}$ which are in the middle of the spherical constructions of the two pieces $P^{a,b}$ (the spherical construction of $P^{a,b}$ at the origin is a graph with two adjacent edges and three vertices, the middle edge germ corresponds to the middle vertex).

Proposition 6.9. *Suppose we are given a coherent scaffolding σ_W of $W^{a,b}$. We assume that v_1 and v_2 are in σ_W^o , and that the two edges comprising $V^{a,b}$ are straight. Then any map $h_W : W^{a,b} \rightarrow B$ to a building, compatible with σ_W , factors through the projection*

$$W^{a,b} \xrightarrow{\pi} P^{a,b} \xrightarrow{h_P} B$$

via a map h_P which is an isometric embedding of the parallelogram into a single apartment of B .

Let $\sigma_{W,\max}$ be the full scaffolding defined by taking all edge germs of each $P^{a,b}$ to be open, and letting the edge germs along the edges of $V^{a,b}$ be folded. A corollary of the proposition is that any coherent scaffolding of $W^{a,b}$ satisfying the hypotheses has to be contained in $\sigma_{W,\max}$.

Now suppose F is a construction with coherent scaffolding σ . Suppose we have an inclusion

$$W^{a,b} \hookrightarrow F$$

and suppose that the induced scaffolding σ_W of $W^{a,b}$ satisfies the hypotheses of the proposition, namely the angle between v_1 and v_2 is open and the edges of $V^{a,b}$ are straight. Define the quotient

$$\tilde{F} := F \cup^{W^{a,b}} P^{a,b}$$

which amounts to *pastings together* the two parallelograms which make up $W^{a,b}$.

Corollary 6.10. *Under the above hypotheses, any map to a building $h : F \rightarrow B$ compatible with σ factors through a map*

$$\tilde{F} \rightarrow B.$$

This operation may be combined with the cutting-out operation. Let $\overline{V}^{a,b}$ denote the opposite copy of $V^{a,b}$ inside $P^{a,b}$. We may write

$$\partial W^{a,b} = \overline{V}^{a,b} \cup^{p \sqcup p} \overline{V}^{a,b},$$

it is a rectangular one-dimensional construction formed from two edges of length a and two edges of length b (again as usual, we should chose

one of the two possible orientations for everything). We may define a projection

$$\partial W^{a,b} \rightarrow V^{a,b}$$

as the identity on the two pieces. The combination of pasting together and cutting out may be summarized in the following theorem.

Theorem 6.11. *Suppose (F, σ) is a construction with coherent scaffolding. Suppose that F can be written*

$$F = G \cup^{\partial W^{a,b}} W^{a,b}.$$

Suppose the scaffolding σ_W induced by σ on $W^{a,b}$ satisfies the hypotheses of Proposition 6.9. Define

$$\widehat{G} := G \cup^{\partial W^{a,b}} V^{a,b}.$$

We may write

$$\widetilde{F} = \widehat{G} \cup^{V^{a,b}} P^{a,b}.$$

Furthermore, σ induces scaffoldings σ_G on G and $\sigma_{\widehat{G}}$ on \widehat{G} . Let $\sigma_{\widetilde{F}}$ be the scaffolding of \widetilde{F} obtained from $\sigma_{\widehat{G}}$ by declaring all edge germs of $P^{a,b}$ to be open.

Assume that $V^{a,b} \subset \widehat{G}$ is standard with respect to the scaffolding $\sigma_{\widehat{G}}$. Then there is a one-to-one correspondence between the sets

$$\left\{ \text{maps } h' : \widehat{G} \rightarrow B \text{ to a building compatible with } \sigma_{\widehat{G}} \right\}$$

and

$$\left\{ \text{maps } h : F \rightarrow B \text{ to a building compatible with } \sigma, \right\}$$

both being the same as

$$\left\{ \text{maps } h : \widetilde{F} \rightarrow B \text{ to a building compatible with } \sigma_{\widetilde{F}} \right\}$$

via the natural maps

$$\widehat{G} \rightarrow \widetilde{F} \leftarrow F.$$

The scaffolding $\sigma_{\widehat{G}}$ is never full, because it doesn't say what to do along the new edges which have been introduced by glueing together the appropriate edges in $\partial W^{a,b}$. This is the main problem for iterating the construction, and it eventually leads to the need to look for BPS states.

6.4. Two-manifold constructions. A *two-manifold construction* is a construction F such that the topological space $F(p)$ is a 2-dimensional manifold.

Lemma 6.12. *A construction F is a two-manifold if and only if its local spherical constructions F_x are polygons.*

The polygons have an even number of edges because of the orientations of enclosures.

Suppose F is a two-manifold construction. A point $x \in F(p)$ is a *flat point* if F_x is a hexagon; it is a *positively curved point* if F_x has two or four sides, and it is a *negatively curved point* if F_x has eight or more sides. Usually we will deal with just three kinds, the rectangular points, the flat or hexagonal points, and the octagonal points.

We have the following important observation which shows that the two-manifold property is preserved by the combination of pasting together and cutting out.

Lemma 6.13. *In the situation of Theorem 6.11, suppose F is a two-manifold construction. Then \widehat{G} is also a two-manifold construction.*

Suppose F is a two-manifold construction with no twofold points. Suppose $x \in F(p)$ is a rectangular point (i.e. F_x has four edges), and suppose σ is a full coherent scaffolding such that two of the edge germs at x are in σ° . Then there exists a copy of $W^{a,b} \subset F$ sending the origin to x , and by fullness and coherence of σ we may assume that we are in the situation of Theorem 6.11, meaning that the two edges of $V^{a,b}$ are straight and the angle between them is open. We may assume that it is a maximal such copy. The process of Theorem 6.11 yields a new two-manifold construction \widehat{G} .

6.5. The reduction process. We may now schematize the reduction process obtained by iterating the above operation.

We are going to define a sequence of two-manifold constructions F_i with full coherent scaffoldings σ_i . The first one F_0 will be obtained by trimming some initial construction. We assume that there are never any twofold points. We will be happy and the sequence will stop if we reach a construction F_i which has no fourfold points, so it is a pre-building.

Suppose we have constructed the (F_i, σ_i) for $i \leq k$. We suppose that F_k has no twofold points, and that at every rectangular point, two of the edges are marked “open”. Choose a rectangular point $x \in F_k$ and let $W^{a,b} \subset F_k$ be a maximal copy with the origin corresponding to x , such that the edges of $V^{a,b}$ are straight. Applying the pasting together

and cutting out process of Theorem 6.11, we obtain a new two-manifold construction $F_{k+1} := \widehat{G}$.

Hypothesis 6.14. We assume \widehat{G} has no twofold points, and that there is a unique way to extend the scaffolding $\sigma_{\widehat{G}}$ to a full coherent scaffolding σ_{k+1} on F_{k+1} such that there are two open edges at any new rectangular points.

Corollary 6.15. *If this hypothesis is satisfied at each stage, then the reduction process may be defined.*

One of the main ideas which we would like to suggest is that this hypothesis will be true if there are no BPS states. How the reduction process works, and the relationship with BPS states, will be discussed further in Section 8 below.

6.6. Recovering the pre-building. Suppose we start with a construction F and scaffolding σ , then trim it to obtain a two-manifold construction F_0 without twofold points. Suppose then that Hypothesis 6.14 holds at each stage so we can define the reduction process, and suppose that the process stops after a finite time with some F_k which has no positively curved points. Then we would like to say that this allows us to recover a pre-building with a map from F . We explain how this works in the present subsection.

The first stage is to undo the initial trimming. Put $G_0 := F$. Then apply Theorem 6.7 successively to obtain a sequence of constructions G_i , with G_{i-1} playing the role denoted F in Theorem 6.7. Hence, G_{i-1} is a pushout of G_i with a standard parallelogram. If this process stops at a trimmed construction $F_0 = G_k$ then we may successively do the pushouts to get $G_{k-1}, G_{k-2}, \dots, G_0 = F$. Thus F is obtained from F_0 by a sequence of pushouts with standard parallelograms.

Next, starting with F_0 we do a sequence of pasting and cutting operations to yield two-manifold constructions F_i . Here, F_i is obtained from F_{i-1} by applying Theorem 6.11. In particular, we have a construction \widetilde{F}_{i-1} which is on the one hand the result of a pasting operation applied to F_{i-1} , but on the other hand is a pushout of F_i along a standard parallelogram.

Define inductively a sequence of constructions H_i , starting with $H_0 := F$, as follows. At each stage, we will have $F_i \subset H_i$, and H_i is obtained from F_i by a sequence of pushouts along standard parallelograms (to be precise this means pushouts along the inclusion $V^{a,b} \hookrightarrow P^{a,b}$). This holds for H_0 .

Suppose we know H_{i-1} . Then \tilde{F}_{i-1} is a pasting of F_{i-1} as in Corollary 6.10. Do the same pasting to H_{i-1} instead of F_{i-1} , in other words

$$H_i := H_{i-1} \cup^{F_{i-1}} \tilde{F}_{i-1}.$$

By the inductive hypothesis, H_{i-1} is a pushout of F_{i-1} by a series of standard parallelograms, thus it follows that H_i is a pushout of \tilde{F}_{i-1} by the same series. On the other hand, \tilde{F}_{i-1} was a pushout of F_i by a standard parallelogram. Therefore we obtain the inductive hypothesis that H_i is a pushout of F_i along a series of standard parallelograms.

We have a sequence of maps $H_{i-1} \rightarrow H_i$. These are quotient maps. Composing them we obtain a series of maps $F \rightarrow H_i$. If F was the initial construction for (X, ϕ) then we would get in this way a ϕ -harmonic map $X \rightarrow H_i$.

Under the hypothesis that the process leading to a sequence of F_i stops at some finite k , we obtain a construction H_k . If F_k has no fourfold points, we would like to say that H_k is the pre-building; however, in putting back in the pushouts with standard parallelograms, we might be introducing new fourfold points. Therefore, as was done previously for the small object argument, we should apply the folding-in process of Lemma 4.21. Precisely, having $F_k \subset H_k$ obtained by a sequence of pushouts by standard parallelograms, apply the folding-in process at each stage to transform the pushout into a good pushout as described in Lemma 4.21 preserving the pre-building property. The resulting construction is a pre-building \tilde{H} accepting a map $F \rightarrow \tilde{H}$. It is universal for maps to pre-buildings.

Theorem 6.16. *Suppose that there are no BPS states and Conjectures 8.4 and 8.5 hold. Then we obtain a pre-building $B_\phi^{\text{pre}} := \tilde{H}$ and a ϕ -harmonic map*

$$h_\phi : X \rightarrow B_\phi^{\text{pre}}$$

which is universal for ϕ -harmonic maps to pre-buildings containing extensions to the enclosures E_x used for the initial construction. The small object argument of Theorem 4.22 yields a versal ϕ -harmonic map to a building.

The map to the building is only versal. Indeed, at a stage of the construction of B_ϕ^{pre} where we add a pushout with a standard parallelogram, if we are given a map $V^{a,b} \rightarrow B$ which is not itself standard (say for example the two edges coincide) then the extension to a map $P^{a,b} \rightarrow B$ is not unique.

7. THE BNR EXAMPLE, REVISITED

In order to illustrate the procedure described above, we show how it works in the BNR example from [17]. It was by considering this example in a new way that we came upon the above procedure.

Recall the picture from [17, Figure 3] of the spectral network containing two singular points b_1, b_2 . At each singularity, there are two spectral network lines which meet lines from the opposite singularity, and the resulting four segments delimit a diamond-shaped zone in the middle of the picture. There is a single caustic C joining b_1 to b_2 across the middle of this region.

Recall that we had found that a ϕ -harmonic map to a building would fold together this middle region along the caustic, identifying the two collision points. The resulting pre-building is conical with a single singularity at the origin. Here, eight sectors form a two-manifold, with the collision being a negatively curved singular point of total angle 480° . There are two additional sectors, forming a link across the middle of the octagon. The image of the middle region goes into these sectors but is not surjective due to the folding along the caustic, see [17, Figure 4].

We now illustrate how this end picture comes about using the process described above. The first step is to create the initial construction. For this, let us cover the caustic by some regions as illustrated in Figure 10.

The regions which cover the caustic are the ones which are bounded by the two foliation lines going from a_0 to a'_0 , resp. a_2 to a'_2 , resp. a_4 to a'_4 . The first and last ones include the singularities b_1 and b_2 .

Each of these regions is folded under any ϕ -harmonic map. They are in fact Ω_{pq} regions (except at the two endpoints). The image of the regions from Figure 10 under the integration map to an apartment, are shown in Figure 11.

The enclosures corresponding to these folded pieces are sketched into the picture completing the shaded regions to full parallelograms.

The initial construction Z consists of glueing together these enclosures covering the caustics, and then adding enclosures around the remaining points which are not for the moment glued together. The illustration of Figure 11 may be viewed as a picture of Z , where the non-shaded regions of the curve correspond to two different sheets, an upper and a lower one corresponding to the upper and lower regions in Figure 10. The completions of parallelograms just below the caustic are part of the initial construction Z (these pieces should be considered as shaded having only one sheet) but they are not images of points in X .

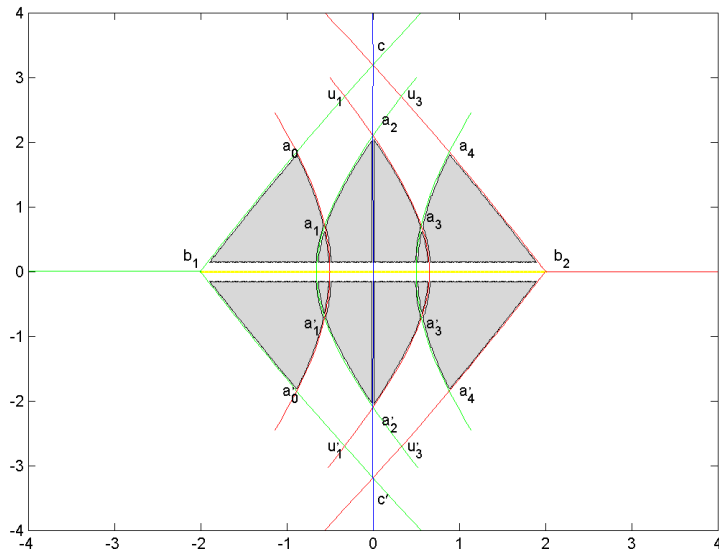


FIGURE 10. Regions covering the caustic

The zone below the dashed line is empty, that is to say it doesn't correspond to any points in Z , in Figure 11 and similarly for the subsequent ones.

Now Z may be trimmed by taking out the regions containing folded pieces, leaving Z_0 as shown in Figure 12. Again there are two sheets, which are joined together along the edge from b_1 to b_2 (and also along the rays pointing outward from b_1 and b_2). In this case the edge where the two sheets are joined corresponds to the dotted line, and as said above, the zone below the dotted line is empty.

In Z_0 we have five points a_0, a_1, a_2, a_3, a_4 which are not hexagonal. The points a_0, a_2, a_4 are eightfold whereas a_1, a_3 are fourfold points. The segments b_1a_0 and a_4b_2 are marked "open", due to the trivalent edges in the constructions which are placed at the singularities. Indeed, on the outer side of b_1 one gets an open edge, because we are in the image of a neighborhood in x as was illustrated in Figures 3 and 4. This open edge then propagates into the segment b_1a_0 by Lemma 6.4, because in Z_0 all the points along this edge are hexagonal, including b_1 , and up to (but not including) a_0 . The segment is straight because on either side we are in the image of neighborhoods from X .

We may now show that the four segments a_0a_1, a_1a_2, a_2a_3 and a_3a_4 are marked "fold". Consider for example the fourfold point a_1 . Let u_1

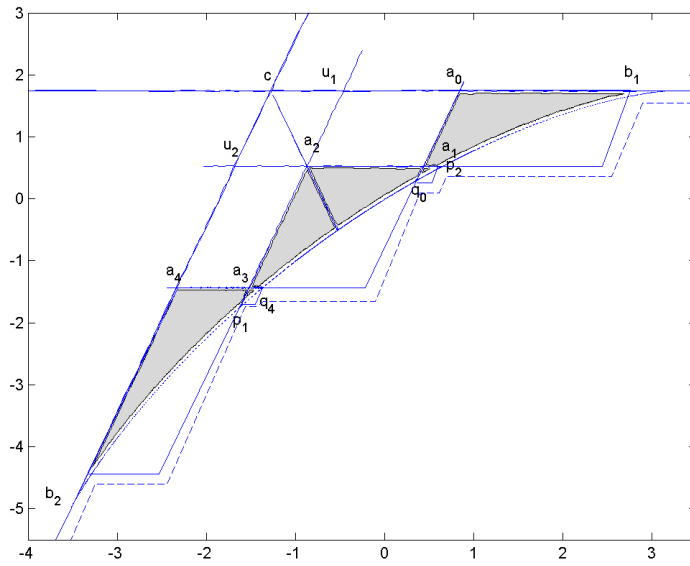


FIGURE 11. Images of the regions

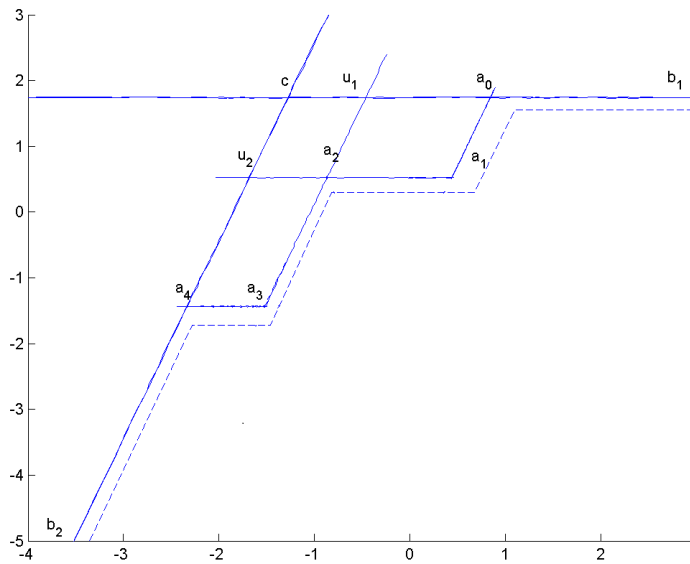


FIGURE 12. After trimming

and u'_1 be the points which complete the two parallelograms spanned by a_0, a_1, a_2 . The four sectors around a_1 are $a_1a_0u_1$, $a_1a_0u'_1$, $a_1a_2u_1$ and $a_1a_2u'_1$. Suppose we are given a map $Z_0 \rightarrow B$ to a building, coming from a ϕ -harmonic map $h : X \rightarrow B$. The two sectors $a_1a_0u_1$ and $a_1a_2u_1$ come from two adjacent sectors at a point in X (one of the lifts of the point a_1). Since the map h doesn't fold anything in $X - C$, we conclude that there is no folding along the edge a_1u_1 . Similarly for $a_1u'_1$. But since there are no cycles of length ≤ 4 in the local spherical buildings of B , the four sectors have to be collapsed somehow. Therefore, our map must fold along the segments a_1a_0 and a_1a_2 .

The same argument at a_3 shows that the map must fold along a_3a_2 and a_3a_4 .

Therefore the four segments a_0a_1 , a_1a_2 , a_2a_3 and a_3a_4 are marked "fold".

All other edges of Z_0 correspond to edges in X , so we conclude that all edges except for these four are marked "open".

We may now look at how the pasting-together process works. The first step is to paste together the two parallelograms $a_0a_1a_2u_1$ and $a_0a_1a_2u'_1$. Similarly we paste together $a_2a_3a_4u_3$ and $a_2a_3a_4u'_3$. The result is shown in Figure 13.

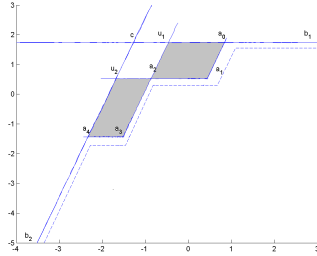


FIGURE 13

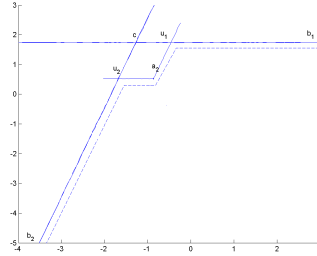


FIGURE 14

Then we can cut out the parallelograms obtained from the above pasting. This gives the picture shown in Figure 14 which is again a two-manifold construction Z_1 . As before there are two sheets joined along the edge.

Now there is one remaining fourfold point at a_2 (notice that what was previously an eightfold point has now become a fourfold point). Denote by u_1 and u_3 the images in Z_1 of the pairs of points (u_1, u'_1) and (u_3, u'_3) respectively. By the same reasoning as before, the segments a_2u_1 and a_2u_3 are marked "fold" whereas all the other edges are marked "open".

The next and last step of the pasting-together process is to paste together the two parallelograms $u_1a_2u_3c$ and $u_1a_2u_3c'$ where c and c' are the two collision points from X . This gives Figure 15.

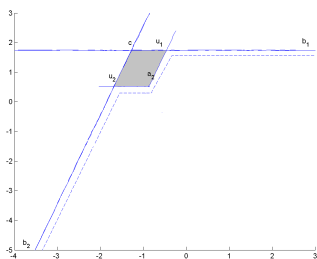


FIGURE 15

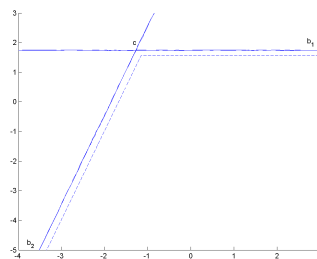


FIGURE 16

Cutting out the parallelogram obtained from the pasting-together, gives the two-manifold construction Z_2 shown in Figure 16.

It has only a single eightfold point at the image of the two collision points which are now identified. There are no fourfold points. Therefore we may back up and add back in all of the parallelograms which were removed by the cutting-out processes.

This gives the picture shown in Figure 17 which is the universal pre-building accepting a map from X . Here as before, the unshaded regions above and to the left correspond to two sheets; the shaded regions as well as the remaining pieces of the parallelograms just next to the dotted line, are single sheets, and everything below the dotted line is empty.

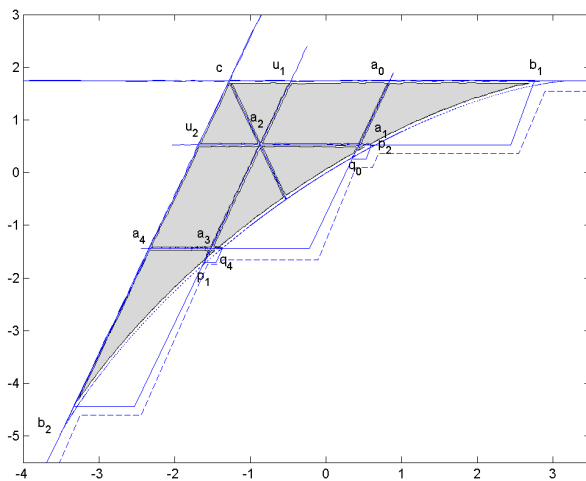


FIGURE 17. The pre-building

When we turn this into a building using the small object argument, we get back the universal building constructed in [17].

This was a first illustration of how the reduction process introduced in Section 6.5 leads to a universal pre-building. In the next section we discuss some further aspects of the process in the general case.

8. THE PROCESS IN GENERAL

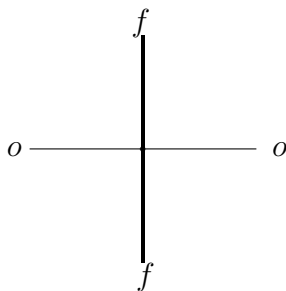
In general we have the following setup: starting with (X, ϕ) we first make the initial construction Z , then trim it to get a two-manifold construction Z_0 . Then we go through a sequence of steps of pasting-together then cutting-out described in Section 6.5. This yields a sequence of two-manifold constructions Z_i (these were denoted F_i in Section 6 but we change to the notation Z_i here in order to think of them as modifications of the original surface Z). The construction Z_0 has a coherent full scaffolding by Lemma 6.6. In order to proceed with the construction at each step, we would like to know that after each operation the new Z_i may still be given a uniquely defined full coherent scaffolding, which is Hypothesis 6.14.

If this hypothesis holds at each stage, then we can continue the operation and hope that it converges locally at least. In this section we explain some ideas for how to understand more precisely the sequence of constructions, and how to see Hypothesis 6.14 saying that full scaffoldings will be determined at each step, if there are no BPS states.

8.1. Properties of scaffoldings. Let us first axiomatize some properties of our two-manifold constructions and their scaffoldings.

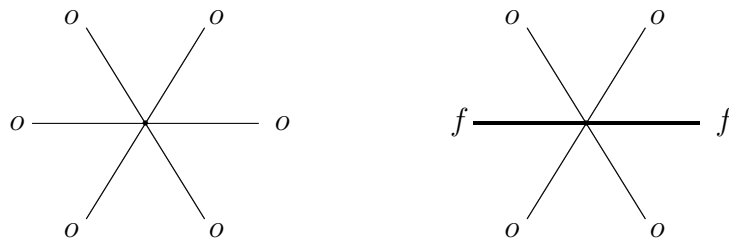
Our two-manifold constructions Z_i are provided with scaffoldings in which almost all of the edges are marked “open” or o . Those vertices in the local spherical buildings which are marked “fold” or f , are parts of straight edges (that is, edges such that at each point, at least one side of the edge has both directions transverse to that edge, marked o). The marking is the same along the straight edge.

Fourfold points— We require that, at any fourfold point there should be two opposite edges marked o , and two opposite edges marked f :

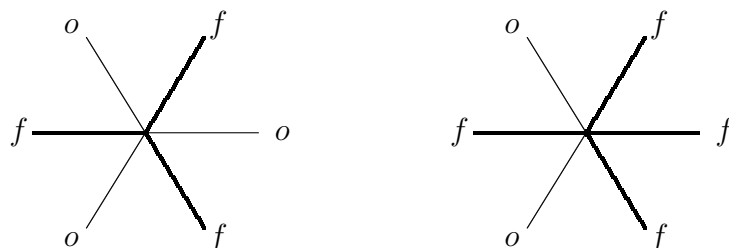


The configuration with all four edges folded is admissible from the point of view of coherence, but throughout our procedure we conjecture that it should not occur.

Hexagonal points— At a hexagonal point, the possibilities are as follows. First, either all edges are open or two opposite edges are folded.

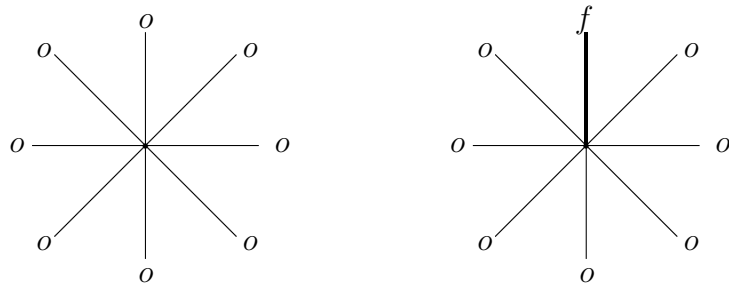


It is also possible to have three o and three f alternating; this configuration should actually be considered as a superposition of a $4v$ point plus an $8v$ point starting a new postcaustic curve. Furthermore, one additional edge can also be folded.

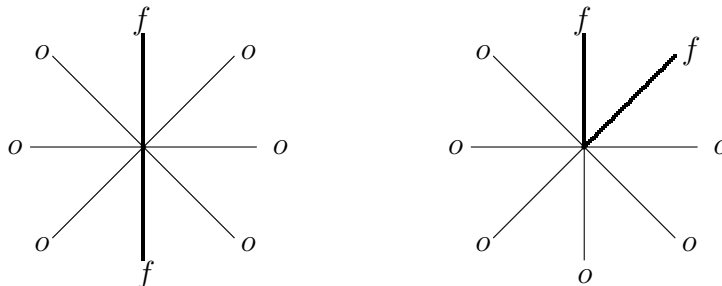


Finally, a hexagonal point can have all edges folded. Again, we conjecture that this doesn't appear in our procedure.

Eightfold points— At an eightfold point, there are the following main possibilities. First, a BNR point with all edges open. Then, a point with a single fold line, as happens at the end of a postcaustic curve, initially coming from a singularity.



There are two ways of having a post-caustic pass through the eight-fold point, either two opposite fold lines, as is most standard; or two adjacent fold lines,.



Notice that when the two adjacent fold lines get folded up, the image is a hexagon, with one sector covered three times by passing over and back.

This picture with two adjacent fold lines comes up, in particular, in the initial construction when we have a crossing of two caustic lines. It can also arise sometime later in the procedure.

Other eightfold points—several other configurations are also admissible from the point of view of coherence, although we feel that they probably will not occur in the procedure. It is left to the reader to enumerate these.

This finishes the description of the expected properties of open and fold markings of our scaffolding. The set of possible local pictures listed above covers the situations which we meet along the various steps of the process. A scaffolding of a two-manifold construction will be called *admissible* if its local pictures are in the above list (completed as per the preceding paragraph).

Proposition 8.1. *If Z_i is a two-manifold construction with a full coherent scaffolding, then the scaffolding is admissible.*

Corollary 8.2. *In the two-manifold construction obtained by trimming the initial construction, and then in the two-manifold constructions which are met along the way of our process (assuming that there are no BPS states and Hypothesis 6.14 holds), the full coherent scaffolding is always admissible.*

8.2. Post-caustics. It is a consequence of the above list of local pictures allowed for an admissible scaffolding, that the collection of points which have an edge marked “fold” in the scaffolding is organized into a collection of piecewise linear curves marked as folded edges. Furthermore, it follows that the endpoints of the curves are $8v$ points (or $6v$ triple points), and along a curve the successive segments have

endpoints which alternate as $8v, 4v, 8v, \dots, 4v, 8v, 4v, 8v$. All points outside of these are hexagonal i.e. flat.

Call these curves “post-caustic” curves, because they arise in the initial construction as approximations to the caustics.

We may think of Z_i as a locally flat surface but with singularities: positive curvature at the $4v$ points (total angle 240°) and negative curvature (total angle 480°) at the $8v$ points. The total curvature of a post-caustic curve is equivalent to one $8v$ vertex.

8.3. Determining new markings. The next step is to start trying to remove the fourfold points by using the pasting-together construction of Section 6.3. Suppose we have gotten to a two-manifold construction Z_i .

At a fourfold point we choose a standard pair of parallelograms to be glued together. It may be seen from the Ω_{pq} argument that the two parallelograms must go to the same place in any harmonic map to a building. Here, by a standard parallelogram we mean one in which all of the interior edges, including interior edges along the sides, are labeled as open. Thus in a map to a building the paths which look noncritical, must actually map to noncritical paths. This applies in particular to the two outer edges which are common to both parallelograms. They form a noncritical path joining the two endpoints of the parallelograms p and q , and the Ω_{pq} argument works as usual. Both parallelograms are swept out by noncritical paths so the two images in any map to a building must be identified.

Let Y_{i+1} denote the result of pasting together the two parallelograms. The next two-manifold construction Z_{i+1} is then obtained by cutting out the resulting parallelogram from Y_{i+1} .

Denote by the “common edges” of the parallelograms the two edges which are common and which start from the fourfold point; the “glued edges” are the other two edges of each parallelogram.

We assume that at least one of the two edge lengths of the parallelogram is maximal. It means that a non-hexagonal point, or possibly a hexagonal point with nontrivial marking, was encountered along some glued edge of at least one of the parallelograms.

In the new two-manifold construction Z_{i+1} , the only edges which don’t benefit from the previous scaffolding are the two glued edges. Therefore, the main problem is how to determine the new marking along these edges. We illustrate this in the next section.

8.4. A sample step. Let us consider an example of pasting with a singularity on the edge. We draw this in Figure 18. The two parallelograms to be pasted together are $PAQB$ and $PAQB'$. They share

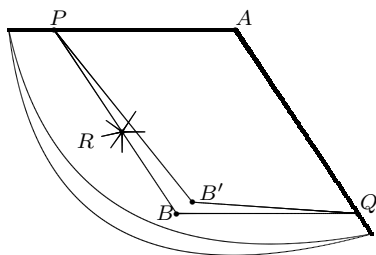


FIGURE 18

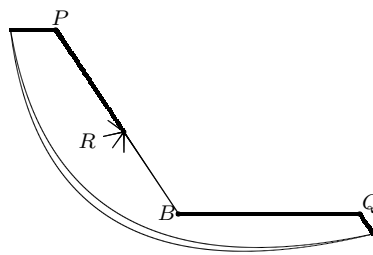


FIGURE 19

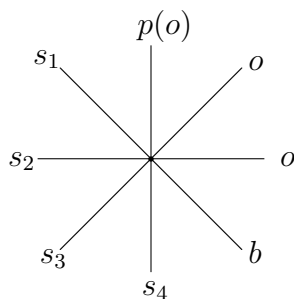
two common edges, PA and QA . These edges come together at a fourfold point A , and the other two edges at A are marked “open”, so the edges PA and QA are marked “fold”; hence they have been drawn as thick lines. The interior edges of both parallelograms are all marked “open”, in particular the four sides of each one are straight. Thus, the two parallelograms must be mapped to the same place under any harmonic map to a building, and we will paste them together and cut them out. Pasting together identifies the points B and B' , we denote the image just by B too. After cutting out the parallelogram we get a new two-manifold shown in Figure 19

The eightfold point R lies on the edge PB of the first parallelogram, this is constraining the width of the parallelogram to be maximal. Let R' denote the corresponding point on the other parallelogram; we are assuming that R' is a regular hexagonal point. Now R and R' are also identified in the new two-manifold and we let their image be called R too.

In the picture we have drawn, we are assuming that P and Q are hexagonal points and the folded edges PA and QA extend beyond the points P and Q respectively. In the new two-manifold, P and Q are fourfold points, from which it follows that the edges QB and PR are folded.

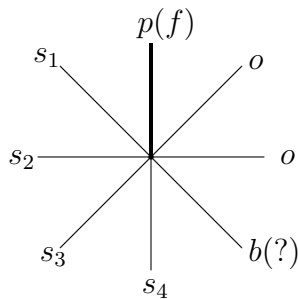
Main question: what is the marking of the edge RB ?

Let us look in the spherical construction at the point R . At R' we have a hexagon with all directions marked “open”, whereas at the original point R we are assuming there is an eightfold point. The two directions which are interior to the parallelogram are marked “open” by the hypothesis that the parallelogram is standard. We may picture the original point R as follows, with the edges going towards P and B marked p and b respectively.



Notice that the edge p should be marked “open” otherwise we would have a non-admissible configuration at P . There are several different possibilities for the labels s_i as well as that of b , as will be discussed shortly.

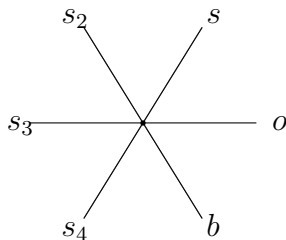
At the new point R , the three interior sectors have been replaced by the three sectors which were exterior to the parallelogram at the point R' . The two directions inside here are again marked “open” because of our hypothesis that R' was a flat hexagonal point. We are left with a diagram of the following form:



The direction p is now marked “fold” as discussed previously.

Lemma 8.3. *In the above situation, the markings of s_2 , s_3 and s_4 determine the marking of b .*

Proof. Since p is marked “fold”, it has to be folded leading to a hexagonal point. The edge germs to the left and right of p are joined together into a single one marked s below, and we don’t know how that one will be further folded. The hexagon may be pictured as:



If s_2 , s_3 and s_4 are open, then it follows that the full hexagon must be open. If either s_2 or s_4 is folded, then from the given open edge we cannot have a triple fold, so the opposite edge must also be folded. If s_2 is folded then it follows that b must be folded. If s_4 is folded then s must be folded. The hexagon then folds to a germ of half-apartment; and one can see b would be folded if and only if s_3 is folded. On the other hand, if s_3 is folded, then since the edge opposite to it is open, it follows that s and b must be folded. This completes the determination of the marking of b . \square

Of course this lemma treats just one of the various possible situations which can arise. We expect that similar considerations should hold in the other cases.

In our example, since the edge RB is straight, the marking of b propagates along the full edge and we conclude that the marking of RB is determined; for our example, that completes the determination of the full scaffolding on the new two-manifold.

By coherence one sees that there were only a few possibilities for the folded edges at R , and the reader may find it interesting to study what happens to the post-caustic curves in these cases. Suppose for example that the marking of b determined by the lemma is “open”. The possibilities for R are: a BNR point with no folding; a single folded edge s_1 ; two opposite folded edges s_1 and b ; or two adjacent folded edges s_4 and b . In the latter two cases, the edge BR was folded in the original construction, and this fold must continue past B . In the new construction, the edge BR is no longer folded but the part of the post-caustic after B will still be present. Therefore, at the point B in the new construction we obtain two adjacent folded edges, this continuation together with the new fold along BQ . Also in these two cases, at the new point R we have two folded edges, p and either s_1 (adjacent) or s_4 (opposite). The new post-caustic coming from the point P thus attaches onto the piece of post-caustic that used to come from one side of B , whereas the old post-caustic on the other side of B is now attached to the piece going through Q .

8.5. The indeterminate case. In a less generic situation, the new marking might not be well determined. Consider a picture similar to the previous one, but where the post-caustic bounding the parallelogram ends at an eightfold point P as shown in Figure 20.

Now when we paste and cut out, the picture is in Figure 21, noting specially that the edge PR is now open. The argument used to conclude that RB should be open, is no longer valid and we don't know how to

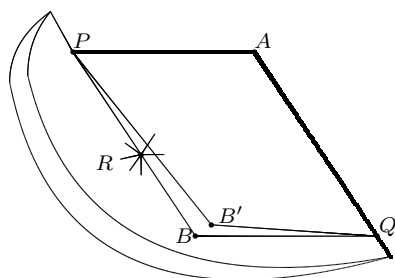


FIGURE 20

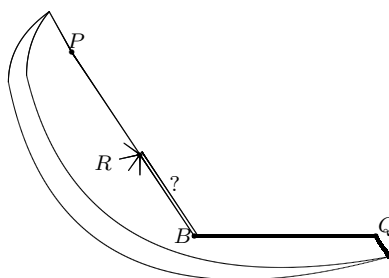


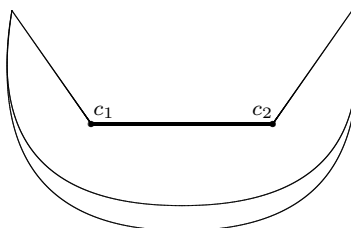
FIGURE 21

mark RB (however that might be determined for some configurations of the markings of b and the s_i).

It corresponds to a BPS state: the eightfold point P lies on a spectral network curve going in the upward direction, whereas in the cases where the markings of s_i don't tell us what to do for b , the point R is also on a spectral network curve. These two spectral network curves meet head-on along the segment PR and we get a BPS state.

One can also see that the resulting pre-building can admit folding maps to other buildings. Here two eightfold points are connected by an edge (which is not marked "open"). This is the first and most basic example where can be a nontrivial choice of maps to buildings, some of which fold and hence do not preserve distances.

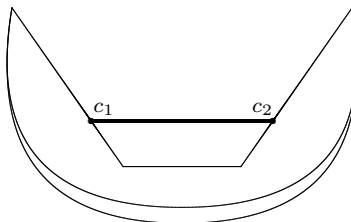
Such a two-manifold construction, which we denote now by C , is analogous to the tree with a BPS state of Figure 2.



In this picture there are two sheets below the three edges, and no sheets above. The two eightfold points c_1 and c_2 are joined by an edge which we have emphasized; it corresponds to a BPS state.

This construction C is itself a pre-building, so it can be completed to a building $C \subset B$ containing it isometrically as a subset. However, it also admits a map to another construction, folding along the edge c_1c_2 . To see this, choose two trapezoids sharing the edge c_1c_2 , and

paste them together.



View this as a single sheet over the trapezoid and two sheets below. The resulting construction C' is again a pre-building so it can be completed to a building $C' \subset B'$. Composing with the projection $C \rightarrow C'$ therefore gives a map to a building $h' : C \rightarrow B'$. Now h' folds along the segment c_1c_2 , and it is not an isometric embedding.

This family of maps h' is the analogue for SL_3 of the family of folding maps of trees pictured in Figure 6.

8.6. Keeping track of BPS states. Our main conjecture is that if there are no BPS states, then an indeterminate case doesn't occur. In order to set up the possibility to consider BPS states, we will need to pull along the spectral network (SN) lines in the process of our sequence of Z_i .

Let us consider the SN lines on the Z_i as being additional markings, which should conjecturally be subject to the following conditions.

- Some points will be marked as singularities.
- Each singularity will have a single SN line coming out of it.
- Each eightfold point which is at the end of a postcaustic, that is to say, having a single fold line, will have a single SN coming out of it. It is either opposite to the fold line, or adjacent to it (this is similar to the picture for the cases of two fold lines at an eightfold point).
- Each eightfold point with zero fold lines, that is to say a BNR point, will have two SN lines coming out of it.
- The eightfold points with two fold lines don't have SN lines.
- The SN lines should not intersect.
- The SN lines, in the middle, go through regular hexagonal points and they are straight.

The steps of our process consist of pasting together two parallelograms and cutting them out. The two edges which are common to the two parallelograms are fold lines, meeting in a fourfold point.

We choose parallelograms which have singular points somewhere on the boundary.

Each move will either decrease the total length of the postcaustics i.e. the fold lines, or diminish the number of fourfold points. In the case of integer edgelengths this would prove the finiteness conjecture. In general we need some other argument.

One of the basic moves, when applied to the first fourfold point along a postcaustic, will glue together some new open edges. In the case that the SN curve was opposite the fold line, the new glued edges are added to the SN curve, this way we build out the SN curve. In the adjacent case, on the contrary, the SN curve gets eaten up.

One thing that can happen here is that as the SN curve gets eaten up, we can end up passing the singularity. Then it changes to the other “opposite” case and we start spinning out the SN curve in the opposite direction. This is why all the SN directions at a singular point can actually have the opportunity to contribute.

The main problem is to analyze the transformations of this picture which can occur when the various types of singularities occur on the boundary of our parallelogram.

The markings o or f of the new edges glued in after we cut out the two parallelograms, are mostly determined; however, because of the singularity there is one segment where it isn't determined. This was illustrated in the previous subsection.

At least in a first stage, we will probably also want to assume some genericity of the positions of the singularities so that we don't reach several singularities on the boundary at once.

The basic idea is to say that if we reach a position where the new markings o or f of the indeterminate edge are not well determined by the configuration, then it must be that we had two SN curves which join up, and these form a BPS state. This phenomenon was illustrated in the example of Figures 20 and 21.

It is possible to envision finishing the process with no more fourfold points, but still having a segment marked “fold” joining two eightfold points. In this case, the pre-building is not rigid and there might be several harmonic mappings inducing different distance functions. We are conjecturing that this can only occur if there is a BPS state, indeed the fold line between eightfold points should correspond to a piece of the BPS state.

Understanding all of the possible cases currently looks complicated, but we hope that it can be done. We formulate the resulting statement as a conjecture.

Conjecture 8.4. *Suppose that (X, ϕ) has no BPS states. Then the sequence of two-manifold constructions Z_i is well-defined until we get to one which has no more fourfold points, or sixfold points with triple fold lines. Furthermore, this process stops in finite time, at least locally on X . Finally, at the end of the process there are no more “fold” markings in the scaffolding.*

Associated with this is a finiteness conjecture.

Conjecture 8.5. *On bounded regions the process stabilizes in finitely many steps.*

These conjectures say that the series of two-manifold constructions will stabilize to a nonpositively curved one which can be called the *core*. It plays a role analogous to Stallings’ core graphs [25, 15, 23]. Starting from the core we can then put back everything that had been trimmed off, following the discussion in Section 6.6, to get a pre-building.

Corollary 8.6. *If there are no BPS states, then on a bounded region we obtain a well-defined pre-building B_ϕ^{pre} . It has a ϕ -harmonic map*

$$h_\phi : X \rightarrow B_\phi^{\text{pre}}$$

such that if $h : X \rightarrow B$ is any ϕ -harmonic map to a building, then there exists a unique factorization through a non-folding map $f : B_\phi^{\text{pre}} \rightarrow B$.

8.7. Distances. One of the main statements which we would like to obtain through this theory is that the factorization from the pre-building is an isometric embedding. Recall that the *Finsler distance* is defined on an apartment A with coordinates x_1, x_2, x_3 subject to $\sum x_i = 0$, by

$$d((x_1, x_2, x_3), (x'_1, x'_2, x'_3)) := \max\{x'_i - x_i\}.$$

It is not symmetric, and indeed the two numbers $d(x, x')$ and $d(x', x)$ serve to define the *vector distance* which is the series of numbers $x'_i - x_i$ arranged in nonincreasing order.

Conjecture 8.7. *In the situation of Corollary 8.6, given a ϕ -harmonic map $h : X \rightarrow B$ to a building, the factorization $f : B_\phi^{\text{pre}} \rightarrow B$ is an isometric embedding for the Finsler distance.*

To approach this statement, we should define a notion of *noncritical path* in a construction, with respect to a scaffolding.

Suppose F is a construction provided with scaffolding, and suppose S is a straight segment joining its two endpoints x and y . Let s_x and s_y denote the vertices corresponding to the directions of S in F_x and F_y respectively. We say that F is *Finsler concave* along S if there exist vertices u and v in F_x and F_y respectively, such that u is at distance 4

from s_x and v is at distance 4 from s_y . Include also the possibility of a “segment of length zero” at a point x with two vertices u, v of F_x at distance ≥ 5 . Say that F is *Finsler nonconcave* if there is no segment or point at which it is Finsler concave.

The idea to show Conjecture 8.7 would be to do the following steps.

- The Finsler (or vector) distance between points in a (pre)building is calculated by adding up the distances along a noncritical path.
- If (F, σ) is a construction with scaffolding and $F \rightarrow B$ is a compatible map to a building, then the image of a noncritical path in F is a noncritical path in B with the same Finsler length.
- In a connected construction with fully open scaffolding, which is Finsler nonconcave, any two points are joined by a noncritical path.
- When there are no BPS states and assuming the previous conjectures, the pre-building B_ϕ^{pre} is Finsler nonconcave.

It should be possible to check these properties for any given example.

8.8. Isoperimetric considerations. We close this section by mentioning an important aspect. Under the pasting-together process, we glue together two parallelograms which are originally joined along two edges. The two parallelograms are supposed to be disjoint except for sharing these two edges. We need to choose a maximal such situation. In particular, when increasing the size of the parallelogram up to its maximal value (determined by when we meet some kinds of singularities along the boundary) we would like to make sure that we don't suddenly hit two points which are already previously identified. This is insured using an isoperimetric argument. Namely, suppose we have pasted together the parallelograms just up to a point right before the extra joined points. Cut out this pasted parallelogram, leaving as usual a two-manifold construction. The eightfold point from the vertex of the pasted parallelogram, is very near to a pair of points on the two sheets which are already identified. This gives a very short loop in our two-manifold construction (by very short here, it means arbitrarily short depending on how close we got to the already-joined points).

By hypothesis, our Riemann surface X is simply connected (if we started with an original problem on a non-simply connected surface the first step would have been to pass to the universal cover). It follows that the successive two-manifold constructions Z_i are also simply connected. So, we are now at a simply connected two-manifold construction which has a very short loop. This loop cuts the surface into two pieces, at

least one of which is a disk. We claim that this is impossible. To see that, notice that since we are going arbitrarily close to the joined-together point, there are only two possible ways for a post-caustic curve of fold lines to pass from outside the disk to inside the disk: either through the eightfold vertex of the pasted parallelogram, or through the joined-together point. From this maximum of two post-caustics passing through the boundary of the disk, and using the fact that along any post-caustic the singular points alternate eightfold and fourfold points starting with eightfold points at the endpoints, we count that the difference

$$(\text{number of fourfold points}) - (\text{number of eightfold points})$$

is at most 1. It follows that the total angle deficit due to the curvature inside the disk is at most 120° of positive curvature (whereas an arbitrary amount of negative curvature). Therefore the isoperimetric inequality for this disk cannot be worse than that of a single fourfold point, where a small boundary implies that the disk is small itself. We get a contradiction to the arbitrarily small nature of our loop. This completes the proof that any two parallelograms to be pasted together through our process, are joined solely on the two edges coming out of the fourfold point.

9. THE A2 EXAMPLE

We include a few pictures concerning the next class of examples after BNR. It illustrates the phenomenon of crossing of caustics, and there are angular rotations leading to a BPS state. Because of space considerations we don't have room for a full analysis here, that will be done elsewhere.

The spectral network for this example is shown in Figure 22. Note that there are two caustics intersecting in the middle.

The associated two-manifold construction is, in this case, the same as the pre-building. It will look as shown in Figure 23.

There are two eightfold points c and c' . The zig-zag boundary lines are shown to emphasize that the picture represents three sheets over the triangular regions and a single sheet elsewhere.

The image of the map from X to the pre-building is shown in Figure 24. At the top is again the spectral network, reprising Figure 22, with some horizontal dashed lines introduced for visualization. Below it is the image, in the pre-building that was pictured before. One can follow the horizontal dashed lines that loop around in order to understand what is happening.

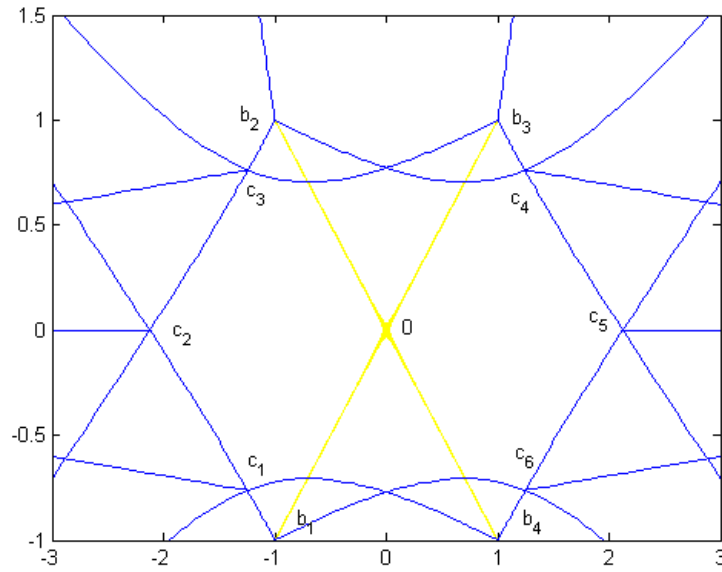


FIGURE 22. A spectral network

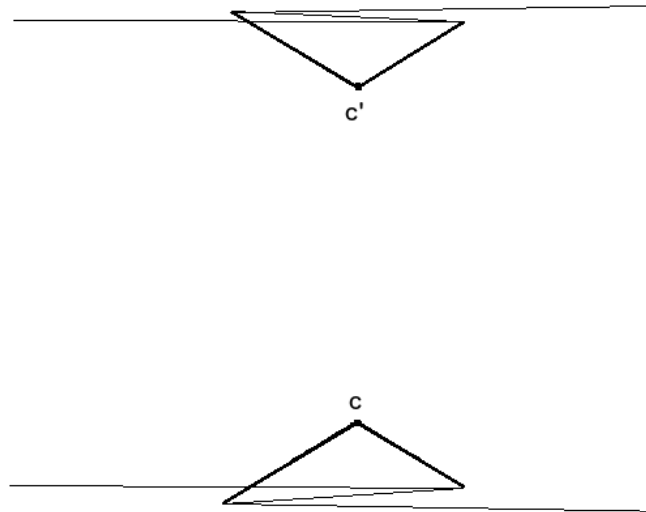
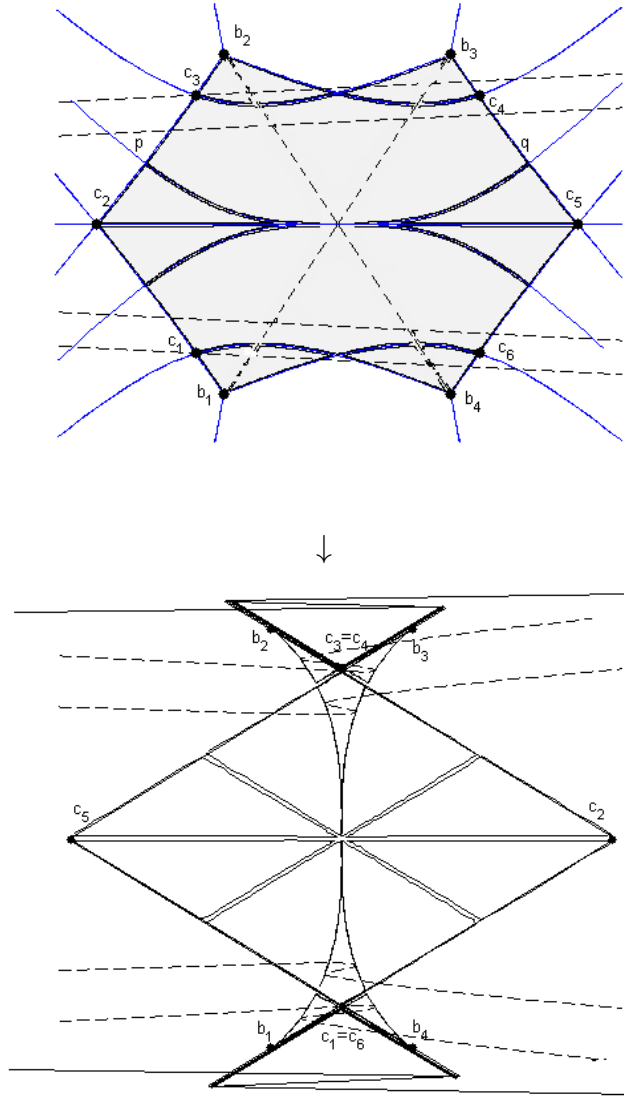


FIGURE 23. The pre-building

The collision points c_1 and c_6 go to the point labeled c in the pre-building; the collision points c_3 and c_4 go to the point labeled c' . The collision points c_2 and c_5 don't go to singular points in the pre-building.

FIGURE 24. The ϕ -harmonic map

Note how the regions containing points c_2 and c_5 are folded over to opposite sides as compared to the domain picture.

As the spectral differential ϕ changes, for example just by being multiplied by an angular constant $e^{i\theta}$ or some more complicated deformation, the relative positions of the two singular points c and c' will change. The BPS states occur when the line segment cc' goes in

the direction of one of the reflection hyperplanes. We are then in the situation that was considered above in Subsection 8.5.

10. CONSEQUENCES AND FURTHER CONSIDERATIONS

In this section we look at some consequences and other further considerations.

10.1. The universal pre-building. As pointed out in Corollary 8.6, the process conjectured above leads to the construction of a map to a pre-building

$$h_\phi : X \rightarrow B_\phi^{\text{pre}}.$$

In the absence of BPS states, it will have a strong universal property: if $h : X \rightarrow B$ is any ϕ -harmonic map to a building, then there is a unique factorization $B_\phi^{\text{pre}} \rightarrow B$ which is an isometric embedding.

Conjectures 8.4 and 8.5, when there are no BPS states, imply that we can construct the pre-building without necessarily following through the whole procedure. Indeed, if we can illustrate some pre-building B' with a ϕ -harmonic map $X \rightarrow B'$, such that some choice of the initial construction surjects onto B' , then $B' = B_\phi^{\text{pre}}$. For example, this shows that the picture given Figure 23 of Section 9 does indeed show the pre-building for the A2 example.

10.2. Determination of the WKB exponents. Our conjectures up through Conjecture 8.7 imply that the WKB exponents are uniquely determined, as we state in the following corollary.

Corollary 10.1. *For any WKB problem with spectral curve corresponding to ϕ , the ultrafilter exponent $\nu_\omega^{\text{WKB}}(P, Q)$ for the transport from a point P to a point Q , must be equal to the Finsler distance in B_ϕ^{pre} from $h_\phi(P)$ to $h_\phi(Q)$. In particular, it doesn't depend on the choice of ultrafilter, which implies that the limit used to define the WKB exponent exists and its value is calculated as the Finsler distance in B_ϕ^{pre} .*

Even before obtaining general proofs of all of the conjectures which go into this statement, it should be possible to verify the required things when we are given a particular example of a spectral differential ϕ , thus obtaining a calculation of the WKB exponents.

One expects, from the resurgence picture, that when there is a BPS state the ultrafilter exponent should usually depend on the choice of ultrafilter.

Conjecture 10.2. *The WKB exponents determined by our process, when there are no BPS states, coincide with the exponents constructed by the spectral network procedure of Gaiotto-Moore-Neitzke.*

10.3. Relation with the work of Aoki, Kawai, Takei *et al.* The pictures we consider here are starting to look a lot like the pictures which occur in the work of Aoki, Kawai, and Takei [2] [3]. It will be interesting to establish a precise comparison.

10.4. Stability conditions. In the works of Bridgeland and Smith [4] and Haiden, Katzarkov and Kontsevich [11], a picture is developed whereby each pair (X, ϕ) consisting of a compact Riemann surface and a twofold spectral covering, corresponds to a Bridgeland stability condition on a Fukaya-type triangulated category. The space of (X, ϕ) is divided up into chambers whose boundaries are walls determined by the existence of BPS states. A stability condition corresponding to (X, ϕ) should really be thought of as associated to the circle of $(X, e^{i\theta}\phi)$, and the values of θ where BPS states arise are the angles of the central charge for stable objects.

This chamber and wall structure is expected to be closely related to the wallcrossing phenomenon introduced by Kontsevich and Soibelman [18]. Making this relationship precise, and extending the construction of stability conditions to higher rank spectral curves, are some of the long-term motivations for the present project.

In the SL_2 case these subjects have been treated recently by Iwaki and Nakanishi [13], and one of the goals in the higher rank case would be to extend the various different aspects of their theory.

What we obtain from our construction for SL_3 is that inside each chamber, that is to say inside a connected region where there are no BPS states, our pre-building B_ϕ^{pre} is a combinatorial geometric object associated⁴ to (X, ϕ) . Over a given chamber the pre-building will vary in a smooth way. As we cross a wall determined by a BPS state, the pre-building will transform in some kind of “mutation”. The transformations of spectral networks are pictured in [8].

We hope that the study of the geometric form and structure of these mutations can provide some insight into the structure of the categorical stability conditions.

Kontsevich has outlined a far reaching program that associates a “Fukaya-type category with coefficients” to a “perverse sheaf of categories” on a symplectic manifold X . A major part of this program is the construction of stability structures on the Fukaya category with

⁴The pre-building is essentially uniquely defined according to our conjectures. The only ambiguity comes from the choice of size of neighborhoods used to make the initial construction. Those affect the size, which is inessential, of the additional “stegosaurus dorsal plates” attached to a caustic, illustrated for example in the white areas just above the dotted line in Figure 17.

coefficients in a sheaf of categories starting from the data of stability structures on the stalks of this sheaf. A symplectic fibration $\pi : Y \rightarrow X$ conjecturally gives rise to such a perverse sheaf of categories \mathfrak{S} , whose stalks are, roughly speaking, the Fukaya categories of the fibers of π . In this situation, the Fukaya category with coefficients in the sheaf of categories \mathfrak{S} on X is supposed to be equivalent to a Fukaya type category associated to Y . Recently, Kapranov and Schechtman [16] have given a precise definition of the notion of a “perverse sheaf of categories”, which they call a *perverse Schober*, in the case when X is a Riemann surface.

There is a CY-manifold Y of complex dimension 3 associated to a spectral cover Σ of a Riemann surface X , namely, the conic bundle over the cotangent bundle T_X^\vee whose discriminant locus is Σ . The natural morphism $\pi : Y \rightarrow X$ is a symplectic fibration, and therefore should define a perverse Schober \mathfrak{S} on X . We formulate the following:

Conjecture 10.3. *The Schober \mathfrak{S} on X associated with the conic bundle, together with a stability structure on it, can be recovered from a family $\{h_\theta\}_{\theta \in \mathbb{R}}$ of versal harmonic $e^{i\theta}\phi$ -maps, where ϕ is the multivalued differential corresponding to the given spectral cover Σ .*

10.5. Higher ranks. In this paper we have restricted to looking at buildings for SL_3 . These two-dimensional objects remain geometrically close to the points of the original Riemann surface, and this has been used in fundamental ways in our discussion. So it remains a big open problem how to go to a general theory for buildings of arbitrary rank, say for the groups SL_r . The image of X becomes a very thin subset. Maxim Kontsevich suggested on several occasions that we should think of trying to “thicken” X to something of the right dimension.

We feel that this will indeed be the way that the theory should play out. The initial construction will give a neighborhood of X of the correct dimension $r - 1$. The $r - 2$ -dimensional boundary of this neighborhood looks something like a bundle of $r - 4$ -spheres over the 2-dimensional X . Probably, the analogue of our process described above will be some kind of discrete evolution of the boundary as we successively enlarge the region of the building that is being constructed. The two-manifold constructions which show up in our process for SL_3 should be thought of as the boundaries of what are, for us, “0-dimensional disk bundles over X ”.

10.6. Buildings as enriched categories. In [19], Lawvere made the fundamental observation that metric spaces can be viewed as categories enriched over the poset $([0, \infty], \geq)$ equipped with the (symmetric) monoidal structure given by addition of real numbers. Furthermore, various metric constructions, such as Cauchy completion, have natural categorical interpretations. Motivated by these observations, Flagg [6] has shown that much of the basic theory of metric spaces carries over to categories enriched over an arbitrary value distributive quantale \mathcal{Q} . The distance between two points in these “generalized metric spaces” is an object of the quantale \mathcal{Q} instead of a real number.

Tits’ definition of a (discrete) building as a chamber system with a Weyl group valued “distance function” (see, e.g. [1]) strongly suggests that the theory of buildings should naturally be situated within the theory of \mathcal{Q} -enriched categories for some suitable quantale \mathcal{Q} that depends on the Weyl group. This idea has been put forth by Dolan and Trimble, and is discussed in [26].

In a forthcoming work, we hope to systematically develop a theory of \mathbb{R} -buildings as categories enriched over a suitable variant of the category of enclosures considered in this paper. We feel that, combined with the theory of buildings as sheaves on the site of enclosures discussed earlier, such a theory will provide a powerful framework in which to formulate and study the types of constructions we have looked at in this paper in connection with the problem of constructing versal buildings.

REFERENCES

- [1] P. Abramenko, K. Brown. *Buildings*, GRADUATE TEXTS IN MATH. **248**, Springer (2008).
- [2] T. Aoki, T. Kawai, Y. Takei. New turning points in the exact WKB analysis for higher-order ordinary differential equations. *Analyse algébrique des perturbations singulières, I (Luminy 1991)* TRAVAUX EN COURS **47**, Hermann, Paris (1994), 69-84.
- [3] T. Aoki, T. Kawai, Y. Takei. On the exact steepest descent method: a new method for the description of Stokes curves. *J. Math. Phys.* **42** (2001), 3691-3713.
- [4] T. Bridgeland, I. Smith. Quadratic differentials as stability conditions. *Publ. Math. I.H.E.S.* (DOI) 10.1007/s10240-014-0066-5 (2014).
- [5] B. Collier, Q. Li. Asymptotics of certain families of Higgs bundles in the Hitchin component. Preprint arXiv:1405.1106 (2014).
- [6] R. C. Flagg. Quantales and continuity spaces. *Algebra Universalis* **37** (1997), no.3, 257-276.
- [7] D. Gaiotto, G. Moore, A. Neitzke. Wall-crossing, Hitchin systems and the WKB approximation. *Adv. Math.* **234** (2013), 239-403.

- [8] D. Gaiotto, G. Moore, A. Neitzke. Spectral networks. *Ann. Henri Poincaré* **14** (2013), 1643-1731.
- [9] D. Gaiotto, G. Moore, A. Neitzke. Spectral networks and snakes. *Ann. Henri Poincaré* **15** (2014), 61-141.
- [10] M. Gross, P. Hacking, S. Keel, M. Kontsevich. Canonical bases for cluster algebras. Preprint arXiv:1411.1394 (2014).
- [11] F. Haiden, L. Katzarkov, M. Kontsevich. Stability in Fukaya categories of surfaces. Preprint arXiv:1409.8611 (2014).
- [12] F. Herrlich, G. Schmithüsen. Dessins denfants and origami curves. *Handbook of Teichmüller theory, II* IRMA LECT. MATH. THEOR. PHYS. **13**, EMS, Zürich (2009), 767-809.
- [13] K. Iwaki, T. Nakanishi. Exact WKB analysis and cluster algebras. Preprint arXiv:1401.7094 (2014).
- [14] K. Iwaki, T. Nakanishi. Exact WKB analysis and cluster algebras II: simple poles, orbifold points and generalized cluster algebras. Preprint arXiv:1409.4641 (2014).
- [15] I. Kapovich, A. Myasnikov. Stallings foldings and subgroups of free groups. *J. Algebra* **248** (2002), 608-668.
- [16] M. Kapranov, V. Schechtman. Perverse Schobers. Preprint arXiv: 1411.2772 (2014).
- [17] L. Katzarkov, A. Noll, P. Pandit, C. Simpson. Harmonic maps to buildings and singular perturbation theory. *Commun. Math. Phys.* (DOI) 10.1007/s00220-014-2276-6 (2015).
- [18] M. Kontsevich, Y. Soibelman. Wall-crossing structures in Donaldson-Thomas invariants, integrable systems and Mirror Symmetry. Preprint arXiv:1303.3253 (2013).
- [19] F. W. Lawvere. Metric spaces, generalized logic, and closed categories. *Rend. Sem. Mat. Fis. Milano* **43** (1973), 135-166.
- [20] R. Mazzeo, J. Swoboda, H. Weiss, F. Witt. Ends of the moduli space of Higgs bundles. Preprint arXiv:1405.5765 (2014).
- [21] J. Morgan, P. Shalen. Valuations, trees, and degenerations of hyperbolic structures. I, *Ann. of Math.* **120** (1984), 401-476.
- [22] A. Parreau. Compactification d'espaces de représentations de groupes de type fini. *Math. Z.* **272** (2012), 51-86.
- [23] O. Parzanchevski, D. Puder. Stallings graphs, algebraic extensions and primitive elements. Preprint arXiv:1210.6574 (2012).
- [24] C. Simpson. *Asymptotic behavior of monodromy*. LECTURE NOTE IN MATH. **1502**, Springer (1991).
- [25] J. Stallings. Topology of finite graphs. *Invent. Math.* **71** (1983), 551-565.
- [26] T. Trimble. Buildings for category theorists. *ncatlab*, available online at <http://ncatlab.org/toddtrimble/published/Buildings+for+category+theorists>.
- [27] A. Voros. The return of the quartic oscillator: the complex WKB method. *Ann. Henri Poincaré* Sect. A(N.S.) **39** (1983), 211-338.
- [28] H. Wallman. Lattices and topological spaces. *Ann. of Math.* (2) **39** (1938), 112-126.