

# Modified two-way protocol for quantum secure direct communication with the presence of channel loss and noise

Jianyong Hu, Bo Yu, Mingyong Jing, Liantuan Xiao\* and Suotang Jia

*State Key Laboratory of Quantum Optics and Quantum Optics Devices, Institute of Laser Spectroscopy, Shanxi University, Taiyuan 030006, China*

*E-mail address: xlt@sxu.edu.cn*

Quantum secure direct communication can effectively save the computing resource and improve the communication rate. In this paper, we present a coding scheme based on the single-photons modulation which can perform the two-way protocol for quantum secure direct communication with the presence of channel loss and noise. To the modified two-way protocol, the information bits can only be extracted from a batch of qubits, therefore, the leakage of a few qubits would not cause the leakage of information bits. The security condition, the information bit rate and the security communication distance are discussed.

**Keywords:** Quantum secure direct communication, channel loss and noise, modified two-way protocol

**PACS:** 03.67.Dd, 03.67.Hk

## I. INTRODUCTION

Quantum secure direct communication (QSDC) [1] is an important branch of quantum communication. Unlike quantum key distribution (QKD) [2], QSDC sends the secret information directly through the quantum channel under the premise of guaranteeing its security. The security of QSDC is based on quantum no-cloning theorem, quantum uncertainty principle, correlation of entangled particles and nonlocality, etc. In addition, in theory, it does not need the process of error correction and privacy amplification, which means it has predominance in the aspect of communication rate.

In 2002, Beige etc. [3] presented the first QSDC protocol, wherein the message can only be read after a transmission of additional classical information for each qubit. Soon after later, Boström and Felbinger [4] put forward a Ping-Pong QSDC protocol, in which entanglement was exploited to attain a deterministic transmission of information. However, it was proved to be not secure [5,6]. Since then, several protocols have been proposed based on the entanglement [7,8], but all of them can't resist the influence of channel noise. In 2004, Deng etc. [9] first proposed the two-way QSDC protocol based on single-photons. Compared with the protocols using entanglement, this scheme is robust and easy to implement. Later, Hoffmann et al. [10] pointed out that Eve can gain a certain amount of information without being detected in the two-way QSDC protocol, by hiding her presence in the channel noise. In 2006, Deng etc. [11] presented a scheme for quantum privacy amplification to reduce the information leakage to a required security level.

In this paper, we present a novel coding scheme based on single-photons modulation. The information bits can only be extracted from a batch of qubits. Therefore, the

eavesdropping of a few qubits would not lead to the leakage of information. By combining our coding scheme with the original two-way QSDC protocol, we were finally able to overcome the influence of channel loss and noise.

## II. MODIFIED TWO-WAY PROTOCOL

### A. Experimental setup

The experimental setup is described in Fig. 1. The strong attenuated laser is used as a single photon source. First, Alice prepares a batch of qubits each one randomly prepared in one of the states  $|0\rangle$ ,  $|1\rangle$  (the Pauli  $Z$  eigenstates),  $|+\rangle$ ,  $|-\rangle$  (the Pauli  $X$  eigenstates), where

$$|\pm\rangle = \frac{1}{\sqrt{2}}(|0\rangle \pm |1\rangle), \text{ and sends this batch to her counterpart}$$

Bob. The  $PC_1$  (Polarization controller as explained in Fig. 1) is used for preparing polarization states, which are controlled by pseudo-random numbers generated from a field programmable gate array (FPGA<sub>1</sub>). With probability  $C$ , Bob measures the qubits (Control Mode, CM) or with probability  $1-C$ , he encodes the information on the qubits (Encoding Mode, EM). Bob announces publicly the positions of the measured qubits, his choices of basis and the results of his measurements. Alice compares the measurement results with her preparation at those positions where the bases coincide. If the bit error rate is above a certain acceptable threshold, the conversation is aborted [12].

After the attack-detection, Bob starts to encode each of the photons in the photon sequence by applying one of the two unitary operations  $I = |0\rangle\langle 0| + |1\rangle\langle 1|$ , and  $U = i\sigma_y = |0\rangle\langle 1| - |1\rangle\langle 0|$ , respectively, according to the secret message. In the original two-way protocol, if the secret information bit is 0, then operation  $I$  is performed, and if it is 1 the operation  $U$  is performed. Then, he sends all qubits

back to Alice who can deterministically decode the message by measuring the qubits on the same basis she prepared, without demand for a classical channel. The essential difference of the modified two-way protocol and the original one is the coding scheme controlled by FPGA<sub>3</sub> that Bob used for information transmission.

In the above process, if the encoded photons lost in the backward channel, the message would also be lost. Each photon has a probability to be lost during the transmission, thus, it is not advisable to encode an information bit on one photon. Another problem is that Eve can gain a certain amount of information because of the channel noise [13]. Therefore, the ideal coding scheme requires that: (1) The quantum states are transmitted in a quantum data block [14]. (2) Even if part of photons were lost in the backward channel, the rest of the photons can still retrieve the secret information. (3) Even if a few qubits were eavesdropped by Eve, she can't get any information bits. Here we need to define and differentiate the terms *information bit* and *qubit*: *Information bit* refers to Bob's secret information. *Qubit* means the quantum information that is carried by a single photon, such as polarization state. In most other quantum communication protocols, they were considered as identical. In our modified two-way protocol, there is no one-to-one relationship between the *qubit* and the *information bit*.

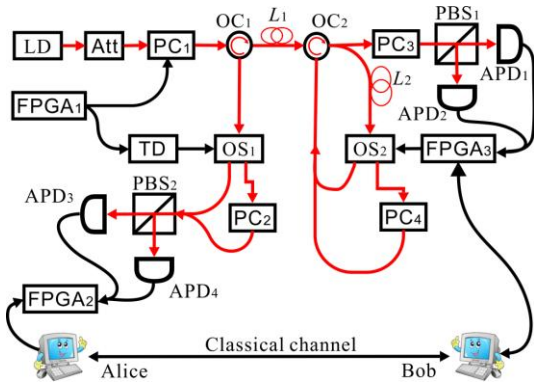


FIG. 1. (color) Experimental setup. LD: Laser diode; Att: Optical attenuator; PC: Polarization controller; TD: Time delay; FPGA: Field programmable gate array; APD: Avalanche photodiode; PBS: Polarization beam splitter; OC: Optical circulator; OS: Optical switch. The OC<sub>1</sub> and OC<sub>2</sub> are used for dividing backward light for forward light. The combination of the PC<sub>3</sub> and the PBS<sub>2</sub> are used for the attack-detection. Thereinto, the PC<sub>3</sub> is used to choose the measurement basis randomly. The OS<sub>1</sub> and PC<sub>2</sub> are used for choosing the measurement basis. In order to flip the polarization state of single photons, an optical switch OS<sub>2</sub> is used to switch between the two light paths.

## B. Coding scheme based on the single-photons modulation

Coherent light at the single photon level obeys the Poisson distribution, which shows as white noise in the

frequency domain. Bob cannot forecast when a photon appears, instead, he implements the operations  $I = |0\rangle\langle 0| + |1\rangle\langle 1|$  and  $U = i\sigma_y = |0\rangle\langle 1| - |1\rangle\langle 0|$  periodically. For example, he flips the polarization state with period  $T = 1/f_M$ , here  $f_M$  is the modulation frequency. The frequency corresponds to the information bit sequence prepared for transmission. Thus, once Alice measured the modulation frequency  $f_M$  accurately, she gets Bob's secret information. When a photon sequence with  $N$  photons arrives at Bob side, in encoding mode, Bob make decision of each photon whether to flip its polarization according to its arrival time  $\tau_i$  ( $i = 1, 2, 3, \dots, N$ ). Then Bob sends the encoded photons back to Alice. Of course, not all the photons can be detected by Alice because of the loss of optical fiber and imperfect detection efficiency of single photon detector. After Alice measured the polarization state of each photon, she records the arrival time  $\tau_{i'}$  ( $i' = 1, 2, 3, \dots, N'$ ) ( $N'$  is the photon number that Alice detected). If the polarization is flipped, she records the detection result as “-1”. Otherwise, the result is recorded as “1” (TABLE I.). The signal that Alice obtained can be expressed as:

$$x_{(i')} = \begin{cases} -1 & \sin(2\pi f_M \tau_{i'}) \geq 0 \\ 1 & \sin(2\pi f_M \tau_{i'}) < 0 \end{cases} \quad (1)$$

TABLE I. Polarization modulation of single-photons

Initial state	$\uparrow$	$\nearrow$	$\downarrow$	$\searrow$	$\leftrightarrow$	$\dots$	$\leftrightarrow$
Final state	$\downarrow$	$\searrow$	$\leftrightarrow$	$\nearrow$	$\uparrow$	$\dots$	$\leftrightarrow$
$x_{(i')}$	1	-1	-1	1	-1	$\dots$	1
Time	$\tau_{1'}$	$\tau_{2'}$	$\tau_{3'}$	$\tau_{4'}$	$\tau_{5'}$	$\dots$	$\tau_{N'}$

The spectral analysis of the sequence  $x_{(i')}$  (as described in TABLE I.) shows that there is a peak at the modulation frequency on the white noise background spectrum, as show in Fig. 2.(a). Through pre-agreed corresponding relation of modulation frequency and binary sequence, Alice can get Bob's secret information. The Discrete Time Fourier Transform formula is

$$X_{(\Omega)} = \sum_{i'=1}^{i'=N'} x_{(i')} e^{-i \cdot 2\pi f \tau_{i'}} \quad (2)$$

The modulation frequency we achieved experimentally is hundreds MHz bandwidth [15], which accord with the 400 ps time jitter of the single photon detector. As shown in Fig. 2.(a), we set 16 frequency channels within 400 kHz bandwidth.

Note that only one frequency channel will be responses to the received signal at a certain moment, which means Alice can get  $\log_2 16 = 4$  information bits by processing one block of data at a time. But, the capacity of information transmission of our method is far more than this. Considering the modulation bandwidth can reach to hundreds MHz, when we set the channel spacing as 2 kHz, the number of channels is  $5 \times 10^5$ . That is to say Alice can get

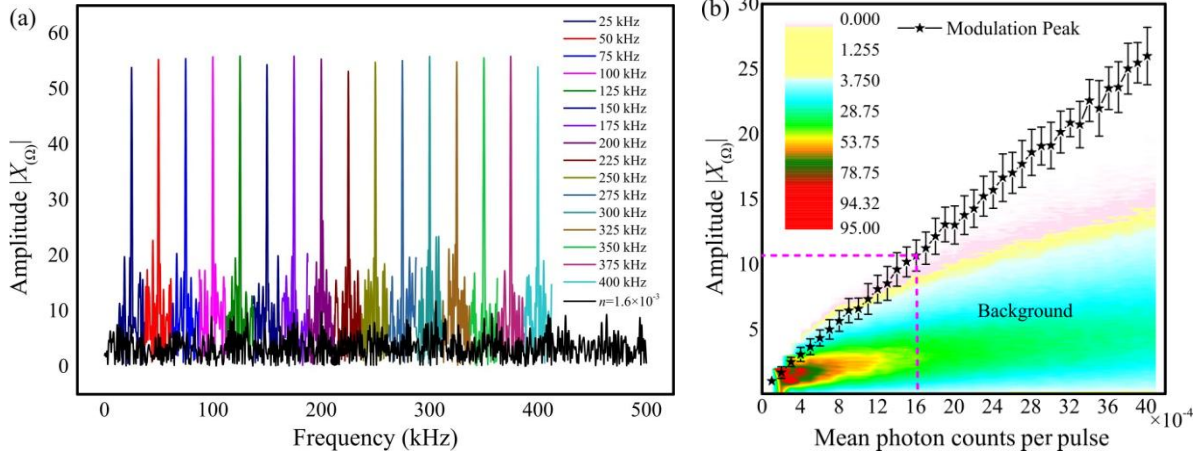


FIG. 2. (color) (a) The modulation spectrum, different colors represent different modulation frequencies. Here we take 16 frequency channels as an example. The system repetition frequency and the modulation frequency are 10 MHz and 200 kHz, respectively. And the mean photon counts in each system-period are  $R_{\text{Alice}} = 8 \times 10^{-3}$ . (b) The signal and background noise distribution of the modulation spectrum vary with mean photons that Alice detected.

$\log_2 5 \times 10^5 = 19$  information bits by processing one block of data in one time span. The time span we used is 1 ms, which means that the communication rate 19 kbit/s can be achieved. By improving the encoding algorithm, the system performance can be further improved. The fluctuation of modulation peaks were caused by shot noise.

In practice, Eve can get some qubits with a certain probability. For example, with the help of multiphoton pulse, Eve can get a conclusive result about whether the polarization was flipped with a certain probability. Figure 2.(b) shows that even if Eve gets a certain number qubits, she still cannot get any information bit. The color range shows the distribution of background noise of modulation spectrum, the black line represents the amplitude of the modulation peak. When the number of qubits that Eve gets in one system-period is less than  $R_{\text{Eve}} = 1.6 \times 10^{-3}$ , Eve cannot distinguish the signal from background noise, and won't get any information bit. So, in order to guarantee the security, the condition  $R_{\text{Alice}} / R_{\text{Eve}} \geq 5$  should be fulfilled. The black line in Fig. 2.(a) is the spectrum when only  $1.6 \times 10^{-3}$  photons were detected in one system period. It is unable to determine the position of the modulation peak in the frequency domain.

### C. Security analysis

When the photon source is an attenuated laser with an mean photon number  $\mu$  per pulse, the probability to have  $n$  photons in a single pulse follows Poisson distribution  $p_n$ . The probability that one optical pulse could be detected is [16]

$$P = \sum_{n=1} p_n [1 - (1 - \eta_{\text{det}} \eta)^n] \approx \eta_{\text{det}} \eta \mu, \quad (3)$$

where

$$\eta = 10^{-\alpha(2L_1 + L_2)/10} (1 - C) \quad (4)$$

is the optical attenuation due to the loss of the fiber (the fiber length  $2L_1 + L_2$ ) and the attack detection;  $\alpha$  is optical fiber loss coefficient (typical value is 0.2 dB/km);  $\eta_{\text{det}}$  is the quantum efficiency of the single photon detector. The approximate equality in Eq. (3) is valid if  $\eta_{\text{det}} \eta p_n n \ll 1$  for all  $n$ .

For pulses with different photon number, Eve implements different strategies to get the maximum information. First, Eve performs a quantum nondemolition measurement (QND) on the pulses as soon as they exit Alice's station. When  $n=2$  Eve stores one of them  $P_1$  and sends the other one  $P_2$  to Bob by using a lossless channel. After Bob's coding operation, Eve captures the photon  $P_2$ . The purpose of Eve is to gain Bob's secret information. In order to get to this goal, Eve must decide whether the polarizations of  $P_1$  and  $P_2$  are parallel or antiparallel. Because that  $|\varphi\rangle_{P_1} |\varphi\rangle_{P_2}$  is not orthogonal to  $|\varphi\rangle_{P_1} |\varphi^\perp\rangle_{P_2}$ , Eve can't distinguish them very well. Here,  $|\varphi\rangle$  and  $|\varphi^\perp\rangle$  are the two orthogonal states. As described in Refs. [17,18], there exists an optimal measurement which gives Eve a conclusive result with a probability 1/4. Eve discard all the inconclusive results. The mean amount of effective qubits that Eve can get within a system-period is

$$R_{\text{Eve}}^{n=2} = \frac{1}{4} [10^{-\alpha L_2/10} p_2 (1 - C)]. \quad (5)$$

When  $n=3$  there exists a measurement  $M$  that provides a conclusive result about whether polarization is flipped with probability of 1/2 [19]. On the pulses with at least three

photons she executes  $M$  and if the outcome is not conclusive she blocks these pulses as well. When  $n \geq 3$ , and the outcome of  $M$  is conclusive she prepares a new photon in the same state and forwards it to Bob. After Bob's encoding operation, Eve measures the photon again on the backward trip, to judge whether the polarization state has been flipped. From these operations, the mean amount of effective qubits that Eve can get is

$$R_{\text{Eve}}^{n \geq 3} = \frac{1}{2} [10^{-\alpha L_2 / 10} (1-C) \sum_{n=3}^{\infty} p_n]. \quad (6)$$

Both methods for eavesdropping above mentioned did not cause any bit error which means Eve would not be detected during the CM on the forward path.

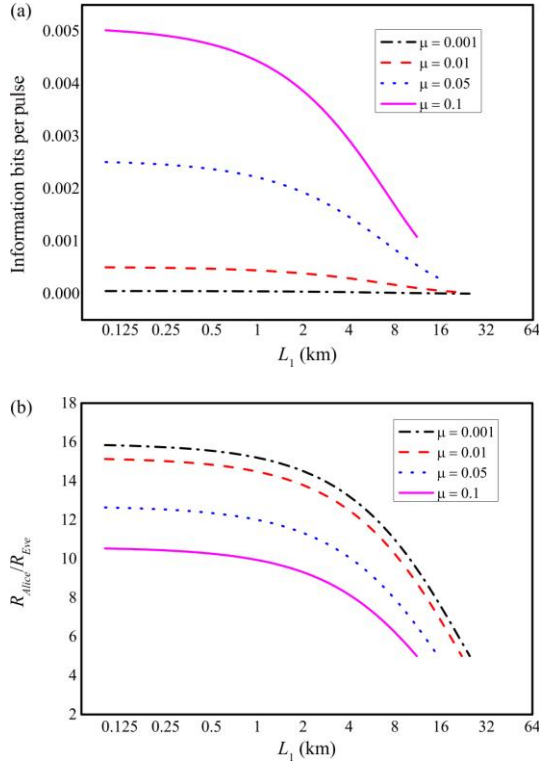


FIG. 3. (color) (a) The calculation of security information bits per pulse. (b) The calculation of secure communication distance. Here,  $\eta_{\text{det}}=0.32$ ,  $e=0.5\%$ ,  $\alpha=0.2\text{dB/km}$ ,  $L_2=L_1$ ,  $C=1/2$ .

In practice, because of the channel noise, Eve can gain a certain amount of information without being detected. He can acquire a fraction  $4e$  of the qubits on the forward channel, where  $e$  is the bit error rate only caused by the noise of the channel. Then Eve replaces the noisy channel by an ideal one and sends another photon prepared by herself to Alice. There is a 50% chance for Eve to pick the correct basis and even if she picks the wrong basis she has

another 50% chance of not causing a bit error. Therefore, the bit error rate induced by Eve is  $e$ , which is indistinguishable from the bit error rate produced by the channel noise, so that Eve will not be detected. Through this way, the mean qubits that Eve can get is

$$R_{\text{Eve}}^{n=1} = 4[10^{-\alpha(L_1+L_2)/10} p_1 e(1-C)]. \quad (7)$$

The optimal strategy for Eve is to combine three attack strategies together. Hence, the mean qubits that Eve eventually gets is

$$R_{\text{Eve}} = R_{\text{Eve}}^{n=1} + R_{\text{Eve}}^{n=2} + R_{\text{Eve}}^{n \geq 3}. \quad (8)$$

The mean qubits and the information bits that Alice gets respectively could be induced from Eq. (3)

$$R_{\text{Alice}} = 10^{-\alpha(2L_1+L_2)/10} \eta_{\text{det}} \mu (1-C). \quad (9)$$

$$I_{\text{Alice}} = 10^{-\alpha(2L_1+L_2)/10} \eta_{\text{det}} \mu (1-C) \frac{b}{n_0} \\ = R_{\text{Alice}} \frac{b}{n_0}. \quad (10)$$

Here  $b$  is the bit length of information, and  $n_0$  is the number of qubits that Alice received for information recovery.

The calculations of security information bits per pulse and secure communication distance were shown in Fig. 3 based on the Eqs. (8~10) considering the condition of security  $R_{\text{Alice}}/R_{\text{Eve}} \geq 5$ .

Furthermore, the use of decoy state can effectively restrain the influence of multiphoton, thus greatly extend the communication distance [20], which will not be discussed in detail here.

### III. CONCLUSION

We presented a new practical QSDC protocol, which combines two-way protocol with the innovative coding scheme based on the single-photons modulation, to overcome the influence of the channel loss and noise. It is shown that the leakage of a few qubits would not cause the leakage of information bits. The advantage of our protocol is that the error correction and the quantum privacy amplification procedure are not required, which make the features and the advantages of the QSDC can be fully realized in practice.

### ACKNOWLEDGMENTS

The project is sponsored by 973 Program (2012CB921603), 863 Program (2011AA010801), the Natural Science Foundation of China (11174187, 10934004 and 11204166), the Doctoral Foundation of the Education Ministry of China (20121401120016) and PCSIRT (IRT 13076).

- [1] F. G. Deng, G. L. Long and X. S. Liu, Phys. Rev. A **68**, 042317 (2003).
- [2] Y. Liu *et al.*, Phys. Rev. Lett. **111**, 130502 (2013).
- [3] A. Beige, B. G. Englert, C. Kurtsiefer and H. Weinfurter, Acta. Phys. Pol. A **101**, 357 (2002).
- [4] K. Boström and T. Felbinger, Phys. Rev. Lett. **89**, 187902 (2002).
- [5] Q. Y. Cai, Phys. Rev. Lett. **91**, 109801 (2003).
- [6] A. Wojcik, Phys. Rev. Lett. **90**, 157901 (2003).
- [7] F. G. Deng, X. H. Li, C. Y. Li, P. Zhou and H. Y. Zhou, Phys. Lett. A **359**, 359–365 (2006).
- [8] A. D. Zhu, Y. Xia, Q. B. Fan and S. Zhang, Phys. Rev. A **73**, 022338 (2006).
- [9] F. G. Deng and G. L. Long, Phys. Rev. A **69**, 052319 (2004).
- [10] H. Hoffmann, K. Bostroem and T. Felbinger, Phys. Rev. A **72**, 016301 (2005).
- [11] F. G. Deng and G. L. Long, Commun. Theor. Phys. **46**, 443-446 (2006).
- [12] M. Lucamarini and S. Mancini, Phys. Rev. Lett. **94**, 140501 (2005).
- [13] F. G. Deng and G. L. Long, Phys. Rev. A **72**, 016302 (2005).
- [14] G. L. Long, C. Wang, Y. S. Li and F. G. Deng, Sci. Sin. Phys. Mech. Astron. **41**, 332-342 (2011).
- [15] J. Y. Hu, Y. Liu, L. L. Liu, B. Yu, G. F. Zhang, L. T. Xiao and S. T. Jia, Photon. Res. **3**, 24-27 (2015).
- [16] V. Scarani, A. Acín, G. Ribordy and N. Gisin, Phys. Rev. Lett. **92**, 057901 (2004).
- [17] M. Lucamarini, A. Cérè G. D. Giuseppe, S. Mancini, D. Vitali and P. Tombesi, arXiv:quant-ph/0605106v1 11 May 2006.
- [18] G. J. Pryde, J. L. O’Brien, A. G. White and S. D. Bartlett, Phys. Rev. Lett. **94**, 220406 (2005).
- [19] S. D. Bartlett, T. Rudolph and R. W. Spekkens, Phys. Rev. A **70**, 032321 (2004).
- [20] X. B. Wang, Phys. Rev. Lett. **94**, 230503 (2005).