

VARIATION IN THE VOCABULARY OF RUSSIAN LITERARY TEXTS

VLADISLAV KARGIN

Abstract

In this paper, the data from a large online collection is used to study variation in the vocabulary of Russian literary texts. First, we find that variation in the vocabulary size of different authors is in a good agreement with Heaps' law with parameter $\lambda = 0.5$, consistent with previous studies. The overall distribution of word frequencies has lighter tails than both the Zipf and lognormal laws predict. Next, we focus on the variation of word frequencies across texts. We confirm statistically that word frequencies vary significantly across texts, and find that the variance of the cross-text frequency distribution is in general higher for more frequent words. The dependence of the variance on the average word frequency follows a power law with exponent $\alpha = 1.25$. The factor models applied to the data suggest that the most of the cross-text variation is concentrated in less than 100 most frequent words and can be explained by about 10 factors. For less-frequent words, the frequency data is more suitable for factor analysis if it is normalized to take into account the size of texts. The matrix of normalized frequencies for less-frequent words exhibit properties characteristic for a large random matrix deformed by a low-rank matrix. As an example of application, the spectral factors for the most frequent words are used to classify texts, and it is found that the k-means classification algorithm based on these factors can classify texts by authors with the accuracy that varied from about 70 to 90% for prose writers, and from 60 to 80% for poets.

Date: February 2015.
e-mail: vladislav.kargin@gmail.com.

1. Introduction

The study of the variation in the vocabulary of various texts is a classic problem, related to the problem of author attribution with numerous applications in literary studies and forensic science. (See books by Zipf 1932, Yule 1944, and Mosteller and Wallace 1964 for pioneering studies.) Recently, dramatic increases in computing power led to the explosive growth in both the volume of available linguistic data and the processing capabilities. This development led to both new methods and new problems. For example, the text classification problem asks to divide a collection of texts in separate clusters corresponding to different authors or to different topics; the authorship profiling problem requires to describe features of the author (sex, age, nationality, religious and political beliefs, etc) based on texts that the author produced. See recent papers by Bosch and Smith 1998, Cilibrasi and Vitanyi 2005, Zhao and Zobel 2007, Argamon et al. 2009 and Koppel and Winter 2014, and very useful surveys by Holmes 1994, Holmes 1998, Juola 2008, Koppel, Schler, and Argamon 2009 and Stamatatos 2009.

For all these applications, the fundamental statistical question is to describe the variation in the vocabulary across texts. Surprisingly, the literature is scarce on this subject (Zanette 2014, Altmann and Gerlach 2015). The most well-known statistical relation in linguistics, Zipf’s law, is concerned with the distribution of word frequencies in the whole collection of data. The second important relation, Heaps’ law, describes how the number of distinct words varies across texts and is silent about the variation of word frequencies. Hence, while the fluctuation of word frequencies across texts is the crucial tool for applications, the properties of the fluctuations are not yet sufficiently investigated. The goal of this paper is to learn more about the statistics of these fluctuations.

Our study is based on data from a large online library of Russian literary texts. It is especially suited to the task in hand since it covers a very large spectrum of texts from various authors, genres and epochs.

The paper is organized as follows. First, after a preliminary look at the data, we check how well the data agree with Heaps’ and Zipf’s laws. Then, we focus on fluctuations of word frequencies across different texts and investigate how the size of fluctuations depends on the word’s average frequency. Next, we apply factor models to analyze the variation of vocabulary across texts in more detail. Finally, we provide an application to a text classification problem.

2. A preliminary look at the data

We use data from Flibusta, a Russian online library. It covers Russian and translated fiction works from many historical periods and literary genres. Currently, it has between 200,000 and 300,000 texts by about 85,000 authors, where the author is understood to include translators and sometimes organizations that published a particular text. Our analysis uses only a subset of this dataset (around 25,000 books). In particular, we use only books which are available in a text format (more precisely, in the “FB2” book format) and we exclude the documents that are available only as pdf, djvu, doc, and other binary formats.

The library works using the wiki principle and the texts are uploaded by users, therefore the number of texts depends both on how many texts were written by the author and on how many of them were uploaded by readers. Table 17 in Appendix shows authors with the largest number of texts.

The top place belongs to “Unknown Author”, which can be associated with texts such as a “Bhagavad Gita” or “Poetry of Medieval France”. In the second place one sees a weekly political publication “Tomorrow”.

The third place belongs to the American science fiction writer Ray Bradbury who has 550 texts in the library. This is somewhat unexpected, and can be explained by the popularity of the science fiction genre, and by several other factors, including multiple translations of the same work, numerous sci-fi anthologies, and translation to other languages, such as Belorussian or Ukrainian, which were also uploaded to the online library. For example, “Fahrenheit 451” is represented by six texts, including two in Ukrainian language.

The fourth author in the table is the Russian science fiction writer Kir Bulychev (pen name of Igor Mozheiko) with 540 texts. Many of the other top authors are authors and translators of science fiction, mystery and crime fiction, romance, action, historical fiction, sensational and how-to literature, and other texts which are often classified as belonging to popular culture.

The right portion of Table 17 in Appendix shows the top 25 authors after we excluded the “unknown author”, weekly publications, translators, and the authors working in the genres associated with popular culture. The result is the list of prolific and popular authors, most of which are short story writers. For these authors, the number of texts in the library ranges from 446 for Anton Chekhov to 144 for Franz Kafka.

3. The Heaps and Zipf laws

3.1. Who has the largest Russian vocabulary? Is it Pushkin? Many English readers are proud of the size of Shakespeare’s vocabulary (see discussion in Elliott and Valenza 2011), and many Russians are proud of that of Pushkin. But how does Pushkin’s vocabulary compare with the vocabulary of later Russian poets, with the vocabulary of Tolstoi, Dostoyevski, or Chekhov? How does it compare with the vocabulary of modern Russian authors? Is there a relation between the size of an author’s vocabulary and the productivity of the author?

First, let us be specific about what we mean by the size of an author’s vocabulary. In our analysis we count the word types, that is, any specific combination of lowercase cyrillic letters. Since words in Russian language has many grammatical forms, the ratio of word types to distinct lexemes can be expected to be high. For example, the noun “девочка” (girl) has 5 different grammatical forms in the singular (девочка, девочки, девочке, девочку, девочкой)¹ and 5 forms in the plural (девочки, девочек, девочкам, девочками, девочках). There is a corresponding flexibility for adjectives and verbs.

As an example, the count of all word types in Pushkin’s works in our database is 122,019. (Since these texts contain Pushkin’s collected works, they are likely to cover most of Pushkin’s vocabulary.) Fortunately, there exists a dictionary of Pushkin’s language that lists all the words (lexemes) that were used by Pushkin. In particular, the count of all lexemes is 22,833 (see USSR) 2000).² Hence in this example, the word type count is about 5.3 times greater than the lexeme count.

So, who has the largest Russian vocabulary? Is it Pushkin? He is often considered the greatest of Russian poets and the creator of the modern Russian literature, with the role comparable to the role of Shakespeare in English language.

The answer is both “Yes” and “No”. Among the Russian poets, yes, Pushkin has the largest vocabulary. He is closely followed by a great poet of the Silver Age of Russian poetry, Marina Tsvetaeva (121,963 word types).

¹More precisely, there are 6 grammatical modifications for a noun in the singular form, and two of them are identical for this particular noun.

²For comparison, Shakespeare’s vocabulary (in original English) has around 30,000 distinct word types as cited in Efron and Thisted 1976, and 17,000-18,000 of lexemes as estimated in Elliott and Valenza 2011. In Russian translations in our sample, Shakespeare’s vocabulary has 127,501 distinct word types, which exceeds the size of Pushkin’s vocabulary.

Among writers, no. Many Russian writers has a greater vocabulary size. Among classic and emigrant Russian writers, the lead belongs to Nikolai Leskov (208,762) and Vladimir Nabokov (225,913), respectively. Among the writers of the Soviet period - to Alexandr Solzhenitsyn (255,571).

If we look at the translations of foreign prose, then the leader is Alexandre Dumas and his translators (307,607). (Charles Dickens is in the second place with 228,973 word types.)

The modern Russian sci-fi and adventure writer Aleksandr Bushkov has the vocabulary size of 345,648 word types, which is almost three times larger than Pushkin's vocabulary.

For more information about Russian authors' vocabulary size, see the tables at the end of this paper.

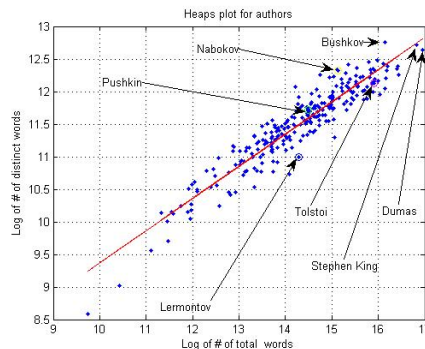


Figure 1. The logarithm of the number of distinct words against the logarithm of the number of total words.

This overview suggests that the vocabulary size of poets is in general smaller than that of prose writers. Among prose writers, the vocabulary size is largest for the prolific writers of science-fiction and adventure. In other words, the vocabulary size appears to be in direct relation with the total output of the writer.

The direct relation of the number of distinct words in a document, N , to the length of the document, T , was noted by Heaps Heaps 1978 (and before him, by Herdan Herdan 1964), and is often called the Heaps law. The relation follows approximately the law $N \sim T^\lambda$, with a corpus-dependent λ . Figure 1 shows how this law works for the output of different authors. The fit of the relation is remarkably good, with $\lambda \approx 0.5$. Statistically significant outliers are Nabokov, Leonov, Astafyev, Aksyonov, and Updike. That is, the vocabulary size of these writers is larger than could be expected from the size of their work.

3.2. How heavy are the tails of the word frequency distribution? Table 2 shows that 10% of Russian texts are taken by 4 words. They are “и”, “в”, “не”, and “на” (“and”, “in”, “not”, and “on”). 30% of text are represented by 50 words. Most of them functional. Two are verbs: “был” and “сказал” (“was” and “said”). There are no nouns. 50% of text are represented by 561 different word types. (The three nouns with the largest frequency are “time”, “man”, and “eyes”.) This can be compared with the corresponding figure for English language: 100 words represent around 50% of texts. (Ramscar et al. 2014, p.8) Note, however, that the result in Ramscar et al. 2014 is based on the data in the Corpus of Contemporary American English, which has 20% of its entries devoted to the spoken English.

| a | 10% | 30% | 50% | 70% | 90% | 95% | 99% |
|-------|-----|-----|-----|-------|--------|---------|---------|
| t_a | 4 | 50 | 561 | 5,751 | 60,336 | 142,849 | 560,813 |

Table 2. Quantiles for the cdf of word type distribution.
 $F(t_a) = a$, where $F(t)$ is the cumulative distribution function.

And the total number of distinct word types exceeds 2,300,000 in our sample.

Consider the matrix in which rows and columns represent texts and word types, respectively, and each entry, $x_{b,w}$, is the frequency of word w in text (“book”) b . Then, the findings above imply that the matrix has a peculiar dense-sparse structure. A small part of the matrix corresponds to frequently used words and it is dense, while the other part is very large and sparse. An interesting model that separates words in “core” and “noncore” words was suggested in Gerlach and Altmann 2013.

Next, consider the distribution of word frequencies in more detail. By definition, the frequency $x_w := T_w/T$, where T_w is the number of times the word w occurs in the sample and T is the total number of words.

There is a large body of research about the distribution of word frequencies (see, for a review, book Baayen 2001). An early observation by Zipf is that the frequency of a word is approximately inversely proportional to its index in the ranking of words according to frequency. So, if x_w denotes the frequency of the word w in the whole database, and frequencies x_w are arranged in the decreasing order, then $x_w \sim w^{-\alpha}$, where we identified word w with its index in this decreasing sequence. In the area where this law holds α is usually close to 1. There is also a

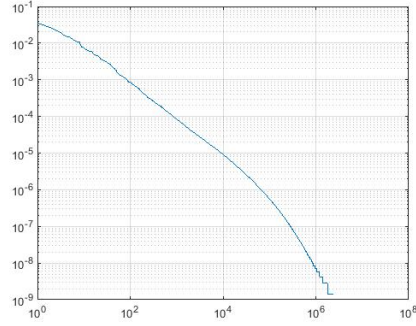


Figure 3. The logarithm of the frequency against the logarithm of the index.

large body of research to improve the fit of this law. (Recent studies of the word frequency distributions are Kornai 1999, Font-Clos, Boleda, and Corral 2013, Gerlach and Altmann 2013, Gerlach and Altmann 2014, and Piantadosi 2014.)

A usual method to check the fit of the Zipf law is to plot the logarithm of the frequency against the logarithm of the index. If the Zipf law holds, then the dependence should be linear. This plot is in Figure 3. One can see that the Zipf law appears to hold only in a restricted area, where indices range from 10^2 to 10^4 . The breakdown of the Zipf law for large indices motivated much of the search for a better-fitting distribution.

In order to study the distribution better, we analyze the tails of the cumulative distribution function, $F(t)$,

$$F(t) = \sum_{w=1}^{\lfloor t \rfloor} x_w, \quad (1)$$

where frequencies x_w are arranged in decreasing order. This is the probability that a randomly chosen word will be more frequent than a word with index $\lfloor t \rfloor + 1$.

The left panel in Figure 4 suggests that either

$$-\log(1 - F(t)) \sim (\log t)^\alpha, \quad (2)$$

or

$$-\log(1 - F(t)) \sim \exp(\alpha \log t) = t^\alpha, \quad (3)$$

where α is an appropriate parameter and the symbol \sim means that the ratio of the right and left hand sides is approximately constant.

The right panel in Figure 4 is drawn on the logarithmic scale and it suggests that the dependence is in fact exponential as in (3), for t between 10^2 and 10^6 with $\alpha \approx 0.28$.

Hence, we have:

$$1 - F(t) \sim \exp(-t^{0.28}). \quad (4)$$

This shows that the tails of the word type distribution decline exponentially fast. In particular, this shows the word distribution is not as heavy-tailed as the Zipf law predicts. In fact, its tails are even lighter than the tails of the lognormal distribution (which corresponds to $\alpha = 2$ in (2)).

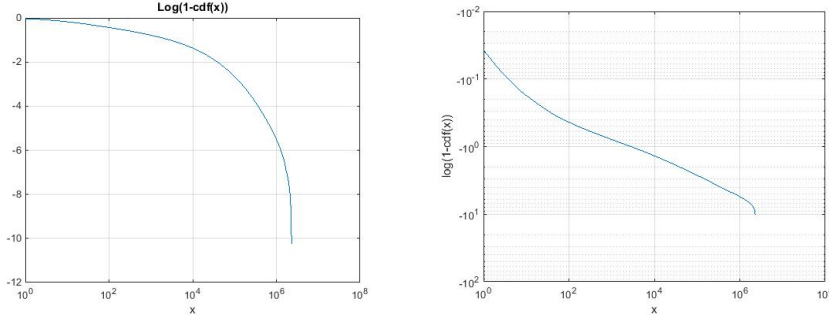


Figure 4. $\log(1 - F(x))$.

4. Variation of word frequencies across texts

For many applications, the key statistical question is about the variability of word frequencies across texts. Suppose that $\xi_{b,w}^{(t)}$ is an indicator random variable which equals 1 if the word at place t in text b equals w . Then, the frequency of word w in text b can be written as

$$x_{b,w} = \frac{1}{T_b} \sum_{t=1}^{T_b} \xi_{b,w}^{(t)}, \quad (5)$$

where T_b is the length of the text b .

Let us assume in the first approximation that for a given w the variables $\xi_{b,w}^{(t)}$ are independent random variables, and that they are identically distributed conditional on w with the expectation parameter p_w . Then $\mathbb{E}x_{b,w} = p_w$, and

$$\mathbb{V} \left(\frac{\sqrt{T_b} x_{b,w}}{\sqrt{p_w(1 - p_w)}} \right) = 1. \quad (6)$$

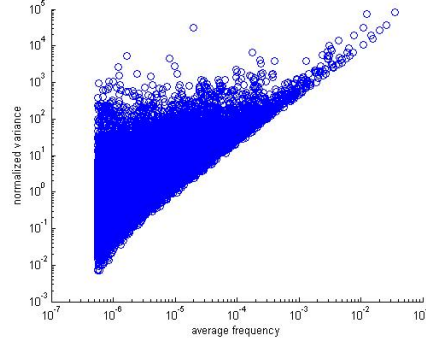


Figure 5. Normalized variance vs average frequency.

We can use (6) to test the assumption that $\xi_{b,w}^{(t)}$ are i.i.d. variables. For this purpose, we estimate p_w by using the whole sample:

$$\hat{p}_w = x_w := \frac{1}{T} \sum_{b=1}^B \sum_{t=1}^{T_b} \xi_{b,w}^{(t)}, \quad (7)$$

where T is the total number of words in the data and B is the number of texts, and then we compute

$$V_w = \frac{1}{B} \sum_{b=1}^B \left(\frac{\sqrt{T_w}(x_{b,w} - \hat{p}_w)}{\sqrt{\hat{p}_w(1 - \hat{p}_w)}} \right)^2. \quad (8)$$

This statistic should be compared with 1.

The results are shown in Figure 5. They demonstrate that this model is not acceptable, and we can conclude that there is a significant degree of variation in the distribution of $\xi_{b,w}$ across texts.

In an alternative model, the variables $\xi_{b,w}^{(t)}$ are independent random variables, which are identically distributed conditional on b and w and have the expectation parameter $p_{b,w}$. That is, the parameter is allowed to change from text to text. In the Bayesian random-effects model for longitudinal data (Laird and Ware 1982), it is assumed that $p_{b,w}$ are drawn from a certain distribution, and the task is to learn about the details of this distribution.

The simplest estimate for $p_{b,w}$ is $x_{b,w} = \frac{1}{T_b} \sum_{t=1}^{T_b} \xi_{b,w}^{(t)}$. It is reliable only if the standard deviation of the estimate is sufficiently small:

$$p_{b,w} \gg \sqrt{\frac{p_{b,w}(1 - p_{b,w})}{T_b}}, \quad (9)$$

or $p_{b,w} \gg T_b^{-1}$.

In our database, the average text length is approximately $3 * 10^4$ and therefore we can expect that $x_{b,w}$ reliably estimates $p_{b,w}$ only if $p_{b,w} \gg 10^{-5}$.

Let

$$\bar{x}_w = \frac{1}{B} \sum_{b=1}^B x_{b,w}, \quad (10)$$

and

$$\sigma_w^2 = \frac{1}{B} \sum_{b=1}^B (x_{b,w} - \bar{x}_w)^2. \quad (11)$$

In the next pictures we order word types by their average frequency.

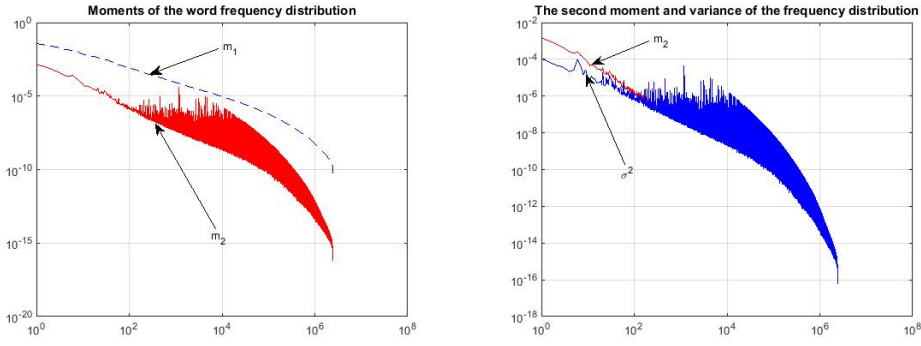


Figure 6. The (estimated) expectation, second moment, and variance of the word frequency distribution.

The pictures in Figure 6 suggest that in general the variance decline together with the average frequency.

In Figure 7, the vertical axis shows the variance normalized by a power of the average frequency:

$$y_w = \frac{\sigma_w^2}{\bar{x}_w^{5/4}}. \quad (12)$$

We show the results for 1,000 words with the largest frequency. These are the words for which we can expect that the variance σ_w^2 is reliably estimated. Figure 7 demonstrates that the variance follows the power law:

$$\sigma^2 \sim a \bar{x}^{5/4}, \quad (13)$$

where a is a random variable which generally exceeds 4×10^{-3} .

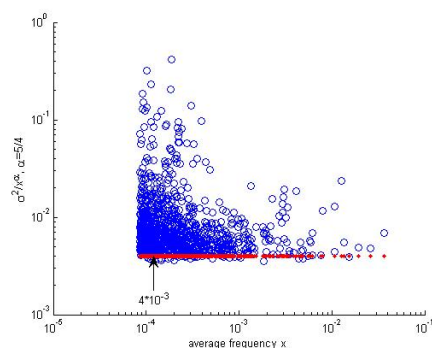


Figure 7. Normalized variance vs average frequency; 1000 of the most frequent words.

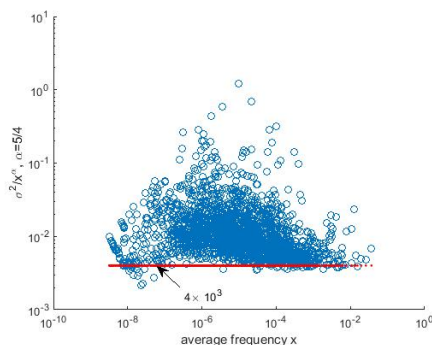


Figure 8. Normalized variance vs average frequency; a sample of 2000 words.

Figure 8 is similar except it also shows variances and average frequencies for some of the less-frequent words. (We simply use the first 2000 different words that appeared in the data.) The conclusion drawn from Figure 7 is not changed by Figure 8, although we observe some deviations below the straight line for the normalized variance of less-frequent words.

In summary, these observations show that there is a structure in the variation of word frequencies across texts. In the next section, we will attempt to uncover this structure using a factor model.

5. A factor model for the vocabulary size variation

A variant of the random effects model is the factor model. Expected word frequencies are still allowed to change from text to text. However, it is postulated that these changes can be explained by a relatively small number of factors. This approach is especially convenient for very large collections of data, when we are interested in reducing the complexity of the data, or, in other words, in “reducing the dimensionality” of an observed phenomenon.

Let the frequency distribution of word types in a text b be denoted x_b . If the number of word types is N , then x_b is an N -vector. Each entry $(x_b)_w$ is the frequency of word type w in text b . In particular, $\|x_b\|_1 = 1$.

A factor model assumes that x_b consist of a part which can be explained by a small number of factors and a part which is an unexplained noise. Hence the model is

$$x_b = \sum_{k=1}^s a_{bk} f_k + z_b,$$

where f_k are factors and z_i is a noise vector.

This model can also be written in a normalized form as follows:

$$X = \sum_{k=1}^s \theta_k |f_k\rangle \langle v_k| + Z, \quad (14)$$

where X is an N -by- b matrix whose columns are x_b , the frequency distributions of word types, and where Z is a noise matrix. We assume that $\{f_k\}$ is an orthonormal system of N -vectors, and $\{v_k\}$ is an orthonormal system of b -vectors.

Every book b can be characterized by vector $\omega_b = ((v_1)_b, \dots, (v_k)_b)$, and books with the same vector ω are expected to have the same word frequency distribution up to noise.

In the literature, the usual assumption about Z is that it has i.i.d entries. In our situation, the assumption that the entries are all identically distributed is not appropriate. Indeed, as we have seen above, a less-frequent word is likely to have a smaller variance of its frequency than a more-frequent word.

We are interested in calculation of the factor values θ_k , factors f_k , and the factor loadings v_k . The simplest method is to estimate these parameters by computing the Singular Value Decomposition of the matrix X and use only that part of the decomposition that corresponds to large singular values.

Even this simple method is not easy in our situation since matrix X is very large and it is computationally difficult to estimate its spectral parameters. There are two alternative approaches to handle this difficulty.

First, one can take a random sample of texts and analyze the spectral data using this sample. Second, the text-word matrix can be restricted to the part that contain only the most frequent word types.

Both methods have some disadvantages. For the first method, it is not clear if the estimates are sensitive to the choice of the word sample. The second method restricts the scope of analysis to a small subset of words, most of which are functional.

5.1. Spectral analysis using most frequent words. Here we compute eigenvalues and eigenvectors for 500 most frequent words. The four largest eigenvalues are: 91.6, 3.15, 1.76, and 1.52. The plots for the eigenvalues and their spacings suggest that there might be at least 10 detectable factors. The plot of eigenvectors suggest that the eigenvectors are concentrated on less than 100 of the most frequent words. In the terminology of random matrix theory, the eigenvectors are localized in some specific directions of the canonical basis. This suggests that the typical large random matrix models are not suitable in this situation, since they do not have preferred directions in the canonical basis. This finding is corroborated by the histogram of eigenvalue spacings. Indeed, a characteristic feature of typical random matrix ensembles is repulsion between eigenvalues (Mehta 2004). However, the histogram in Figure 11 shows the absence of eigenvalue repulsion for the frequency matrix X .

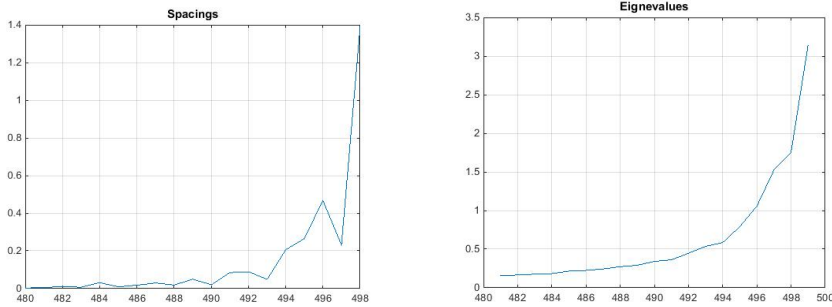


Figure 9. Distribution of eigenvalues of XX^* . (The largest eigenvalue is excluded.)

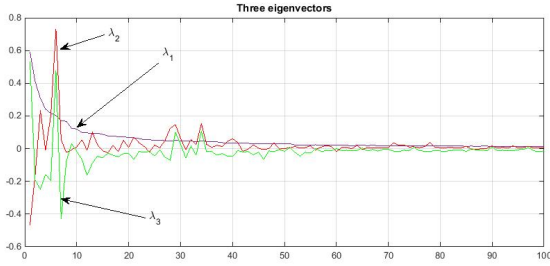


Figure 10. The eigenvectors for the first three largest eigenvalues of XX^* .

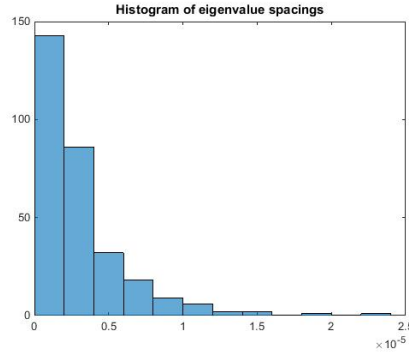


Figure 11. Histogram of eigenvalue spacings.

5.2. Spectral analysis using a random sample of books. Computing the eigenvalues for the entire book-to-words matrix is computationally infeasible, since the dimension of this matrix is of order 10^4 by 10^6 . To circumvent this difficulty, we take a random sample of the texts. In addition, we remove 100 of the most frequent words in order to concentrate on the spectral analysis of the less-frequent words.

By removing the frequent words, we encounter an additional difficulty. Since the remaining words are quite rare and the text sizes are relatively small, the spectral analysis based on l_2 -norm approximation tends to put more emphasis on short texts. To understand this, consider a very simplified situation. Namely, suppose that each word have an equal probability to be present in a given text and suppose that the words are so rare that each word will be encountered only once in the text. Then the text with L words have the frequency vector (L^{-1}, \dots, L^{-1}) with the l^2 -norm equal to L^{-1} . Hence, longer texts will

in general have much smaller norms of the frequency vectors compared to the shorter texts. To a large extent, this observation also holds in the non-simplified situation when we consider only low-frequency words.

To counter this effect, we will normalize the frequency vector for each text so that it will have the unit l^2 -norm, and we will apply the spectral analysis to the collection of these normalized vectors.

The pictures below show the eigenvalues and eigenvalue spacings for a random sample of 400 books.

Specifically, we selected random $B = 400$ books, kept only 500,000 frequent words, removed the data for 100 of the most frequent words, normalized each frequency vector to have unit l^2 -norm, and formed a B -by- N matrix X from these vectors. Then, we computed XX^* , and computed the eigenvalues and eigenvectors of the resulting matrix. Finally, we computed some of the eigenvectors of the conjugate matrix X^*X . (This can be done without actually calculating the extremely large matrix X^*X .)

The first five largest eigenvalues are: 87.9876, 5.2976, 5.1627, 3.6579, and 3.4376. Pictures in 12 shows the sorted eigenvalues and spacings between them after the largest eigenvalue was removed. These pictures suggest that there can be as much as 25 detectable factors.

The plots of (right) eigenvectors of matrix XX^* in Figure 13 show that the eigenvectors are rather delocalized with respect to the canonical basis.

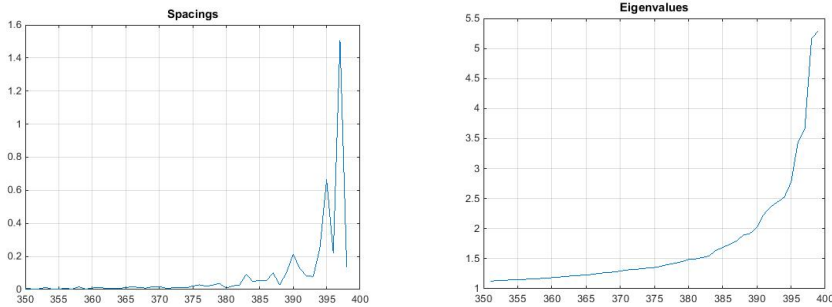


Figure 12. Distribution of eigenvalues of XX^* . (Only 50 largest eigenvalues are shown. The very largest eigenvalue is excluded.)

In addition, the histogram of eigenvalue spacings in Figure 15 shows some evidence of repulsion between eigenvalues which is characteristic

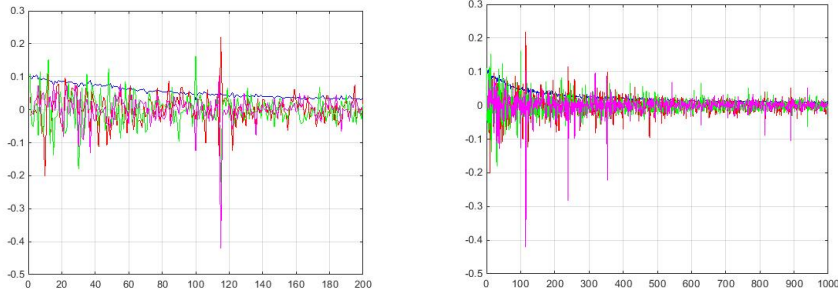


Figure 13. Eigenvectors of the N -by- N matrix X^*X corresponding to the 4 largest eigenvalues.

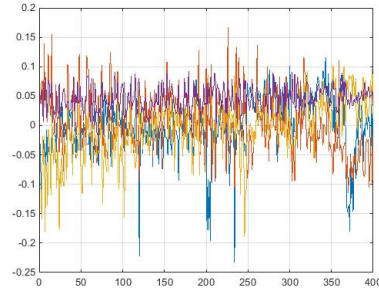


Figure 14. Eigenvectors of the B -by- B matrix XX^* corresponding to the 4 largest eigenvalues.

for the typical matrix ensembles of random matrix theory. This evidence suggests that the models from the large random matrix theory can be applicable for the frequency matrix of the less-frequent words.

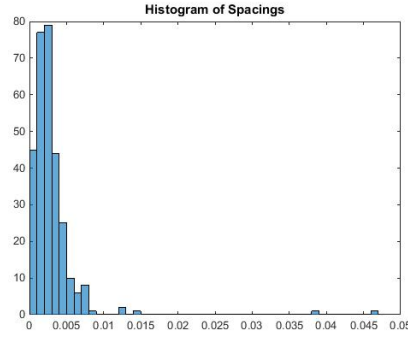


Figure 15. Histogram of eigenvalue spacings.

6. An example of text classification based on spectral factors

In this section, we use the spectral factors computed with 100 of the most frequent words in a classification experiment. Namely, in we combined works of two Russian writers and used the k-means clustering algorithm in order to divide these works in two clusters. Recall that for the purposes of the k-means algorithm, each data point is represented by a vector of features. In our experiment we used either 10 eigenvectors corresponding to the largest eigenvalues or simply the frequencies of 10 most frequent words as they occur in a given text.

More precisely, we estimated model (14) by the SVD decomposition of the matrix XX^* , and each text b was associated with vector $\hat{\omega}_b = (\theta_1(v_1)_b, \dots, \theta_k(v_k)_b)$. The k-means algorithm was used with the Euclidean distance and random initial centroids. We used 100 repetitions to avoid local maxima.

Table 16. Results of a classification experiment.

| | Pushkin | | | Tolstoi | |
|-------------|-----------------|----------|--------------|-----------------|----------|
| | 10 eigenvectors | 10 words | | 10 eigenvectors | 10 words |
| Lermontov | 57% | 53% | Dostoevsky | 73% | 72% |
| Nekrasov | 70% | 87% | Gogol | 76% | 71% |
| Yesenin | 67% | 82% | Turgenev | 72% | 68% |
| Tsvetaeva | 81% | 71% | Chekhov | 69% | 65% |
| Pasternak | 69% | 90% | Nabokov | 90% | 78% |
| Evtushenko | 73% | 86% | Solzhenitzyn | 82% | 58% |
| Brodsky | 74% | 75% | Bulychev | 90% | 88% |
| Shakespeare | 77% | 76% | A. Dumas | 88% | 81% |

The results are percentage of books classified correctly. The results of the experiment are in Figure 16. We classified works of Pushkin or Tolstoi combined with those of one of well-known poets or prose writers, respectively.

One can see that for prose writers, the performance of the algorithm is quite good and the algorithm based on eigenvectors outperforms the algorithm that uses only 10 most frequent words. The most difficult task was to distinguish Tolstoi from Chekhov, and the easiest were to distinguish Tolstoi from Nabokov and Tolstoi from Bulychev.

For poets, the picture is different. It appears that the algorithm based on 10 most frequent words was often better at the classifying task than the algorithm based on eigenvectors.³ Perhaps, this finding suggests that the structure of the vocabulary variation captured in eigenvectors was not appropriate for poetic work.

7. Conclusion

In this paper we studied the variation in the vocabulary of Russian literary texts from a large online database. We calculated the vocabulary size for many Russian authors and showed that it is in a good agreement with the Heaps law with parameter $\lambda = 0.5$. Next, we analyzed the overall distribution of word frequencies and found that it is approximated by a distribution with the tails lighter than the tails predicted by both the Zipf and lognormal laws.

Next, we detected a significant variation in the distribution of word frequencies across texts, and found that the variance of this distribution is in general larger for words with higher frequency. We found that the dependence of the cross-text variance on the average frequency has a form of power law with the exponent $\alpha = 1.25$.

In order to study the variation in word frequencies across texts, we applied the factor analysis methods. First of all, we found that most of the variation is concentrated in approximately 100 functional words and a significant portion of this variation can be explained by about 10 factors.

Then, we applied the factor analysis tool to less frequent words. We found that in this case the frequency vector has to be normalized to take into account the effect of size variation across texts. For a given sample

³In one case, for Lermontov, both algorithms failed dramatically. The number of Lermontov's texts is small compared to that of Pushkin and Lermontov's language is close to the language of Pushkin. It appears that both algorithms found it more optimal to cluster Pushkin's works in two groups instead of keeping one of the groups reserved for Lermontov's work.

of texts, a significant portion of the frequency variation of less frequent words can be explained by approximately 25 factors. We found some evidence that for less-frequent words, the word-to-text matrix exhibits some properties characteristic for large random matrices. In particular, the eigenvectors are delocalized and the eigenvalues exhibit repulsion.

Finally, we applied some of the factor model estimates to the problem of the text classification by author. We found that the k-means classification algorithm based on high-frequency word factors gives reasonably good results for prose writers (with the error rate from 30% to 10%). For poets, the results were not as impressive, suggesting that the structure in vocabulary variation is different for this group of writers.

References

- [1] Eduardo G. Altmann and Martin Gerlach. “Statistical laws in linguistics”. Proceedings of the Flow Machines Workshop: Creativity and Universality in Language, Paris, June 18 to 20, 2014; available at [arxiv:1502.03296](https://arxiv.org/abs/1502.03296). 2015.
- [2] Shlomo Argamon et al. “Automatically Profiling the Author of an Anonymous Text”. In: *Communications of the ACM* 52 (2009), pp. 119–123.
- [3] R. Harald Baayen. *Word Frequency Distributions*. Dordrecht: Kluwer Academic Publishers, 2001.
- [4] Robert A. Bosch and Jason A. Smith. “Separating hyperplanes and the authorship of the disputed federalist papers”. In: *American Mathematical Monthly* 105.7 (1998), pp. 601–608.
- [5] Rudi Cilibiasi and Paul Vitanyi. “Clustering by Compression”. In: *IEEE Transactions on Information Theory* 51 (2005), pp. 1523–1545.
- [6] Bradley Efron and Ronald Thisted. “Estimating the number of unseen species: How many words did Shakespeare know?” In: *Biometrika* 63 (1976), pp. 435–447.
- [7] Ward E. Y. Elliott and Robert J. Valenza. “Shakespeare’s Vocabulary: Did it Dwarf All Others?” In: *Stylistics and Shakespeare’s Language - Transdisciplinary Approaches*. Ed. by Mireille Ravassat and Jonathan Culpeper. London: Continuum Press, 2011, pp. 34–57.
- [8] Francesc Font-Clos, Gemma Boleda, and Alvaro Corral. “A scaling law beyond Zipf’s law and its relation to Heaps’ law”. In: *New Journal of Physics* 15 (2013), p. 093033.

- [9] Martin Gerlach and Eduardo G. Altmann. “Scaling laws and fluctuations in the statistics of word frequencies”. In: *New Journal of Physics* 16 (2014), p. 113010.
- [10] Martin Gerlach and Eduardo G. Altmann. “Stochastic Model for the Vocabulary Growth in Natural Languages”. In: *Physical Review X* 3 (2013), p. 021006.
- [11] H. S. Heaps. *Information Retrieval: Computational and Theoretical Aspects*. Academic Press, New York, 1978.
- [12] G. Herdan. *Quantitative Linguistics*. Butterworth Press, Oxford, 1964.
- [13] D. I. Holmes. “Authorship Attribution”. In: *Computers and the Humanity* 28 (1994), pp. 87–106.
- [14] D. I. Holmes. “The evolution of stylometry in humanities scholarship”. In: *Literary and Linguistic Computing* 13 (1998), 111–117.
- [15] Patrick Juola. *Authorship Attribution*. Foundations and Trends(r) in Information Retrieval. Now Publishers Inc, 2008.
- [16] Moshe Koppel, Jonathan Schler, and Shlomo Argamon. “Computational Methods in Authorship Attribution”. In: *Journal of the Association for Information Science and Technology* 60 (2009), pp. 9–26.
- [17] Moshe Koppel and Yaron Winter. “Determining if two documents are written by the same author”. In: *Journal of the Association for Information Science and Technology* 65 (2014), pp. 178–187.
- [18] Andras Kornai. “Zipf’s law outside the middle range”. In: *Proc. Sixth Meeting on Mathematics of Language*. Available at <http://www.kornai.com/Papers/zipf.pdf>. University of Central Florida, 1999, pp. 347–356.
- [19] Nan M. Laird and James H. Ware. “Random-effects models for longitudinal data”. In: *Biometrics* 38 (1982), pp. 963–974.
- [20] Madan Lal Mehta. *Random Matrices*. third. Elsevier Academic Press, 2004.
- [21] Frederick Mosteller and David L. Wallace. *Inference and Disputed Authorship: The Federalist*. Addison-Wesley Publishing Company, Inc., 1964.
- [22] Steven T. Piantadosi. “Zipf’s word frequency law in natural language: a critical review and future directions”. In: *Psychonomic Bulletin and Review* 21 (2014), pp. 1112–1130.
- [23] Michael Ramscar et al. “The myth of cognitive decline: Non-linear dynamics of lifelong learning”. In: *Topics in Cognitive Science* 6 (2014), pp. 5–42.
- [24] Efstathios Stamatatos. “A survey of modern authorship attribution methods”. In: *Journal of the American Society for information science and technology* 60 (2009), 538–556.

- [25] Институт русского языка АН СССР (The Russian Language Institute of the Academy of Sciences of USSR). Словарь языка Пушкина (The dictionary of Pushkin's language). Ed. by В. В. Виноградов (V. V. Vinogradov). Second. М.: Азбуковник, 2000.
- [26] G. U. Yule. The statistical study of literary vocabulary. Cambridge University Press, 1944.
- [27] Damian H. Zanette. "Statistical patterns in written language". available at [arxiv:1412.3336](https://arxiv.org/abs/1412.3336). 2014.
- [28] Ying Zhao and Justin Zobel. "Searching with style: authorship attribution in classic literature". In: ACSC '07 Proceedings of the thirtieth Australasian conference on Computer science. Australian Computer Society, 2007.
- [29] G. K. Zipf. Selected studies of the principle of relative frequency in language. Cambridge, MA: Harvard University Press, 1932.

Appendix A. Tables

Table 17. Authors with largest number of texts

| All authors | | | Authors of classic prose | |
|-----------------------|-------------|---|--------------------------|-------------|
| Author | N. of texts | Comment | Author | N. of texts |
| Unknown Author | 2442 | | Chekhov | 446 |
| A Weekly «Tomorrow» | 597 | | Maupassant | 390 |
| Bradbury | 550 | | Gorky | 379 |
| Bulychev | 540 | Russian sci-fi writer | Tolstoi | 311 |
| Asimov | 508 | | Grin | 295 |
| Marina Serova | 464 | A group of mystery fiction writers | P. Neruda | 245 |
| Anton Chekhov | 446 | | E. A. Poe | 237 |
| A Weekly «CompuTerra» | 437 | | Nabokov | 227 |
| Agatha Christie | 433 | | Borges | 224 |
| Stephen King | 392 | | O. Henry | 217 |
| Guy de Maupassant | 390 | | Leskov | 215 |
| Maxim Gorky | 379 | | Mark Twain | 212 |
| Arthur Conan Doyle | 378 | | Dumas | 185 |
| Victor Weber | 371 | Translator | Kuprin | 183 |
| Barbara Cartland | 356 | | Kipling | 179 |
| Robert Sheckley | 356 | | Bunin | 171 |
| Irina Gurova | 353 | Translator | Bulgakov | 165 |
| Fedor Razzakov | 348 | Sensational biographies of Russian media stars. | Solzhenitsyn | 164 |
| Stanisław Lem | 341 | | L. Andreev | 153 |
| Leo Tolstoi | 311 | | Petrushevskaya | 152 |
| Alexander Grin | 295 | Romantic novels set in a fantasy land | Pushkin | 151 |
| Vladimir Goldich | 291 | Translator | Balzac | 150 |
| Roger Zelazny | 291 | | Hasek | 147 |
| Robert E. Howard | 286 | | Shukshin | 146 |
| Tatiana Pertseva | 275 | Translator | Kafka | 144 |

Table 18. Vocabulary size of Russian poets

| Poets of Golden Age | | Poets of Silver Age | | Poets of Post-Silver Age | |
|---------------------|-----------|---------------------|-----------|--------------------------|-----------|
| Author | Voc. Size | Author | Voc. Size | Author | Voc. Size |
| Pushkin | 122,019 | Tsvetaeva | 121,963 | Chukovsky | 108,909 |
| Nekrasov | 94,122 | Mayakovsky | 101,773 | Evtushenko | 82,719 |
| Fet | 73,827 | Bryusov | 96,639 | Brotsky | 82,543 |
| Zhukovsky | 62,446 | Gippius | 92,849 | Okudzhava | 74,870 |
| Lermontov | 59,703 | Yesenin | 84,968 | Vysotsky | 68,559 |
| A. K. Tolstoi | 54,628 | Blok | 84,293 | Marshak | 64,986 |
| Tiutchev | 48,158 | Adamovich | 77,352 | Mikhalkov | 59,417 |
| Derzhavin | 25,655 | Pasternak | 71,014 | Voznesensky | 58,572 |
| Baratynsky | 16,438 | Voloshin | 64,898 | Slutsky | 48,025 |
| | | Balmont | 59,587 | Samoilov | 44,418 |
| | | Mandelstam | 55,614 | Prigov | 39,061 |
| | | Gumilyov | 52,885 | Akhmadullina | 35,113 |
| | | Ivanov | 49,427 | Rubtsov | 34,719 |
| | | Annensky | 46,688 | Tvardovsky | 28,197 |
| | | Klyuev | 40,776 | Drunina | 28,008 |
| | | Khodasevich | 36,189 | Galitch | 24,806 |
| | | Akhmatova | 33,282 | Vvedensky | 23,080 |
| | | Zabolotsky | 26,250 | Kushner | 22,109 |

Table 19. Vocabulary size of Russian prose writers

| Classic and emigrant prose writers | | Writers of the Soviet period | | Modern writers | |
|------------------------------------|-----------|------------------------------|-----------|-----------------|-----------|
| Author | Voc. Size | Author | Voc. Size | Author | Voc. Size |
| Nabokov | 225,913 | Solzhenitsyn | 255,571 | Bykov | 246,167 |
| Leskov | 208,762 | Aksenov | 226,287 | Akunin | 233,987 |
| Saltykov-Shcherin | 201,526 | Astafyev | 209,883 | Lymonov | 203,836 |
| Gorky | 190,175 | Krapivin | 205,372 | Veller | 197,520 |
| Tolstoi | 184,518 | Nagibin | 203,109 | Rubina | 152,207 |
| Chekhov | 183,627 | Leonov | 173,967 | Prilepin | 127,673 |
| Merezhkovsky | 172,418 | A. N. Tolstoy | 152,882 | Sorokin | 120,219 |
| Gogol | 164,793 | Kataev | 148,449 | Ulitskaya | 119,123 |
| Bely | 157,331 | Sergeyev-Tsensky | 146,542 | Pelevin | 113,836 |
| Dostoevsky | 147,001 | Simonov | 114,070 | Petrushkevskaya | 103,528 |
| Kuprin | 137,122 | Paustovsky | 113,892 | Volos | 98,783 |
| Bunin | 134,037 | Voynovich | 112,829 | Slavnikova | 95,907 |
| Aldanov | 126,312 | Grossman | 111,311 | Tokareva | 80,943 |
| Mamin-Sibiryak | 125,981 | Sholohov | 110,011 | T. Tolstaya | 79,798 |
| Pushkin | 122,019 | Bulgakov | 106,198 | Shishkin | 76,826 |
| Turgenev | 112,960 | Iskander | 104,938 | E. Uspensky | 76,469 |
| Goncharov | 111,662 | Kaverin | 102,575 | Kolyadina | 69,269 |
| Grin | 103,819 | Platonov | 101,343 | Chizhova | 68,807 |
| Andreev | 84,265 | Bykov | 98,396 | Figl-Migl | 65,648 |
| Karamzin | 83,037 | Ilf | 93,660 | Chudakov | 56,324 |
| Dovlatov | 79,233 | Trifonov | 91,867 | | |
| | | Dombrovsky | 82,799 | | |
| | | Zoshchenko | 81,988 | | |

Table 20. Vocabulary size of translated classic authors and Russian and translated sci-fi authors

| Translated foreign classics | | Russian sci-fi/fantasy | | Translated sci-fi/fantasy | |
|-----------------------------|-----------|------------------------|-----------|---------------------------|-----------|
| Author | Voc. Size | Author | Voc. Size | Author | Voc. Size |
| Dumas | 307,607 | Bushkov | 345,648 | P. Anderson | 249,997 |
| Dickens | 228,973 | Nikitin | 263,014 | Verne | 239,972 |
| Zola | 217,234 | Parnov | 216,983 | Asimov | 238,853 |
| Thackeray | 186,443 | Bulychev | 210,109 | Norton | 231,881 |
| Boussenard | 184,658 | Krapivin | 205,372 | Lem | 231,563 |
| W. Scott | 177,138 | Lykjanenko | 201,780 | Heinlein | 224,457 |
| Balzac | 177,071 | Haetskaja | 196,783 | Harrison | 223,843 |
| Mark Twain | 173,161 | B. Strugatsky | 176,757 | Zelazny | 199,880 |
| Wodehouse | 169,416 | Kalugin | 174,440 | Ph. K. Dick | 197,034 |
| J. F. Cooper | 163,372 | Loginov | 167,162 | Wells | 190,074 |
| Rowling | 157,833 | Diachenko | 162,949 | Sheckley | 175,770 |
| Kipling | 150,114 | A. Strugatsky | 162,488 | Le Guin | 165,527 |
| Updike | 148,804 | Panov | 162,098 | Clarke | 159,157 |
| Sienkiewicz | 143,538 | A. N. Tolstoy | 152,882 | Rowling | 157,833 |
| Mayne Reid | 143,110 | Kazantsev | 145,323 | Simak | 155,441 |
| J. R. R. Tolkien | 140,665 | Golovachov | 137,982 | Howard | 152,885 |
| E. R. Burroughs | 134,671 | Amnuel | 132,914 | Bradbury | 144,602 |
| Steinbeck | 134,560 | | | | |
| Greene | 134,154 | | | | |
| J. K. Jerome | 131,687 | | | | |
| Zweig | 131,423 | | | | |
| Galsworthy | 130,774 | | | | |
| Stevenson | 128,749 | | | | |
| Maurois | 127,934 | | | | |
| Faulkner | 127,511 | | | | |
| Shakespeare | 127,501 | | | | |
| Proust | 125,977 | | | | |
| Maugham | 125,327 | | | | |
| Haggard | 124,145 | | | | |
| Maupassant | 123,992 | | | | |
| Hesse | 119,556 | | | | |
| Hamsun | 115,843 | | | | |
| Murakami | 114,133 | | | | |
| E. T. A. Hoffmann | 111,037 | | | | |
| G. G. Márquez | 110,770 | | | | |