

Sub-Poissonian and anti-bunching criteria via majorization of statistics

Daniel G. Medranda and Alfredo Luis

Departamento de Óptica, Facultad de Ciencias Físicas, Universidad Complutense,
28040 Madrid, Spain

E-mail: alluis@ucm.es

17 June 2022

Abstract. We use majorization and confidence intervals as a convenient tool to compare the uncertainty in photon number for different quantum light states. To this end majorization is formulated in terms of confidence intervals. As a suitable case study we apply this tool to sub- and super-Poissonian behavior and bunching and anti-bunching effects. We focus on the most significant classical and nonclassical states, such as Glauber coherent, thermal, photon number, and squeezed states. We show that majorization provides a more complete analysis that in some relevant situations contradicts the predictions of variance.

PACS numbers: 03.65.Ta, 42.50.Lc, 89.70.Cf, 02.50.-r

Keywords: Quantum uncertainty, Quantum optics, SubPoissonian light, Majorization

1. Introduction

Typically uncertainty is assessed using variance both in classical and quantum physics. However this is not the only measure of fluctuations nor the best behaved, specially when we move away from Gaussian-like statistics [1]. At difference with classical physics, nonGaussian statistics is often the case in quantum physics. This has motivated the introduction of several measures of quantum fluctuations alternative to variance [2, 3, 4, 5, 6]. Most of them have the form of entropy, such as the Rényi and Tsallis entropies, that include the Shannon entropy as a particular case. One may be aware that different measures may lead to slightly different values conclusions. A more striking result is that actually they may contradict each other [7, 8].

At the very heart of this issue lies the concept of majorization as a direct comparison between statistics [2, 9]. A key result is that majorization is equivalent at once to many entropy-like measures, more specifically to those termed *Schur-concave*. So, majorization is a kind of acid test. When it holds we can draw conclusions that will be

confirmed unanimously by all Schur-concave entropies. When there is no majorization contradictions may arise.

In this work we address the majorization of photon-number statistics in quantum optics putting a particular emphasis on the comparison with Poissonian statistics, since this is a classic test disclosing nonclassical behavior in quantum optics [10]. In particular, the novelties in this contribution are:

(i) The idea of majorization is shown to be equivalent to the unanimity of confidence intervals, that have been already used as a suitable measure of quantum uncertainty [6]. This extends the equivalence of majorization with other uncertainty measures beyond entropies.

(ii) We apply majorization to the idea of sub- and super-Poissonian statistics as the comparison of a given number statistics with a Poissonian distribution with the same mean number. This is a quite convenient case study since this is a clear and relevant example of comparison between statistics. This comparison is typically done in terms of variances. We show that majorization provides a more complete analysis that in relevant situations contradicts the predictions of variance.

(iii) Majorization of number statistics is then extended to cover bunching and anti-bunching effects. According to variance they should be equivalent to super- and sub-Poissonian statistics, respectively. We introduce a suitable majorization criterion for bunching and anti-bunching effects as a more complete statistical assessment. It turns out that bunching and anti-bunching are not necessarily equivalent to super- and sub-Poissonian statistics, respectively.

(iii) This approach is illustrated by applying it to the most frequent classical states, such as coherent and thermal states, as well as the most common nonclassical states, such as number states and squeezed states. It is worth stressing that all these states can be generated experimentally and have many practical applications. We show very simple cases where they lack a definite majorization relation. Being so, their number fluctuations cannot be compared unambiguously and it cannot be said which state has larger fluctuations.

(iv) These estates provide clear examples where majorization contradicts variance. This holds is because variance overestimate the importance of extremely unlikely photon-number values.

We think this subject is worth investigating and may have interesting physical consequences. Fluctuations and uncertainty are a cornerstone of the quantum theory, playing a key role in basic features such as complementarity and uncertainty relations. For example, two observables can be complementary or not depending on the measure of fluctuations used [11]. Nontrivial uncertainty measures can solve long standing debates on the enforcement of complementarity [12]. Uncertainty relations can lead to contradictory conclusions depending on the uncertainty measure used [7], or even, there can be no uncertainty relation at all [13]. In this regard majorization has already demonstrated its usefulness in resolving contradictions between measures [8] and in deriving powerful new quantum uncertainty relations [14]. Moreover, alternative

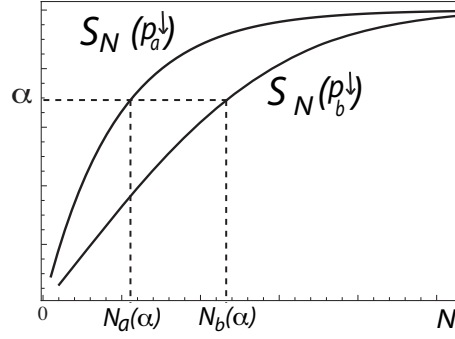


Figure 1. Illustration of the relation between partial ordered sums S_N and confidence intervals when the majorization $p_b \prec p_a$ holds.

measures of uncertainty may have deep impact in the ultimate precision in signal detection allowed by the quantum theory [15]. Finally, in quantum optics the relative amount of quantum fluctuations is the preferred signature revealing paradigmatic quantum behavior, such as sub-Poissonian photon statistics and quadrature squeezing [10].

In Sec. 2 we recall the concept of majorization, relating it with confidence intervals as suitable uncertainty measures, as well as most common photon statistics. This is then applied to the comparison of different photon statistics in Sec. 3. In Sec. 4 we extend these ideas to bunching and anti-bunching phenomena.

2. Majorization, uncertainty and photon statistics

In this section we just recall the concept of majorization, its relation with uncertainty measures, and the photon statistics of the most usual and interesting classical and nonclassical states.

2.1. Majorization

It is said that the distribution p_a majorizes the distribution p_b , which will be expressed as $p_b \prec p_a$, when the following relation between the ordered partial sums S_N holds as illustrated in Fig. 1

$$S_N(p_b^\downarrow) = \sum_{j=0}^N p_{b,j}^\downarrow \leq \sum_{k=0}^N p_{a,k}^\downarrow = S_N(p_a^\downarrow), \quad (1)$$

for $N = 0, 1 \dots \infty$, where the superscript \downarrow on p^\downarrow denotes the same distribution p after a permutation of p_n rearranging them in decreasing order

$$p_1^\downarrow \geq p_2^\downarrow \geq \dots \geq p_j^\downarrow \geq \dots \quad (2)$$

Majorization is a partial-ordering relation, so there are distributions that neither $p_b \prec p_a$ nor $p_a \prec p_b$.

2.2. Uncertainty, entropies and confidence intervals

Roughly speaking, if p_a majorizes p_b we have that p_b is more disordered or more mixed than p_a . This is to say that p_a^\downarrow is more concentrated around its maximum. This can be made more precise by noting that majorization is equivalent to a relation between statistics in terms of doubly stochastic matrices [2]. This means that p_b can be obtained from p_a by the addition of classical noise.

Thus majorization provides a very convenient measure of uncertainty by a rather intuitive classification of distributions according to their dispersion. For example the distribution with full certainty $p_1^\downarrow = 1$, $p_{j \neq 1}^\downarrow = 0$ has $S_N =$ for all N , and majorizes all distributions. This is the case of all photon-number states $|n\rangle$.

Whenever majorization applies the result is respected by the so-called Schur-concave entropies, such as Tsallis and Rényi entropies:

$$R_q(p) = \frac{1}{1-q} \ln \left(\sum_i p_i^q \right), \quad T_q(p) = \frac{1}{1-q} \left(\sum_i p_i^q - 1 \right), \quad (3)$$

where $q \geq 0$ is the so-called entropic index. The limiting case $\alpha \rightarrow 1$ gives the Shannon entropy $T_1 = R_1 = -\sum_i p_i \log p_i$. Thus, majorization implies that if $p_b \prec p_a$ then $H_q(p_b) > H_q(p_a)$ for all q and $H = T, R$.

As an alternative and more direct picture let us relate majorization with the standard idea of confidence intervals. To this end we call $N(\alpha)$ to the minimum number of number values such that the partial sum up to p_N^\downarrow comprises a given fraction α of the probability

$$\sum_{j=0}^N p_j^\downarrow \geq \alpha, \quad N \geq N(\alpha). \quad (4)$$

$N(\alpha)$ are confidence intervals, which have been already successfully used as quantum uncertainty measures [6]. As illustrated in Fig. 1, the definition of majorization in Eq. (1) is equivalent to say that all confidence intervals of p_b^\downarrow are larger than or equal to those of p_a^\downarrow :

$$p_b \prec p_a \iff N_b(\alpha) \geq N_a(\alpha) \quad \forall \alpha. \quad (5)$$

Otherwise, if there is no majorization relation we will certainly have $N_b(\alpha) > N_a(\alpha)$ and $N_b(\beta) < N_a(\beta)$ for some $\alpha \neq \beta$, and equivalently in terms of entropies.

2.3. Photon number statistics

Let us recall the photon-number statistics of the most significant classical and nonclassical states beyond the trivial case of photon-number states.

2.3.1. Coherent light The most celebrated classical light are the Glauber coherent states with Poissonian photon number distribution p_c

$$p_{c,n} = \frac{\bar{n}^n}{n!} \exp(-\bar{n}), \quad \Delta^2 n = \bar{n}. \quad (6)$$

This depends on a single parameter, the mean number of photons \bar{n} , that equals the variance $\Delta^2 n$. Unfortunately, there is no suitable simple ordered expression for p_c^\downarrow , nor for the ordered partial sums $S_N(p_c^\downarrow)$. Nevertheless, in the case $\bar{n} \gg 1$ the Poissonian distribution can be well approximated by a Gaussian, treating n as a continuous variable

$$p_{c,n} \simeq p_{G,n} = \frac{1}{\Delta n \sqrt{2\pi}} \exp \left[-(n - \bar{n})^2 / (2\Delta^2 n) \right]. \quad (7)$$

In this case the decreasing order is easily obtained because of the full symmetry and monotonic behavior around the maximum at \bar{n} . The corresponding partial ordered sums are

$$S_N(p_G^\downarrow) = \sum_{n=0}^N p_{G,n}^\downarrow = \frac{2}{\sqrt{\pi}} \int_0^{\frac{N}{\sqrt{2\Delta n}}} du \exp(-u^2). \quad (8)$$

From this expression it can be easily checked that there is always majorization between Gaussians, agreeing with their variance Δn , as expected. Naturally, in this Gaussian limit majorization can be pictured as the result of Gaussian noise.

2.3.2. Thermal light Another basic and very common example of classical light are the thermal states, with photon-number statistics

$$p_{t,n} = \frac{1}{\bar{n} + 1} \left(\frac{\bar{n}}{\bar{n} + 1} \right)^n, \quad \Delta^2 n = \bar{n}(\bar{n} + 1), \quad (9)$$

that again depends on a single parameter. All thermal states are superPoissonian $\Delta^2 n > \bar{n}$. The probability distribution is in decreasing order from the start, and the partial ordered sums can be easily obtained analytically as

$$S_N(p_t^\downarrow) = \sum_{n=0}^N p_{t,n}^\downarrow = 1 - \left(\frac{\bar{n}}{\bar{n} + 1} \right)^{N+1}. \quad (10)$$

In this thermal case majorization may be pictured again as the result of added noise after Eq. (15) in Ref. [17].

2.3.3. Squeezed light This is may be the best-known practical example of nonclassical light beyond photon-number states. They are obtained from the vacuum $|0\rangle$ by a squeezing transformation $S(r)$ followed by a coherent displacement $D(R)$ as $D(R)S(r)|0\rangle$. For simplicity we will consider squeezing parameters such that the photon-number distribution is [10]

$$p_{s,n} = \frac{\tanh^n r}{2^n n! \cosh r} \exp \left[-R^2 (1 - \tanh r) \right] \times \left| H_n \left[\frac{iR}{\sqrt{2}} \left(\sqrt{\tanh r} - \frac{1}{\sqrt{\tanh r}} \right) \right] \right|^2, \quad (11)$$

where R represents the coherent contribution while the squeezing parameter r , with sign, is the squeezed part that represents the squeezing of quadrature fluctuations. The mean value and variance are

$$\bar{n} = R^2 + \sinh^2 r, \quad \Delta^2 n = R^2 e^{2r} + \frac{1}{2} \sinh^2(2r). \quad (12)$$

This can present sub or superPoissonian statistics depending on the R, r values. In any case there is no simple form neither for p_s^\downarrow nor for the ordered partial sums $S_N(p_s^\downarrow)$.

2.4. Majorization applied to sub- and super-Poissonian statistics

The idea of sub- and super-Poissonian statistics results from the comparison of the photon-number distribution p of a given field state with the Poissonian statistics p_c with the same mean number. This has been always done in terms of variance. But majorization and confident intervals provide a more powerful tool for such comparison. This is worth examining so we may generalize the traditional approach as follows:

$$p \prec p_c \equiv \text{super} - \text{Poissonian}, \quad p_c \prec p \equiv \text{sub} - \text{Poissonian}. \quad (13)$$

This is to say that regarding confidence intervals, sub-Poissonian light means that for all α we get $N_c(\alpha) \geq N(\alpha)$ and vice versa. Otherwise, if there is lack of majorization there can be no unambiguous claim and the result will depend on the particular entropy H_q or confidence value α employed to assess the uncertainty.

3. Majorization relations

Let us compare via majorization the photon-number distributions for the above classical and nonclassical states. We contrasting states from different families we will tend to compare states with the same mean number of photons. This is because we are focusing on sub-Poissonian behavior which implies comparison with a Poissonian distribution of the same mean.

3.1. Coherent versus coherent

In Fig. 2 we have represented the ordered partial sums $S_N(p_c^\downarrow)$ as functions of N for coherent states with different mean number of photons. For all cases examined they fulfill a definite majorization relation consistent with variance, so a distribution with smaller variance (smaller mean) majorizes those with larger variances (larger mean). We have focus on small mean values since for $\bar{n} \gg 1$ the Gaussian approximation holds and majorization readily follows from variance according to Eq. (8).

3.2. Thermal versus thermal

An equivalent majorization relation consistent with variance follows for thermal light directly from relation (10)

$$S_N(p_{t,a}^\downarrow) > S_N(p_{t,b}^\downarrow) \longleftrightarrow \Delta_{t,a}n < \Delta_{t,b}n. \quad (14)$$

This case has been examined in more detail in Ref. [16].

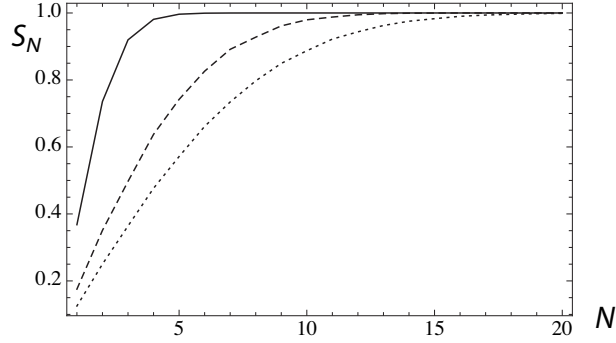


Figure 2. Ordered partial sums $S_N(p_c^\dagger)$ as functions of N for coherent states with mean number of photons (from top to bottom) $\bar{n} = 1, 5, 10$. Throughout lines are drawn as guides for the eye.

3.3. Thermal versus coherent

Comparing thermal and coherent light we first focus on equal mean number. According to variance, the thermal light should have always larger uncertainty than coherent light. However we have found lack of majorization for small mean photon numbers, such as for $\bar{n}_t = \bar{n}_c = 1.5$ as shown in Fig. 3. The ordered partial sums cross at a critical value $\tilde{\alpha} \simeq 0.80$ for $N(\tilde{\alpha}) \simeq 3$. Confidence intervals $N(\alpha < \tilde{\alpha})$ say that thermal light has less number fluctuations than coherent light (i. e., behaves as sub-Poissonian light), while the confidence intervals $N(\alpha > \tilde{\alpha})$ say the opposite. Note that the transition occurs between one and two standard deviations if they were Gaussians. On the other hand, for all cases examined with $\bar{n}_c = \bar{n}_t \gg 1$ the coherent states always majorize the thermal light, in accordance with variance.

Besides, when comparing statistics with different mean numbers we can get also lack of majorization for large mean numbers. Moreover, we have found full contradiction between majorization and variance, for example for $\bar{n}_c = 100$ and $\bar{n}_t = 10$. The variance of the thermal state is larger than the coherent, $\Delta_t^2 n = 110$ versus $\Delta_c^2 n = 100$, while the thermal state almost majorizes the coherent as shown in Fig. 4. Strictly speaking the ordered partial sums cross at $\tilde{\alpha} \simeq 0.995$ for $N(\tilde{\alpha}) \simeq 57$ as shown in the inset of Fig. 4. However, the 99.5 % of the photon-number statistics, and thus almost all confidence intervals $N(\alpha)$, support that the thermal state presents lesser uncertainty than coherent light, contradicting variance. This result clearly illustrates how variance overestimates outcomes with extremely small probability, such as 0.5% in our case.

3.4. Squeezed versus squeezed and coherent

In the case of squeezed states we will consider always the same mean number of photons \bar{n} for all states, but different number variance according to particular combinations of R and r Eq. (12). We have found lack of majorization when comparing different variance-like sub-Poissonian states. Similarly, when comparing different super-Poissonian states, as well as when comparing all them with Poissonian light.

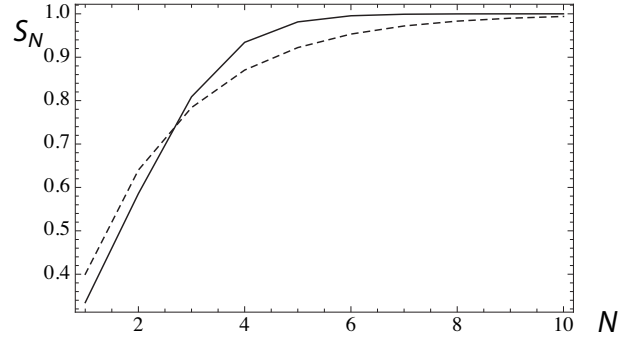


Figure 3. Ordered partial sums $S_N(p^\dagger)$ as functions of N for coherent (solid) and thermal (dashed) light with mean number of photons $\bar{n}_t = \bar{n}_c = 1.5$.

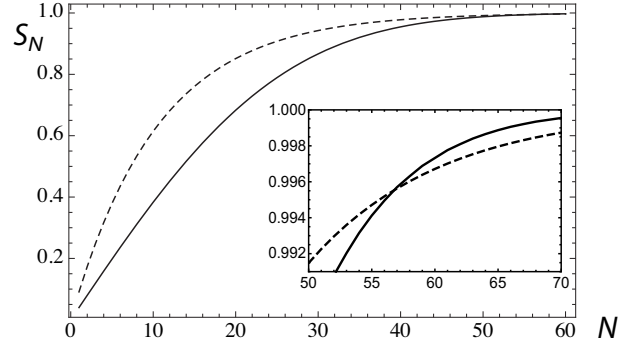


Figure 4. Ordered partial sums $S_N(p^\dagger)$ as functions of N for coherent (solid) and thermal (dashed) light with mean number of photons $\bar{n}_t = 10$ and $\bar{n}_c = 100$. The inset shows an extension and detail of the plot for larger N revealing the crossing of the curves.

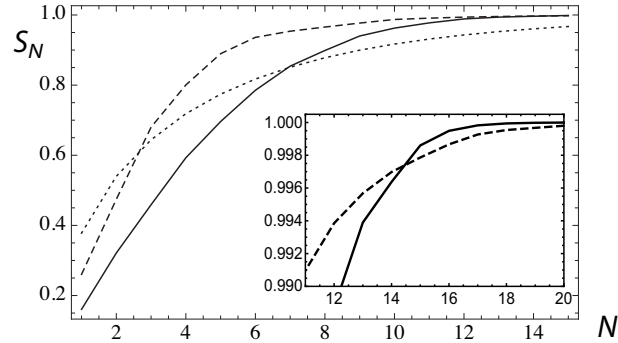


Figure 5. Ordered partial sums for variance-like super-Poissonian squeezed state with $\Delta_{\text{super}}^2 n = 14 \bar{n}$ (dotted), sub-Poissonian squeezed state with $\Delta_{\text{sub}}^2 n = 0.6 \bar{n}$ (dashed) and coherent light $\Delta_c^2 n = \bar{n}$ (solid) as functions of N with $\bar{n} = 6$. The inset shows an extension and detail of the plot for larger N values revealing the crossing of the sub-Poissonian and coherent curves.

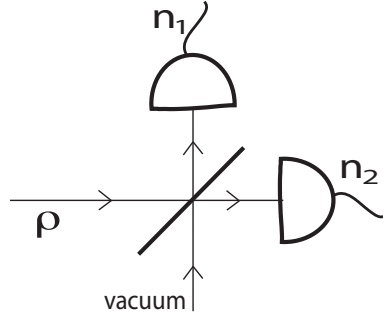


Figure 6. Arrangement for the observation of the bunching and anti-bunching effects.

This can be illustrated by Fig. 5 where we have plotted the ordered partial sums $S_N(p^\downarrow)$ for three different light states, all them with $\bar{n} = 6$ but with different variances $\Delta_{\text{sub}}^2 n = 0.6 \bar{n}$ (dashed), $\Delta_{\text{super}}^2 n = 14 \bar{n}$ (dotted), and $\Delta_c^2 n = \bar{n}$ (solid). The super-Poissonian case is actually the squeezed vacuum $R = 0$.

We can appreciate that both squeezed-light lines cross at $\tilde{\alpha} \simeq 0.65$ for $N(\tilde{\alpha}) \simeq 3$ preventing their majorization. Moreover the coherent-light line crosses the super-Poissonian curve at $\tilde{\alpha} = 0.85$ for $N(\tilde{\alpha}) \simeq 7$.

On the other hand, it seems in the main plot of Fig. 5 that the sub-Poissonian light (dashed line) majorizes the coherent light (solid line). Strictly speaking, this is not exactly the case if we look closer to large N values displayed in the inset in Fig. 5, showing the they cross at $\tilde{\alpha} = 0.997$ for $N(\tilde{\alpha}) \simeq 14$. This might be related to the characteristic photon-number oscillations of squeezed light. Nevertheless this lack of majorization has no practical consequences since it relies on extremely fine details of the photon-number distribution, that will be hidden by any minimal experimental uncertainty.

4. Bunching and anti-bunching

A simple and direct observation of the sub- and super-Poissonian statistics is provided by the anti-bunching and bunching phenomena [18]. This is investigated by mixing the field state ρ with vacuum at a 50 % lossless beam splitter (see Fig. 6). At the output beams two photodetectors register the output photon numbers n_1 and n_2 . In these conditions it can be easily seen that

$$\Delta n_1 \Delta n_2 = \overline{n_1 n_2} - \bar{n}_1 \bar{n}_2 = \frac{1}{4} (\Delta^2 n - \bar{n}). \quad (15)$$

Therefore, regarding variances, the sub- and super-Poissonian character is reflected unambiguously on the sign of $\Delta n_1 \Delta n_2$: super-Poissonian light produces positive correlations $\Delta n_1 \Delta n_2 > 0$, which is known as bunching, while sub-Poissonian light produces negative correlations $\Delta n_1 \Delta n_2 < 0$, known as anti-bunching.

We translate to this framework the ideas around majorization in order to provide statistical characterizations beyond $\Delta n_1 \Delta n_2$. This turns out to be quite simple if we

focus on the number sum $n_+ = n_1 + n_2$ and number difference $n_- = n_1 - n_2$. This is because for these variables we have

$$\Delta n_1 \Delta n_2 = \frac{1}{4} (\Delta^2 n_+ - \Delta^2 n_-), \quad (16)$$

so that bunching is equivalent to $\Delta n_+ > \Delta n_-$ while anti-bunching means $\Delta n_+ < \Delta n_-$. Note that, because of number conservation and the vacuum input, the number sum coincides with the number variable $n_+ = n$. Also, after Eqs. (15) and (16) we have always $\Delta^2 n_- = \bar{n}$. This is to say that the variable n_+ carries the number statistics of the state examined while the variable n_- provides the reference.

The idea is that after Eq. (16) we can formulate bunching and anti-bunching criteria by the comparison between the distributions for the number sum p_+ and number difference p_- . The p_+ distribution coincides with the number distribution of the input estate

$$p_{+,n} = p_n = \langle n | \rho | n \rangle, \quad (17)$$

while for p_- we have

$$p_{-,m} = \sum_{n=|m|}^{\infty} p_n \frac{1}{2^n} \binom{n}{\frac{n+m}{2}}, \quad (18)$$

and we note that when the number sum n is odd or even, the number difference m is also odd or even. Then we can introduce the following criteria

$$p_+ \prec p_- \equiv \text{bunching}, \quad p_- \prec p_+ \equiv \text{anti-bunching}, \quad (19)$$

this is that bunching means $N_+(\alpha) \geq N_-(\alpha)$ and vice versa. Otherwise, if there is lack of majorization there can be no unambiguous claim, and the result will depend on the particular entropy H_q or confidence value α employed to assess the uncertainty.

Note that in this case the statistical criterion makes no reference whatsoever to the statistics of coherent states, since both p_{\pm} emerge from the number statistics of the state being examined. Moreover, we recall that after Eq. (15) bunching and anti-bunching should be equivalent to super- and sub-Poissonian statistics, respectively. However this needs not to be necessarily the case regarding majorization. Sub-Poissonian means $p_c \prec p$ while anti bunching $p_- \prec p$. There seems to be no logical connection between these conditions since p_- in general is not Poissonian.

We have applied criteria (19) to the ambiguous results in Fig. 3 and Fig. 5 obtaining always unambiguous conclusions compatible with variance. We have obtained more interesting results examining the squeezed coherent state with $\bar{n} = 6$, $R = 2$. This is super-Poissonian according to variance $\Delta^2 n = 2\bar{n}$, but displays an effective sub-Poissonian behavior for confidence intervals up to $\alpha \simeq 0.9$, as illustrated in Fig. 7. This is confirmed by the ordered partial sums for p_{\pm} in Fig. 8 showing that this state presents clear anti-bunching for all confidence intervals with α values up to $\alpha = 0.9$.

In order to find further clear ambiguous results contradicting variance let us consider the following mix of one-photon $|1\rangle$ and thermal ρ_t states

$$\rho = \xi |1\rangle\langle 1| + (1 - \xi) \rho_t, \quad \rho_t = \frac{1}{1 + \bar{n}_t} \sum_{n=0}^{\infty} \left(\frac{\bar{n}_t}{1 + \bar{n}_t} \right)^n |n\rangle\langle n|, \quad (20)$$

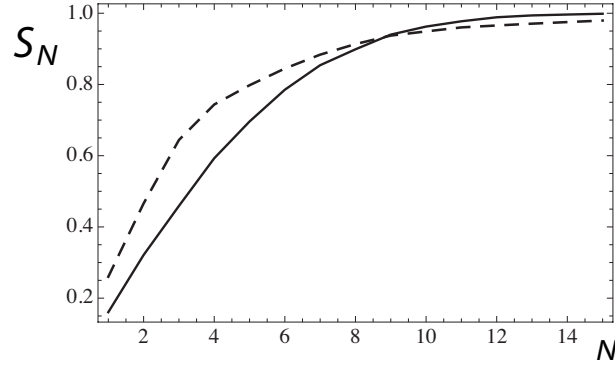


Figure 7. Ordered partial sums for coherent squeezed state with super-Poissonian variance $\Delta^2 n = 2\bar{n}$ (dashed) and coherent light $\Delta^2 n = \bar{n}$ (solid) as functions of N with $\bar{n} = 6$. Despite variance there is a clear effective sub-Poissonian behavior in the complete statistics for confidence intervals up to $\alpha \simeq 0.9$.

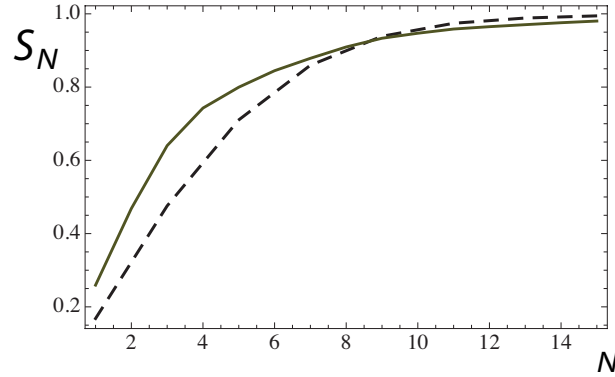


Figure 8. Ordered partial sums for the number-sum distribution p_+ (solid line) and the number difference distribution p_- (dashed line) for the coherent squeezed state with super-Poissonian variance $\Delta^2 n = 2\bar{n}$ and $\bar{n} = 6$. Despite variance there is a clear effective anti-bunching effect as reflected by the complete statistics for confidence intervals up to $\alpha \simeq 0.9$.

which has a mean number of photons of $\bar{n} = \xi + (1 - \xi)\bar{n}_t$. For example for $\bar{n} = 2$ and $\xi = 0.9$ the state ρ is clearly super-Poissonian according to variance $\Delta^2 n = 11\bar{n}$. However the whole statistics tell another history. This is because the number distribution is strongly concentrated around $n = 1$, with $p_1 = 0.91$, so for most practical purposes this works as a single-photon state, that is, sub-Poissonian and anti-bunched contradicting variance. This is clearly reflected in Fig. 9 when comparing the ordered partial sums with a coherent state of the same mean number. This shows lack of majorization, but when referring to confidence intervals enclosing up to 90 % of the statistics $\alpha \leq 0.9$ the state behaves effectively as sub-Poissonian in spite of $\Delta^2 n = 11\bar{n}$. This is again the effect on variance of large photon numbers with negligible probabilities.

Regarding anti-bunching, the ordered partial sums of the distributions p_{\pm} represented in Fig. 10 show lack of majorization. But again, for confidence intervals

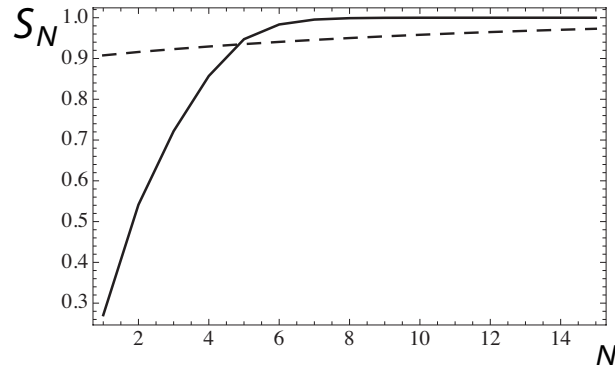


Figure 9. Ordered partial sums for the photon times thermal state (20) with $\bar{n} = 2$ and $\xi = 0.9$ in dashed line and a coherent state of the same mean number in solid line.

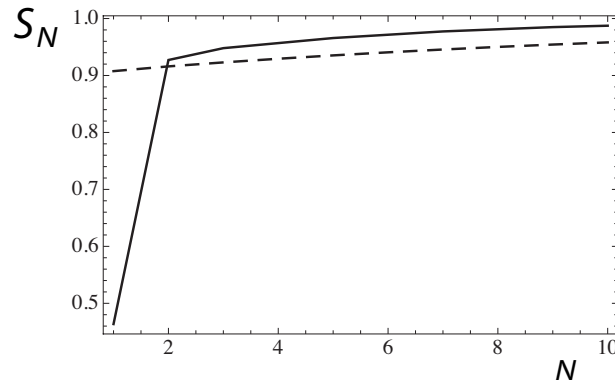


Figure 10. Ordered partial sums for the number-sum distribution p_+ (solid line) and the number difference distribution p_- for the photon times thermal state (20) with $\bar{n} = 2$ and $\xi = 0.9$.

with $\alpha \leq 0.9$ the state behaves as anti-bunched, contradicting variance. In particular the probability that only one detector registers light, this is the probability of $n_1 n_2 = 0$, is above 92%.

5. Conclusions

We have compared photon statistics of most relevant classical and nonclassical states from the perspective of majorization and confidence intervals. We have focus on the ideas of sub- and super-Poissonian statistics as well as bunching and anti-bunching effects. We have found several interesting examples of lack of comparison and clear cases of contradiction with variance.

Majorization allows the introduction of suitable statistical criteria for bunching and anti-bunching phenomena as well as for super- and sub-Poissonian behavior. These generalized statistical criteria are more powerful than the criteria based on variance, as demonstrated by the examples examined.

Acknowledgments

A. L. acknowledges support from Project No. FIS2012-35583 of the Spanish Ministerio de Economía y Competitividad.

References

- [1] Hilgevoord J 2002 *Am. J. Phys.* **70** 983–983
Lawrence G N 1994 *Laser Focus World* **30** 109–114
- [2] Marshall A W and Olkin I 1980 *Inequalities: Theory of Majorization and Its Applications* (New York: Academic Press)
Aczel J and Daroczy Z 1975 *On Measures of Information and Their Characterization* (New York: Academic Press)
- [3] Rényi A *On the measures of entropy and information, Proc. 4th Berkeley Symp. on Mathematics and Statistical Probability, University of California Press* 1961 Berkeley pp. 547–561
- [4] Tsallis C 1988 *J. Stat. Phys.* **52** 479–487
- [5] Beck Ch 2009 *Contemporary Physics* **50** 495–510
- [6] Uffink J B M and Hilgevoord J 1984 *Phys. Lett. A* **105** 176–178
Uffink J B M and Hilgevoord J 1985 *Found. Phys.* **15** 925–944
Lévy-Leblond J M 1985 *Phys. Lett. A* **111** 353–355
Hall M J W 1993 *J. Mod. Opt.* **40** 809–824
- [7] Luis A 2011 *Phys. Rev. A* **84** 034101
Matía-Hernando P and Luis A 2012 *Phys. Rev. A* **86** 052106
- [8] Luis A, Bosyk G M and Portesi M 2015 arXiv:1501.06667 [quant-ph]
- [9] Ruch E, Schraner R and Seligman Th H 1978 *J. Chem. Phys.* **69** 386–392
Herbut F and Ivanović I D 1982 *J. Phys. A* **15** 1775–1783
- [10] Scully M O and Zubairy M S 1997 *Quantum Optics* (Cambridge: Cambridge University Press)
- [11] Luis A 2002 *Phys. Rev. Lett.* **88** 230401
- [12] Luis A and Sánchez-Soto L L 1998 *Phys. Rev. Lett.* **81** 4031–4035
- [13] Zozor S, Portesi M and Vignat C 2008 *Physica A* **387** 4800–4808.
- [14] Partovi H 2011 *Phys. Rev. A* **84** 052117
Puchała Z, Rudnicki Ł and Życzkowski K 2013 *J. Phys. A* **46** 272002
Friedland S, Gheorghiu V and Gour G *Phys. Rev. Lett.* **111** 230401
- [15] Luis A and Rodil A *Phys. Rev. A* **87** 034101
- [16] Canosa N, Rossignoli R and Portesi M 2006 *Physica A* **368** 435–441
Canosa N, Rossignoli R and Portesi M *Physica A* **371** 126–129
- [17] Hall M J W 1994 *Phys. Rev. A* **50** 3295–3303
- [18] Mandel L and Wolf E 1995 *Optical Coherence and Quantum Optics* (Cambridge: Cambridge University Press)