

Influence Maximization with Bandits

Sharan Vaswani
University of British Columbia
sharanv@cs.ubc.ca

Laks V.S. Lakshmanan
University of British Columbia
laks@cs.ubc.ca

ABSTRACT

Most work on influence maximization assumes network influence probabilities are given. The few papers that propose algorithms for learning these probabilities assume the availability of a batch of diffusion cascades and learn the probabilities offline. We tackle the real but difficult problems of (i) learning influence probabilities and (ii) maximizing influence spread, when no cascades are available as input, by adopting a combinatorial multi-armed bandit (CMAB) paradigm. We formulate the above problems respectively as network exploration, i.e., minimizing the error in learned influence probabilities, and minimization of loss in spread from choosing suboptimal seed sets over the rounds of a CMAB game. We propose algorithms for both problems and establish bounds on their performance. Finally, we demonstrate the effectiveness and usefulness of the proposed algorithms via a comprehensive set of experiments over three real datasets.

1. INTRODUCTION

Over the last decade, there has been tremendous interest in the study of influence and information propagation in networks, motivated by applications such as the study of spread of infections and innovations, viral marketing, and feed ranking to name a few (e.g., see [20, 11, 30]). Information propagation in these applications is modeled with the aid of a stochastic diffusion model, which given a directed network $G = (V, E, P)$, with nodes V , edges E , and edge weights $P : E \rightarrow [0, 1]$ denoting probabilities of influence between adjacent nodes, governs how information spreads from nodes to their neighbors. The idea behind viral propagation is that activating a certain number of nodes, often thought of as “initial adopters” or *seed* nodes, leads to the activation of a number of other nodes in the network. Since the diffusion model is stochastic, we measure the number of activated nodes in an expected sense, and call it the *expected spread* or just *spread*. A prototypical problem that has received much attention in the literature is *influence maximization* (IM): given a directed network and budget k , find k seeds, such that their activation leads to the maximum spread. For the viral marketing application, nodes may model users, acti-

vation may correspond to product adoption, and seed users are given free or price discounted samples of the product, with the aim of achieving the maximum expected number of product adoptions via viral propagation.

In their seminal paper, Kempe et al. [21] studied the IM problem under various diffusion models including the independent cascade (IC) model, linear threshold (LT) model, and their variants and generalizations. The problem is intractable to solve under these models. There have been numerous papers on efficient approximation or heuristic algorithms for IM. Details of this body of work are covered in Section 2. These works assume that both the network and the edge probabilities are available as input. However, in practice, influence probabilities are *not* available. To overcome this, the initial series of papers following [21] simply *assigned* influence probabilities: e.g., assign a fixed small probability such as 0.01 to all edges, assign values drawn at random from a fixed set such as $\{0.1, 0.01, 0.001\}$, or assign an equal probability of $\frac{1}{N^{in}(v)}$ to all incoming edges of a node v , where $N^{in}(v)$ is the set of in-neighbors of v .

However, there is no basis for such assignment. There is a growing body of work devoted to learning the true influence probabilities from available data. A useful kind of data that is sometimes available is the set of diffusions or cascades that actually happened in the past, specified in the form of a log of actions by network users. Saito et al. [28] develop a likelihood maximization approach for learning influence probabilities from available cascades under the IC model and propose an expectation maximization algorithm. Goyal et al. [17] develop a frequentist approach for learning influence probabilities under the generalized threshold model. Goyal et al. [18] showed empirically that learning the true influence probabilities from available data is critical for ensuring the quality of seeds chosen and the spread achieved. Netrapalli and Sanghavi [26] present a likelihood maximization formulation for learning both the graph structure and influence probabilities using the IC model. In continuous time diffusion models, in lieu of influence probabilities, one associates transfer rates of diffusion with network edges. Rodriguez et al. [15, 27, 10] develop algorithms to infer these rates from available cascades under continuous time diffusion models. Irrespective of the differences in the approaches proposed, diffusion models used, or parameters learned, a *common characteristic of all these works is that they all critically depend on actual diffusion cascades being available*. We notice that in several real datasets, only the social network data is available and no information about cascades is available. *This unfortunately renders the previ-*

ous approaches for learning influence probabilities inapplicable.

This raises the following questions. (1) When only a social network is available, how can we learn influence probabilities, and do so in an efficient manner? (2) More generally, how can we solve the IM problem when no cascade information or influence probabilities are available? A main contribution of this paper is to address both these questions, for the IC model. In a nutshell, we adopt a multi-armed bandits (MAB) paradigm for solving the problems of learning influence probabilities and influence maximization, when only the social network is available as input. Intuitively, we identify each edge with an arm. Choosing a node u as a seed amounts to “playing” or triggering the set of arms associated with the outgoing edges from node u . In each round, we choose a set of k seeds, where k is the seed budget of the IM problem thus “playing” the set of arms associated with each of the seed nodes. The reward associated with playing or triggering an arm (u, v) corresponds to an attempt to activate node v , given that u is active. We select seeds based on available knowledge about influence probabilities, which is nothing, to start with. As we do more rounds of seed selections, based on observations of rewards from previous rounds, our knowledge improves. We can either leverage this knowledge to choose better seeds in future rounds or choose seeds that would further our knowledge, leading to the classic explore/exploit tradeoff, further detailed in Sections 2 and 3. In effect, by selecting seeds across rounds, we generate cascades on the fly.

Notice that in addition to neighbors of seeds, neighbors of activated nodes may get (probabilistically) activated. Adoption of a bandit paradigm in turn raises the following additional questions. (3) How should we update our estimates of the influence probabilities based on observations made from previous seed selections? (4) How many rounds of seed selections (or triggering of superarms) are needed before influence probabilities can be learned in an accurate enough manner? Compared to the bandit setting, previous approaches to learning influence probabilities [28, 17, 26] adopt a batch setting and assume that a sufficient number of cascades is available. A natural question then is: (5) How does the learning “rate” of the bandit based algorithms compare with that of the batch algorithms? (6) While seed selection does improve our knowledge of influence probabilities, we are paying a price for selecting seeds under imperfect knowledge, in the form of reduced spread compared with the spread we *could* have achieved if we had perfect knowledge of the true influence probabilities. How can we quantify and how can we minimize this loss in spread or *regret*? This question is particularly important to a viral marketer.

The inspiration for our work comes from recent work by Chen et al. [8, 9] on combinatorial MAB and includes influence maximization as an application. We point out two key differences here. Firstly, they assume that the status of activation attempts is observable at the edge level. In other words, following the selection of a seed u , they assume that it is possible to observe whether an edge (u, v) is “live” or “dead”(formal definitions in Section 2). Since they assume they can observe the status of individual edges in the network, we refer to this as *edge level feedback*. In general, in a network, the only information that is observable after a round of seed selection is which nodes activated at what timestamps. The source that caused (or failed to cause)

a node to become active is *not* observable. Thus the only observable feedback is at the *node level*. We refer to this feedback as *node level feedback*. Notice that any framework that tries to learn influence probabilities under node level feedback faces the challenge of assigning credit among the active in-neighbors of an active node v . This challenge is not present in the framework of [8, 9]. Secondly, there is no experimental evaluation of the techniques developed in [8, 9], whereas in this paper, we conduct comprehensive experiments on three real datasets. In this paper, we address all these questions and challenges, focusing on the discrete time IC diffusion model, and make the following contributions.

- As in [9], we formulate IM with unknown influence probabilities as a (combinatorial) MAB problem and propose an alternative realistic feedback mechanism – node level feedback, and bound the credit assignment error (Section 3).
- We motivate two problems – regret minimization, which aims to minimize the loss in spread across rounds and network exploration, which aims to efficiently learn the network influence probabilities (Section 3).
- We describe random and strategic exploration methods for exploring the network (Section 4).
- We prove bounds on the number of exploration rounds needed to learn the influence probabilities to within an error of ϵ , with high probability. We adapt the maximum likelihood approach of learning probabilities from diffusion cascades [26] to the online setting and bound the gap between likelihood values learned using the offline and online methods (Section 4).
- We present various regret minimization algorithms (Section 5).
- We conduct extensive experiments on three real datasets to evaluate the effectiveness of the proposed algorithms for solving the problem they are intended to solve (Section 6).

Related work is discussed in Section 2. We summarize the paper and present directions for future work in Section 7.

2. BACKGROUND AND RELATED WORK

Influence Maximization: Given a graph $G = (V, E, P)$, a seed budget k , and an underlying diffusion model, the task of IM is to find a set of seed nodes $S \subset V$ of size k , which maximizes the expected spread $\sigma(S)$ in the network. The definition of spread $\sigma(S)$ depends on the diffusion model. Popular discrete-time diffusion models include the independent cascade (IC) and linear threshold (LT) models and their variants and generalizations. In the IC model, time proceeds in discrete steps. At time $t = 0$, the seed nodes are active. Each active node u gets one chance to influence/activate its inactive neighbor v in the next time step. This activation attempt succeeds with influence probability $p_{u,v} := P(u, v)$. An edge along which an activation attempt succeeded is said to be *live*, and other edges are said to be *dead*. We refer to the in-neighbors of a node as its parents. At given time t , an inactive node v may have multiple parents which activated at time $t - 1$. This set of parents are capable of activating v at time t and we refer to them as the active parents of v at time t . For the IC model, $\sigma(S)$ is defined as the expected number of nodes reachable from the seeds S across the possible worlds of G , whose distribution is defined by the influence probabilities P .

Kempe et al. [21] showed that under both the IC and LT

models, IM is NP-hard but the spread function satisfies the nice properties of monotonicity and submodularity. Monotonicity means adding more seeds cannot lead to a lower spread whereas submodularity intuitively corresponds to the property of diminishing returns: for any sets $S \subset T \subset V$, the marginal gain in spread of a seed w.r.t. T is no more than its marginal gain w.r.t. S . By exploiting these properties and early results by Nemhauser et al. [25], they showed that a simple greedy algorithm, which repeatedly adds the seed with the largest marginal gain, i.e., increase in spread, until the budget k is reached, achieves a $(1 - 1/e)$ -approximation to the optimum. Computing the spread w.r.t. a given seed set is #P-hard [7] so it is often estimated using Monte Carlo (MC) simulations. [21]. There has been an explosion of research activity around this problem, including development of scalable heuristics, alternative diffusion models, and scalable approximation algorithms (e.g., see [7] [32] [23] [19] [18] [31]). For space limitations, we refer the reader to [6] for a more detailed survey.

Multi-armed Bandit: The stochastic multi-armed bandit (MAB) paradigm was first proposed in [22]. In the traditional framework, there are m arms each of which has an unknown reward distribution. The bandit game proceeds in rounds and in every round s , an arm is played and a corresponding reward is generated by sampling the reward distribution for that arm. This game continues for a fixed number of rounds T . Some of the arms result in higher rewards than others. There are two natural alternative goals for a bandit game. One goal is to minimize the regret resulting from playing suboptimal arms across rounds (*regret minimization*). This results in a tradeoff between *exploration* (try arms we don't know much about, in the hope of finding better arms) and *exploitation* (pull the arm which we have learned gives high rewards, in expectation). Auer et al. [3] proposed algorithms which can achieve the optimal regret of $\mathcal{O}(\log(T))$ over T rounds. An alternative goal of the game is to learn the properties (such as mean) of the underlying reward distributions (*pure exploration*). For previous work on pure exploration for MAB, see [4, 12, 24].

Combinatorial Multiarmed Bandit paradigm is an extension to the MAB paradigm in which we can pull a set of arms (superarm) together [14, 8, 13, 1]. Triggering a superarm triggers all the arms it contains and the resulting reward is a linear [14] or non-linear [8] combination of the individual rewards. Gai et al. [14] and Chen et al. [8] consider a CMAB framework with access to an approximation oracle to find the best (super)arm to be played in each round. Chen et al. [8] propose a Upper Confidence Bound (UCB) based algorithm called Combinatorial UCB (CUCB) for minimizing regret in the CMAB paradigm and obtained an optimal regret of $\mathcal{O}(\log(T))$. Gopalan et al. [16] propose a Thompson Sampling based algorithm for regret minimization. Pure exploration in the CMAB framework has been addressed in [5]. Chen et al. [9] introduce the notion of arms which can be probabilistically triggered when a superarm is triggered. They target both ad placement on web pages and viral marketing applications under semi-bandit feedback [2]. That is, they assume we can observe the rewards of arms which were triggered when the superarm was pulled.

3. COMBINATORIAL MULTIARMED BANDIT FRAMEWORK FOR IM

We briefly review the combinatorial multi-armed bandit (CMAB) framework proposed in [8, 9] and adapt it to the problem of IM.

3.1 Review of CMAB

A CMAB consists of m base arms. Each arm i is associated with a random variable $X_{i,s}$ which denotes the outcome or reward of triggering the i^{th} arm on the s^{th} trial. The reward $X_{i,s}$ is bounded on the support $[0, 1]$ and is independently and identically distributed according to some unknown distribution with mean μ_i . The CMAB game is played in T rounds, for some fixed $T \geq 1$. In each round s , a superarm A (a set of base arms) is played, which triggers all arms in A . In addition, other arms may get probabilistically triggered. Let p_A^i denote the triggering probability of arm i if the superarm A is played. Clearly, $\forall i \in A, p_A^i = 1$. The reward obtained in each round s can be a (possibly non-linear) function of the rewards $X_{i,s}$ for each arm i that gets triggered in that round. Let $T_{i,s}$ denote the number of times a base arm i has been triggered *until* round s . For the special case $s = T$, we define $T_i := T_{i,T}$, as the number of times arm i is triggered in the game. Each time an arm i is triggered, we update its mean estimate $\hat{\mu}_i$ based on the observed reward. Using the current reward distributions, the best superarm (which is expected to lead to the highest reward) to be played in each round is selected by an oracle O , which takes as input the vector of current mean estimates $\vec{\mu} = (\hat{\mu}_1, \dots, \hat{\mu}_m)$ and outputs an appropriate superarm A . In order to accommodate intractable problems, the framework of [8, 9] assumes that the oracle provides an (α, β) -approximation to the optimal solution, i.e., the oracle outputs with probability β a superarm A such that it attains a reward within a factor α of the optimal solution, based on the current mean estimate $\vec{\mu}$.

3.2 Adaptation to IM

We can map the IM problem with unknown influence probabilities to the CMAB framework as follows: the edges E in the network G map to arms. Each arm is characterized by a Bernoulli distribution, i.e., the edge is either live or dead in the “true” possible world. Thus, the rewards $X_{i,s}$ are binary. The mean of this distribution for an arm i is precisely the influence probability for the corresponding edge. A set of seed nodes S corresponds to a superarm defined by the set of all edges E_S that are outgoing from the nodes in S . Specifically, given a seed budget k , in each round, k seeds are selected and the corresponding superarm is played. Once the superarm is played, information diffuses in the network and a subset of network edges become live, and $X_{i,s}$ for these edges is 1. By definition, when an arm/edge (u, v) is made live, we say that the target node v is *active*. The total reward for each round is the spread $\sigma(S)$, i.e., the number of active nodes at the end of the diffusion process. Note that $\sigma(S)$ is a non-linear function of the rewards of the triggered arms. The input to the influence maximization oracle is the graph G along with the current estimates of the influence probabilities $\vec{\mu}$. It constitutes a $(1 - \frac{1}{e}, 1 - \frac{1}{|E|})$ -approximation oracle and outputs a seed set S under the cardinality constraint k . Notice that the well-known greedy algorithm with MC simulations used for influence estimation can serve as such an oracle. The mean estimate $\vec{\mu}$ vector is updated based on the observed rewards. In this context, the notion of *feedback mechanism* plays an

important role. It characterizes the information available after a superarm is played. This information is used to update the model of the world to improve the mean estimates of the underlying arm reward distributions. In the specific context of our application of bandits to IM, there are two basic types of feedback we can formulate.

3.2.1 Edge Level Feedback

In the feedback mechanism proposed in [8], which we call *edge level feedback*, one assumes we know the status (live or dead?) of each triggered edge in the “true” possible world generated by the diffusion in the network. The mean estimates of the arms distributions can then be updated using a simple frequentist formula, i.e., for the i^{th} arm, $\hat{\mu}_i = \frac{\sum_{s=1}^t X_{i,s}}{T_i}$. Assuming edge level feedback amounts to assuming that for each activated node in the network, we know exactly which of its active parents succeeded in activating the node. A key point is that success/failure of activation attempts in general is not observable and thus edge level feedback assumption is not realistic. This motivates us to propose node level feedback, made precise below.

3.2.2 Node Level Feedback

Unlike the status of edges, we can always observe the status of each node, i.e., whether a user bought/adopted the marketed product and when. We call this *node level feedback*. Clearly, compared to edge level feedback, node level feedback makes a weaker but more realistic assumption. The flip side is that update to the mean estimates is more challenging under node level feedback.

To see this, consider a given node v which becomes active at time t . Suppose v has more than one parent and the parents u_1, \dots, u_K became active at time $t-1$ (see Figure 1).

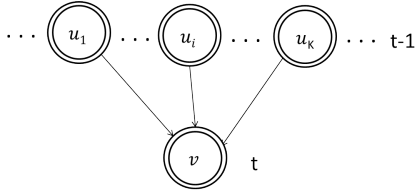


Figure 1: Node Level Feedback. Parents u_1, \dots, u_K are active at $t-1$ and v is active at t .

Under edge level feedback, we assume that we know the status of each edge (u_j, v) , $1 \leq j \leq K$ and use it to update mean estimates. Under node level feedback, any of the active parents may be responsible for activating a node v and we don't know which one is. We describe below how to overcome this problem.

3.2.2.1 Frequentist Approach.

This is an adaptation of the frequentist approach for edge level feedback. Specifically, we propose a scheme whereby we choose one of the active neighbors of v , say u_i , uniformly at random, and assign the credit of activating v to u_i (see Figure 1). The probability of assigning credit to any one of the K nodes is $\frac{1}{K}$. Here, edge (u_i, v) is given a reward of 1 whereas the edges (u_j, v) corresponding to all the other active parents $u_j, j \neq i$, are assigned a zero reward. We then follow the same frequentist update formula as described for

the edge level feedback model.

Owing to the inherent uncertainty in node level feedback, note that we may make mistakes in credit assignment: we may infer an edge to be live while it is dead in the true world or vice versa. We term the probability of such faulty inference, the *failure probability* under node level feedback. An important question is whether we can bound this probability. This is important since failure probability could ultimately affect the achievable regret and the error in the learned probabilities. The following result settles this question.

Theorem 1. Suppose a network node v became active at time t and u_1, \dots, u_K are the parents of v that became active at $t-1$. Let i denote the arm corresponding to edge (u_i, v) . Let p_{\min}^* and p_{\max}^* be the minimum and maximum true influence probabilities in the network. The failure probability ρ under node level feedback is then characterized by:

$$\rho \leq \frac{1}{K}(1-p_{\min}^*)(1 - \prod_{k=1, k \neq i}^K [1-p_{\max}^*]) + (1 - \frac{1}{K})p_{\max}^*. \quad (1)$$

Let $\hat{\mu}_{i,t}^E$ and $\hat{\mu}_{i,t}^N$ be the inferred influence probabilities for edge (u_i, v) resp. using edge level and node level feedback. Then the relative error in the learned influence probability is given by:

$$\frac{|\hat{\mu}_{i,t}^N - \hat{\mu}_{i,t}^E|}{\hat{\mu}_{i,t}^E} = \rho |(\frac{1}{\hat{\mu}_{i,t}^E} - 2)| \quad (2)$$

Proof. Consider the network in Figure 1. Consider updating the influence probability on the edge (u_i, v) that is being learned. For the situation in Figure 1, we may infer the edge (u_i, v) to be live or dead. Our credit assignment makes an error when the edge is live and inferred to be dead and vice versa. Recall that all probabilities are conditioned on the fact that the node v is active at time t and K of its parents $(u_1, \dots, u_i, \dots, u_K)$ are active at time $t-1$. Let \mathcal{E}_d (\mathcal{E}_l) be the event that the edge (u_i, v) is dead (resp., live) in the true world. Hence we can characterize the failure probability as follows:

$$\rho = \Pr[(u_i, v) \text{ is inferred to be live}] \times \Pr[\mathcal{E}_d | v \text{ is active at time } t] + \Pr[(u_i, v) \text{ is inferred to be dead}] \times \Pr[\mathcal{E}_l | v \text{ is active at time } t].$$

If (u_i, v) is live in the true world, then node v will be active at time t irrespective of the status of the edges $(u_j, v), j \in [K], j \neq i$. Hence, $\Pr[\mathcal{E}_l | v \text{ is active at time } t] = \Pr[\mathcal{E}_l]$.

By definition of independent cascade model, the statuses of edges are independent of each other. Hence

$$\Pr[\mathcal{E}_d | v \text{ is active at time } t] = \Pr[\mathcal{E}_d \wedge \text{at least one of the edges } (u_j, v), j \in [K], j \neq i, \text{ is live}].$$

$$\rho = \Pr[(u_i, v) \text{ is inferred to be live}] \times \Pr[\mathcal{E}_d \wedge \text{at least one of the edges } (u_j, v), j \in [K], j \neq i, \text{ is live}] + \Pr[(u_i, v) \text{ is inferred to be dead}] \times \Pr[\mathcal{E}_l].$$

Let $p_{u_j, v}^*$ be the true influence probability for the edge $(u_j, v), j \in [K]$. We have the following:

$$\begin{aligned} \Pr[\mathcal{E}_l] &= p_{u_i, v}^* \\ \Pr[\mathcal{E}_d \wedge \text{at least one of the edges } (u_j, v), j \in [K], j \neq i, \text{ is live}] &= (1 - \Pr[\mathcal{E}_l])[1 - \prod_{j=1, j \neq i}^K [1 - p_{u_j, v}^*]]. \end{aligned}$$

Since one of the active nodes is chosen at random and assigned credit,

$$\begin{aligned} \Pr[\text{choosing } u_i \text{ for credit}] &= \frac{1}{K}. \\ \Pr[(u_i, v) \text{ is inferred to be live}] &= \frac{1}{K}. \end{aligned}$$

We thus obtain:

$$\rho = \frac{1}{K}(1 - p_{u_i,v}^*)[1 - \prod_{k=1, k \neq i}^K [1 - p_{u_k,v}^*]] + (1 - \frac{1}{K})p_{u_i,v}^* \quad (3)$$

Let p_{min}^* (p_{max}^*) denote the minimum (resp. maximum) true influence probability of any edge in the network. Plugging these in Eq. (3) gives us the upper bound in Eq. (1), the first part of the theorem.

Let $\mu_{i,t}^N$ and $\mu_{i,t}^E$ denote the mean estimate using node level and edge level feedback respectively. That is, they are the influence probabilities of edge (u_i, v) learned under node and edge level feedback. We next quantify the error in $\mu_{i,t}^N$ relative to $\mu_{i,t}^E$. Let $X_{i,s}^N$ be the status of the edge corresponding to arm i inferred using our credit assignment scheme described above, at time s . Recall that under both edge level and node level feedback, the mean is estimated using the frequentist approach. That is, $\mu_i^N = \frac{\sum_{s=1}^T X_{i,s}^N}{T_i}$, where T is the number of rounds of the CMAB game. Recall that $X_{i,s}$ denotes the true reward whereas $X_{i,s}^N$ denotes the inferred reward under node level feedback, using the credit assignment scheme described earlier. Thus, for each successful $X_{i,s}$, we obtain $X_{i,s}^N = 1$ with probability $1 - \rho$ and for each unsuccessful $X_{i,s}$, we obtain $X_{i,s}^N = 1$ with probability ρ . Let S_i denote the number of rounds s in which the true reward $X_{i,s} = 1$ and recall that T_i denotes the number of times arm i has been played. Hence, we have:

$$\mu_i^E = \frac{S_i}{T_i}. \quad (4)$$

$$\mu_i^N = \frac{S_i(1 - \rho) + (T_i - S_i)\rho}{T_i} \quad (5)$$

The second part of the theorem, Eq. (2), follows from Eq. (4) and (5) using simple algebra. \square

In Section 6, we empirically find typical values of p_{min}^* , p_{max}^* , and K on real datasets and verify that the failure probability is indeed small. We also find that the proposed node level feedback achieves competitive performance compared to edge level feedback.

3.2.2.2 Maximum Likelihood Method.

As mentioned before, the papers [26, 28] describe an *offline* method for learning influence probabilities, where a *batch* of cascades is given as input. We adapt the approach of [26] into an *online* method, employing the CMAB paradigm.

In an online setting, cascades stream in and only one cascade is available at a time. Each cascade can be viewed as resulting from choosing a set of seeds in a round of a CMAB game. Before describing our extension, we briefly review the approach of Netrapalli and Sanghavi [26]. They take as input a batch of diffusion cascades and infer the influence probabilities and the neighborhood structure for each node in the graph. They formulate a function $L^c(\theta)$ which models the likelihood of observing a particular cascade c given the current estimated neighborhood and influence probabilities. They show that the likelihood function is concave and can be decoupled over the nodes, i.e., it can be maximized independently for each node. For our use case, we assume that the graph structure (the true neighborhood) is known for each node. We next describe the likelihood function used

in [26] and then propose a method for making the likelihood optimization online.

Offline MLE Learning: Let $\theta_{uv} = -\ln(1 - p_{u,v})$ where $p_{u,v}$ is the influence probability of the edge (u, v) . We can characterize the likelihood in terms of $\vec{\theta}$, the vector of “ θ values”. The overall likelihood function $L(\vec{\theta})$ is a sum of the likelihood functions for individual cascades i.e., $L(\vec{\theta}) = \sum_{c=1}^C L^c(\vec{\theta})$, C being the number of cascades. The likelihood function L decomposes over the network nodes, i.e., $L(\vec{\theta}) = \sum_{c=1}^C \sum_{v \in V} L_v^c(\vec{\theta})$ where $L_v^c(\theta)$ models the likelihood of observing the cascade c w.r.t. node v . Let t_u^c denote the timestep at which node u becomes active in cascade c . Then $L_v^c(\vec{\theta})$ can be written as follows:

$$L_v^c(\vec{\theta}) = - \sum_{u: t_u^c \leq t_v^c - 2} \theta_{uv} + \ln(1 - \exp(- \sum_{u: t_u^c = t_v^c - 1} \theta_{uv})) \quad (6)$$

The first term corresponds to unsuccessful attempts by u in activating node v , whereas the second term corresponds to the successful activation attempts. Notice that $p_{u,v}$ is 0 whenever u is not a parent of v . Since the likelihood function is concave, we can maximize it for each node v and each cascade c separately, using gradient descent, using

$$\vec{\theta}_{*v}^{q+1} = \vec{\theta}_{*v}^q - \eta_q \nabla(-L_v^c(\cdot)) \quad (7)$$

where $\nabla(-L_v^c(\cdot))$ is the gradient of $-L_v^c(\cdot)$ and $\vec{\theta}_{*v}$ is the vector containing the θ_{uv} from all parent nodes u of v . Here, q corresponds to the gradient descent iteration and η_q is the step size used in iteration q .

Online MLE Learning: We use a result from online optimization of convex functions, to maximize the likelihood function above in an online streaming setting. Zinkevich [33] develops a method for online optimization of convex functions over a convex set. In Zinkevich’s framework, there is a fixed convex set F of n -dimensional points, known in advance. A series of convex functions $c^s : F \rightarrow R$ stream in, with c^s being revealed at time s . This framework makes no assumption about the distribution of the c^s functions. At each timestep s , the online algorithm must choose a point $x^s \in F$ before seeing the convex function c^s . The objective is to minimize the total cost across T timesteps, i.e., $Cost_{on}(T) = \sum_{s \in [T]} c^s(x^s)$, for a given finite T . Consider an alternative offline setting where the cost functions c^s are revealed in advance $s \in [T]$, for T timesteps. The offline algorithm is required to choose a *single* point $x \in F$ such that $Cost_{off}(T) = \sum_{s \in [T]} c^s(x)$ is minimized. Zinkevich defines the *loss*¹ of the online algorithm compared to the offline algorithm as $Loss(T) = Cost_{on}(T) - Cost_{off}(T)$. Notice that the loss depends on the number of steps T and it can also be measured in an average sense, i.e., as $Loss(T)/T$. Zinkevich [33] proposes a greedy algorithm for updating the estimates x^s i.e., $x^{s+1} = x^s - \eta_s \nabla(c^s(x^s))$.

For our IM application, the cost functions c^s correspond to the *negative* likelihood function $-L_v^s(\cdot)$ for the cascade generated in round s of the CMAB game. Notice that these functions are *convex*. Thus, the online MLE method works as follows: at each round, we pick a seed set at random, observe the resulting cascade, and update the “ θ values” using Eq.(7), the exact same update equation used in the offline MLE algorithm. The only difference with the offline method

¹He used the term regret which we rename to loss, to avoid confusion with the regret studied in Section 5.

lies in not requiring all cascades up front and in using *only* the last cascade observed (resulting from the last seed set chosen) to perform the update.

Performance of Online MLE Learning: In our online algorithm, we seek to minimize the negative likelihood function across T rounds of the CMAB game and estimate the true influence probabilities. Let F be the convex set of θ vectors corresponding to possible values for network influence probabilities. Let $\text{dia}(F)$ be the maximum Euclidean distance d between any two points $x, y \in F$, i.e., $\text{dia}(F) := \max_{x, y \in F} d(x, y)$. The objective is to minimize the total “cost” incurred until round T . We evaluate the online method of learning influence probabilities by comparing it with the offline algorithm in [26]. Let $\bar{\theta}_{batch}$ denote the parameters learned by their offline algorithm. Let $\bar{\theta}^s$ denote the parameters learned by our online algorithm at the end of round s . (Recall that $\theta_{uv} := -\ln(1 - p_{u,v})$.) We can show:

Theorem 2. *Let $\bar{\theta}_{batch}$ be the set of parameters learned offline with the cascades available in batch, and $\bar{\theta}^s$ be the estimate for the parameters in round s of the CMAB framework. Let L_v^s be the likelihood function at round s for the node v under consideration, d_v be the in-degree of v , T be the total number of rounds and $G = \max_{s \in [T]} \|\nabla(-L^s(\bar{\theta}^s))\|$ be the maximum L2-norm of the gradient of the negative likelihood function over all rounds. Suppose we perform greedy updates to the estimates $\bar{\theta}^s$ using Eq.(7) with η_s decreasing as $\frac{1}{\sqrt{s}}$. Then we have the following:*

$$\sum_{s=1}^T (L_v^s(\bar{\theta}_{batch}) - L_v^s(\bar{\theta}^s)) \leq \frac{d_v \theta_{max}^2 \sqrt{T}}{2} + (\sqrt{T} - \frac{1}{2})G^2. \quad (8)$$

Proof. The proof is an adaptation of the loss result from [33], reproduced below:

$$\text{Loss}(T) \leq \frac{\text{dia}(F)^2 \sqrt{T}}{2} + (\sqrt{T} - \frac{1}{2}) \|\nabla(c_{max})\|^2 \quad (9)$$

where $\|\nabla c_{max}\|$ is the maximum gradient obtained across the T rounds in the framework of [33]. Let the true influence probabilities lie in the range $(0, p_{max}]$, for some p_{max} . Then the θ values for various edges lie in the range $(0, \theta_{max})$ where $\theta_{max} = -\ln(1 - p_{max})$. Our optimization variables are $\bar{\theta}$ and the cost function c^s in our setting is $-L_v^s$ where $1 \leq s \leq T$. Furthermore, in our case, $\text{dia}(F) = \sqrt{d_v} \theta_{max}$ since this is the maximum distance between any two “ θ -vectors” and $\text{Loss}(T) = \sum_{s=1}^T (L_v^s(\bar{\theta}_{batch}) - L_v^s(\bar{\theta}^s))$, where $\bar{\theta}_{batch}$ is the optimal value of $\bar{\theta}$, given all the cascades as a batch. Substituting these values in Eq. 9, we obtain Eq. 8, proving the theorem. \square

The significance of the theorem can be best understood by considering the average loss over T rounds. The average loss $\frac{\text{Loss}(T)}{T}$ can be seen to approach 0 as T increases. This shows that with sufficiently many rounds T , the parameters learned by the online MLE algorithm are nearly as likely as those learned by the offline algorithm of [26]. As the number of cascades (rounds) becomes sufficiently large, $\bar{\theta}_{batch}$ approaches the “true” parameters and hence by the above result, as T increases, the parameters $\bar{\theta}_s$ tend to the true ones, on an average. Hence, the online approach for maximizing the likelihood results in a consistent estimator of the influence probabilities. Before closing, we remark that

the framework of [33] on which this result is based, makes no distributional assumptions on the cascades being generated and hence the above result does not depend on the network exploration algorithm used. For instance, the result holds whether successive seed sets are chosen at random or using any criteria.

Overview of results to come: In the next two sections, we develop algorithms for network exploration and regret minimization, the two main problems studied in the paper. The key operations involved in solving these problems are *explore* and *exploit*. In each round, the seed selection may be done at random, in a manner geared to sample those edges that have not been sampled (often) [explore], or so as to maximize the spread based on known influence probabilities [exploit]. Network exploration algorithms explore either at random or use information from the previous rounds to explore strategically, while regret minimization algorithms appropriately trade between exploration and exploitation. Regardless of the manner in which seed sets are selected, after each round, probabilities need to be updated according to a feedback mechanism which can be either edge level [8, 9] or node level. For node level feedback, we adopt either a simple frequentist approach (Section 3.2.2.1) or a maximum likelihood approach (Section 3.2.2.2).

4. NETWORK EXPLORATION

The objective of network exploration is to obtain good estimates of the network’s influence probabilities, regardless of the loss in spread in each round and it thus requires pure exploration of the arms. Thus, we seek to minimize the error in the learned (i.e., estimated) influence probabilities $\vec{\mu}$ w.r.t. the true influence probabilities $\vec{\mu}$ i.e. minimize $\|\vec{\mu} - \bar{\mu}\|_2$. We study two exploration strategies – *random exploration*, which chooses a random superarm at each round and *strategic exploration*, which chooses the superarm which leads to the triggering of a maximum number of edges which haven’t been sampled sufficiently often.

4.1 Random Exploration

The idea of random exploration is simple: at each round of the CMAB game, pick a seed set of size k at random. This starts a diffusion and based on the observations, we can update the current influence probabilities according to the desired feedback model. The pseudocode is given in Algorithm 1.

Algorithm 1: RANDOM EXPLORATION(budget k , Feedback mechanism M)

```

1 for  $s = 1 \rightarrow t$  do
2    $E_S = \text{Explore}(G, k)$ ;
3   Play the superarm  $E_S$  and observe the diffusion cascade  $c$ ;
4    $\hat{\mu} = \text{UPDATE}(c, M)$ ;

```

Frequentist Feedback: We next consider random exploration with a frequentist feedback used for estimating the influence probabilities. We already discussed the frequentist update method in Section 3 (see Algorithm 4 and Sections 3.2.1 and 3.2.2.1). In this section, we mainly focus on its performance. Specifically, we address the important question, *how many CMAB rounds, equiv., number of cas-*

cases, are required in order to learn the influence probabilities accurately? We settle this question below for random exploration, assuming frequentist estimation of probabilities under edge level feedback.

There to, we resort to the *correlation decay* assumption commonly made for random processes over large graphs [26]. This assumption intuitively says that diffusion from each seed does not travel far. More formally, we assume that there is a number $\gamma \in (0, 1)$ which bounds the sum of incoming probabilities of edges to any node: precisely, $\forall v \in V : \sum_{(u,v) \in E} p_{u,v} \leq (1 - \gamma)$. From a straightforward application of Lemma 1 in [26], we can show that the probability that any node v in V gets active is bounded by $\frac{p_{init}}{\gamma}$, where p_{init} is the probability that node v is a seed node. When the seed budget is k and the seeds are chosen at random, we have $p_{init} = \frac{k}{|V|}$. We have the following result.

Theorem 3. *Consider an edge (u_i, v) in the network with true probability $p_i^* := p_{u_i, v}^*$. Suppose that random exploration with frequentist estimation under edge level feedback is used to learn the influence probabilities and that the number of available cascades C satisfies the inequality*

$$C \geq \frac{3\gamma|V|\ln(\frac{1}{\delta})}{\epsilon^2 p_i^* k} \quad (10)$$

where k is the seed budget, γ is the correlation decay bound, and $|V|$ is the number of nodes in the network. Then the influence probability of the edge (u_i, v) can be learned to within a relative error of ϵ with probability greater than $1 - \delta$.

Proof. Consider the edge (u_i, v) which corresponds to the arm i in the CMAB framework. Suppose the number of CMAB rounds that are played in all is C and of these, the number of rounds in which arm i (edge (u_i, v)) is played is C_i . By the semantics of the IC model, this is equivalent to the number of cascades in which node u_i gets activated. We establish a bound on the number of cascades C_i needed to learn the influence probability for edge (u_i, v) to within a relative error of ϵ and use it to bound the total number of cascades C needed. Arm i follows a Bernoulli distribution with mean as the true probability $p_i^* := p_{u_i, v}^*$. Let the random variable $X_{i,s}$ denote the outcome of whether the edge (u_i, v) became live in the s^{th} cascade, i.e., in the s^{th} round in the CMAB game. Define $X = \sum_{s=1}^{C_i} X_{i,s}$. Using Chernoff bounds, we get

$$\Pr[X \geq (1 + \epsilon)C_i p_i^*] \leq \exp\left(\frac{-\epsilon^2 C_i p_i^*}{3}\right) \quad (11)$$

Rewriting, we get

$$\Pr\left[\frac{\mu_i^E - p_i^*}{p_i^*} \geq \epsilon\right] \leq \exp\left(\frac{-\epsilon^2 C_i p_i^*}{3}\right) \quad (12)$$

Bounding by δ the probability that the relative error exceeds ϵ , we get

$$\exp\left(\frac{-\epsilon^2 C_i p_i^*}{3}\right) \leq \delta \quad (13)$$

$$C_i \geq \frac{3 \ln(1/\delta)}{p_i^* \epsilon^2} \quad (14)$$

This gives a bound on the number of times arm i needs to be sampled in order to learn the probabilities to within a relative error of ϵ . We have that $\Pr[\text{node } u_i \text{ becomes active}] \leq$

$\frac{p_{init}}{\gamma}$. If C is the total number of cascades, then we have

$$C_i \leq \frac{C p_{init}}{\gamma} \quad (15)$$

From Eq. (14) and (15),

$$C \geq \frac{3\gamma \ln(\frac{1}{\delta})}{p_{init} \epsilon^2 p_i^*} \quad (16)$$

If the seeds are chosen randomly and the seed budget is k , then $p_{init} = \frac{k}{|V|}$. Plugging this into Eq.(16), the theorem follows. \square

This result gives the minimum number of cascades required in order to learn the influence probabilities within a given relative error, with high probability. The is also the number of rounds of CMAB needed to learn those probabilities. Thus, this result applies for both offline and online learning. The result is couched in terms of edge level feedback. We can combine the result from Theorem 1 to bound the number of cascades needed in case of node level feedback. We leave this for future work.

4.2 Strategic Exploration

Random exploration doesn't use information from previous rounds to select seeds and explore the network. On the other hand, a pure exploitation strategy selects a seed set according to the estimated probabilities in every round. This leads to selection of a seed set which results in a high spread and consequently triggers a large set of edges. However, after some rounds, it stabilizes choosing the same/similar seed set in each round. Thus a large part of the network may remain unexplored. We combine ideas from these two extreme, and propose a strategic exploration algorithm: in each round s , select a seed set which will trigger the maximum number of edges that have not been explored sufficiently often until this round. We instantiate this intuition below.

Recall T_i is the number of times arm i (edge (u_i, v)) has been triggered, equivalently, number of times u_i was active in the T cascades. Writing this in explicit notation, let $T_{(u,v)}^s$ be the number of times the edge (u, v) has been triggered in the cascades $1 \dots s$, $s \in [T]$. Define $value(u) := \sum_{v \in N_{out}(u)} \frac{1}{T_{(u,v)} + 1}$. Higher the value of a node, the more unexplored (or less frequently explored) out-edges it has. Define *value-spread* of a set $S \subset V$ exactly as the expected spread $\sigma(S)$ but instead of counting activated nodes, we add up their values. Then, we can choose seeds with the maximum marginal value-spread gain w.r.t. previously chosen seeds. It is intuitively clear that this strategy will choose seeds which will result in a large number of unexplored (or less often explored) edges to be explored in the next round. We call this strategic exploration (SE). It should be noted that the value of each node is dynamically updated by SE across rounds so it effectively should result in maximizing the amount of exploration across the network.

5. REGRET MINIMIZATION

We first formally define the notion of regret, tailored to the IM problem. Intuitively, given a seed budget k , we select seed sets S_s of size k in each round s , each corresponding to a superarm E_{S_s} . By selecting seeds under imperfect knowledge, we achieve suboptimal spread. Let $\vec{\mu}$ denote the vector of true influence probabilities of the network edges.

Algorithm 2: EXPLORE(Graph $G = (V, E, \vec{\mu})$, budget k)

//Returns superarm for an exploration round ;
1 Select k nodes at random from V to form seed set S ;
Output E_S

Algorithm 3: EXPLOIT(Graph $G = (V, E, \vec{\mu})$, Oracle O , budget k)

//Returns superarm for an exploitation round ;
1 $S = O(G, k)$ //Oracle returns optimal seed set using current $\vec{\mu}$ estimates ;
Output E_S

Algorithm 4: UPDATE(Cascade c , Feedback mechanism M)

1 **if** $M == \text{'Edge Level'}$ **then**
2 | $\forall i$ update $\hat{\mu}_i$ according to scheme in section 3.2.1 ;
3 **else if** $M == \text{'Node Level Frequentist'}$ **then**
4 | $\forall i$ update $\hat{\mu}_i$ according to scheme in section 3.2.2.1 ;
5 **else**
6 | $\forall i$ update $\hat{\mu}_i$ according to scheme in section 3.2.2.2 ;
Output $\vec{\mu}$

Let $r_{\vec{\mu}}(E_S)$ denote the reward from playing the superarm E_S , under the true means $\vec{\mu}$. For IM, $r_{\vec{\mu}}(E_S) = \sigma(\bar{S})$, i.e., spread of S under the IC model, using the true influence probabilities. Let $opt_{\vec{\mu}} = \max_{S: |S|=k} \sigma(S)$, i.e., the optimal spread.

If the true influence probabilities are known, using the oracle, we can achieve a spread of $\alpha \cdot \beta \cdot opt_{\vec{\mu}}$. Let \mathcal{A} be any strategy used for choosing seeds in successive rounds. We let $S_s^{\mathcal{A}}$ be the seed set chosen by \mathcal{A} in round s . There is a clear tradeoff between exploring and exploiting: exploiting improves the quality of seeds selected, but only relative to the current knowledge of influence probabilities, which may be imperfect; exploring improves the knowledge of influence probabilities, but at the expense of choosing seeds of lower quality. The regret incurred by \mathcal{A} can be quantified as

$$Reg_{\mu, \alpha, \beta}^{\mathcal{A}} = T \cdot \alpha \cdot \beta \cdot opt_{\mu} - \mathbb{E}_S \left[\sum_{s=1}^T r_{\vec{\mu}}(S_s^{\mathcal{A}}) \right],$$

where the expectation is over the randomness in the seed sets output by the oracle. We now discuss several strategies for seed selection over the rounds. The strategies, given as Algorithms 5-7, invoke the subroutines in Algorithms 2-4. Given a network G and budget k , Algorithm 2 outputs a random subset of V of size k as the seed set. Algorithm 3, on the same input, consults an oracle and outputs the seed set of size k that maximizes the spread according to current mean estimates. Algorithm 4 examines the latest cascade c and updates the parameters using the desired feedback mechanism M .

Combinatorial Upper Confidence Bound: The Combinatorial Upper Confidence Bound (CUCB) algorithm was proposed in [8] and shown to achieve logarithmic regret in the number of rounds (T). It is a variant of the popular upper confidence bound algorithm. The algorithm assumes that each edge in the network has been triggered at least

Algorithm 5: CUCB(budget k , Feedback mechanism M)

Initialization
1 Initialize $\vec{\mu}$;
2 $\forall i$ initialize T_i ;
3 **for** $s = 1 \rightarrow T$ **do**
4 | $E_S = \text{Exploit}(G, O, k)$;
5 | Play the superarm E_S and observe the diffusion cascade c ;
6 | $\vec{\mu} = \text{Update}(c, M)$;
7 | \forall arm i that was triggered, increment values of $T_{i,s}$;
8 | $\forall i$ $\hat{\mu}_i = \hat{\mu}_i + \sqrt{\frac{3 \ln(s)}{2T_i}}$;

Algorithm 6: ϵ -GREEDY(budget k , Feedback mechanism M , parameter ω)

1 Initialize $\vec{\mu}$;
2 **for** $s = 1 \rightarrow T$ **do**
3 | $\epsilon_s = \frac{\omega}{s}$;
4 | With probability $1 - \epsilon_s$, $E_S = \text{Exploit}(G, O, k)$;
5 | Else $E_S = \text{Explore}(G, k)$;
6 | Play the superarm E_S and observe the diffusion cascade c ;
7 | $\vec{\mu} = \text{Update}(c, M)$;

once initially and maintains an overestimate $\bar{\mu}_i$ of the mean estimates $\hat{\mu}_i$. $\bar{\mu}_i = \hat{\mu}_i + \sqrt{\frac{3 \ln(s)}{2T_i}}$. Pure exploitation, i.e., finding the best seed set using the oracle O with the $\bar{\mu}_i$ values as input leads to implicit exploration and is able to achieve optimal regret [8]. The pseudocode appears in Algorithm 5.

ϵ -Greedy: Another strategy proposed for the CMAB problem in [8] is the ϵ -Greedy strategy. In each round s , this strategy involves exploration – select k seeds at random with probability ϵ_s and exploitation – with probability $1 - \epsilon_s$ use the influence maximization oracle with the mean estimates $\hat{\mu}_i$ as input to select the seed set. Chen et al. [8] show that that if ϵ_s is annealed as $1/s$, logarithmic regret can be achieved. The pseudocode appears in Algorithm 6.

As mentioned above, both the CUCB and ϵ -greedy approaches have been shown to achieve optimal regret under edge level feedback [8]. The regret proofs for both these algorithms rely on the mean estimates. To characterize the regret for node level feedback, we can use the mean estimates for node level feedback from Theorem 1 and essentially repeat the proofs to characterize the regret. For lack of space, we suppress these results and refer the reader to [8].

Initial Exploration: In this strategy, we explore for the first ζ fraction of rounds and then exploit. The pseudocode in Algorithm 7 is self-explanatory.

Pure Exploitation: This strategy exploits in every round. Even if we have no knowledge about the initial probabilities, it results in implicit exploration: the initially picked seed sets produce cascades which are used to learn the probabilities. This amounts to invoking Algorithm 3 for T rounds.

6. EXPERIMENTS

Goals: Our main goal is to test the various algorithms and evaluate the exploration algorithms on the error in learning the influence probabilities, and regret minimization algorithms on regret achieved. Our main goal is to benchmark

Algorithm 7: INITIAL EXPLORATION(budget k , Feedback mechanism M , parameter ζ)

```

1 Initialize  $\tilde{\mu}$  ;
2 for  $s = 1 \rightarrow T$  do
3   if  $s \leq \zeta T$  then
4      $E_S = \text{Explore}(G, k)$  ;
5   else
6      $E_S = \text{Exploit}(G, O, k)$ 
7   ;
8   Play the superarm  $E_S$  and observe the diffusion
   cascade  $c$  ;
9    $\tilde{\mu} = \text{Update}(c, M)$  ;

```

the proposed algorithms on the regret minimization and network exploration tasks.

Datasets: We use 3 real datasets – NetHept, Epinions and Flickr, whose characteristics are summarized in Table 6. The “true” probabilities for these datasets are not available, so we had to synthetically generate them: we set them according to the weighted cascade model [21]: for an edge (u, v) , the influence probability is set to $p_{u,v} = \frac{1}{|N^{in}(v)|}$. The probabilities to be learned are initialized to 0.

Dataset	V	E	Av.Degree	Max.Degree
NetHEPT	15K	31K	4.12	64
Epinions	76K	509K	13.4	3079
Flickr	105K	2.3M	43.742	5425

Table 1: Dataset characteristics

Experimental Setup: We simulate the diffusion in the network by sampling a deterministic world from the probabilistic graph G : for purposes of our experiments, we assume that the diffusion cascade in the real world happened according to this deterministic graph. For this, we sample each edge in the graph according to its “true” probability. We vary the size of the seed set or budget k from 10 to 100. For our influence maximization oracle, we use the TIM algorithm proposed by Tang et al. [31], which is based on the notion of reverse reachable (RR) sets. For lack of space, we refer the reader to [31] for details of the algorithm but note that (i) it obtains a $(1 - \frac{1}{e} - \epsilon)$ -approximation solution in near optimal time, (ii) it is much faster than using Greedy algorithm with MC simulations, and (iii) it readily serves as a $(1 - \frac{1}{e}, 1 - \frac{1}{|E|})$ -approximation oracle for IM. Owing to runtime constraints, we use a value of $\epsilon = 0.5$. We have verified that smaller, more accurate values of ϵ give us qualitatively similar results. We run the bandit algorithm for a total of 1000 rounds. For each round, we find the “actual” spread obtained using the diffusion according to the deterministic graph generated. We find this value with seed sets obtained using both the learned probabilities as well as the “true” probabilities. Thus, we are able to calculate the regret (difference in spread) in each round of the process. We also plot the relative $L2$ error between the true and the learned probabilities. In addition to this, we find the fraction of edges f within a relative error of $p = 10\%$ and plot f as p is varied. All our results are those obtained by averaging across 3 runs.

Algorithms Compared: (abbreviations used in plots are in brackets) Regret Minimization: CUCB, ϵ -greedy(EG), Initial Exploration(IE), Pure Exploitation(PE). Network Ex-

ploration: Random Exploration(R), Strategic Exploration(S). Feedback Mechanisms: Edge Level(EL), Node Level Frequentist (NLF), Node Level Maximum Likelihood (NL-ML). Using algorithm A with feedback M is abbreviated as A-M.

In order to characterize the runtime for the various algorithms, we characterize the runtime for each of the basic components - EXPLORE, EXPLOIT and UPDATE (under all three feedback mechanisms) for all three datasets. 2.

Dataset	Exploit	Explore	Update		
			EL	NL-F	NL-ML
NetHEPT	2.682	0.0002	0.026	0.0275	1.148
Epinions	245.225	0.0014	0.214	0.224	15.156
Flickr	97.808	0.0019	1.452	2.479	690.103

Table 2: Subroutine runtimes (in sec/round) for different datasets.

Network Exploration: Figure 2(a) shows the $L2$ error obtained by using Random Exploration and Strategic Exploration strategies, coupled with Edge level feedback and both the frequentist and maximum likelihood based node level feedback mechanisms. First, we can see that strategic exploration is better than just choosing nodes at random because it incorporates feedback from the previous rounds and explicitly tries to avoid those edges which have been sampled (often). We observe that the decrease in error for frequentist approaches is much quicker as compared to the maximum likelihood approach. As expected, edge level feedback shows the fastest decrease in error. The frequentist node level feedback takes more aggressive steps as compared to the maximum likelihood approach which is more principled and moderate towards distributing credit. However, since the failure probability is low in typical networks, the aggressiveness of the frequentist approach pays off leading to a very quick decrease in error. In Figure 2(b), we plot the fraction of edges which are within a relative error of 10% of their true probabilities. Figure 2(c) depicts an ROC-type curve which shows how the fraction of edges whose probabilities are learned within a given precision. We observe that there is a quick decrease in $L2$ error and in just 1000 rounds, our network exploration algorithm is able to learn a large percentage of edges lie within 20% error. Since we have the flexibility to generate cascades to learn about the hitherto unexplored parts of the network, our network exploration algorithms can lead to a far lesser sample complexity as compared to algorithms which try to learn the probabilities from a given set of cascades.

Regret Minimization: For our regret minimization experiments, we compare CUCB, ϵ -Greedy, Initial Exploration, Pure Exploitation. We explored random seed selection as a baseline but the regret it achieved is much worse than that of all other algorithms and it barely decreases over rounds, so we omit it completely from the plots. Since the maximum likelihood approach is not able to learn the probabilities as effectively as the frequentist approach and also has a high update runtime 2, we use just the frequentist approaches in the regret minimization setting. For ϵ -Greedy, we set the parameter $\omega = 5$ and for initial exploration we set $\zeta = 0.2$. For CUCB, if the update results in any μ_i exceeding 1, we reset it back to 1, following [8]. All the probabilities are initialized to 0. We show the results for all 3 datasets for $k = 50$ for both the node level and edge level feedback. Results for

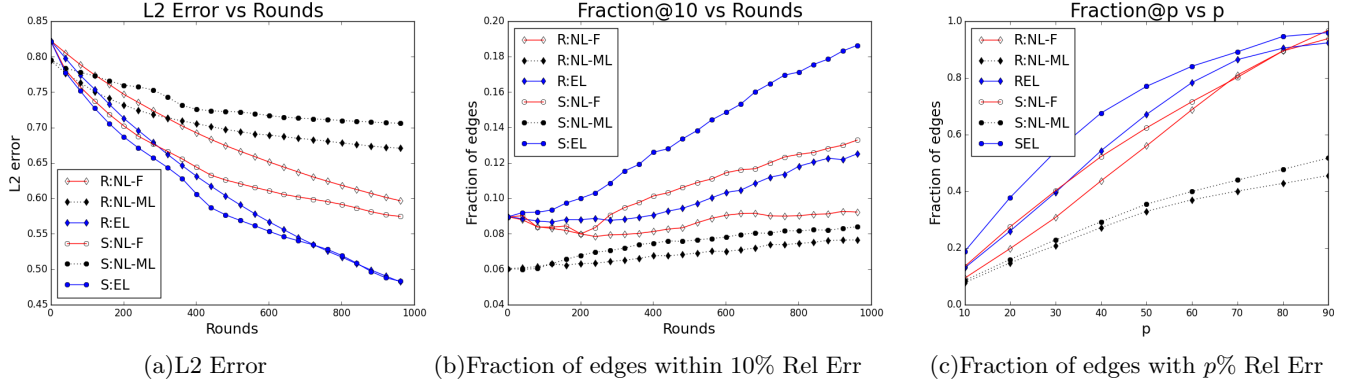


Figure 2: Network Exploration for NetHept, $k = 50$

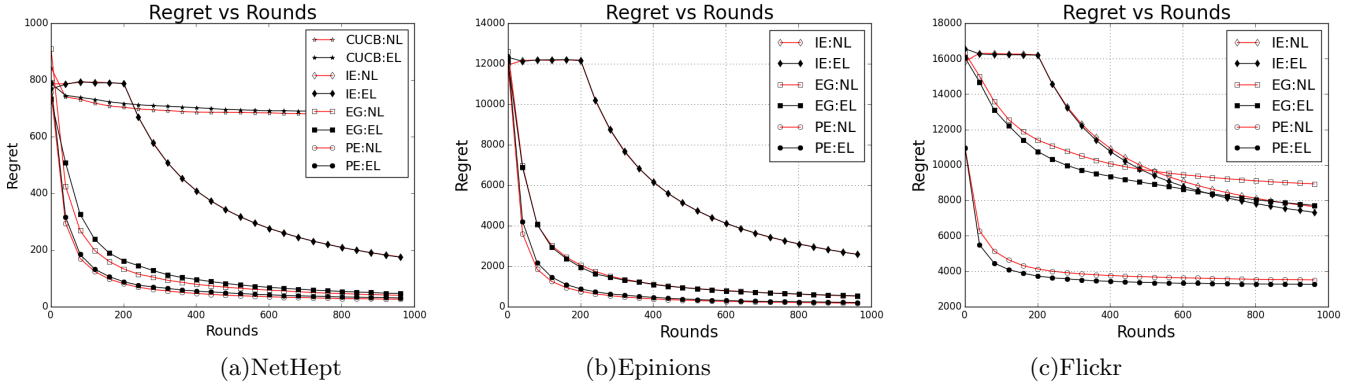


Figure 3: Regret vs Number of Rounds for different algorithms

other k are similar.

Figure 3(a) shows the decrease in average regret as the number of rounds increases. We see that convergence for the CUCB is slow. This is because a UCB-based algorithm is biased towards exploring edges which have not been triggered often (or even once). Since typical networks consist of a large number of edges, the rate of decrease in regret for CUCB is slow. This behaviour is observed for other datasets as well, so we omit CUCB from further plots. For algorithms such as ϵ -Greedy and Initial Exploration, we can control the amount of exploration using the parameters ω and ζ . For these algorithms, it can be seen from Figures 3(a)-(c), that the regret decreases at a much faster rate, becoming very low in 1000 rounds. This implies that at the end of 1000 rounds, the probabilities are estimated well enough to lead to a comparable spread as against the known probabilities. For Initial Exploration, the regret remains almost the same during the exploration phase in the first 200 rounds, after which its regret steeply decreases. Pure Exploitation achieves the best average regret at the end of 1000 rounds. This is not uncommon for cases where the rewards are noisy. Initially, with unknown probabilities, rewards are noisy in our case, so exploiting and greedily choosing the best superarm often leads to very good results. We also observe that the edge level and node level feedback achieve almost the same regret in several cases and this leads us to conjecture that the credit distribution in node level feedback does not lead to

much error and hence the failure probability ρ is indeed low for typical social networks. In fact, we can use Eq. (1) to find the failure probability. For the NetHept dataset, we find that the average number of active parents K for a node is 1.175. Hence credit distribution is not a big issue. Previous work has shown that the probabilities learned from diffusion cascades are generally small [29, 17, 26]. E.g., if $p_{min} = 0$ and p_{max} varies from 0.01 to 0.2, the failure probability ρ varies from 0.0115 to 0.2261. Hence the failure probability of the proposed node level feedback is small. We obtain similar results on the Epinions and Flickr datasets as well.

In order to better understand the behaviour of the algorithms, we also plot the L2 error on influence probabilities. We show the results for NetHept in Figure 4. As the rounds progress, the mean estimates improve and the relative L2 error goes down. This leads to better estimates of expected spread, the quality of the chosen seeds improves, the true spread increases and hence the average regret goes down (see Figure 3). We can see that although pure exploitation led to the best regret, it narrowed down on the seed set to be chosen quickly and did not learn about the other edges in the network. ϵ -Greedy and Initial Exploration however did a fair bit of exploration and hence have a lower L2 error. However, for the larger datasets, pure exploitation explores the network more before settling on a seed set. Hence, the L2 error is as small as the other algorithms. For brevity, we omit the plots. We also observe that the L2 error increases

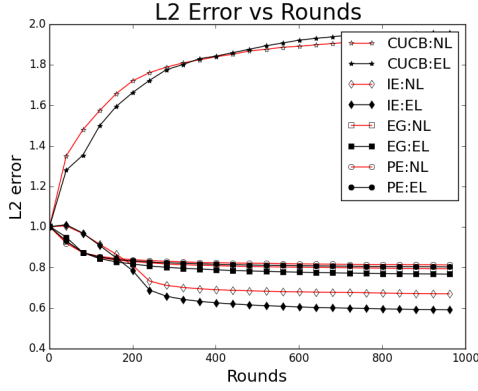


Figure 4: NetHept, $k = 50$: L2 error vs Number of Rounds for different algorithms

for the CUCB algorithm. This is because of the resetting of mean estimates above 1. Since the influence probabilities are small, resetting them to 1 leads to a large error.

k	EG-NL spread	EG-EL spread
10	6549.04	6599.06
20	8696.23	8616.90
50	11998.53	11986.96
100	14770.16	14730.80

Table 3: Spread vs k for epinions

We show the effect of changing k in Table 3. We calculate the average spread obtained using the learned probabilities across the rounds. We observe that the spread obtained using node level feedback is always close to that using edge level feedback and hence failure probability is small irrespective of the seed budget.

7. CONCLUSION

We studied the important, but under-researched problem of influence maximization *when no influence probabilities or diffusion cascades are available*. Adopting a combinatorial multi-armed bandit paradigm, we formulate two interesting technical problems: minimizing error in the learned influence probabilities and minimizing regret from reduced spread as a result of choosing suboptimal seed sets across rounds of a CMAB game. We proposed various algorithms from the bandits literature for these problems and proved bounds on their performance. We also evaluated their empirical performance comprehensively on three real datasets. It would be interesting to consider Thompson sampling based algorithms for these problems. It is important to extend the results and algorithms to continuous time diffusion models. How to learn on the fly, not just influence probabilities, but the graph structure as well, is another interesting question.

8. REFERENCES

- [1] V. Anantharam, P. Varaiya, and J. Walrand. Asymptotically efficient allocation rules for the multiarmed bandit problem with multiple plays-part i: Iid rewards. *Automatic Control, IEEE Transactions on*, 32(11):968–976, 1987.
- [2] J.-Y. Audibert, S. Bubeck, and G. Lugosi. Minimax policies for combinatorial prediction games. *arXiv preprint arXiv:1105.4871*, 2011.
- [3] P. Auer, N. Cesa-Bianchi, and P. Fischer. Finite-time analysis of the multiarmed bandit problem. *Machine learning*, 47(2-3):235–256, 2002.
- [4] S. Bubeck, R. Munos, and G. Stoltz. Pure exploration in finitely-armed and continuous-armed bandits. *Theoretical Computer Science*, 412(19):1832–1852, 2011.
- [5] S. Chen, T. Lin, I. King, M. R. Lyu, and W. Chen. Combinatorial pure exploration of multi-armed bandits. In *Advances in Neural Information Processing Systems*, pages 379–387, 2014.
- [6] W. Chen, L. V. Lakshmanan, and C. Castillo. Information and influence propagation in social networks. *Synthesis Lectures on Data Management*, 5(4):1–177, 2013.
- [7] W. Chen, Y. Wang, and S. Yang. Efficient influence maximization in social networks. In *Proceedings of the 15th ACM SIGKDD international conference on Knowledge discovery and data mining*, pages 199–208. ACM, 2009.
- [8] W. Chen, Y. Wang, and Y. Yuan. Combinatorial multi-armed bandit: General framework and applications. In *Proceedings of the 30th International Conference on Machine Learning*, pages 151–159, 2013.
- [9] W. Chen, Y. Wang, and Y. Yuan. Combinatorial multi-armed bandit and its extension to probabilistically triggered arms. *arXiv preprint arXiv:1407.8339*, 2014.
- [10] H. Daneshmand, M. Gomez-Rodriguez, L. Song, and B. Schoelkopf. Estimating diffusion network structures: Recovery conditions, sample complexity & soft-thresholding algorithm. *arXiv preprint arXiv:1405.2936*, 2014.
- [11] P. Domingos and M. Richardson. Mining the network value of customers. In *Proceedings of the seventh ACM SIGKDD international conference on Knowledge discovery and data mining*, pages 57–66. ACM, 2001.
- [12] V. Gabillon, M. Ghavamzadeh, and A. Lazaric. Best arm identification: A unified approach to fixed budget and fixed confidence. In *Advances in Neural Information Processing Systems*, pages 3212–3220, 2012.
- [13] Y. Gai, B. Krishnamachari, and R. Jain. Learning multiuser channel allocations in cognitive radio networks: A combinatorial multi-armed bandit formulation. In *New Frontiers in Dynamic Spectrum, 2010 IEEE Symposium on*, pages 1–9. IEEE, 2010.
- [14] Y. Gai, B. Krishnamachari, and R. Jain. Combinatorial network optimization with unknown variables: Multi-armed bandits with linear rewards and individual observations. *IEEE/ACM Transactions on Networking (TON)*, 20(5):1466–1478, 2012.
- [15] M. Gomez Rodriguez, J. Leskovec, and A. Krause. Inferring networks of diffusion and influence. In *Proceedings of the 16th ACM SIGKDD international conference on Knowledge discovery and data mining*, pages 1019–1028. ACM, 2010.
- [16] A. Gopalan, S. Mannor, and Y. Mansour. Thompson sampling for complex online problems. In *Proceedings of The 31st International Conference on Machine Learning*, pages 100–108, 2014.
- [17] A. Goyal, F. Bonchi, and L. V. Lakshmanan. Learning influence probabilities in social networks. In *Proceedings of the third ACM international conference on Web search and data mining*, pages 241–250. ACM, 2010.
- [18] A. Goyal, F. Bonchi, and L. V. Lakshmanan. A data-based approach to social influence maximization. *Proceedings of the VLDB Endowment*, 5(1):73–84, 2011.
- [19] A. Goyal, W. Lu, and L. V. Lakshmanan. Simpath: An efficient algorithm for influence maximization under the linear threshold model. In *Data Mining (ICDM), 2011 IEEE 11th International Conference on*, pages 211–220. IEEE, 2011.
- [20] H. W. Hethcote. The mathematics of infectious diseases. *SIAM review*, 42(4):599–653, 2000.
- [21] D. Kempe, J. Kleinberg, and É. Tardos. Maximizing the spread of influence through a social network. In *Proceedings*

- of the ninth ACM SIGKDD international conference on Knowledge discovery and data mining, pages 137–146. ACM, 2003.
- [22] T. L. Lai and H. Robbins. Asymptotically efficient adaptive allocation rules. *Advances in applied mathematics*, 6(1):4–22, 1985.
 - [23] J. Leskovec, A. Krause, C. Guestrin, C. Faloutsos, J. VanBriesen, and N. Glance. Cost-effective outbreak detection in networks. In *Proceedings of the 13th ACM SIGKDD international conference on Knowledge discovery and data mining*, pages 420–429. ACM, 2007.
 - [24] S. Mannor and J. N. Tsitsiklis. The sample complexity of exploration in the multi-armed bandit problem. *The Journal of Machine Learning Research*, 5:623–648, 2004.
 - [25] G. L. Nemhauser, L. A. Wolsey, and M. L. Fisher. An analysis of approximations for maximizing submodular set functions. *Mathematical Programming*, 14(1):265–294, 1978.
 - [26] P. Netrapalli and S. Sanghavi. Learning the graph of epidemic cascades. In *ACM SIGMETRICS Performance Evaluation Review*, volume 40, pages 211–222. ACM, 2012.
 - [27] M. G. Rodriguez, D. Balduzzi, and B. Schölkopf. Uncovering the temporal dynamics of diffusion networks. *arXiv preprint arXiv:1105.0697*, 2011.
 - [28] K. Saito, R. Nakano, and M. Kimura. Prediction of information diffusion probabilities for independent cascade model. In *Knowledge-Based Intelligent Information and Engineering Systems*, pages 67–75. Springer, 2008.
 - [29] K. Saito, K. Ohara, Y. Yamagishi, M. Kimura, and H. Motoda. Learning diffusion probability based on node attributes in social networks. In *Foundations of Intelligent Systems*, pages 153–162. Springer, 2011.
 - [30] X. Song, Y. Chi, K. Hino, and B. L. Tseng. Information flow modeling based on diffusion rate for prediction and ranking. In *Proceedings of the 16th international conference on World Wide Web*, pages 191–200. ACM, 2007.
 - [31] Y. Tang, X. Xiao, and S. Yanchen. Influence maximization: Near-optimal time complexity meets practical efficiency. 2014.
 - [32] C. Wang, W. Chen, and Y. Wang. Scalable influence maximization for independent cascade model in large-scale social networks. *Data Mining and Knowledge Discovery*, 25(3):545–576, 2012.
 - [33] M. Zinkevich. Online convex programming and generalized infinitesimal gradient ascent. In *Machine Learning, Proceedings of the Twentieth International Conference (ICML 2003), August 21-24, 2003, Washington, DC, USA*, pages 928–936, 2003.