

Dark Matter Search Results from the PICO-2L C₃F₈ Bubble Chamber

C. Amole,¹ M. Ardid,² D. M. Asner,³ D. Baxter,⁴ E. Behnke,⁵ P. Bhattacharjee,⁶ H. Borsodi,⁵ M. Bou-Cabo,² S. J. Brice,⁷ D. Broemmelsiek,⁷ K. Clark,⁸ J. I. Collar,⁹ P. S. Cooper,⁷ M. Crisler,⁷ C. E. Dahl,^{4,7} S. Daley,¹ M. Das,⁶ F. Debris,¹⁰ N. Dhungana,¹¹ J. Farine,¹¹ I. Felis,² R. Filgas,¹² M. Fines-Neuschild,¹⁰ F. Girard,¹⁰ G. Giroux,¹ M. Hai,⁹ J. Hall,³ O. Harris,⁵ C. M. Jackson,¹⁰ M. Jin,⁴ C. B. Krauss,¹³ M. Lafrenière,¹⁰ M. Laurin,¹⁰ I. Lawson,^{14,11} I. Levine,⁵ W. H. Lippincott,⁷ E. Mann,⁵ J. P. Martin,¹⁰ D. Maurya,¹⁵ P. Mitra,¹³ R. Neilson,^{9,16} A. J. Noble,¹ A. Plante,¹⁰ R. B. Podviianiuk,¹¹ S. Priya,¹⁵ A. E. Robinson,⁹ M. Ruschman,⁷ O. Scallon,^{11,10} S. Seth,⁶ A. Sonnenschein,⁷ N. Starinski,¹⁰ I. Štekl,¹² E. Vázquez-Jáuregui,^{17,14,11} J. Wells,⁵ U. Wichoski,¹¹ V. Zacek,¹⁰ and J. Zhang⁴

(PICO Collaboration)

¹*Department of Physics, Queen's University, Kingston, K7L 3N6, Canada*

²*Universitat Politècnica de València, IGIC, 46730 Gandia, Spain*

³*Pacific Northwest National Laboratory, Richland, Washington 99354, USA*

⁴*Department of Physics, Northwestern University, Evanston, Illinois 60208, USA*

⁵*Department of Physics and Astronomy, Indiana University South Bend, South Bend, Indiana 46634, USA*

⁶*Saha Institute of Nuclear Physics, Astroparticle Physics and Cosmology Division, Kolkata, 700064, India*

⁷*Fermi National Accelerator Laboratory, Batavia, Illinois 60510, USA*

⁸*Department of Physics, University of Toronto, Toronto, ON M5S 1A7, Canada*

⁹*Enrico Fermi Institute, KICP and Department of Physics, University of Chicago, Chicago, Illinois 60637, USA*

¹⁰*Département de Physique, Université de Montréal, Montréal, H3C 3J7, Canada*

¹¹*Department of Physics, Laurentian University, Sudbury, P3E 2C6, Canada*

¹²*Institute of Experimental and Applied Physics,*

Czech Technical University in Prague, Prague, 12800, Czech Republic

¹³*Department of Physics, University of Alberta, Edmonton, T6G 2G7, Canada*

¹⁴*SNOLAB, Lively, Ontario, P3Y 1N2, Canada*

¹⁵*Center for Intelligent Material Systems and Structures, Virginia Tech, Blacksburg, Virginia 24061, USA*

¹⁶*Department of Physics, Drexel University, Philadelphia, Pennsylvania 19104, USA*

¹⁷*Instituto de Física, Universidad Nacional Autónoma de México, México D. F. 01000, México*

(Dated: July 7, 2017)

New data are reported from the operation of a 2-liter C₃F₈ bubble chamber in the 2100 meter deep SNOLAB underground laboratory, with a total exposure of 211.5 kg-days at four different recoil energy thresholds ranging from 3.2 keV to 8.1 keV. These data show that C₃F₈ provides excellent electron recoil and alpha rejection capabilities at very low thresholds, including the first observation of a dependence of acoustic signal on alpha energy. Twelve single nuclear recoil event candidates were observed during the run. The candidate events exhibit timing characteristics that are not consistent with the hypothesis of a uniform time distribution, and no evidence for a dark matter signal is claimed. These data provide the most sensitive direct detection constraints on WIMP-proton spin-dependent scattering to date, with significant sensitivity at low WIMP masses for spin-independent WIMP-nucleon scattering.

PACS numbers: 29.40.-n, 95.35.+d, 95.30.Cq, FERMLAB-PUB-14-456-AE-E

Understanding the nature of dark matter is one of the most important goals in modern particle physics [1, 2]. A leading candidate to explain the dark matter is a relic density of cold, non-baryonic Weakly Interacting Massive Particles or WIMPs, and direct detection dark matter experiments hope to observe the nuclei recoiling from the rare collisions of WIMPs with ordinary matter [3–6]. Historically, the interaction of dark matter with normal matter has been divided into two categories, spin dependent (SD) and spin independent (SI).

The superheated detector technology has been at the forefront of SD searches [7–10], using refrigerant targets including CF₃I, C₄F₁₀ and C₂ClF₅, and two primary

types of detectors: bubble chambers and droplet detectors. The PICO Collaboration (formed from the merger of PICASSO and COUPP) has now operated a 2.90 kg C₃F₈ bubble chamber from October 2013 to May 2014 in the SNOLAB underground laboratory in Canada. Here we report results from that run.

The bubble chamber (called PICO-2L) deployed in this experiment was very similar to the 2 liter chambers described previously [7, 8], primarily consisting of a fused-silica jar sealed to a flexible, stainless steel bellows, all immersed in a pressure vessel filled with hydraulic fluid. The jar was filled with 2.90 ± 0.01 kg of C₃F₈ (density of 1.39 kg/L at 12°C and 30 psia) topped with a water

buffer layer to isolate the active fluid from contact with any stainless steel surfaces or seals.

Three lead zirconate (PZT) piezoelectric acoustic transducers epoxied to the exterior of the fused-silica jar recorded the acoustic emissions from bubble nucleations [11]. Previously, high levels of radioactivity in the transducers provided a measurable neutron rate [7]. For PICO-2L, we developed PZT sensors from source material with a factor 100 reduction in radioactivity. The acoustic signals were digitized with a sampling rate of 2.5 MHz. Two VGA resolution CCD cameras photographed the chamber with an air-side stereo angle of 18-degrees at a rate of 100 frames per second.

The PICO-2L event cycle was similar to that described previously [7]. The chamber was operated at four pressure and temperature combinations, listed in Table I. The pressure and temperature determine the conditions for radiation-induced bubble nucleation, approximated by Seitz’s “hot spike” model [15] in which the particle interaction must provide the energy necessary to produce a critically-sized bubble. We follow the method described in [12] to calculate the Seitz threshold for bubble nucleation (E_T) for each run condition of PICO-2L and for the remainder of the letter refer to each data set by the calculated threshold. We quote both experimental and theoretical uncertainties in E_T , the former from uncertainties in the pressure and temperature of the target fluid, and the latter from uncertainties in the surface tension for very small bubbles [12].

The chamber was exposed to an AmBe calibration source ten times during the run to monitor the detector response to nuclear recoils. All calibration data were hand-scanned to verify bubble identification with the results used in characterizing cut efficiencies.

The data analysis begins with an image reconstruction algorithm to identify bubbles and their locations in 3D space. An optical-based fiducial volume cut is derived from neutron calibration data such that 1% or fewer of wall or surface events are reconstructed into the bulk region. The efficiency of the optical fiducial cut is determined to be 0.82 ± 0.01 by volume.

In [7], the rate-of-pressure-rise during an event was used as a highly efficient fiducial volume cut, as bubble growth is affected by proximity to the jar or the liquid interface. A similar analysis was implemented in PICO-2L with an efficiency of 0.92 ± 0.02 , in agreement with [7]. The pressure-rise analysis could not be applied to all data as improvements to the PICO-2L data acquisition system and hydraulic cart reduced the time between trigger and compression, stopping bubble growth before the pressure could increase significantly. A trigger delay was imposed for most of the low threshold data to allow more time for the bubble to evolve, enabling use of the pressure rise cut. For the higher threshold data without the trigger delay, the optical fiducial cut is used.

The acoustic analysis follows the procedure described

in [7] to define AP , a measurement of the acoustic power released in an event. Fig. 1 shows the AP distributions for calibration and WIMP search data at a threshold of 4.4 keV. The AP distribution is normalized to have a value of unity at the nuclear recoil peak observed in the AmBe data, and an acoustic cut is applied to select these events. For the two low threshold data sets, we adopt the same acoustic cut as in [7, 8], such that $0.7 < AP < 1.3$. Due to decreased acoustic signal at higher operating pressure, the width of the calibration peak at 6.1 keV threshold is a factor of 1.5 larger than at low thresholds; the acceptance region for this data set is chosen such that the ratio of the cut value to the peak resolution is the same as for low thresholds ($0.55 < AP < 1.45$). At 8.1 keV threshold, some neutron-induced events are too quiet to be registered acoustically, so all events with $AP < 2$ are counted as nuclear recoil events. The acceptance of these cuts for neutron-induced single bubble events was statistically indistinguishable for all data sets with a value of 0.91 ± 0.01 .

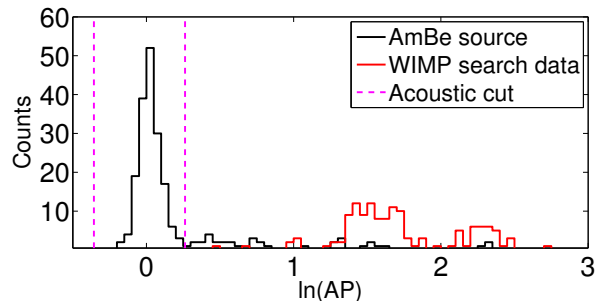


FIG. 1: (Color online) AP distributions for neutron calibration data (black) and WIMP search data (red) at 4.4 keV threshold. As discussed in the text, alphas from the ^{222}Rn decay chain can be identified by their time signature and populate the two peaks in the WIMP search data at high AP , with higher energy alphas from ^{214}Po producing larger acoustic signals.

A set of quality cuts is applied to all data to eliminate events with excessive acoustic noise, events where the cameras failed to capture the initiation of the bubble, and events in which the optical reconstruction algorithm failed to converge. The total efficiency of the data quality cuts is 0.961 ± 0.003 . The total acceptance for neutron-induced, single nuclear recoils including fiducial, acoustic and data quality cuts is 0.80 ± 0.02 for data with the trigger delay and the pressure-rise based fiducial cut, decreasing to 0.72 ± 0.02 for the optical fiducial cut.

One of the main strengths of the superheated fluid detectors is their insensitivity to electronic recoils. The PICO-2L chamber was exposed to a 1 mCi ^{133}Ba source to confirm this behavior in C_3F_8 . With no candidate events observed during the gamma exposure at 3.2 keV, the probability for a gamma interaction to nucleate a bubble was determined to be less than 3.5×10^{-10} at 90%

T (°C)	P (psia)	Seitz threshold, E_T (keV)	Livetime (d)	WIMP exposure (kg-d)	No. of candidate events
14.2	31.1	$3.2 \pm 0.2(\text{exp}) \pm 0.2(\text{th})$	32.2	74.8	9
12.2	31.1	$4.4 \pm 0.3(\text{exp}) \pm 0.3(\text{th})$	7.5	16.8	0
11.6	36.1	$6.1 \pm 0.3(\text{exp}) \pm 0.3(\text{th})$	39.7	82.2	3
11.6	41.1	$8.1 \pm 0.5(\text{exp}) \pm 0.4(\text{th})$	18.2	37.8	0

TABLE I: Table describing the four operating conditions and their associated exposures. The experimental uncertainty on the threshold comes from uncertainties on the temperature (0.3°C) and pressure (0.7 psi), while the theoretical uncertainty comes from the thermodynamic properties of C₃F₈ (primarily the surface tension).

C.L. Combining these results with a dedicated NaI measurement of the gamma flux at the location of the chamber [13], we expect electronic recoils to produce fewer than 0.05 events in the PICO-2L WIMP search data.

A second key method for background rejection in superheated detectors is the acoustic rejection of alpha decays [7, 8, 10, 14]. PICO-2L observed a rate of high- AP events at 4.4 keV threshold immediately after the initial fill that decayed with a half-life consistent with that of ²²²Rn to a steady state of about 4 events/day. None of the high acoustic power events leak into the nuclear recoil acceptance band in that data set, confirming that acoustic alpha rejection is present in the C₃F₈ target. The 4.4 keV data provide a statistics-limited, 90% lower limit on the alpha-rejection in PICO-2L of 98.2%.

In addition to the acoustic discrimination, PICO-2L data show a dependence of AP on alpha energy that was not previously observed in CF₃I. At low threshold, two distinct peaks appear at high AP (see Fig. 1). The time structure of the high- AP peaks is consistent with that of the fast radon chain (²²²Rn, ²¹⁸Po, and ²¹⁴Po decays having energies of 5.5 MeV, 6.0 MeV, and 7.7 MeV, respectively). The events in the louder peak come primarily from the third event in the chain, the high energy ²¹⁴Po. To our knowledge, this constitutes a first instance of particle energy spectroscopy using acoustic methods.

Background neutrons produced primarily by (α ,n) and spontaneous fission from nearby ²³⁸U and ²³²Th can produce both single and multiple bubble events. We perform a detailed Monte Carlo simulation of the detector to model the neutron backgrounds, predicting 0.9(1.6) single(multiple) bubble events in the entire data set, for an event rate of 0.004(0.006) cts/kg/day, with a total uncertainty of 50%. There were no multiple bubble events observed in the WIMP search data, providing a 90% C.L. upper limit of 0.008 cts/kg/day, consistent with the background model.

The sensitivity of the experiment to dark matter depends crucially on the efficiency with which nuclear recoils at a given energy produce bubbles. The classical Seitz model [15] indicates that nuclear recoils of energy greater than E_T will create bubbles with 100% efficiency, but past results show that the model does not accurately describe the efficiency for detecting low energy carbon and fluorine recoils in CF₃I [7, 16]. This breakdown is

attributed to the relatively large size of carbon and fluorine recoil tracks in CF₃I, as bubble nucleation only occurs if the energy deposition is contained within a critical bubble size. Iodine recoils in CF₃I have much shorter tracks and have been shown to more closely match the Seitz model predictions [12]. Simulations of nuclear recoil track geometries using the Stopping Range of Ions in Matter (SRIM) package [17] as well as measurements in C₄F₁₀ [18] indicate that fluorine recoils in C₃F₈ are also in the regime where the Seitz model is a close approximation for bubble nucleation.

To confirm this expectation, we performed neutron calibrations in-situ in the PICO-2L chamber with an AmBe neutron source. We also deployed a ~30-ml C₃F₈ bubble chamber at the Tandem Van de Graaff facility at the University of Montreal, using well-defined resonances in the ⁵¹V(p,n)⁵¹Cr reaction to produce mono-energetic 61- and 97-keV neutrons. Each of the three neutron calibration experiments is simulated in MCNP [19] using updated differential cross sections for elastic scattering on fluorine [20].

A single calibration point, i.e., a bubble rate measured at a given thermodynamic threshold and produced by a single spectrum of nuclear recoil energies, can in general be fit by a family of possible nucleation efficiency curves. In this analysis, the fluorine and carbon efficiency curves at each threshold are fit by monotonically increasing, piece-wise linear functions to allow for a variety of different efficiency shapes, with no reference to the Seitz theory except that bubble nucleation cannot occur for recoil energies below E_T (subject to the experimental uncertainties). In addition, the carbon efficiency is assumed to be less than or equal to the fluorine efficiency at a given recoil energy from track geometry considerations. Fig. 2 shows the observed rates of single and multiple bubbles for the AmBe and test beam sources compared to the best-fit efficiency model at a thermodynamic threshold of 3.2 keV. The best-fit efficiency curves for fluorine and carbon at 3.2 keV are shown by the solid lines in Fig. 3.

We take a conservative approach when determining the sensitivity of PICO-2L to dark matter. For each WIMP mass and coupling, we select the pair of fluorine and carbon efficiency curves giving the lowest sensitivity for that particular WIMP that is consistent with the calibrations

at 1σ . As an example, the dashed lines in Fig. 3 show the actual efficiency curves used to determine the sensitivity of the experiment for a 5 GeV SI WIMP for the $E_T = 3.2$ keV dataset, with reduced sensitivity relative to the best fit results; however, the difference between the solid and dashed lines is small, attesting to how well the calibration data constrain the C_3F_8 response.

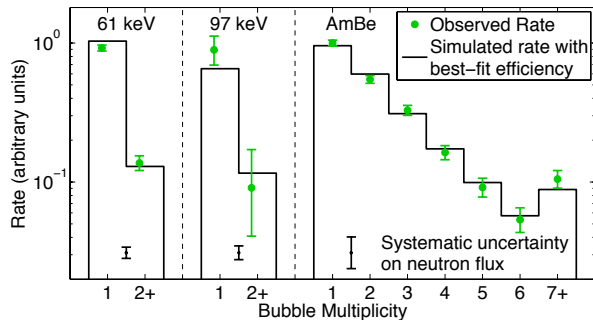


FIG. 2: (Color Online) The green points show the observed rates of single and multiple bubbles for the calibration sources at a thermodynamic threshold of 3.2 keV. Green error bars indicate statistical uncertainties, and the black error bars at the bottom show the systematic uncertainty on the neutron flux (common to all multiplicities in a given data set). The black histograms show the predicted rates from the MC given the best fit efficiency model derived from all calibration data.

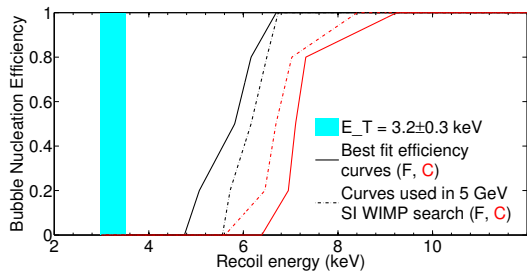


FIG. 3: (Color Online) The best fit fluorine (black) and carbon (red) efficiency curves for 3.2 keV data are shown by the solid lines. The dashed lines show the curves used to determine sensitivity for a 5 GeV SI WIMP. The light blue band shows the calculated Seitz threshold with the experimental and theoretical uncertainties from Table I added in quadrature.

As shown in Table I, WIMP search data were taken at four different thresholds, with most data coming at thresholds of 3.2 keV and 6.1 keV. There are 9 candidate events within the AP acceptance region at 3.2 keV and 3 candidate events at 6.1 keV, with no candidate events observed at 4.4 keV and 8.1 keV. All 12 candidate events were hand-scanned and found to be well-reconstructed, bulk events.

In [7], WIMP-candidate events were observed exhibiting correlations with events in previous expansions, and

the candidate events in PICO-2L exhibit similar correlations. To explore this anomaly further, simulated events with random timing are populated into the actual data to model the expected timing distribution of a potential WIMP signal. Fig. 4 shows the cumulative distribution function (CDF) of the time-to-previous-non-timeout (TPNT) for a randomly distributed sample, along with the TPNT for each candidate event at 3.2 keV. A Kolmogorov-Smirnov test comparing the two samples returns a p-value of 0.04 that they are drawn from the same distribution. Given these results, the candidate events are not treated as evidence for a dark matter signal but instead as an unknown background. Studies are now underway to test hypotheses for the source of these events.

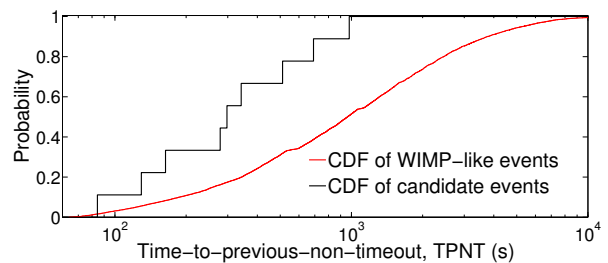


FIG. 4: (Color Online) The cumulative distribution function (CDF) of the time-to-previous-non-timeout (TPNT) for events with random timing (simulated WIMP-like events) and the 3.2 keV candidate events. The two distributions are not consistent with each other.

The correlation of the candidate events with previous bubbles can be used to set a stronger constraint on WIMP-nucleon scattering by applying a cut on TPNT. Since there is no valid basis for setting the cut value *a priori*, a method based closely on the optimum interval method [21] is used to provide a true upper limit with TPNT cuts for each WIMP mass optimized simultaneously over all four operating thresholds. The optimum cuts remove all 12 candidate events at each WIMP mass, while retaining 49–63% of the efficiency weighted exposure. If the optimum cuts had simply been set *a posteriori*, without applying the tuning penalty inherent in the optimization method, the cross section limits would be a factor of 1.2–2.4 lower than reported here, with the bigger factor applying to higher WIMP masses.

The limit calculations assume the standard halo parameterization [22], with $\rho_D = 0.3 \text{ GeV cm}^{-3}$, $v_{esc} = 544 \text{ km/s}$, $v_{Earth} = 232 \text{ km/s}$, $v_0 = 220 \text{ km/s}$, and the spin-dependent parameters from [23], and the resulting 90% C.L. limit plots for spin-independent WIMP-nucleon and spin-dependent WIMP-proton cross-sections are presented in Figs. 6 and 5. These limits represent the most stringent constraint on SD WIMP-proton scattering from a direct detection experiment and the first time

supersymmetric parameter space has been probed by direct detection in the SD-proton channel (e.g. the purple region, taken from [24]).

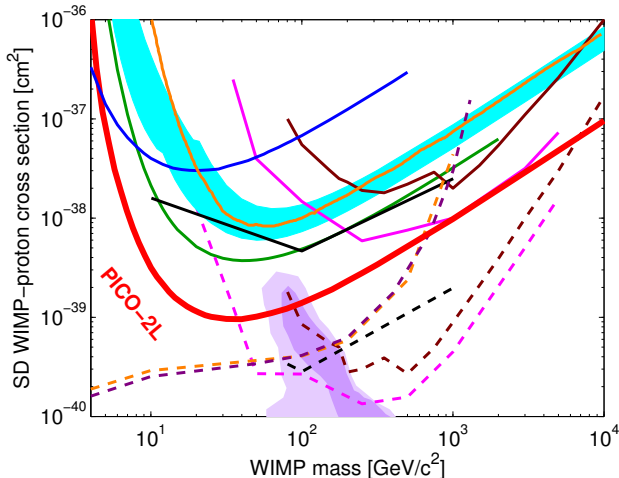


FIG. 5: (Color online) The 90% C.L. limit on the SD WIMP-proton cross section from PICO-2L is plotted in red, along with limits from COUPP (light blue region), PICASSO (dark blue), SIMPLE (green), XENON100 (orange), IceCube (dashed and solid pink), ANTARES (dashed and solid brown), SuperK (dashed and solid black), CMS (dashed orange), and ATLAS (dashed purple) [7, 9, 10, 25–30]. For the IceCube, ANTARES, and SuperK results, the dashed lines assume annihilation to W -pairs while the solid lines assume annihilation to b -quarks. The CMS and ATLAS limits assume an effective field theory, valid for a heavy mediator. The purple region represents parameter space of the CMSSM model of [24].

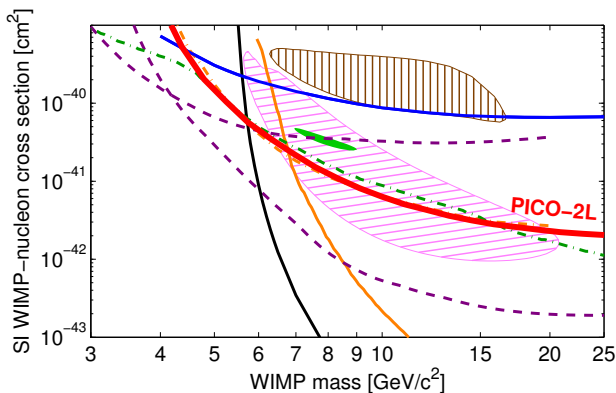


FIG. 6: (Color online) The 90% C.L. limit on the SI WIMP-nucleon cross section from PICO-2L is plotted in red, along with limits from PICASSO (blue), XENON10 (dot-dashed orange), XENON100 (solid orange), LUX (black), CRESST-II (dot-dashed green), CDMS-lite and SuperCDMS (dashed purple) [9, 31–36]. Allowed regions from DAMA (hashed brown), CoGeNT (solid green), and CDMS-Si (hashed pink) are also shown [37–39].

The PICO Collaboration would like to thank SNO-LAB and its staff for providing an exceptional underground laboratory space and invaluable technical support. This material is based upon work supported by the U.S. Department of Energy, Office of Science, Office of High Energy Physics under award DE-SC-0012161. Fermi National Accelerator Laboratory is operated by Fermi Research Alliance, LLC under Contract No. DE-AC02-07CH11359. Part of the research described in this paper was conducted under the Ultra Sensitive Nuclear Measurements Initiative at Pacific Northwest National Laboratory, a multiprogram national laboratory operated by Battelle for the U.S. Department of Energy.

We acknowledge the National Science Foundation for their support including grants PHY-1242637, PHY-0919526, and PHY-1205987. We acknowledge the support of the National Sciences and Engineering Research Council of Canada (NSERC) and the Canada Foundation for Innovation (CFI). We also acknowledge support from the Kavli Institute for Cosmological Physics at the University of Chicago. We acknowledge the financial support of the Spanish Ministerio de Economía y Competitividad, Consolider MultiDark CSD2009-00064 Grant. We acknowledge support from the Department of Atomic Energy (DAE), Govt. of India, under the project CAPP-II at SINP, Kolkata. We acknowledge the Czech Ministry of Education, Youth and Sports, Grant LM2011027. We acknowledge technical assistance from Fermilab’s Computing, Particle Physics, and Accelerator Divisions, and from A. Behnke at IUSB.

- [1] S. Ritz *et al.*, Particle Physics Projects Prioritization Panel Report, <http://www.usparticlephysics.org/p5/> (2014).
- [2] P. Cushman *et al.*, Snowmass CF1 Summary: WIMP Dark Matter Direct Detection, arXiv:1310.8327 (2013).
- [3] E. Komatsu *et al.*, *Astroph. J. Suppl.* **180**, 330 (2009) and refs. therein.
- [4] G. Jungman, M. Kamionkowski, and K. Griest, *Phys. Rep.* **267**, 195 (1996).
- [5] G. Bertone, D. Hooper, and J. Silk, *Phys. Rep.* **405**, 279, (2005); J.L. Feng, *Ann. Rev. Astr. Astroph.*, **48**, 496 (2010).
- [6] M.W. Goodman and E. Witten, *Phys. Rev.* **D31**, 3059 (1985).
- [7] E. Behnke *et al.*, *Phys. Rev.* **D86**, 052001 (2012).
- [8] E. Behnke *et al.*, *Phys. Rev. Lett.* **106**, 021303 (2011).
- [9] S. Archambault *et al.*, *Phys. Lett. B* **711**, 153 (2012).
- [10] M. Felizardo *et al.*, *Phys. Rev.* **D89**, 072013 (2014).
- [11] D.A. Glaser and D.C. Rahm, *Phys. Rev.* **97**, 474 (1955).
- [12] E. Behnke *et al.*, *Phys. Rev.* **D88**, 021101 (2013).
- [13] D. Fustin, Ph.D. thesis, University of Chicago, 2012; A. Robinson, COUPP Doc. 630: High Energy Gamma Flux and Photonuclear Rates in COUPP-4kg at SNO-LAB, 2012 (unpublished).
- [14] F. Aubin *et al.*, *New J. Phys.* **10**, 103017 (2008).

- [15] F. Seitz, *Phys. Fluids* **1**, 2 (1958).
- [16] A. Robinson, Identification of Dark Matter 2012, <https://kicp-workshops.uchicago.edu/IDM2012/depot/talk-robinson-alan.pdf>
- [17] J. F. Ziegler *et al.*, SRIM – The stopping and range of ions in solids. Pergamon Press (1985).
- [18] S. Archambault *et al.*, *New J. Phys.* **13**, 043006 (2011).
- [19] S.A. Pozzi, E. Padovani and M. Marseguerra, *Nucl. Instr. Meth. A* **513**, 550 (2003).
- [20] A. Robinson, *Phys. Rev.* **C89**, 032801 (2014).
- [21] S. Yellin, *Phys. Rev.* **D66** 032005 (2002).
- [22] J.D. Lewin and P.F. Smith, *Astrop. Phys.* **6**, 87 (1996).
- [23] D.R. Tovey *et al.*, *Phys. Lett B* **488**, 17 (2000).
- [24] L. Roszkowski, R. R. de Austri, and R. Trotta, *J. High Energy Phys.* **2007**, 075 (2007).
- [25] E. Aprile *et al.*, *Phys. Rev. Lett.* **111**, 021301 (2013).
- [26] M. G. Aartsen *et al.*, *Phys. Rev. Lett.* **110**, 131302 (2013).
- [27] S. Adrán-Martínez *et al.*, *J. Cosmol. Astropart. Phys.* **2013** 11 032 (2013).
- [28] T. Tanaka *et al.*, *Astroph. J.* **742**, 78 (2011).
- [29] S. Chatrchyan *et al.*, *Phys. Rev. Lett.* **108**, 261803 (2012).
- [30] ATLAS Collaboration, *Eur. Phys. J. C* (to be published).
- [31] J. Angle *et al.*, *Phys. Rev. Lett* **107**, 051301 (2011).
- [32] E. Aprile *et al.*, *Phys. Rev. Lett.* **109**, 181301 (2012).
- [33] D. S. Akerib *et al.*, *Phys. Rev. Lett.* **112**, 091303 (2014).
- [34] G. Angloher *et al.*, *Eur. Phys. J* **C74**, 3184 (2014).
- [35] R. Agnese *et al.*, *Phys. Rev. Lett.* **112**, 241302 (2014).
- [36] R. Agnese *et al.*, *Phys. Rev. Lett.* **112**, 041302 (2014).
- [37] R. Bernabei *et al.*, *Eur. Phys. J.* **C56**, 333 (2008).
- [38] C. E. Aalseth *et al.*, *Phys. Rev.* **D88**, 012002 (2013).
- [39] R. Agnese *et al.*, *Phys. Rev.* **D88**, 031104 (2013).