

The chopthin algorithm for resampling

Axel Gandy F. Din-Houn Lau

Department of Mathematics, Imperial College London

Abstract

Resampling is a standard step in particle filters and more generally sequential Monte Carlo methods. We present an algorithm, called chopthin, for resampling weighted particles. In contrast to standard resampling methods the algorithm does not produce a set of equally weighted particles; instead it merely enforces an upper bound on the ratio between the weights. A simulation study shows that the chopthin algorithm consistently outperforms standard resampling methods. The algorithm chops up particles with large weight and thins out particles with low weight, hence its name. It implicitly guarantees a lower bound on the effective sample size. The algorithm can be implemented very efficiently, making it practically useful. We show that the expected computational effort is linear in the number of particles. Implementations for C++, R (on CRAN) and for Matlab are available.

Key words: chopthin; effective sample size; importance sampling; particle filter; resampling;

1 Introduction

Particle filters and more generally sequential Monte Carlo methods have gained importance and widespread use (Doucet et al., 2001). One of the key steps in the algorithms is the resampling step, which is intended to prevent weight degeneracy. Broadly speaking, the resampling step starts with a set of weighted particles X_1, \dots, X_n with associated weights w_1, \dots, w_n and produces a new set of particles (a subset of the original set) with less uneven weights (often equal weights).

A commonly used resampling algorithm, used in particle filters, is multinomial sampling, which selects a new set of particles by sampling n times with replacement from X_1, \dots, X_n with probabilities proportional to w_1, \dots, w_n . Other resampling schemes have been proposed, for example systematic resampling (Carpenter et al., 1999), stratified resampling, residual resampling and branching resampling (Bain and Crisan, 2009, p. 278). For a comparison of various resampling for particle filters see Douc and Cappé (2005) and Hol et al. (2006). Further, see Liu and Chen (1998) for improvements of resampling schemes, including residual sampling. All of these algorithms, apart from branching resampling, return a set of particles with equal weights, including potentially duplicates.

It is generally acknowledged that the resampling step introduces noise, which is not desirable. To keep this noise limited, usually the resampling is only performed if a criterion of the unevenness of the weights, such as the effective sample size (ESS), drops below a fixed threshold.

To prevent weight degeneracy in the particle filter, it is not necessary to periodically resample particles to have equal weights. We show that it is sufficient to ensure that the weights of the particles are not too uneven.

We present an algorithm, called chopthin, that ensures that the weights are not too uneven by enforcing an upper bound, η , on the ratio between the largest and the smallest weight. Our algorithm can be run at every time step; there is no need to only run it when a criterion is satisfied e.g. when the effective sample size is below a threshold.

Algorithm 1: Generic chopthin

Input: particle weights $(w_i)_{1:n}$; maximal weight ratio η ; target number of particles N ;
function $h_a^\eta : [0, \infty) \rightarrow [0, \infty)$
Output: vector of ancestors I and vector of new weights \tilde{w}
Let a be a solution to $\sum_{i=1}^n h_a^\eta(w_i) = N$
Let $u \sim U(0, 1)$ and set $I = ()$, $\tilde{w} = ()$
for $i = 1, \dots, n$ **do**
 $u = u + h_a^\eta(w_i)$
 if $u \geq 1$ **then**
 $k = \lfloor u \rfloor$
 append $(i, \dots, i) \in \mathbb{N}^k$ to I
 if $h_a^\eta(w_i) < 1$ **then** append $(a) \in \mathbb{R}^1$ to \tilde{w}
 else append $(w_i/k, \dots, w_i/k) \in \mathbb{R}^k$ to \tilde{w}
 $u = u - k$
return I, \tilde{w}

To enforce the upper bound η on the ratio between the largest and the smallest weight, the chopthin algorithm operates as follows. Particles with large weights above a threshold, later called ηa , are simply “chopped”, i.e. replicated with the original weight spread equally among the replicates. This does not introduce any randomness. Particles with small weights, below the threshold a , are “thinned” by randomly deciding whether they should be deleted or kept, adjusting the weights by the selection probability to ensure unbiasedness.

Chopthin can be executed at every step of a particle filter, there is no need to only run it when a criterion such as the effective sample size drops below a threshold. This is because chopthin evens out the weights less than existing schemes. It will not alter the weights much (or at all) if they are already relatively even. Using it at every step will lead to less fluctuation in the unevenness of the weights over time. Figure 3 (later in the paper) illustrates this in an example by looking at the effective sample size over time.

Importantly, we present one version of chopthin, which can be implemented very efficiently in expected constant linear effort in the number of particles.

We begin by presenting the generic chopthin algorithm in section 2. In section 3 we present a version of the algorithm that has expected linear effort and show in a simulation that its effort is comparable to other standard resampling methods. A simulation study is conducted in section 4 that compares the chopthin algorithm to other resampling schemes within a particle filter, demonstrating that our new algorithm consistently outperforms the other resampling methods. In section 5 we prove that the algorithm implicitly controls the ESS.

Implementations of chopthin are available: as an R-package (chopthin) on CRAN and as a Matlab extension file from the homepage of the first author.

2 The Generic Algorithm

We now present a generic version of the chopthin algorithm (Algorithm 1). The chopthin algorithm works with a system of n weighted particles of which it needs the vector of weights $(w_i)_{1:n}$. Further, a parameter of the algorithm is η which is the desired upper bound on the ratio between the largest and the smallest weight. In section 5 we show that the chopthin algorithm controls the ESS below a certain threshold that depends on η . The expected number of particles returned by the algorithm is specified by N .

The main idea is as follows: Every particle gets a (potentially) random number of descendants. The expected number of descendants and the mechanism that generates the descendants

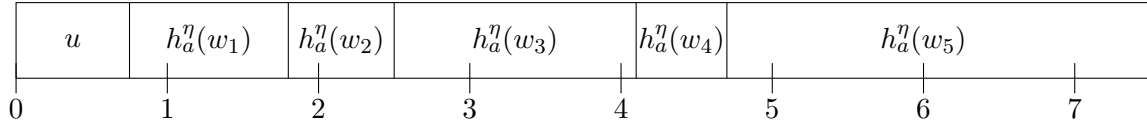


Figure 1: Illustration of systematic resampling in Algorithm 1.

depends on the weight of the particle. To be precise, particles with weights below a threshold (which we call a) get “thinned”, i.e. either have one descendant (with weight a) or zero descendants. Particles with weights above a get “chopped”, which means that they get subdivided into smaller pieces, the total weight remains unchanged.

Figure 1 is an illustration of the systematic resampling in Algorithm 1 in the for-loop. Particles 1, 3, and 5 have $h_a^\eta(w_i) > 1$ and thus are subject to chopping. Particle 1 is not divided at all, particle 3 gets chopped into 2 equally weighted particles, particle 5 into 3 equally weighted particles. Particles 2 and 4 have $h_a^\eta(w_i) < 1$ and thus are subject to thinning. Particle 2 receives one descendant with weight a and particle 4 receives no descendant.

The key step is to choose the expected number of offspring for every particle. Let $h_a^\eta(w)$ denote the expected number of offspring for a particle with current weight w . This depends on the threshold a . Suppose we currently have n particles and that we want to have N particles after applying chopthin. This is equivalent to

$$\sum_{i=1}^n h_a^\eta(w_i) = N. \quad (1)$$

We need to find a such that (1) is satisfied.

In order to ensure the bound on the ratio of the weights we construct the chopthin algorithm such that it resulting weights are between a and ηa . We also want chopthin to be unbiased, in the sense that for every particle the expected weight of its descendants is equal to its original weight.

For large weights in the chopping part, i.e. $w \geq a$, the weight of the descendants is equal to the weight of the particle and thus unbiasedness is automatically satisfied; the restriction that the weights are between a and ηa leads to the following condition on h_a^η :

$$\left\lceil \frac{w}{\eta a} \right\rceil \leq h_a^\eta(w) \leq \left\lfloor \frac{w}{a} \right\rfloor \quad (2)$$

For small weights $w < a$, the unbiasedness of the thinning requires $h_a^\eta(w) = w/a$, uniquely determining h_a^η in this range.

We have considerable freedom in choosing h_a^η for $w \geq a$. One natural choice would be

$$h_a^\eta(w) = \begin{cases} w/a & \text{if } w < a \\ \lfloor w/(\eta a) \rfloor & \text{if } w \geq a \end{cases} \quad (3)$$

see Figure 2 for an illustration. We will call the resulting algorithm *step-chopthin*. The upper inequality of (2) for values slightly less than $2a$ implies $\eta \geq 2$ for this algorithm.

There are two problems with this choice — one is that the function is discontinuous (in a) and as such it will not guarantee the existence of a solution a of (1). Instead of having an exact solution, one could use an approximate solution, using a numerical root finding algorithm. However, it is not obvious what stopping criterion to use.

3 Implementation in expected linear time

In this section we present our main version of the algorithm, which we simply call *chopthin*. For this we choose h_a^η such that it is continuous (in a) and such that (1) can be solved for a in

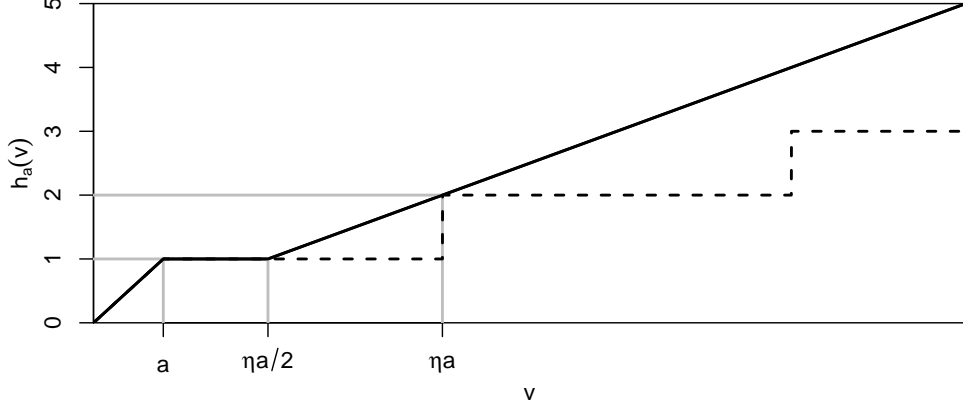


Figure 2: Expected number h_a of offspring as a function of the weight. Solid: chopthine (4); dashed: step-chopthine (3).

Algorithm 2: Fast determination of a

Input: particle weights w_i ; maximal weight ratio η ; target number of particles N

Output: $a > 0$ such that $\sum_{i=1}^n h_a^\eta(w_i) = N$

$w^u = w^l = w$, $s^l = 0$, $c^m = 0$, $s^u = 0$, $c^u = 0$

while $w^u \neq \emptyset$ or $w^l \neq \emptyset$ **do**

if $|w^l| \geq |w^u|$ **then** sample a uniformly from w^l and let $b = \eta a/2$

else sample b uniformly from w^u and let $a = 2b/\eta$

$h = s^l/a + \sum_{v \in w^l} \min(v/a, 1) + c^m + \sum_{v \in w^u} \max(v/b - 1, 0) + s^u/b - c^u$

if $h=N$ **then return** a

if $h > N$ **then**

$s^l = s^l + \sum_{v \in w^l} v \mathbf{I}(v \leq a)$

$w^l = \{v \in w^l; v > a\}$, $w^u = \{v \in w^u; v > b\}$

else

$c^m = c^m + \sum_{v \in w^l} \mathbf{I}(v \geq a)$, $s^u = s^u + \sum_{v \in w^l} v \mathbf{I}(v \geq b)$, $c^u = c^u + \sum_{v \in w^l} \mathbf{I}(v \geq b)$

$w^l = \{v \in w^l; v < a\}$, $w^u = \{v \in w^u; v < b\}$

return $a = \frac{s^l + 2s^u/\eta}{N - c^m + c^u}$

expected linear effort. Consider the function

$$h_a^\eta(w) = \begin{cases} w/a & \text{if } w < a \\ 1 & \text{if } a \leq w < \eta a/2 \\ 2w/\eta a & \text{if } w \geq \eta a/2 \end{cases} \quad (4)$$

which is depicted in Figure 2. The upper inequality of (2) for w slightly less than $2a$ implies that chopthine is only valid for $\eta \geq 4$.

We use Algorithm 2 to solve $\sum_{i=1}^n h_a^\eta(w_i) = N$ using (4) for a . Lemma 1 proves that the expected effort of Algorithm 2 is linear in n , and overall the expected computational effort is $O(\max(n, N))$.

Algorithm 2 works by determining which weights are above or below a and which weights are above or below ηa , without fully knowing a yet. Due to the piecewise linear structure of h_a^η , the contributions of weights for which this determination has been made can be easily kept track of by the number and the sum of those particles (see s^l , c^m , s^u , c^u and the computation of h in Algorithm 2). The algorithm maintains two lists - w^l , the weights for which we do not know yet whether they are above or below a , and w^u , the weights for which we do not know yet whether they are above or below $\eta a/2$. The exact value of a is only determined when $h = N$

Table 1: Example run of Algorithm 2 with $N = n = 5$ and $\eta = 4$.

w_l	a	w_u	b	h
$\{0.1, 0.3, 0.5, \boxed{0.9}, 1\}$	0.9	$\{0.1, 0.3, 0.5, 0.9, 1\}$	1.8	3
$\{0.1, 0.3, 0.5\}$	0.15	$\{0.1, \boxed{0.3}, 0.5, 0.9, 1\}$	0.3	9.67
$\{0.3, 0.5\}$	0.25	$\{\boxed{0.5}, 0.9, 1\}$	0.5	6.2
$\{\boxed{0.3}, 0.5\}$	0.3	$\{0.9, 1\}$	0.6	5.5
$\{0.5\}$	0.5	$\{0.9, \boxed{1}\}$	1	3.8
\emptyset	0.45	$\{\boxed{0.9}\}$	0.9	3.89
\emptyset		\emptyset		

□ randomly chosen element

or when both w^l and w^u are empty. At every iteration, a new candidate for a or $b = \eta a/2$ is selected from the larger of w^l and w^u . Depending on whether $h > N$ or $h < N$ the algorithm then removes elements from w^l and w^u and updates the counts/sums of decided weights. See Table 1 for an illustrative run through of Algorithm 2 for $N = n = 5$.

Lemma 1. *The expected effort of Algorithm 2 is $O(n)$. The expected effort of Algorithm 1 together with Algorithm 2 is $O(\max(n, N))$.*

Proof. We use a subscript to denote iterations in Algorithm 2 with $w_1^l = w = w_1^u$. In Algorithm 2, the effort in the i th iteration of the while-loop is proportional to the number of elements in w_i^l and w_i^u . Thus the overall effort is proportional to

$$\sum_{i=1}^{\infty} (|w_i^l| + |w_i^u|)$$

Consider iteration i . The following statements are now conditional on the sets w_{i-1}^l, w_{i-1}^u . Suppose that $|w_{i-1}^l| \geq |w_{i-1}^u|$. We show that $\mathbb{E}(|w_i^l|) \leq (3/4)|w_{i-1}^l|$. Let a be the randomly selected element from w_{i-1}^l . Let a^* be such that $\sum_{i=1}^n h_{a^*}^\eta(w_i) = N$. Let $M^l = |\{v \in w_{i-1}^l : v < a^*\}|$, $M^u = |\{v \in w_{i-1}^u : v > a^*\}|$. We then have

$$\begin{aligned} \mathbb{E}(|w_i^l|) &= \mathbb{E}\left(|w_i^l| \middle| a < a^*\right) \frac{M^l}{|w_{i-1}^l|} + \mathbb{E}\left(|w_i^l| \middle| a > a^*\right) \frac{M^u}{|w_{i-1}^l|} \\ &= \left(\frac{M^l}{2} + M^u\right) \frac{M^l}{|w_{i-1}^l|} + \left(\frac{M^u}{2} + M^l\right) \frac{M^u}{|w_{i-1}^l|} \\ &= \frac{(M^l + M^u)^2 + 2M^l M^u}{2|w_{i-1}^l|} \leq \frac{1}{2}|w_{i-1}^l| + \frac{1}{4}|w_{i-1}^u| = \frac{3}{4}|w_{i-1}^l| \end{aligned}$$

Hence, $\mathbb{E}(|w_i^l| + |w_i^u|) \leq \frac{3}{4}|w_{i-1}^l| + |w_{i-1}^u| \leq \frac{7}{8}(|w_{i-1}^l| + |w_{i-1}^u|)$ as $|w_{i-1}^l| \geq |w_{i-1}^u|$. Similarly, it can be seen that the above also holds if $|w_{i-1}^l| < |w_{i-1}^u|$.

Thus,

$$\begin{aligned} \mathbb{E}(|w_i^l| + |w_i^u|) &= \mathbb{E}\left(\mathbb{E}\left[|w_i^l| + |w_i^u| \middle| w_{i-1}^l, w_{i-1}^u\right]\right) \leq \frac{7}{8} \mathbb{E}(|w_{i-1}^l| + |w_{i-1}^u|) \\ &\leq \dots \leq \left(\frac{7}{8}\right)^{i-1} \mathbb{E}(|w_1^l| + |w_1^u|) = \left(\frac{7}{8}\right)^{i-1} 2n \end{aligned}$$

and therefore

$$\mathbb{E}\left[\sum_{i=1}^{\infty} (|w_i^l| + |w_i^u|)\right] \leq \sum_{i=1}^{\infty} \left(\frac{7}{8}\right)^{i-1} 2n = 2n \frac{1}{1 - 7/8} = 16n.$$

Table 2: Effort of resampling N particles divided by the effort to generate N exponentially distributed random variables in R

	1000	10000	1e+05	1e+06
chopthin	1.62	1.39	1.40	1.51
systematic	0.45	0.43	0.39	0.39
multinomial	0.92	0.89	1.03	1.45

This shows that the expected effort of Algorithm 2 is $O(n)$. The remainder of Algorithm 1 entails generating the output of length N and it runs through all n particles with an overall effort of $O(\max(n, N))$. Thus the expected effort of the combined Algorithms 1, 2 is $O(\max(n, N))$. \square

We now compare the effort of chopthin to the effort of sampling with replacement (multinomial sampling), via the in-built function `sample.int` in R, and a (fast) C++-based implementation of systematic resampling.

We simulated N weights from an Exponential distribution, i.e. $w_i \sim \text{Exp}(1)$, $i = 1, \dots, N$ independently. We then applied the resampling procedures to the simulated weights.

Table 2 reports the mean effort of the resampling procedures over 10000 repetitions. The reported effort is relative to the effort to generate the weights, which is only a single use of the in-built R function `rexp`. Constant values indicate that the effort is linear in N , as the effort of generating the random variables is linear in N .

Systematic resampling and chopthin are both approximately linear in N . The implementation of resampling with replacement in R is not linear. As expected, chopthin is more computationally demanding than systematic resampling as part of the chopthin algorithm is a systematic resampling step. Nevertheless, the computational effort of chopthin is very moderate, only slightly more expensive than generating exponentially distributed random variables.

4 Simulations

In this section, we compare the chopthin algorithm with standard resampling methods. We conduct a simulation using various resampling methods in a particle filter and compare the accuracy of the results. Further, we discuss how the results of chopthin are affected by varying the bound of the ratio on the weights, η , and demonstrate that chopthin controls the ESS.

4.1 Model

For the simulations, we shall use the following linear Gaussian hidden Markov model:

$$\begin{cases} \text{State:} & X_t = X_{t-1} + \epsilon_t, \quad \epsilon_t \stackrel{\text{iid}}{\sim} N(0, \sigma_X^2) \\ \text{Observation:} & Y_t = X_t + \phi_t, \quad \phi_t \stackrel{\text{iid}}{\sim} N(0, \sigma_Y^2) \end{cases}$$

with $X_0 \sim N(0, \sigma_0^2)$ and $X_t \in \mathbb{R}$, $Y_t \in \mathbb{R}$. For this model, we can use the Kalman filter (Kalman, 1960) to obtain the exact conditional distribution – this will be our benchmark when comparing the resampling methods. For our simulations, we fix the variance of the hidden process at $\sigma_X^2 = 1$ and the initial variance $\sigma_0^2 = 1$. We denote $f(\cdot; \mu, \sigma^2)$ as the probability density function of a normal distribution with mean μ and variance σ^2 .

4.2 Simulation

We shall use the particle filter presented in Algorithm 3 to give estimates of the hidden states X_1, \dots, X_T based upon some observations y_1, \dots, y_T . More precisely, we are interested in

Algorithm 3: Particle filter

Input: target number of particles N ; ESS threshold β ; resampling scheme r ;
observations y_1, \dots, y_T .

Output: weighted particles $(w_i, X_t^{(i)})_{1:n_t}$ for $t = 1, \dots, T$

Sample $X_0^{(i)} \sim N(0, \sigma_0^2)$, $i = 1, \dots, N$

$w_i = 1/N$, $i = 1, \dots, N$

Let $n_0 = N$

for $t = 1, \dots, T$ **do**

 Sample $X_t^{(i)} \sim N(X_{t-1}^{(i)}, \sigma_X^2)$, $i = 1, \dots, n_{t-1}$

$w_i = w_i f(y_t; X_t^{(i)}, \sigma_Y^2)$, $i = 1, \dots, n_{t-1}$

if $\text{ESS}(w) \leq \beta$ **then**

 Run r with a target of N particles to get a set of particles $(w_i, X_t^{(i)})_{1:n_t}$

the posterior $f(x_t|y_1, \dots, y_t)$ for $t = 1, \dots, T$. These observations shall be generated from the linear Gaussian model introduced in section 4.1. A parameter of the particle filter is β which determines when resampling occurs based on the ESS. The ESS is a measure of the unevenness of the weights and it is typically used in particle filters to trigger the resampling step. We define the ESS for a weight vector, $w = (w_1, \dots, w_n)$, as

$$\text{ESS}(w) = \frac{(\sum_{i=1}^n w_i)^2}{\sum_{i=1}^n w_i^2}.$$

In Algorithm 3 resampling is performed if the ESS drops below β . If $\beta = N$ then resampling is performed at every step as $\text{ESS}(w) \leq N$. Lastly, potentially any resampling scheme r can be used in Algorithm 3.

For a given σ_Y^2 , resampling scheme r , target number of particles N and resampling trigger β , a single iteration of the simulation is conducted as follows: simulate from the linear Gaussian model $T = 1000$ observations; y_1, \dots, y_T . Using this realisation of observations, run the particle filter to give estimates of the hidden states X_1, \dots, X_T . Lastly, the Kalman filter is run to obtain the exact conditional distribution. This is repeated $M = 1000$ iterations.

The simulation is conducted using all combinations of the following parameters: $\sigma_Y \in \{1/3, 1, 3, 9\}$, $N \in \{100, 1000, 10000\}$, $\beta = 0.5N$ and resampling schemes, r : residual, systematic, multinomial, branching, stratified, chopthn with $\eta = 3 + 2\sqrt{2}$. In addition we also conduct a simulation using the aforementioned values of σ_Y , N with $\beta = N$ using chopthn with $\eta = 4$ and 10. Later, in section 5 we show that choosing $\eta = 3 + 2\sqrt{2}$ bounds the ESS above $0.5N$.

4.3 Illustration of One Run

Figure 3 considers the effect of different resampling schemes on the ESS during the first 50 steps of one realisation of the particle filter (Algorithm 3) with $N = 10000$ target particles. It plots the ESS before and after resampling. As resampling for the multinomial and branching algorithm is taking place only if the ESS has dropped below $0.5N$, the ESS is far more variable than in the chopthn algorithm. For both $\eta = 3 + 2\sqrt{2}$ and $\eta = 10$, it seems that the chopthn algorithm after resampling stays significantly above its theoretical lower bound (given in section 5), which is $0.5N$ and $0.33N$, respectively. Also the different choice in η in the chopthn algorithm does not lead to vastly different behaviour.

4.4 Results

The results of the full simulation are presented in Table 3. For each iteration, we obtain the estimated posterior mean of X_t for $t = 1, \dots, T$. The result is an estimate as it is based upon

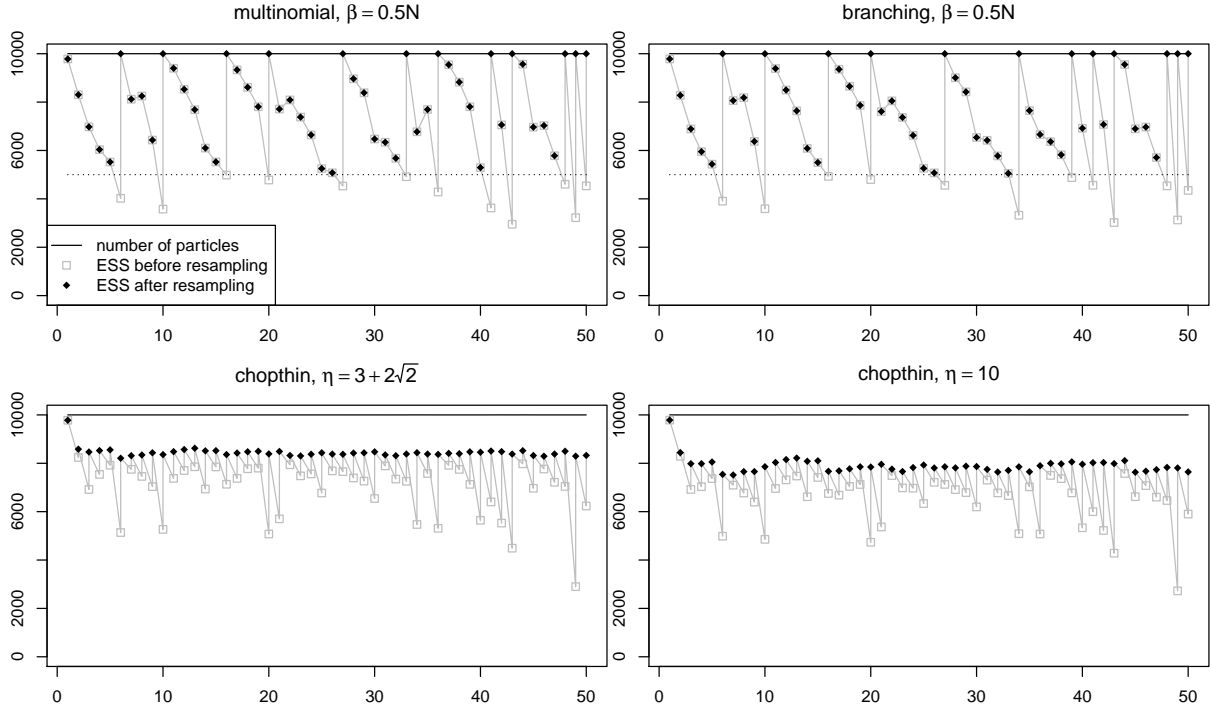


Figure 3: ESS before and after resampling for selected resampling schemes (one realisation).

a system of weighted particles. For a given σ_Y , N and β , denote the estimated posterior mean from iteration i , at time instance t , for resampling scheme r as $\tilde{\mu}_{i,t,r}$. Further, denote the true posterior mean at time t given by the Kalman filter as $\mu_{i,t}$. We report the approximate mean squared error (MSE) for resampling scheme r as

$$\text{MSE}_r = \frac{1}{M} \sum_{i=1}^M \left\{ \frac{1}{T} \sum_{t=1}^T (\tilde{\mu}_{i,t,r} - \mu_{i,t})^2 \right\}.$$

The MSE values, presented in Table 3, are divided by the MSE given by the systematic resampling. The presented results show that using the chopthin algorithm at every step ($\beta = N$) and using the trigger ($\beta = 0.5N$) using various values for the ratio bound η consistently achieves a lower MSE than the other resampling methods. The simulations using $\sigma_Y = 1/3$ is based on a setting where there is a small amount of noise between the state and observation. In this case, the particle filter will be resampling at nearly every step for all methods.

5 Implied control of the Effective Sample Size

The following lemma shows that imposing a bound on the ratio between the weights implicitly results in a lower bound on the ESS. It implies that chopthin has a lower bound on the ESS after resampling.

Lemma 2. *Suppose $w_1 > 0, \dots, w_n > 0$. Then*

$$\text{ESS}(w) = \frac{(\sum_{i=1}^n w_i)^2}{\sum_{i=1}^n w_i^2} \geq 4 \frac{\eta n + 1 - \eta^2}{(\eta + 1)^2}$$

where $\eta = \frac{\max_i w_i}{\min_i w_i}$.

Proof. In the case where all weights are equal, i.e. $\eta = 1$, then $\text{ESS}(w) = n$, thus inequality holds. From now on consider the case $\eta > 1$.

Table 3: Simulations Results: MSE values for various simulation parameters and different resampling methods. Presented MSE values are divided by the MSE from the simulations using the systematic resampling.

	β	η	N	100	100	100	100	10^3	10^3	10^3	10^3	10^4	10^4	10^4	10^4
			σ_Y	1/3	1	3	9	1/3	1	3	9	1/3	1	3	9
chopthin	N	$3 + 2\sqrt{2}$		0.96	<u>0.90</u>	<u>0.88</u>	0.92	0.94	<u>0.89</u>	<u>0.88</u>	0.95	0.98	<u>0.88</u>	<u>0.90</u>	0.96
chopthin	$0.5N$	$3 + 2\sqrt{2}$		0.96	0.98	0.98	0.95	0.96	0.97	0.97	0.97	0.99	0.97	0.97	0.94
chopthin	N	4		0.98	0.90	0.91	0.97	0.98	<u>0.90</u>	0.93	1.03	0.98	0.91	0.95	1.06
chopthin	N	10		0.96	0.91	<u>0.88</u>	<u>0.86</u>	0.96	0.91	<u>0.87</u>	<u>0.87</u>	0.99	0.92	<u>0.87</u>	<u>0.88</u>
multinomial	$0.5N$	-		1.00	1.04	1.16	1.21	0.97	1.04	1.14	1.24	0.96	1.02	1.15	1.23
branching	$0.5N$	-		0.99	1.00	1.00	0.99	0.96	1.00	1.00	1.00	1.00	1.00	1.00	1.00
residual	$0.5N$	-		0.99	1.00	1.01	0.99	0.96	1.01	1.01	1.03	1.03	1.01	1.01	1.02
stratified	$0.5N$	-		0.99	1.00	1.02	1.01	0.98	1.01	1.02	1.04	1.05	1.00	1.01	1.02
systematic	$0.5N$	-		1.00	1.00	1.00	1.00	1.00	1.00	1.00	1.00	1.00	1.00	1.00	1.00

Single underline: below 0.9.

Let $W_i = \frac{w_i}{\sum_j w_j}$ be the normalized weights corresponding to W . Then $\text{ESS}(w) = \text{ESS}(W)$. The set of possible normalized weights is compact and ESS is a continuous function, thus there exists a W^* that minimises ESS. Without loss of generality, assume $W_1^* \leq \dots \leq W_n^*$.

The normalised weight W_i^* has to be of the form $W_i^* = a$ for $i < k$, $W_k^* = a\xi$, $W_i^* = \eta a$ for $i > k$, where $k \in \{1, \dots, n-1\}$, $a > 0$ and $1 \leq \xi < \eta$. To see this let W be a normalised weight vector for which there exist mutually distinct indices i, j, k, l such that $W_i < W_j \leq W_k < W_l$. Define a new weight vector V identical to W except for $V_j = W_j - \Delta$, $V_k = W_k + \Delta$ with $\Delta = \min((W_l - W_k)/2, (W_j - W_i)/2)$. Then

$$1/\text{ESS}(V) = \sum_{\nu} V_{\nu}^2 = 2\Delta^2 + 2\Delta(W_k - W_j) + \sum_{\nu} W_{\nu}^2 > 1/\text{ESS}(W),$$

which shows that W does not minimise ESS. Hence, W^* can take at most 3 values, the middle one, if present, appearing exactly once. The two extreme values have to have a ratio of η , otherwise one could move them further apart and create a weight vector with smaller ESS.

As $\sum W_i^* = a[k-1 + \xi + \eta(n-k)]$, we have

$$\text{ESS}(W^*) = \frac{[k-1 + \xi + \eta(n-k)]^2}{k-1 + \xi^2 + (n-k)\eta^2} \geq \frac{[k + \eta(n-k)]^2}{k-1 + (n-k+1)\eta^2} \geq \inf_{x \in [1, n-1]} h(x)$$

where $h(x) = \frac{[x + \eta(n-x)]^2}{x-1 + (n-x+1)\eta^2}$.

It remains to derive the minimum of h . Candidates for minimizers of h are $x = \eta n / (\eta - 1)$ (which is not in the right range) and $x = (\eta(n+2) + 2) / (\eta + 1)$. Plugging this into h gives $h(x) \geq 4 \frac{\eta n + 1 - \eta^2}{(\eta + 1)^2}$ \square

Larger η allow for more variability in the weights and thus should lead to lower effective sample sizes. Consistent with this, the lower bound on ESS is decreasing in η . This can be seen by differentiating it with respect to η .

For large n , the leading term is $4 \frac{\eta n}{(\eta + 1)^2}$. Equating this to a desired minimal effective sample size of γn gives

$$\eta = \frac{2 - \gamma + 2\sqrt{1 - \gamma}}{\gamma}$$

For example, for $\gamma = 0.5$, this leads to $\eta = 3 + 2\sqrt{2}$. Furthermore, for $\eta = 10$, the lower bound on the ESS is $\frac{40}{121}n - \frac{99}{121} \approx 0.33n$.

6 Discussion

6.1 Why not only impose an upper or a lower threshold on the weights?

The chopthn algorithm imposes a bound on the ratio of the largest and the smallest weight. Alternatively, one could have imposed only a lower or only an upper bound on the normalized weights. The following examples illustrate that there are situations in which these bounds would not lead to resampling despite very uneven weights. However, the chopthn algorithm (with $\eta < n$) would even out the weights in both examples.

Example 1. *Suppose our weight vector w of length n is produced by one importance sampling step, where the target distribution is a uniform distribution on $[0, 0.5]$ and the importance sampling distribution is a uniform distribution on $[0, 1]$. Then roughly half of the weights will be approximately $2/n$ and half of the weight will be 0. In this situation none of the weights is large, so imposing an upper bound on the weights would not lead to resampling.*

Example 2. *Consider the same setting as in the previous distribution, but now having as target distribution a mixture of two equally probably components, one being a uniform distribution on $[0, 1]$, the other one being a uniform distribution on $[0, 1/n]$. Suppose the first particle is in $[0, 1/n]$ and all other samples are greater than $1/n$. Then the weight of the first particle is $(n + 1)/2$ and the weight of all other particles is $1/2$. Thus in this case, no weight is small, so imposing a lower bound on the weights would not lead to resampling.*

7 Summary

In this paper we have introduced the chopthn algorithm which bounds the ratio between the weights. We showed, in a simulation, that chopthn consistently outperforms standard resampling schemes used in particle filters. The simulation also demonstrated that chopthn can be used at every iteration in a particle filter with no detrimental effects. The chopthn algorithm can be implemented efficiently and we have proved that its expected effort is linear in the number of samples. Lastly, we have shown that imposing a bound on the ratio between weights implicitly controls the ESS. Code implementing chopthn is available on the first author's webpage and on CRAN.

References

- Bain, A. and D. Crisan (2009). *Fundamentals of Stochastic Filtering*. Springer.
- Carpenter, J., P. Clifford, and P. Fearnhead (1999). Improved particle filter for nonlinear problems. *IEE Proceedings - Radar, Sonar and Navigation* 146, 2–7.
- Douc, R. and O. Cappé (2005). Comparison of resampling schemes for particle filtering. In *Proceedings of the 4th International Symposium on Image and Signal Processing and Analysis*, pp. 64–69. IEEE.
- Doucet, A., N. de Freitas, and N. Gordon (Eds.) (2001). *Sequential Monte Carlo Methods in Practice*. Springer.
- Hol, J. D., T. B. Schon, and F. Gustafsson (2006). On resampling algorithms for particle filters. In *Nonlinear Statistical Signal Processing Workshop, 2006 IEEE*, pp. 79–82.
- Kalman, R. E. (1960). A new approach to linear filtering and prediction problems. *Journal of basic Engineering* 82(1), 35–45.

Liu, J. S. and R. Chen (1998). Sequential Monte Carlo methods for dynamic systems. *Journal of the American statistical association* 93(443), 1032–1044.