

Calculation of molecular free energies in classical potentials

Asaf Farhi*

Raymond and Beverly Sackler School of Physics and Astronomy,
Faculty of Exact Sciences, Tel Aviv University, IL-6997801 Tel Aviv, Israel and
Physics Department, Weizmann Institute of Science, Rehovot 76100, Israel

(Dated: May 18, 2022)

Free energies of molecules can be calculated by quantum computations or by normal mode classical calculations. However, the first can be computationally impractical for large molecules and the second is based on the assumption of harmonic dynamics. We present a novel, accurate and complete calculation of molecular free energies in standard classical potentials. In this method we transform the molecule by relaxing potential terms which depend on the coordinates of a group of atoms in that molecule and calculate the free energy difference associated with the transformation. Then, since the transformed molecule can be treated as non interacting systems, the free energy associated with these atoms is analytically or numerically calculated. This two-step calculation can be applied to calculate free energies of molecules or free energy difference between (possibly large) molecules in a general environment. We suggest the potential application of free energy calculation of chemical reactions in classical molecular simulations.

PACS numbers: 05.10.-a, 02.70.Ns, 83.10.Rs

INTRODUCTION

Free energy calculations have a variety of applications which include binding, solvation and chemical reactions. For the applications of solvation and binding equilibrium and non-equilibrium methods are used. In equilibrium methods (alchemical transformations) a molecule is transformed into another through non realistic intermediate systems. The average of the derivative of the interpolating Hamiltonian is calculated for each intermediate system and by numerically integrating, the free energy associated with the transformation is calculated. The free energies of these transformations are then used to calculate the free energy of the desired molecular process [1–5]. In non equilibrium methods the work in the process of switching between the two Hamiltonians is measured [6, 7]. For the application of chemical reactions the free energy difference between the reactants and products needs to be calculated. Free energies of molecules can be calculated by quantum computations [8] or by normal mode classical calculations [9] (see Entropies Section). While QM calculations are highly accurate they are computationally very demanding for large molecules. Normal mode calculations can be very efficient but are based on harmonic dynamics [10].

Molecular modeling includes covalent bond, bond angle, dihedral angle, improper dihedral angle, electrostatic and vdW potentials (see [11–13] and Supplementary Material). Covalent bond, bond angle and dihedral angle terms depend on the coordinates of two, three and four nearest covalently linked atoms respectively. Electrostatic and vdW potentials are between every atom pair in the system.

In previous studies, the free energy associated with the covalent bond and bond angle terms in molecules and dihedral angle term in the context of restraints were

directly calculated by assuming that they are harmonic (quadratic) and by using the rigid rotor approximation and the HJR technique [14, 15]. However, the free energies associated with dihedral potential terms in the realistic non-harmonic potentials and with non-harmonic covalent bond and bond angle terms [16] have not been calculated. In addition, it has not been suggested to calculate molecular free energies of submolecules with coupled bond angle degrees of freedom such as the methyl group.

Here we present a *direct* free energy calculation which is *exact* and does not require the potential terms to be harmonic (see also Ref. [17]). We show that the partition function associated with a dihedral angle in molecules can be decoupled from the partition function of the rest of the system independently of the potential function (even though the dihedral potential term depends on coordinates of atoms in the system) and calculate analytically free energies of realistic dihedral terms. Moreover, we show that free energy associated with submolecules with coupled bond angle degrees of freedom such as the methyl group can be calculated accurately.

In Section I we present the first step of the calculation in which we transform the molecule by relaxing some potential terms of a group of atoms in that molecule and calculate the free energy difference associated with the transformation. In Section II we present the second step of the calculation in which the free energy associated with the remaining potentials (which depend on the relative spherical coordinates) of this group of atoms is calculated analytically or numerically. In Section III we suggest the potential application of free energy calculation of chemical reactions. The demonstrations of the method are explained in the Demonstration section.

Alchemical free energy transformation (as in Section I) is a standard procedure in molecular free energy calculations [12, 13, 18–20] and is usually used in the context of solvation and binding or in the context of chemical reactions in combination with QM calculations [8]. Here we apply it in the context of free energy calculations

* asaffarhi@post.tau.ac.il

of molecules or submolecules in a general environment, where the second calculation is used to obtain the free energy difference between two molecules with submolecule in common. We combine the calculation with novel direct free energy calculations explained in Section II, followed by the novel application of free energy of chemical reactions presented in Section III. Here we *do not* need to assume harmonic dynamics.

I. THE TRANSFORMATION

We now explain the first step of the calculation in which we transform the molecule by relaxing potential terms that depend on the coordinates of a group of atoms in that molecule and calculate the free energy difference associated with the transformation using Thermodynamic Integration (TI) [3, 21, 22]. Alternatively, it can be performed using methods such as Exponential Averaging/Free Energy Perturbation (FEP) [23], Bennett Acceptance Ratio (BAR) [24] and Weighted Histogram Analysis Method [25] (WHAM). We denote the Hamiltonian with the terms that are removed in the transformation by H_r and the Hamiltonian with the other terms by H_c . We define the Hamiltonian H_r as the improper dihedral, electrostatic and vdW terms that depend on the coordinates of the group of selected atoms. The λ dependent Hamiltonian that transforms between the systems can be written as follows:

$$H(\lambda) = \lambda H_r + H_c,$$

where $\lambda \in [0, 1]$. The free energy difference between the

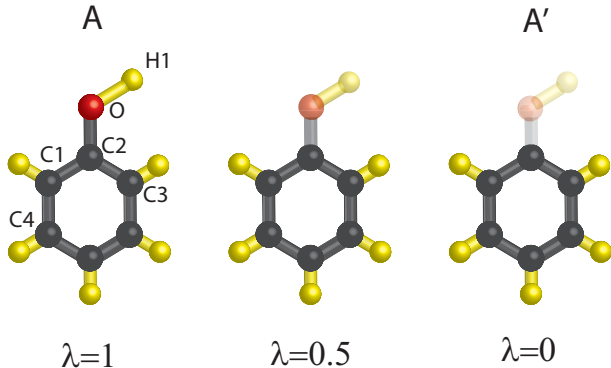


FIG. 1. Systems in the transformation of phenol at $\lambda = 0, 0.5, 1$. The semi transparent/ transparent atoms represent atoms with interactions partly/ totally removed

original and transformed systems can be written as:

$$\Delta F_{A \rightarrow A'} = -k_B T \int_0^1 \frac{d \ln Z_A(\beta, \lambda)}{d\lambda} d\lambda = \int_0^1 \langle H_r \rangle d\lambda,$$

where A' is the transformed system in which $\lambda = 0$. Simulating intermediate systems at λ values in the range $[0, 1]$ and calculating $\langle H_r \rangle$, followed by numerical integration, will enable us to calculate the free energy difference. It is noted that this calculation is valid for any environment

(gas, solvent etc.) since the interactions of the group of atoms with the environment are also relaxed in the transformation. In addition, soft core potentials are used in the VdW and electrostatic interactions to avoid divergences of $\langle H_r \rangle$ at $\lambda \rightarrow 0$ [26].

As an example we present in Fig. 1 three systems in the transformation of the molecule phenol with the selected atoms O and H1. The Hamiltonian H_r includes the vdW and electrostatic interactions of the atoms O and H1 with all the atoms in the system, and the improper dihedral term $\phi_{C1-C2-O-C3}$.

II. THE REMAINING FREE ENERGY DIFFERENCE

We now turn to explain how the free energy associated with the selected atoms can be calculated. We first switch to relative coordinates and then to spherical coordinates.

$$\begin{aligned} d\Omega &= \prod_{i=1}^n d\mathbf{r}'_i = d\mathbf{r}'_1 \prod_{i=2}^k d\mathbf{r}_i \prod_{i=k+1}^n d\mathbf{r}_i \\ &= d\mathbf{r}'_1 \prod_{i=2}^k d\mathbf{r}_i \prod_{i=k+1}^n r_i^2 \sin \theta_i dr_i d\theta_i d\phi_i, \end{aligned}$$

where $\mathbf{r}_i \equiv \mathbf{r}'_i - \mathbf{r}'_{i-1}$, which will be chosen as the position of atoms relative to a covalently bound atom. $k+1$ represents the first atom in the group of selected atoms (e.g the atom O in the example of phenol).

The transformed molecule A' is first divided into elements of standard covalent bonds, bond junctions, dihedral terms and of more complex structures that include molecular rings. The dihedral potential term depends on the angle between two planes which is equal to the ϕ angle in spherical coordinates. This correspondence can be understood by recalling the definition of the angle between two planes as the angle between the vectors in these planes that are perpendicular to the intersection line of these planes. Hence, the covalent bond, bond angle and dihedral angle terms can be expressed in terms of the spherical variables r , θ and ϕ defined with respect to the relevant atoms.

For the example of phenol we can write the partition function of transformed phenol as follows

$$\begin{aligned} Z_{A'} &= \int e^{-\beta H(\Omega)} e^{-\beta H_{r_O}(r_O)} e^{-\beta H_{r_H}(r_H)} \times \\ &e^{-\beta H_{\theta_H}(\theta_H)} \sin \theta_H e^{-\beta H_{\phi_H}(\phi_H)} d\Omega r_O^2 dr_O r_H^2 dr_H d\theta_H d\phi_H, \end{aligned} \quad (1)$$

where the degrees of freedom of atom H and O are denoted by r_H, θ_H, ϕ_H and r_O, θ_O, ϕ_O respectively. All the degrees of freedom of all the other atoms in the system (molecule+solvent molecules in the case of explicit solvent) and θ_O, ϕ_O are denoted by Ω . We define θ_H and ϕ_H as follows: $\theta_H \equiv \theta_{H1-O-C2}$, $\phi_H \equiv \phi_{H1-O-C2-C1}$. Our goal in this example is to calculate the free energy associated with all the degrees of freedom except for the ones denoted by Ω . The free energy of the subsystem

with the degrees of freedom denoted by Ω can for example then cancel out with an identical subsystem when calculating the free energy difference between two molecules with a submolecule in common. Note that for example ϕ_H does depend on the coordinates of the $C1$ atom which is included in Ω and therefore the decomposition of the partition functions is not trivial.

As will become clear, the integration in each element is independent of the others. Thus the integrals can be performed separately and then multiplied to yield the

partition function and hence the free energy difference.

We write the free energy factors explicitly:

Covalent bond

The partition function of a covalent bond represented by a harmonic (quadratic) potential can be written as follows (for non-quadratic terms integrated analytically see Ref. [17]):

$$Z_c = \frac{1}{l^3} \int e^{-\frac{\beta k_c (r-d)^2}{2}} r^2 dr = \frac{\pi^2 \left[(2d^2 \beta k_c + 1) (\text{erf}(d\sqrt{\beta k_c}) + 1) + 2\sqrt{\pi} e^{-\beta k_c d^2} d\sqrt{\beta k_c} \right]}{l^3 (\beta k_c)^{3/2}}, \quad (2)$$

where l is an arbitrary length (l^3 cancels out in comparisons). To account for the bond-dissociation energy/bond energy one has to differentiate between the potential at $r = 0$ and $k_c \rightarrow 0$ (free atoms) either by introducing a factor [27–29] or by using potentials such as the Morse potential (numerical integration) [30].

Two Bonds Junctions

When considering the case of a Linear/Bent molecular shapes, it can be seen that when varying the bond angle,

the rest of the molecule moves as a rigid body. Since the spherical coordinates representation includes three independent variables, varying a bond angle is decoupled from all the other degrees of freedom of the molecule. Hence the calculation of free energy factor associated with the bond angle potential term is straightforward. For a harmonic (quadratic) term we can write :

$$Z_b = \int e^{-\beta V_b} \sin \theta d\theta = \int e^{-\frac{\beta k_\theta}{2} (\theta - \theta_0)^2} \sin \theta d\theta = \frac{1}{2\sqrt{\beta k_\theta}} e^{-i\theta_0 - \frac{1}{2\beta k_\theta}} \times \sqrt{\frac{\pi}{2}} \left(i \text{erf} \left[\frac{i - \theta_0 \beta k_\theta + \beta k_\theta \pi}{\sqrt{2\beta k_\theta}} \right] + \text{erfi} \left[\frac{1 + i\theta_0 \beta k_\theta}{\sqrt{2\beta k_\theta}} \right] - i e^{2i\theta_0} \left(\text{erf} \left[\frac{i + \theta_0 k_\theta}{\sqrt{2\beta k_\theta}} \right] - i \text{erfi} \left[\frac{1 + i\beta k_\theta (\pi - \theta_0)}{\sqrt{2\beta k_\theta}} \right] \right) \right). \quad (3)$$

This expression is real for positive and real values of k_θ, β and θ_0 .

When varying a dihedral angle, the potential term value depends on the orientation of first bond (which determines the axis from which the dihedral angle is measured). However, since the integration has to be performed over all the range $[0, 2\pi]$, integrating with respect to the ϕ angle will yield a factor which is independent of the location of the first bond. Thus, the integration does not depend on the direction of the first bond and is straightforward. For the commonly used dihedral angle potential we get

$$Z_d = \int e^{-\beta k_\phi (1 + \cos(n\phi - \phi_s))} d\phi = 2\pi e^{-\beta k_\phi} I_0(\beta k_\phi), \quad (4)$$

where I_0 is the modified Bessel function of the first kind. Note that this result does not depend on n , which is an integer.

It can now be seen that the partition function of transformed phenol in Eq. (1) can be decomposed (exactly) into the partition function associated with the Ω degrees of freedom and the covalent bond, bond angle and dihedral angle partition functions.

Three or more Bonds Junctions

Molecule shapes can include a monomer (covalent bond) that splits into more than one monomer. Such examples are the trigonal planar, tetrahedral trigonal pyramidal etc. These cases will necessitate numerical integration which can be performed using the Spherical law of cosines:

$$\cos(\theta_{12}) = \cos(\theta_1) \cos(\theta_2) + \sin(\theta_1) \sin(\theta_2) \cos(\Delta\phi), \quad (5)$$

where θ_1, θ_2 denote the bond angles of two bonds with respect to the principal bond and $\theta_{12}, \Delta\phi$ denote the bond angle and the difference in ϕ angle between these two bonds respectively. Usually in these cases there is one dihedral term, which we denote by ϕ_1 , that depends on the angle defined by one of the bonds, the principal bond and a previous bond. Since the integration over the other

degrees of freedom yields a factor that is independent of the value of ϕ_1 , the integrations are decoupled. Thus, the integration for the case of one monomer that splits into two can be written as follows:

$$Z = \int e^{-\beta(V_b+V_d)} d\theta_1 d\theta_2 d\phi_1 d\phi_2 = Z_d Z_{3b}, \quad (6)$$

where Z_d is according to the definition in Eq. (4) and

$$Z_{3b} = \int e^{-\frac{\beta}{2} [k_1^\theta (\theta_1 - \theta_1^0)^2 + k_2^\theta (\theta_2 - \theta_2^0)^2 + k_{12}^\theta (\theta_{12} - \theta_{12}^0)^2]} \sin(\theta_1) \sin(\theta_2) d\theta_1 d\theta_2 d\phi_2. \quad (7)$$

For the general case it can be written as follows:

$$Z_{nb} = \int \prod_i^n e^{-\frac{\beta}{2} k_i^\theta (\theta_i - \theta_i^0)^2} \prod_{i>j} e^{-\frac{\beta}{2} k_{ij}^\theta (\theta_{ij} - \theta_{ij}^0)^2} \prod_i^n \sin \theta_i d\theta_i \prod_{i \geq 2} d\phi_i, \quad (8)$$

where θ_{ij} can be calculated from Eq. (5) and ϕ_1 , which has to be substituted in $\Delta\phi$ in this equation, is an arbitrary constant. In case there are energy terms that introduce complexity they can be relaxed in the transformation. For an explicit example with a bond junction see SM.

The free energy factors can be substituted in:

$$\frac{\Delta F_{A' \rightarrow A''}}{k_B T} = \left(\sum_i \ln Z_{A_{c_i}} + \sum_i \ln Z_{A_{b_i}} + \sum_i \ln Z_{A_{d_i}} \right), \quad (9)$$

to give the free energy difference, where A'' denotes a submolecule of the transformed molecule that is not necessarily realistic whose free energy will not be calculated.

In addition, the partition function of complex structures may be calculated numerically. In many cases the complex structures need to be compared to identical ones, eliminating the need for these calculations.

Thus, we can write in terms of the partition functions:

$$Z \rightarrow Z_{\text{int}} \prod_{i=1}^l Z_{c_i} \prod_{i=1}^m Z_{d_i} \prod_{i=1}^p Z_{2b_i} \prod_{i=1}^q Z_{3b_i} \prod_{i=1}^r Z_{\text{complex}_i},$$

where Z_{int} represents the partition function of the submolecule that is fully interacting and Z_{c_i} and Z_{d_i} represent the i th covalent bond and dihedral angle partition function respectively. Z_{2b_i} and Z_{3b_i} represent the i th two bond and three or more bond junctions respectively and Z_{complex_i} represents the i th complex structure partition function. The arrow represents the transformation $\lambda = 1 \rightarrow 0$.

We can also choose the group of selected atoms as all the atoms of the molecule, and calculate the free energy in a similar manner. The partition functions in this case can be written as follows:

$$Z \rightarrow Z_{\text{fp}} \prod_{i=1}^l Z_{c_i} \prod_{i=1}^m Z_{d_i} \prod_{i=1}^p Z_{2b_i} \prod_{i=1}^q Z_{3b_i} \prod_{i=1}^r Z_{\text{complex}_i},$$

where Z_{fp} denotes the partition function of a free particle.

In Fig. 2 we present the free energy decomposition of transformed phenol (A'). The degrees of freedom associated with each system are written on top. F denotes the free energy and A'' which is the reference (possibly imaginary) submolecule, is presented in the first term in the decomposition. It should be noted that the θ_O and ϕ_O degrees of freedom are associated with the submolecule A'' and the r_O degree of freedom is associated with the second system in the decomposition. The potential terms that depend on the coordinates of the O and H atoms in the five decomposed systems are: 1 : $V_b(\theta_{C1-C2-O})$, $V_b(\theta_{C3-C2-O})$, $V_d(\phi_{C4-C1-C2-O})$ 2 : $V_c(r_O)$, 3 : $V_c(r_H)$, 4 : $V_b(\theta_{C2-O-H1})$ and 5 : $V_d(\phi_{C1-C2-O-H1})$. The reason that the degrees of freedom θ_O and ϕ_O are associated with the first system in the decomposition is that the corresponding potential terms usually do not depend on the atom (e.g O). The free energies of the second and third systems are calculated according to Eq. (2) and the free energies of the fourth and fifth systems are calculated according to Eqs. (3) and (4) respectively.

DEMONSTRATIONS

The covalent bond free energy calculation has been demonstrated and compared with numerical integration for two molecules of two atoms in a spherical potential (see Supplementary Material). In addition, for methanethiol molecule the free energies were calculated according to Eqs. (2)-(7) and were in agreement with the results obtained by performing transformations in MD simulations. The computations using these equations were faster by factors varying between $5 \cdot 10^3$ and 10^{12} (for the same computational resources) [17].

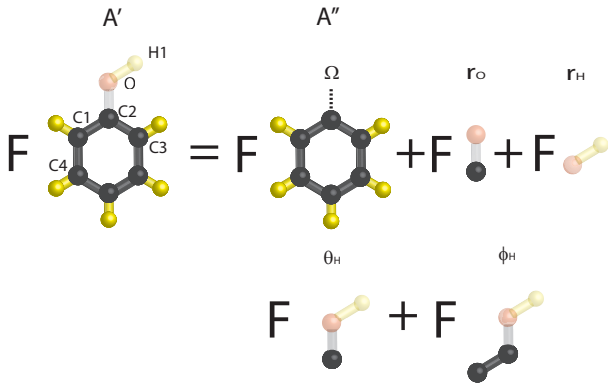


FIG. 2. The decomposition of the free energies of the transformed molecule A'

III. POTENTIAL APPLICATION

Here we suggest the potential application of calculating free energies of chemical reactions using classical molecular simulations followed by analytic or numerical calculations. We will calculate the free energies of only small parts of the molecules, possibly in solvent, to obtain the free energy of the chemical reaction which can involve large molecules.

To obtain the equilibrium constant of a chemical reac-

tion the standard Gibbs free energies (which are similar to Helmholtz free energies in many cases [31]) are usually calculated. The standard state is the hypothetical state with the standard state concentration but exhibiting infinite-dilution behavior (the interactions between e.g the solute molecules are negligible). Hence, when we are interested in the standard free energy of one substance *a single copy of the molecule of interest can be simulated* either in vacuum or solvent environments.

The idea is to transform the reactants and the products, between which the free energy difference is calculated, into molecules that have the same partition functions up to factors that can be calculated. First, we match reactant molecules with product molecules that have submolecules in common if possible so that the free energy of these submolecules will cancel out. Then, we transform the molecules by relaxing potential terms of the atoms that are different between the molecules and calculate the free energy differences associated with each transformation. Finally the free energy factors associated with the different atoms are calculated and we can deduce the free energy of the chemical reaction. For example, given the chemical reaction



we can match, if possible, molecules A, B to molecules C, D . Then we transform each of the molecules to A', B', C' and D' and calculate the free energy differences $\Delta F_{A \rightarrow A'}, \Delta F_{B \rightarrow B'}, \Delta F_{C \rightarrow C'}$ and $\Delta F_{D \rightarrow D'}$ respectively. Finally we calculate the free energy factors $\Delta F_{A' \rightarrow A''}, \Delta F_{B' \rightarrow B''}, \Delta F_{C' \rightarrow C''}$ and $\Delta F_{D' \rightarrow D''}$ as previously explained. Thus we get

$$\Delta F_{A+B \rightarrow C+D} = \Delta F_{A \rightarrow A'} + \Delta F_{B \rightarrow B'} - \Delta F_{C \rightarrow C'} - \Delta F_{D \rightarrow D'} + \Delta F_{A' \rightarrow A''} + \Delta F_{B' \rightarrow B''} - \Delta F_{C' \rightarrow C''} - \Delta F_{D' \rightarrow D''}. \quad (11)$$

An example for such a calculation is given in Fig. 3. The molecules that participate in the chemical reaction and the transformed molecules are presented on top and bottom respectively. In this case molecule B is matched with C and $F_{B''} = F_{C''}$. $F_{A''}$ and $F_{D''}$, which are the free energy of a free particle, are equal.

We presented an accurate and complete method for calculating molecular free energies in classical potentials. We suggested the potential application of free energy calculation of chemical reactions in classical potentials. This

application can find use in organic chemistry, biochemistry and drug discovery.

Acknowledgements

D.J. Bergman, A. Nitzan, D. Harries, G. Falkovich and B. Singh are acknowledged for the useful comments.

-
- [1] D. M. Zuckerman, Annual review of biophysics **40**, 41 (2011).
 - [2] C. Chipot and A. Pohorille, *Free energy calculations: theory and applications in chemistry and biology*, Vol. 86 (Springer, 2007).
 - [3] D. Frenkel and B. Smit, *Understanding molecular simulation: from algorithms to applications* (Academic Press, Inc. Orlando, FL, USA, 1996).
 - [4] K. Binder and D. W. Heermann, *Monte Carlo simulation in statistical physics: an introduction* (Springer, 2010).
 - [5] M. P. Allen, D. J. Tildesley, *et al.*, Computer simulation of liquids (1987).
 - [6] C. Jarzynski, Physical Review Letters **78**, 2690 (1997).
 - [7] G. Crooks, Phys. Rev. E **61**, 2361 (2000).
 - [8] W. L. Jorgensen, J. M. Briggs, and J. Gao, Journal of the American Chemical Society **109**, 6857 (1987).

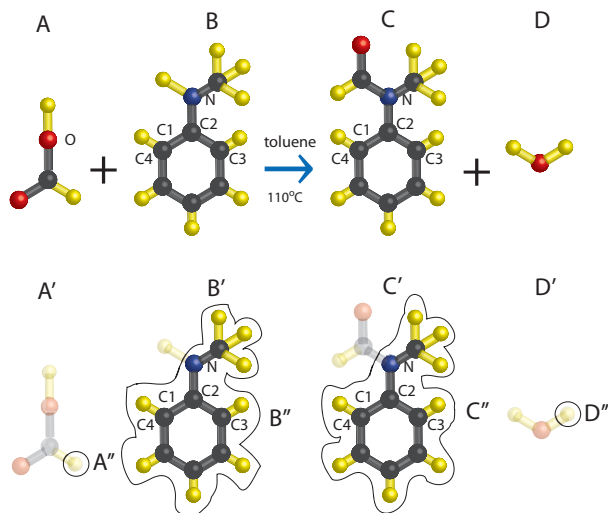


FIG. 3. A scheme of the free energy calculation of the chemical reaction: Formic acid + N-methylaniline \rightarrow N-Methylformanilide+water

- [9] J. H. Lii and N. L. Allinger, Journal of the American Chemical Society **111**, 8566 (1989).
- [10] S. Hayward and N. Go, Annual Review of Physical Chemistry **46**, 223 (1995).
- [11] S. L. Mayo, B. D. Olafson, and W. A. Goddard, Journal of Physical Chemistry **94**, 8897 (1990).
- [12] J. C. Phillips, R. Braun, W. Wang, J. Gumbart, E. Tajkhorshid, E. Villa, C. Chipot, R. D. Skeel, L. Kale, and K. Schulten, Journal of computational chemistry **26**, 1781 (2005).
- [13] B. Hess, C. Kutzner, D. Van Der Spoel, and E. Lindahl, Journal of chemical theory and computation **4**, 435 (2008).
- [14] S. Boresch and M. Karplus, The Journal of Physical Chemistry A **103**, 103 (1999).
- [15] S. Boresch, F. Tettinger, M. Leitgeb, and M. Karplus, The Journal of Physical Chemistry B **107**, 9535 (2003).
- [16] A. K. Malde, L. Zuo, M. Breeze, M. Stroet, D. Poger, P. C. Nair, C. Oostenbrink, and A. E. Mark, Journal of chemical theory and computation **7**, 4026 (2011).
- [17] A. Farhi and B. Singh, Arxiv preprint chem-ph/1501.01514 (2015).
- [18] M. A. Cuendet and M. E. Tuckerman, Journal of Chemical Theory and Computation **8**, 3504 (2012).
- [19] R. Salomon-Ferrer, D. A. Case, and R. C. Walker, Wiley Interdisciplinary Reviews: Computational Molecular Science **3**, 198 (2013).
- [20] M. L. Mugnai and R. Elber, Journal of chemical theory and computation **8**, 3022 (2012).
- [21] J. Kirkwood, The Journal of Chemical Physics **3**, 300 (1935).
- [22] T. Straatsma and J. McCammon, The Journal of chemical physics **95**, 1175 (1991).
- [23] R. Zwanzig, The Journal of Chemical Physics **22**, 1420 (1954).
- [24] C. Bennett, Journal of Computational Physics **22**, 245 (1976).
- [25] S. Kumar, J. Rosenberg, D. Bouzida, R. Swendsen, and P. Kollman, Journal of Computational Chemistry **13**, 1011 (1992).
- [26] T. C. Beutler, A. E. Mark, R. C. van Schaik, P. R. Gerber, and W. F. van Gunsteren, Chemical physics letters **222**, 529 (1994).
- [27] A. A. Zavitsas, Journal of Physical Chemistry **91**, 5573 (1987).
- [28] S. J. Blanksby and G. B. Ellison, Accounts of Chemical Research **36**, 255 (2003).
- [29] N. L. Allinger, Y. H. Yuh, and J. H. Lii, Journal of the American Chemical Society **111**, 8551 (1989).
- [30] P. M. Morse, Physical Review **34**, 57 (1929).
- [31] M. Abraham, D. Van Der Spoel, E. Lindahl, and B. Hess, GROMACS User Manual version **5** (2015).