

Introduction to the Transverse Spatial Correlations in Spontaneous Parametric Down-Conversion through the Biphoton Birth Zone

James Schneeloch* and John C. Howell†

*Department of Physics and Astronomy,
University of Rochester,
Rochester, New York 14627,
USA
Center for Coherence and Quantum Optics,
University of Rochester,
Rochester, New York 14627,
USA*

(Dated: May 17, 2022)

For the purpose of a pedagogical introduction to the spatial aspects of Spontaneous Parametric Downconversion (SPDC), we present here a detailed first-principles derivation of the transverse correlation width of photon pairs in degenerate collinear SPDC. Along the way, we discuss the quantum-optical calculation of the amplitude for the SPDC process, as well as its simplified form for nearly collinear degenerate phase matching. Following this, we show how this biphoton amplitude can be approximated with a Double-Gaussian wavefunction, give a brief discussion of the statistics of such Double-Gaussian distributions, and show how such approximations allow a simple description of the biphoton field over propagation. Next, we use this Double-Gaussian approximation to get a simplified estimation of the transverse correlation width, and compare it to more accurate calculations as well as experimental results. We then conclude with a discussion of the related concept of a biphoton birth zone, using it to develop intuition for the tradeoff between the first-order spatial coherence and biphoton correlations in SPDC.

CONTENTS

I. Introduction	1
II. Foundation: The Quantum- Optical Calculation of the Biphoton state in SPDC	2
III. Approximation for degenerate collinear SPDC	5
IV. The Double-Gaussian Approximation	7
A. Usefulness of the Double-Gaussian approximation	8
1. Propagating the Double-Gaussian field	9
V. Estimating the Transverse Correlation Width	10
A. Comparison with experimental data	10
VI. The Biphoton birth zone	11
VII. Conclusion	13
Acknowledgments	14
A. The double-Gaussian field propagated to different distances	14
References	14

I. INTRODUCTION

In continuous-variable quantum information, there are many experiments using entangled photon pairs generated by spontaneous parametric downconversion (SPDC). In short, SPDC is a $\chi^{(2)}$ -nonlinear optical process occurring in birefringent crystals where high energy “pump” photons are converted into pairs of low energy “signal” and “idler” photons. In particular, the pump field interacts coherently with the electromagnetic quantum vacuum via a nonlinear medium in such a way that as an individual event, a pump photon is destroyed, and two daughter photons (signal and idler) are created (this event happening many times). As this process is a parametric process (i.e., one in which the initial and final states of the crystal are the same), the total energy and total momentum of the field must each be conserved. Because of this, the energies and momenta of the daughter photons are highly correlated, and their joint quantum state is highly entangled. These highly entangled photon pairs may be used for any number of purposes, ranging from fundamental tests of quantum mechanics, to almost any application requiring (two-party) quantum entanglement.

In this introduction, we discuss a particularly convenient and common variety of SPDC used in quantum optics experiments. In particular, we consider illuminating a nonlinear crystal with a collimated continuous-wave pump beam, and filtering the downconverted light

* jschneel@pas.rochester.edu

† howell@pas.rochester.edu

to collect only those photon pairs with frequencies nearly equal to each other (each being about half of the pump frequency). This degenerate collinear SPDC process is amenable to many approximations, especially considering that most optical experiments are done in the paraxial regime, where all measurements are taken relatively close to the optic axis (allowing many small-angle approximations). With this sort of experimental setup in mind, we discuss the theoretical treatment of such entangled photon pairs (from first principles) in sufficient detail so as to inform the understanding and curiosity of anyone seeking to discuss or undertake such experiments¹. Indeed as we discuss all the necessary concepts preceding each approximation, much of this discussion will be useful in understanding non-collinear and non-degenerate SPDC as well.

The rest of this paper is laid out as follows. In Section 2, we discuss the derivation of the quantum biphoton field state in SPDC, as discussed in (Hong and Mandel, 1985), and (Mandel and Wolf, 1995). In addition to this, we point out what factors contribute not only to the shape of the biphoton wavefunction (defined later), but also to the magnitude of the amplitude for the biphoton generation to take place. This is important, as it determines the overall likelihood of downconversion events, and gives important details to look for in new materials in the hopes of creating brighter sources of entangled photon pairs. In Section 3, we simplify the biphoton wavefunction for the case of degenerate, collinear SPDC in the paraxial regime using the results in (Monken *et al.*, 1998). We also use geometrical arguments to explain the approximations allowed in the paraxial regime. In Section 4, we show how to further approximate this approximate biphoton wavefunction as a Double-Gaussian (as seen in (Law and Eberly, 2004) and (Fedorov *et al.*, 2009)), as the multivariate Gaussian density is well studied, and is easier to work with. In doing so, we give derivations of common statistical parameters of the Double-Gaussian wavefunction, showing its convenience in multiple applications. In Section 5, we provide a calculation of the transverse correlation width, defined as the standard deviation of the transverse distance between the signal and idler photons' positions just as they exit the nonlinear crystal. In Section 6, we explore the utility of the transverse correlation width, and introduce the concepts of the biphoton birth zone, and of the birth zone number as a measure of biphoton correlation. We conclude by using the birth zone number to gain a qualitative understanding of the tradeoff between the first-order spatial

coherence and the measurable correlations between photon pairs in the downconverted fields.

II. FOUNDATION: THE QUANTUM- OPTICAL CALCULATION OF THE BIPHOTON STATE IN SPDC

The procedure to quantize the electromagnetic field as it is used in quantum optics (Loudon, 2000; Mandel and Wolf, 1995) (as opposed to quantum field theory), is to: decompose the electromagnetic field into a sum over (cavity) modes; find Hamilton's equations of motion for each field mode; and assign to the classically conjugate variables (generalized coordinates and momenta), quantum-mechanically conjugate observables, whose commutator is $i\hbar$. From these field observables, one can obtain a Hamiltonian operator describing the evolution of the quantum electromagnetic field, and in so doing, describe the evolution of any quantum-optical system.

SPDC is a $\chi^{(2)}$ -nonlinear process. To describe it (Mandel and Wolf, 1995), we begin with the classical Hamiltonian of the electromagnetic field;

$$\mathcal{H}_{EM} = \frac{1}{2} \int d^3r (\vec{\mathbf{D}} \cdot \vec{\mathbf{E}} + \vec{\mathbf{B}} \cdot \vec{\mathbf{H}}), \quad (1)$$

where $\vec{\mathbf{D}} = \epsilon_0 \vec{\mathbf{E}} + \vec{\mathbf{P}}$. Since the electric field amplitude of the incident light on a nonlinear medium is usually substantially smaller than the electric field strength binding the atoms in a material together, we can express the polarization field $\vec{\mathbf{P}}$ as a power series in the electric field strength (Boyd, 2007), so that

$$\vec{\mathbf{P}} = \epsilon_0 [\chi^{(1)} \vec{\mathbf{E}} + \chi^{(2)} (\vec{\mathbf{E}})^2 + \chi^{(3)} (\vec{\mathbf{E}})^3 + \dots]. \quad (2)$$

Since the nonlinear interaction beyond second order is considered here to not appreciably affect the polarization, the classical Hamiltonian for the electromagnetic field can be broken up into two terms, one linear, and one nonlinear;

$$\mathcal{H}_{EM} = \mathcal{H}_L + \mathcal{H}_{NL}, \quad (3)$$

where,

$$\mathcal{H}_{NL} = \frac{1}{2} \epsilon_0 \int d^3r \tilde{\chi}_{ijl}^{(2)} E_i(\vec{\mathbf{r}}, t) E_j(\vec{\mathbf{r}}, t) E_l(\vec{\mathbf{r}}, t). \quad (4)$$

Next, since the nonlinear susceptibility $\tilde{\chi}_{ijl}^{(2)}$ ² depends on pump, signal, and idler frequencies, each of which are determined by their respective wave numbers, the nonlinear Hamiltonian is better broken down into its frequency

¹ For more extensive treatments of spontaneous parametric down-conversion, we recommend the Ph.D. theses of Lijun Wang (Wang, 1992), Warren Grice (Grice, 1997), and Paul Kwiat (Kwiat, 1993), as well as the Physics Reports article by S.P. Walborn *et al.* (Walborn *et al.*, 2010).

² At this point we would like to point out that we use the Einstein summation convention for $\tilde{\chi}_{ijl}^{(2)} E_i(\vec{\mathbf{r}}, t) E_j(\vec{\mathbf{r}}, t) E_l(\vec{\mathbf{r}}, t)$.

components:

$$\mathcal{H}_{NL} = \frac{1}{2(\sqrt{2\pi})^3} \epsilon_o \int d^3r \sum_{\vec{k}_p, \vec{k}_1, \vec{k}_2} [\tilde{\chi}_{ijl}^{(2)}(\omega(\vec{k}_p), \omega(\vec{k}_1), \omega(\vec{k}_2)) \times E_i(\omega(\vec{k}_p)) E_j(\omega(\vec{k}_1)) E_l(\omega(\vec{k}_2))], \quad (5)$$

where subscripts 1 and 2, are understood to refer to signal and idler modes, respectively.

To condense this paper, we note that when the field quantization is carried out, our electric field functions $E(\vec{r}, t)$ are replaced by the field observables $\hat{E}(\vec{r}, t)$, which separate into a sum of positive and negative frequency contributions $\hat{E}^+(\vec{r}, t)$, and $\hat{E}^-(\vec{r}, t)$, where

$$\hat{E}^+(\vec{r}, t) = \frac{1}{V^{\frac{1}{2}}} \sum_{\vec{k}, s} i \sqrt{\frac{\hbar \omega(\vec{k})}{2\epsilon_o}} \hat{a}_{\vec{k}, s}(t) \vec{\epsilon}_{\vec{k}, s} e^{i\vec{k} \cdot \vec{r}}, \quad (6)$$

and $\hat{E}^-(\vec{r}, t)$ is the hermitian conjugate of $\hat{E}^+(\vec{r}, t)$. Here, s is an index indicating component of polarization, $\vec{\epsilon}$ is a unit polarization vector, and $\hat{a}_{\vec{k}, s}(t)$ is the photon annihilation operator at time t . In addition, V is the quantization volume³, which in the standard quantization procedure, would be the volume of a cavity which can be taken to approach infinity for the free-space case.

With the electric field observables thus defined, we can obtain the quantum Hamiltonian of the electromagnetic field:

$$\hat{H} = \sum_{\vec{k}, s} \hbar \omega(\vec{k}) \hat{a}_{\vec{k}, s}^\dagger \hat{a}_{\vec{k}, s} + \frac{1}{2} \epsilon_o \int d^3r \tilde{\chi}_{ijl}^{(2)} \hat{E}_i(\vec{r}, t) \hat{E}_j(\vec{r}, t) \hat{E}_l(\vec{r}, t), \quad (7)$$

where the first term is the linear contribution to the Hamiltonian. Though this Hamiltonian looks relatively simple, the field operator $\hat{E}(\vec{r}, t) = \hat{E}^+(\vec{r}, t) + \hat{E}^-(\vec{r}, t)$, so that the integral in (7) actually contains eight terms. These terms correspond to all different χ^2 processes (e.g., sum-frequency generation, difference-frequency generation, optical rectification, etc.), each of which has its own probability amplitude of occurring. However, given that we have a single input field (i.e., the pump field), and start with no photons in either of the signal and idler fields, the only energy-conserving contributions to the Hamiltonian (i.e., the only significant contributions

⁴) are transitions (forward and backward) where pump photons are annihilated, and signal-idler photon pairs are created.

Our first approximation (beyond what was done to get (7) to begin with) is that the pump beam is bright enough to be treated classically, and that the pump intensity is not significantly diminished due to downconversion events. This "undepleted pump" approximation, along with keeping only the energy-conserving terms, gives us the simplified Hamiltonian:

$$\hat{H} = H_L + \frac{1}{2} \epsilon_o \int d^3r (\tilde{\chi}_{ijl}^{(2)}(\vec{r}) E_i(\vec{r}, t) \hat{E}_j^-(\vec{r}, t) \hat{E}_l^-(\vec{r}, t) + h.c.), \quad (8)$$

which we then expand in the modes of the signal, and idler fields;

$$\begin{aligned} \hat{H} = H_L &+ \frac{1}{2} \epsilon_o \int d^3r \left(\frac{-1}{V} \sum_{\vec{k}_1, s_1} \sum_{\vec{k}_2, s_2} \tilde{\chi}_{ijl}^{(2)}(\vec{r}; \omega(\vec{k}_p), \omega(\vec{k}_1), \omega(\vec{k}_2)) \right. \\ &\times \sqrt{\frac{\hbar^2 \omega(\vec{k}_1) \omega(\vec{k}_2)}{4\epsilon_o^2}} e^{-i(\vec{k}_1 + \vec{k}_2) \cdot \vec{r}} E_i(\vec{r}, t) \\ &\times \hat{a}_{\vec{k}_1, s_1}^\dagger(t) \hat{a}_{\vec{k}_2, s_2}^\dagger(t) (\vec{\epsilon}_{\vec{k}_1, s_1})_j (\vec{\epsilon}_{\vec{k}_2, s_2})_l + h.c. \Big). \end{aligned} \quad (9)$$

Next, we assume the pump is sufficiently narrowband, so that we can, to a good approximation, separate out the time dependence of the pump field as a complex exponential of frequency ω_p . In addition, we assume the pump field to be sufficiently well-collimated so that, to a good approximation, we can also separate out the longitudinal dependence of the pump field⁵. At this point, we define the transverse momenta \vec{q}_p , \vec{q}_1 , and \vec{q}_2 , as the projections of the pump wave vector \vec{k}_p , the signal wave vector \vec{k}_1 , and the idler wave vector \vec{k}_2 , onto the plane transverse to the optic axis respectively. We also define k_{pz} , k_{1z} , and k_{2z} , as the longitudinal components of the

³ The quantization volume is the volume of the hypothetical cavity containing the modes of the electromagnetic field. For simplicity, the cavity is taken to be rectangular, so the sum over modes is straightforward using boundary conditions in Cartesian coordinates. To get an accurate representation of the electromagnetic field in free space, we may take the quantization volume to be arbitrarily large.

⁴ The reason the non-energy-conserving terms in (7) can be neglected is due to the rotating wave approximation. In calculating the amplitude for the downconversion process, and converting to the interaction picture, all other contributions to this amplitude will have complex exponentials oscillating much faster than $\Delta\omega \equiv \omega_p - \omega_1 - \omega_2$. Since each of these contributions (oscillating at frequency ω) when integrated give amplitudes proportional to $\text{sinc}(\frac{\omega T}{2})$, and the propagation time T through the crystal is fixed, these Sinc functions become negligibly small for large ω . Since $\Delta\omega$ is small for nearly degenerate SPDC, the energy-conserving contribution dominates over the non-conserving contributions.

⁵ For a reference that examines in detail how the downconverted light is affected by the pump spatial profile, we recommend the reference (Pittman *et al.*, 1996). For a reference that treats SPDC with short pump pulses (as opposed to continuous-wave), see (Keller and Rubin, 1997).

corresponding wave vectors. With this in mind, we express the pump field as an integral over plane waves:

$$E_i(\vec{r}, t) = \frac{1}{2\pi} \int d^2 q_p \tilde{E}_i(\vec{q}_p, t) e^{i(\vec{q}_p \cdot \vec{r})} e^{i(k_{zp} z - \omega_p t)}. \quad (10)$$

By separating out the transverse components of the wave vectors, we make the Hamiltonian easier to simplify in later steps. As one additional simplification, we define the pump polarization vector $\vec{\epsilon}_{\vec{k}_p}$, so that $E_i(\vec{q}_p, t) = E(\vec{q}_p, t)(\vec{\epsilon}_{\vec{k}_p})_i$. With the transverse components separated out, and the narrowband pump approximation made, the Hamiltonian takes the form:

$$\begin{aligned} \hat{H} &= H_L \\ &+ \frac{1}{4\pi} \epsilon_o \int d^3 r d^2 q_p \left(\frac{-1}{V} \sum_{\vec{k}_1, s_1} \sum_{\vec{k}_2, s_2} \tilde{\chi}_{ijl}^{(2)}(\vec{r}; \omega(\vec{k}_p), \omega(\vec{k}_1), \omega(\vec{k}_2)) \right. \\ &\times (\vec{\epsilon}_{\vec{k}_1, s_1})_j (\vec{\epsilon}_{\vec{k}_2, s_2})_l (\vec{\epsilon}_{\vec{k}_p})_i \sqrt{\frac{\hbar^2 \omega(\vec{k}_1) \omega(\vec{k}_2)}{4\epsilon_0^2}} \\ &\times e^{-i(\Delta\vec{q}) \cdot \vec{r}} e^{-i\Delta k_z z} e^{-i\omega_p t} \tilde{E}_i(\vec{q}_p, t) \hat{a}_{\vec{k}_1, s_1}^\dagger(t) \hat{a}_{\vec{k}_2, s_2}^\dagger(t) + h.c. \Big), \end{aligned} \quad (11)$$

where we define $\Delta\vec{q} \equiv \vec{q}_1 + \vec{q}_2 - \vec{q}_p$, and $\Delta k_z \equiv k_{1z} + k_{2z} - k_{pz}$.

In most experimental setups (including the one we consider here), the nonlinear crystal is a simple rectangular prism, centered at $\vec{r} = 0$, and with side lengths L_x , L_y , and L_z . Here, we assume the crystal is isotropic, so that $\chi_{ijl}^{(2)}$ does not depend on \vec{r} . To simplify the subsequent calculations, we assume the crystal to be embedded in a linear optical medium of the same index of refraction to avoid dealing with multiple reflections. Alternatively, we could assume the crystal has an anti-reflective coating to the same effect. We can then carry out the integral over the spatial coordinates (from $-\frac{L}{2}$ to $\frac{L}{2}$ in each direction) (such that $d^3 r = dx dy dz$), to get the Hamiltonian:

$$\begin{aligned} \hat{H} &= H_L \\ &+ \frac{1}{4\pi} \epsilon_o \int d^2 q_p \left[\frac{-L_x L_y L_z}{V} \sum_{\vec{k}_1, s_1} \sum_{\vec{k}_2, s_2} [\tilde{\chi}_{ijl}^{(2)}(\omega(\vec{k}_p), \omega(\vec{k}_1), \omega(\vec{k}_2)) \right. \\ &\times (\vec{\epsilon}_{\vec{k}_p})_i (\vec{\epsilon}_{\vec{k}_1, s_1})_j (\vec{\epsilon}_{\vec{k}_2, s_2})_l] \sqrt{\frac{\hbar^2 \omega(\vec{k}_1) \omega(\vec{k}_2)}{4\epsilon_0^2}} \\ &\times \text{sinc}\left(\frac{\Delta q_x L_x}{2}\right) \text{sinc}\left(\frac{\Delta q_y L_y}{2}\right) \text{sinc}\left(\frac{\Delta k_z L_z}{2}\right) e^{-i\omega_p t} \tilde{E}(\vec{q}_p, t) \\ &\times \hat{a}_{\vec{k}_1, s_1}^\dagger(t) \hat{a}_{\vec{k}_2, s_2}^\dagger(t) + h.c. \Big]. \end{aligned} \quad (12)$$

Note that the Sinc function, $\text{sinc}(x)$, is defined here as $\sin(x)/x$.

To obtain the state of the downconverted fields, one can readily use first-order time-dependent perturbation

theory. To see why this is, we can compare the nonlinear classical Hamiltonian to the linear Hamiltonian using typical experimental parameters of a pump field intensity of $1mW/mm^2$, and signal/idler intensities of about $1pW/mm^2$. As such, the nonlinear contribution to the total Hamiltonian is indeed very small relative to the linear part, and the consequent results we obtain from these first order calculations should be quite accurate.

Using first-order time-dependent perturbation theory, the state of the signal and idler fields in the interaction picture can be computed as follows:

$$|\Psi(t)\rangle \approx \left(1 - \frac{i}{\hbar} \int_0^t dt' H_{NL}(t')\right) |\Psi(0)\rangle. \quad (13)$$

Note that in the interaction picture, operators evolve according to the unperturbed Hamiltonian, so that $\hat{a}^\dagger(t) = \hat{a}^\dagger(0)e^{i\omega t}$. Here, the initial state of the signal and idler fields $|\Psi(0)\rangle$ is given to be the vacuum state $|0_1, 0_2\rangle$, which means that the hermitian conjugate (with its lowering operators) will not contribute to the state of the downconverted photon fields.

Before we calculate the state of the downconverted photon fields (up to a normalization factor), we make use of some simplifying assumptions. First, we assume that the polarizations of the downconverted photons are fixed, so that we can neglect the sums over s_1 and s_2 , effectively making the sum over one value. With this, the sum over the components of the nonlinear susceptibility is proportional to the value $d_{\text{eff}} \equiv \frac{1}{2}\chi_{\text{eff}}^{(2)}$, which is the effective experimentally determined coefficient for the nonlinear interaction. Second, we assume that the nonlinear crystal is much larger than the optical wavelengths considered here, so that the sums over \vec{k}_1 and \vec{k}_2 can be replaced by integrals in the following way:

$$\lim_{V \rightarrow \infty} \frac{1}{V} \sum_{\vec{k}_1, s_1} = \frac{1}{(2\pi)^3} \sum_{s_1} \int d^3 k_1. \quad (14)$$

In order to carry this substitution out (since we would need a quotient of $1/V^2$ to simplify H_{NL}), we use the Heisenberg-picture calculation of the rate of downconversion events, which is proportional to $\langle \hat{E}^{(-)}(\vec{r}_1, t) \hat{E}^{(+)}(\vec{r}_1, t) \rangle$ from (Hong and Mandel, 1985). With these simplifications, we can express the nonlinear Hamiltonian in such a way that both the sums are replaced by integrals, while still accurately reflecting the relative likelihood of downconversion events;

$$\begin{aligned} H_{NL} &\approx C_{NL} d_{\text{eff}} \sqrt{L_x L_y} \iint d^3 k_1 d^3 k_2 \sqrt{\omega(\vec{k}_1) \omega(\vec{k}_2)} \\ &\times \int d^2 q_p \left[\prod_{m=1}^3 \text{sinc}\left(\frac{\Delta k_m L_m}{2}\right) \right] \tilde{E}(\vec{q}_p, t) e^{i\Delta\omega t} \\ &\times \hat{a}^\dagger(\vec{k}_1) \hat{a}^\dagger(\vec{k}_2), \end{aligned} \quad (15)$$

where C_{NL} is a constant. Note that here, $\Delta k_x = \Delta q_x$ and $\Delta k_y = \Delta q_y$, to condense notation.

With one additional assumption, that the slowly-varying pump amplitude (excluding $e^{i\omega_p t}$) is essentially constant over the time light takes to propagate through the crystal, the integral over this nonlinear Hamiltonian becomes an integral of a constant times $e^{i\Delta\omega t}$ (where $\Delta\omega \equiv \omega_p - \omega_1 - \omega_2$). With this integral, we get our first look at the state of the downconverted field exiting the crystal:

$$\begin{aligned} |\Psi_{SPDC}\rangle &\approx C_0 |0_1, 0_2\rangle \\ &+ C_1 d_{eff} \sqrt{I_p L_x L_y T^2} \iint d^3 k_1 d^3 k_2 \Phi(\vec{k}_1, \vec{k}_2) \\ &\times \sqrt{\omega(\vec{k}_1)\omega(\vec{k}_2)} e^{\frac{i\Delta\omega T}{2}} \text{sinc}\left(\frac{\Delta\omega T}{2}\right) \hat{a}^\dagger(\vec{k}_1) \hat{a}^\dagger(\vec{k}_2) |0_1, 0_2\rangle. \end{aligned} \quad (16)$$

Here, T is the time it takes light to travel through the crystal; I_p is the intensity of the pump beam; $|0_1, 0_2\rangle$ is the (Fock) vacuum state with zero photons in the signal mode and zero photons in the idler mode, and;

$$\Phi(\vec{k}_1, \vec{k}_2) \equiv \int d^2 q_p \left[\prod_{m=1}^3 \text{sinc}\left(\frac{\Delta k_m L_m}{2}\right) \right] \nu(\vec{q}_p), \quad (17)$$

is, up to a normalization constant, the biphoton wavefunction in momentum space (where $\nu(\vec{q}_p)$ is the normalized pump amplitude spectrum). To see how this works, we note that the biphoton probability amplitude can be expressed as $\langle 0_1, 0_2 | \hat{a}(\vec{k}_1) \hat{a}(\vec{k}_2) | \Psi_{SPDC} \rangle$. When we normalize this probability amplitude, by integrating its magnitude square over all values of \vec{k}_1 , and \vec{k}_2 , and setting this integral equal to unity, the resulting normalized probability amplitude has the necessary properties (for our purposes) of a biphoton wavefunction⁶. With approximations to be made in the next section, only $\Phi(\vec{k}_1, \vec{k}_2)$ will govern the transverse momentum probability distribution of the biphoton field.

The factors preceding the biphoton wavefunction are still important to understand because (with some algebra) they contribute to the rate of downconversion events (R_{SPDC}). In particular:

$$R_{SPDC} \propto d_{eff}^2 P_p L_z, \quad (18)$$

where P_p is the pump power (in Watts). This proportionality also follows from more rigorous calculations of

the rate of downconversion events (Hong and Mandel, 1985; Kleinman, 1968), though only in the approximation where the minuscule signal/idler fields don't appreciably contribute to the likelihood of downconversion events. In those more rigorous calculations, the conversion efficiency (biphotons made per incident pump photon) is of the order 10^{-8} ⁷, which again shows just how weak these signal/idler fields are relative to the pump field, and why first-order perturbation theory is sufficient to get a reasonably accurate representation of the state of the downconverted fields. We also note that although beam size doesn't affect the global rate of downconversion events, it does affect the fraction of those downconversion events that are likely to be counted by a detector near the optic axis⁸. Even so, these factors are useful to know when selecting a crystal as a source of entangled photon pairs. For example, with a constant power pump beam, a longer crystal will be a brighter source of photon pairs. However, there is a tradeoff; the degree of correlation between the signal and idler photons decreases with increasing crystal length (as we shall show).

III. APPROXIMATION FOR DEGENERATE COLLINEAR SPDC

To obtain a relatively simple expression for the biphoton field in SPDC, we have made multiple (though reasonable) simplifying assumptions. We have assumed that the pump is narrowband and collimated so that it is nearly monochromatic, while also having a momentum spectrum whose longitudinal components dominate over its transverse components. We next assumed that the pump is bright enough to be treated classically, but not so bright that the perturbation series approximation to the nonlinear polarization breaks down. In addition, we assumed that we need not consider multiple reflections, and that the crystal is large compared to an optical wavelength so that sums over spatial modes may be replaced by integrals. We have also assumed that the pump is bright enough that it is not attenuated appreciably due to downconversion events.

Now, we consider the experimental case where we place frequency filters over photon detectors, so that we may

⁶ Though it is not technically accurate to speak of a biphoton wavefunction since expectation values are in fact carried out with $|\Psi_{SPDC}\rangle$, and $\Phi(\vec{k}_1, \vec{k}_2)$ does not evolve according to the Schrödinger equation ($|\Psi_{SPDC}\rangle$ does, though), $\Phi(\vec{k}_1, \vec{k}_2)$ is a square-integrable function in a two-particle joint Hilbert space that accurately describes the relative measurement statistics of the biphotons.

⁷ Including the collection/coupling efficiencies in many quantum-topical experiments, the measured conversion efficiency is closer to 10^{-10} .

⁸ The rate of downconversion events yielding biphotons propagating close to the optic axis increases with a smaller beam size, but only to a point. For a good summary, see (Ling *et al.*, 2008). For a more detailed discussion on how focusing affects the fraction of downconverted light propagating near the optic axis, see (Ljunggren and Tengner, 2005). For a more rigorous discussion of how the rate of downconversion events (i.e., the signal/idler power) changes with the crystal length, see (Loudon, 2000).

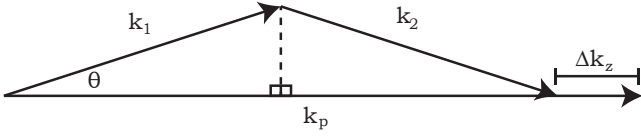


FIG. 1: Diagram of the relationship between the pump, signal, and idler momenta, in standard (not necessarily collinear) phase matching.

only examine downconversion events which are degenerate (where $\omega_1 = \omega_2$), and perfectly energy-conserving ($\Delta\omega = 0$). In this case, along with all the previous assumptions made, we define a new constant of normalization \tilde{C}_1 (absorbing factors outside the integrals), and obtain the following simplified expression for the state of the downconverted field as seen in (Monken *et al.*, 1998);

$$|\Psi_{SPDC}\rangle \approx C_0|0_1, 0_2\rangle + \tilde{C}_1 \iint d^3k_1 d^3k_2 \Phi(\vec{k}_1, \vec{k}_2) \hat{a}^\dagger(\vec{k}_1) \hat{a}^\dagger(\vec{k}_2) |0_1, 0_2\rangle. \quad (19)$$

Here, the biphoton wavefunction $\Phi(\vec{k}_1, \vec{k}_2)$ is as defined previously (17). Next, we use the fact that the transverse dimensions of the crystal are much larger than the pump wavelength to carry out the integral over the transverse pump momentum.

$$\begin{aligned} \Phi(\vec{k}_1, \vec{k}_2) &= \text{sinc}\left(\frac{\Delta k_z L_z}{2}\right) \\ &\times \int d^2q_p \left[\text{sinc}\left(\frac{\Delta k_x L_x}{2}\right) \text{sinc}\left(\frac{\Delta k_y L_y}{2}\right) \right] \nu(k_{px}, k_{py}), \end{aligned} \quad (20)$$

The significant contributions of the Sinc functions to the integral will come from when, for example, $\Delta k_x < \frac{\pi k_p}{2\Omega}$, where Ω is the ratio of the width of the crystal L_x to the pump wavelength λ_p . Where the crystal is much wider than a pump wavelength, Ω is large, and we see the Sinc function will only contribute significantly when Δk_x is only a very small fraction of k_p . Thus, with a renormalization, the sincs act like delta functions, setting $\vec{q}_p = \vec{q}_1 + \vec{q}_2$, and giving us the biphoton wavefunction:

$$\Phi(\vec{k}_1, \vec{k}_2) = \mathcal{N} \text{sinc}\left(\frac{\Delta k_z L_z}{2}\right) \nu(\vec{q}_1 + \vec{q}_2), \quad (21)$$

where \mathcal{N} is a normalization constant.

Since most experiments are done in the paraxial regime, we use such approximations to get the Sinc-Gaussian biphoton wavefunction, ubiquitous in the literature. With the previous assumptions already made, we point out that in degenerate, collinear SPDC, $|\vec{k}_1| = |\vec{k}_2| = |\vec{k}_p|/2$, which we redefine as k_1, k_2 , and $k_p/2$, to simplify notation. In addition, since the transverse pump momentum is essentially equal to the sum of the transverse signal and idler momenta, the three vectors can be readily drawn on a plane, as seen in Fig. 1.

Let θ be the angle between the pump momentum \vec{k}_p and the signal or idler momentum vectors \vec{k}_1 and \vec{k}_2 . This angle θ is small enough that we may use the small-angle approximation to find an expression for Δk_z in terms of easier-to-measure quantities. Using the conservation of each component of the total momentum, we get the following equations:

$$k_p = (k_1 + k_2) \cos(\theta) + \Delta k_z, \quad (22)$$

$$\frac{|\vec{q}_1 - \vec{q}_2|}{2} = k_1 \sin(\theta). \quad (23)$$

Using the small-angle approximation, and substituting one equation into the other, we find:

$$\Delta k_z \approx \frac{|\vec{q}_1 - \vec{q}_2|^2}{2k_p}. \quad (24)$$

Finally, when we assume the transverse pump momentum profile is a Gaussian,

$$\nu(\vec{q}_p) = \left(\frac{2\sigma_p^2}{\pi}\right)^{\frac{1}{4}} e^{-\sigma_p^2 |\vec{q}_p|^2}, \quad (25)$$

with σ_p being the pump radius in position space⁹, we renormalize, and find the biphoton wavefunction to be:

$$\Phi(\vec{k}_1, \vec{k}_2) = \mathcal{N} \text{sinc}\left(\frac{L_z \lambda_p}{8\pi} |\vec{q}_1 - \vec{q}_2|^2\right) e^{-\sigma_p^2 |\vec{q}_1 + \vec{q}_2|^2}. \quad (26)$$

To obtain a transverse correlation width from this biphoton wavefunction, we need transform it to position space. Fortunately, this biphoton wavefunction is approximately¹⁰ separable (subject to our paraxial approximation) into horizontal and vertical wavefunctions. In addition, we can find an orthogonal set of coordinates in terms of sums and differences of momenta that allows us to transform this wavefunction by transforming the Sinc function and Gaussian individually. While transforming the Gaussian is extremely straightforward, transforming the concurrent Sinc-based function is more challenging, owing to that it is a Sinc function of the square of a momentum coordinate, and is not in most dictionaries of transforms.

⁹ The pump radius σ_p in position space is defined as the standard deviation of $\frac{x_1 + x_2}{2}$. This is justified by noting that the pump radius in momentum space is explicitly given by the standard deviation of $(k_{1x} + k_{2x})$, and using the properties of Fourier transformed Gaussian wavefunctions.

¹⁰ For small values of x and y , $\text{sinc}(x + y) \sim \text{sinc}(x)\text{sinc}(y)$. For typical experimental parameters, the argument of the Sinc function is of the order 10^{-3} , even for transverse momenta as large as the pump momentum. With the paraxial approximation, the transverse momenta are much smaller than the pump momentum, and so the arguments of the Sinc functions are very small indeed.

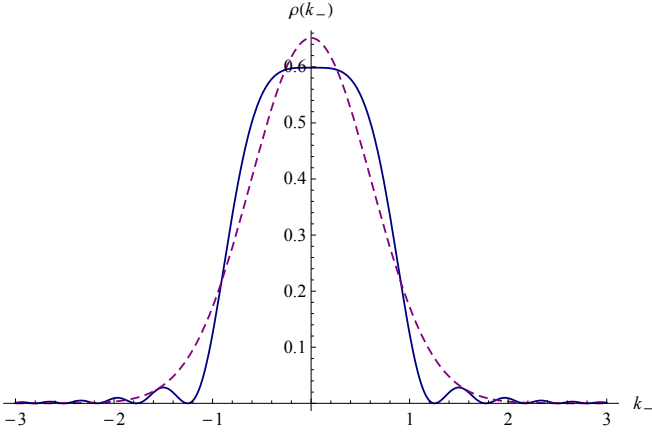


FIG. 2: Plot comparing estimates of the momentum difference probability density $\rho(k_-)$. The solid (blue) curve with wavy side-bands gives our Sinc-based probability density estimate (29), where we set $a = 2$ for convenience. The dashed (magenta) Gaussian curve gives our Gaussian-based probability density estimate with matching means and variances.

IV. THE DOUBLE-GAUSSIAN APPROXIMATION

In what follows here, we approximate the Sinc-Gaussian biphoton momentum-space wavefunction (26) as a Double-Gaussian function (as seen in (Law and Eberly, 2004) and (Fedorov *et al.*, 2009)), by matching the second order moments in the sums and differences of the transverse momenta. Transforming this approximate wavefunction to position space, and computing the correlation width gives us an estimate of the true correlation width seen experimentally that we later compare with more exact calculations and experimental data. In addition, we take a moment to explore the conveniences that come with the Double-Gaussian wavefunction.

In this analysis, we consider only the horizontal components of the transverse momenta, since the statistics are identical (with our approximations) in both transverse dimensions. The transverse pump profile is already assumed to be a Gaussian. Our first step is to transform to a rotated set of coordinates to separate the Sinc function from the Gaussian.

Let

$$k_+ = \frac{k_{1x} + k_{2x}}{\sqrt{2}} \quad \text{and} \quad k_- = \frac{k_{1x} - k_{2x}}{\sqrt{2}}. \quad (27)$$

With these rotated coordinates the (horizontal) biphoton wavefunction becomes:

$$\phi(k_+, k_-) = \mathcal{N} \text{sinc}\left(\frac{L_z \lambda_p}{4\pi} k_-^2\right) e^{-2\sigma_p^2 k_+^2}. \quad (28)$$

Taking the modulus-squared and integrating over k_+ ,

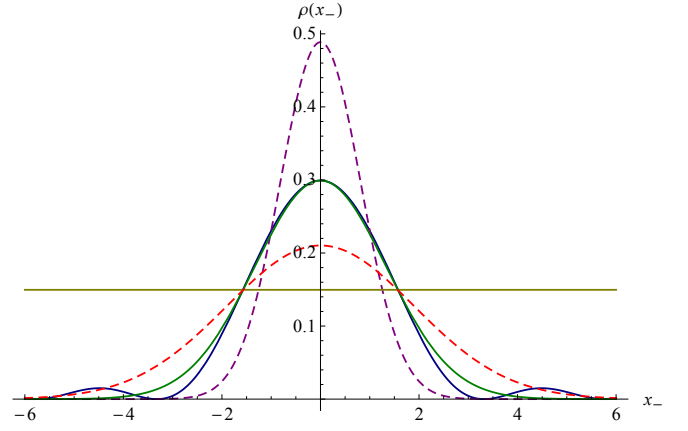


FIG. 3: Plot comparing different estimates of $\rho(x_-)$. The solid blue wavy curve is our most accurate estimate from the transformed Sinc-based distribution (44). The tall dashed (magenta) curve is the Gaussian distribution obtained from matching momentum means and variances, while the shallow dashed (red) curve is the Gaussian distribution obtained by matching position means and variances. The solid (green) curve gives us a refined Gaussian approximation, by setting the central maximums equal to one another. The flat (gold) line, gives the height of the half maximum of the Sinc-based probability density (44) (blue curve). We see that the widths of half maximum are nearly identical (off by less than 0.3%) for the Sinc-based and refined Gaussian distributions. Again, we set $a = 2$ for convenience.

we isolate the probability density for k_- :

$$\rho(k_-) = \frac{3}{4} \sqrt{\frac{a}{\pi}} \text{sinc}^2(ak_-^2) \quad (29)$$

where $a \equiv \frac{L_z \lambda_p}{4\pi}$, for convenience. $\rho(k_-)$ is an even function, so its first-order moment, the expectation $\langle k_- \rangle = 0$. The second-order moment is nonvanishing, with a value $\langle k_-^2 \rangle = \frac{3}{4a}$. With this second order moment, we can fit $\rho(k_-)$ to a Gaussian by matching these moments. In doing so, $\rho(k_-)$ is approximately a Gaussian with width $\sigma_{k_-}^2 \equiv \frac{3}{4a}$.

To see how good this Gaussian approximation of $\rho(k_-)$ is, we show in Fig. 2, both the Sinc-based probability density (in momentum space) and the approximate Gaussian density with matched moments. The overall scale of the central peak is captured but the shape is significantly different. However, a Gaussian probability density for the position difference density, $\rho(x_-)$, appropriately scaled is a good approximation for values near the central peak (though the oscillatory behavior of the wings is still not captured). In Fig. 3, we plot various choices of an approximate Gaussian density for our transformed Sinc-based joint position density function. We find that simply setting the central maxima of both densities equal to each

TABLE I: Statistics of the Double Gaussian

Name	Value
marginal means	$\langle x_1 \rangle = \langle x_2 \rangle = 0$
conditioned mean	$\langle x_2 \rangle_{\rho(x_2 x_1)} = x_1 - \frac{2x_1\sigma_{x-}^2}{\sigma_{x+}^2 + \sigma_{x-}^2} = rx_1$
marginal variance	$\sigma_{x_1}^2 = \sigma_{x_2}^2 = \frac{\sigma_{x+}^2 + \sigma_{x-}^2}{2}$
conditioned variance	$\sigma_{(x_1 x_2)}^2 = \sigma_{(x_2 x_1)}^2 = \frac{2\sigma_{x+}^2\sigma_{x-}^2}{\sigma_{x+}^2 + \sigma_{x-}^2}$
co-variance	$\langle x_1x_2 \rangle - \langle x_1 \rangle \langle x_2 \rangle = \frac{\sigma_{x+}^2 - \sigma_{x-}^2}{2}$
Pearson r value	$r = \frac{\langle x_1x_2 \rangle - \langle x_1 \rangle \langle x_2 \rangle}{\sigma_{x_1}\sigma_{x_2}} = \frac{\sigma_{x+}^2 - \sigma_{x-}^2}{\sigma_{x+}^2 + \sigma_{x-}^2}$
joint entropy	$h(x_1, x_2) = \log(2\pi e \sigma_{x+} \sigma_{x-})$
marginal entropy	$h(x_1) = \frac{1}{2} \log(\pi e (\sigma_{x+}^2 + \sigma_{x-}^2))$
mutual information	$h(x_1 : x_2) = \log \left(\frac{\sigma_{x+}^2 + \sigma_{x-}^2}{2\sigma_{x+}\sigma_{x-}} \right)$ $= \log \left(\frac{\sigma_{x_1}}{\sigma_{(x_1 x_2)}} \right)$

other works very well, as discussed in the next section.

By approximating the Sinc-Gaussian wavefunction as a Double-Gaussian wavefunction, the inverse Fourier transform to position space becomes very straightforward. We note that k_+ and k_- form an orthogonal pair of coordinates, as k_{1x} and k_{2x} do. Because of this, the inverse Fourier transform is separable¹¹, and we find:

$$\psi(x_+, x_-) \approx \left(\frac{1}{\sqrt{2\pi\sigma_{x+}\sigma_{x-}}} \right) e^{-\frac{x_-^2}{4\sigma_{x-}^2}} e^{-\frac{x_+^2}{4\sigma_{x+}^2}}. \quad (30)$$

where $\sigma_{x-}^2 = \frac{1}{4\sigma_{k-}^2}$, $\sigma_{x+}^2 = \frac{1}{4\sigma_{k+}^2} = 2\sigma_p^2$.

A. Usefulness of the Double-Gaussian approximation

Here, we digress to discuss the usefulness of the Double-Gaussian approximation. To begin, we express x_+ and x_- in terms of x_1 and x_2 , and take the magnitude-squared to get a Double-Gaussian probability density ρ^{DG} :

$$\rho^{DG}(x_1, x_2) = \left(\frac{1}{2\pi\sigma_{x+}\sigma_{x-}} \right) e^{-\frac{(x_1-x_2)^2}{4\sigma_{x-}^2}} e^{-\frac{(x_1+x_2)^2}{4\sigma_{x+}^2}}. \quad (31)$$

¹¹ The Fourier transform convention we use is the unitary convention: $\tilde{\psi}(k_{1x}, k_{2x}) = \frac{1}{2\pi} \iint dx_1 dx_2 e^{-i(x_1 k_{1x} + x_2 k_{2x})} \psi(x_1, x_2)$, and $\psi(x_1, x_2) = \frac{1}{2\pi} \iint dk_{1x} dk_{2x} e^{i(x_1 k_{1x} + x_2 k_{2x})} \tilde{\psi}(k_{1x}, k_{2x})$. Since the Fourier transform is invariant under rotations (i.e., since the argument in the exponential can be thought of as a dot product between two vectors), we get identical formulas for the Fourier transform in rotated coordinates. In particular, we find $\psi(x_+, x_-) = \frac{1}{2\pi} \iint dk_+ dk_- e^{i(x_+ k_+ + x_- k_-)} \tilde{\psi}(k_+, k_-)$.

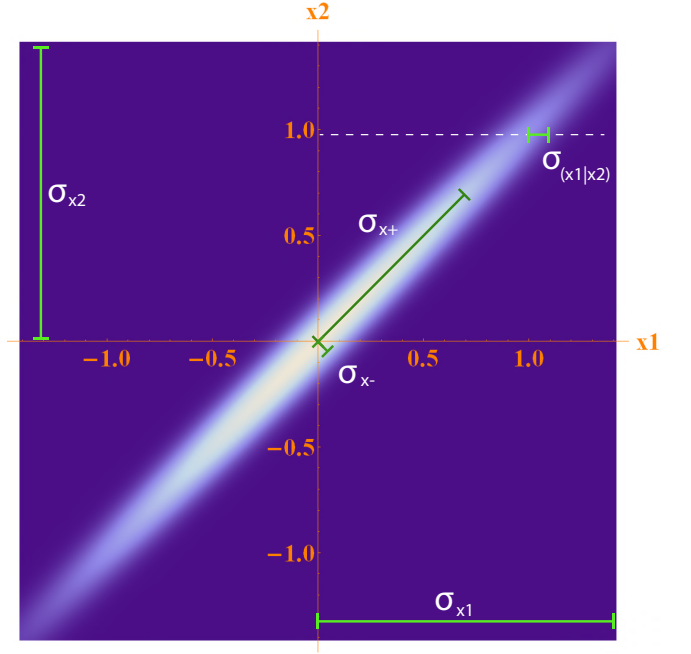


FIG. 4: Plot of the Double-Gaussian probability density for $\sigma_{x+} = 1$ unit and $\sigma_{x-} = 0.075$ units. The horizontal dotted line indicates a particular value of x_2 , so that the half-width of the Gaussian along that dotted line is the conditioned half-width $\sigma_{(x_2|x_1)}$. For similar scalings, the equivalent Sinc-Gaussian distribution will have subtle side bands (at about 5.0% the maximum intensity) parallel to the long axis of this Double-Gaussian as may be seen from Fig. 3.

Here, we define the transverse correlation width as the standard deviation of the distance between x_1 and x_2 (i.e., $\sigma_{(x_1-x_2)}$). This is not defined as a half-width, since it represents the full width (at $\frac{1}{\sqrt{e}}$ of the maximum) of the signal and idler photons' position distributions conditioned on the location of the prior pump photon (see Section VI). For the Double-Gaussian density, the transverse correlation width, $\sigma_{(x_1-x_2)}$, is $\sqrt{2}\sigma_{x-}$.

Alternatively, the Double-Gaussian density can be put into the standard form of a bi-variate Gaussian density function;

$$\rho^{DG}(x_1, x_2) = \left(\frac{\sqrt{ac-b^2}}{\pi} \right) e^{-(ax_1^2 + 2bx_1x_2 + cx_2^2)}, \quad (32)$$

where

$$a = c = \frac{\sigma_{x+}^2 + \sigma_{x-}^2}{4\sigma_{x+}^2\sigma_{x-}^2}, \quad (33)$$

$$b = \frac{\sigma_{x-}^2 - \sigma_{x+}^2}{4\sigma_{x+}^2\sigma_{x-}^2}. \quad (34)$$

This Double-Gaussian probability density has a number of useful properties. First, it is separable into single

Gaussians in rotated coordinates, making many integrals straightforward to do analytically. Second, the marginal and conditional probability densities of the Double Gaussian density function are also Gaussian density functions. Because of this, many statistics of the Double-Gaussian density have particularly simple forms. For examples, consider the statistics in Table 1.

In addition, the Double-Gaussian is uniquely defined by its marginal and conditioned means and variances. As seen in Fig. 4, these values give a straightforward characterization of the overall shape of the Double-Gaussian distribution.

1. Propagating the Double-Gaussian field

One especially useful aspect of the Double-Gaussian wavefunction, is that it is simple to propagate (in the paraxial regime). Given the transverse momentum amplitude profile of a nearly monochromatic optical field in one transverse plane, we can find the transverse momentum profile at another optical plane by multiplying it by the paraxial free-space transfer function $T_{fs}(z : k_x, k_y)$ ¹²:

$$T_{fs}(z : k_x, k_y) = e^{ikz - \frac{iz}{2k}(k_x^2 + k_y^2)}. \quad (35)$$

For an entangled pair of optical fields at half the pump frequency, the full transfer function becomes:

$$\begin{aligned} T_{fs}(z_1, z_2 : k_{1x}, k_{1y}, k_{2x}, k_{2y}) = \\ = e^{i\frac{k_p}{2}(z_1 + z_2) - \frac{iz_1}{k_p}(k_{1x}^2 + k_{1y}^2) - \frac{iz_2}{k_p}(k_{2x}^2 + k_{2y}^2)}. \end{aligned} \quad (36)$$

Since a global constant phase $e^{i\frac{k_p}{2}(z_1 + z_2)}$ can come outside the Fourier transform integral, and the relative phases and amplitudes in position space will be independent of this factor, we can remove it from the transfer function, and express the remaining transfer function simply as a product of a horizontal and vertical transfer function:

$$\begin{aligned} T_{fs}(z_1, z_2 : k_{1x}, k_{1y}, k_{2x}, k_{2y}) = \\ = T_{fsx}(z_1, z_2 : k_{1x}, k_{2x}) T_{fsy}(z_1, z_2 : k_{1y}, k_{2y}). \end{aligned} \quad (37)$$

where

$$T_{fsx}(z_1, z_2 : k_{1x}, k_{2x}) = e^{-\frac{iz_1 k_{1x}^2}{k_p}} e^{-\frac{iz_2 k_{2x}^2}{k_p}}, \quad (38)$$

¹² The free space transfer function comes about due to the momentum decomposition of an optical field being a sum (or integral) over plane waves. For each plane wave defined by k , k_x , and k_y , we add a phase corresponding to the plane wave translating a total forward distance z . The particular form of the free space transfer function used here is due to the small angle- or paraxial approximation. For a good reference on this topic, see (Goodman *et al.*, 1968).

and $T_{fsy}(z_1, z_2 : k_{1y}, k_{2y})$ is similarly defined.

Because our position-space wavefunction is also (approximately) separable into a product of vertical and horizontal wavefunctions, we can propagate $\psi^{DG}(x_1, x_2)$ (i.e., the Double-Gaussian approximation to $\psi(x_1, x_2)$), without having to propagate the entire joint wavefunction. Doing so, gives us:

$$\psi^{DG}(x_1, x_2 : z_1, z_2) = \mathcal{F}^{-1}[\tilde{\psi}^{DG}(k_{1x}, k_{2x}) e^{-\frac{iz_1 k_{1x}^2}{k_p}} e^{-\frac{iz_2 k_{2x}^2}{k_p}}], \quad (39)$$

where \mathcal{F}^{-1} is the inverse-Fourier transform operator. Perhaps surprisingly, propagating double-Gaussian field simply gives another bi-variate Gaussian density (see in appendix, (A1)). What changes through propagation is the parameters defining the Double-Gaussian field. Taking (30) to be the biphoton field just exiting the crystal (where $z_1 = z_2 = 0$, and σ_{x+} and σ_{x-} to be parameters defining the field at $z_1 = z_2 = 0$, the transverse probability density of the photon pair when the propagation distances are equal (i.e., $z_1 = z_2 = z$), as they would be if we measure both fields in the same image plane, gives us:

$$\rho^{DG}(x_1, x_2; z) = \left(\frac{1}{2\pi\tilde{\sigma}_{x+}(z)\tilde{\sigma}_{x-}(z)} \right) e^{-\frac{(x_1 - x_2)^2}{4\tilde{\sigma}_{x-}(z)^2}} e^{-\frac{(x_1 + x_2)^2}{4\tilde{\sigma}_{x+}(z)^2}} \quad (40)$$

$$: \tilde{\sigma}_{x+}(z) \equiv \sqrt{\sigma_{x+}^2 + \left(\frac{z}{\sigma_{x+} k_p} \right)^2}, \quad (41)$$

$$: \tilde{\sigma}_{x-}(z) \equiv \sqrt{\sigma_{x-}^2 + \left(\frac{z}{\sigma_{x-} k_p} \right)^2}. \quad (42)$$

This particularly illustrates the convenience of working with the Double-Gaussian density, as we need only find effective values for σ_{x+} and σ_{x-} to see how the biphoton field might change under propagation to the same imaging plane¹³. In particular, where σ_{x+} is much larger than σ_{x-} for highly entangled light, we can see that the position correlations (say, as measured by the Pearson correlation coefficient) decrease to zero, and gradually become strong anti-correlations as we move to the far field. This does not imply, however, that the photon pairs disentangle and re-entangle under propagation (Chan *et al.*, 2007); the entanglement migrates to the relative phase of the joint wavefunction and back again. Throughout the rest of this paper, all transverse correlation widths, probability densities, and biphoton amplitudes will be assumed to be taken at $z_1 = z_2 = 0$, unless otherwise specified.

¹³ On the other hand, propagating to independent imaging planes z_1 and z_2 is a more elaborate result discussed in the Appendix.

V. ESTIMATING THE TRANSVERSE CORRELATION WIDTH

Using our earlier notation, the approximation to the Double-Gaussian wavefunction is expressed as follows:

$$\psi(x_1, x_2) \approx \sqrt{\frac{1}{2\sqrt{2}\pi\sigma_p\sigma_{x_-}}} e^{-\frac{(x_1-x_2)^2}{8\sigma_{x_-}^2}} e^{-\frac{(x_1+x_2)^2}{16\sigma_p^2}}, \quad (43)$$

where $\sigma_{x_-} = \sqrt{\frac{a}{3}}$, making the transverse correlation width, $\sigma_{(x_1-x_2)} = \sqrt{\frac{2a}{3}}$.

To see just how good (or not) this Gaussian-based estimate of $\sigma_{(x_1-x_2)}$ is, we compare our Gaussian approximation to the probability density of x_- obtained when taking the Fourier transform of the Sinc-based function of k_- (29). The more accurate probability density obtained from that Fourier transform is:

$$\rho(x_-) = \frac{3}{16\sqrt{\pi}a^3} \left| x_- \sqrt{2\pi} \left(\mathcal{S}\left(\frac{x_-}{\sqrt{2\pi}a}\right) - \mathcal{C}\left(\frac{x_-}{\sqrt{2\pi}a}\right) \right) + 2\sqrt{a} \left(\cos\left(\frac{x_-^2}{4a}\right) + \sin\left(\frac{x_-^2}{4a}\right) \right) \right|^2, \quad (44)$$

where $\mathcal{C}(x)$ and $\mathcal{S}(x)$ are the Fresnel integrals, integrating over $\cos(\frac{\pi}{2}t^2)$ and $\sin(\frac{\pi}{2}t^2)$, respectively. As seen in Fig. 3, the Gaussian approximation obtained by matching $\langle k_- \rangle$ and $\langle k_-^2 \rangle$ gives a full width at half maximum (FWHM) within an order of magnitude of the FWHM of the more accurate approximation (44).

However, with a width σ_{x_-} of $\sqrt{\frac{8a}{9}}$ (i.e., by setting the maximums of our (Sinc-based and Gaussian-based) approximate density functions equal to one another), where again, $a \equiv \frac{L_z \lambda_p}{4\pi}$, one obtains a FWHM only 0.3% smaller than the FWHM from the more accurate case (44). Indeed, numerical estimates based on fitting the widths of the Sinc-based density to the Gaussian density have been performed (Chan *et al.*, 2007; Law and Eberly, 2004) to great effect (Edgar *et al.*, 2012). Since choosing which width to fit is somewhat arbitrary, we point out that the peak-matching fit also fits the full width at 48.2% of the maximum. However, the best estimate of σ_{x_-} is obtained by an explicit calculation of $\sigma_{x_-} \equiv \sqrt{\langle x_-^2 \rangle}$ from the more accurate density (44). Remarkably, we find that σ_{x_-} is simply $\sqrt{\frac{9a}{5}}$, which in turn gives us a transverse correlation width, $\sigma_{(x_1-x_2)}$, of $\sqrt{\frac{18a}{5}}$. In addition, matching this exact variance to define an approximate Double-Gaussian wavefunction also gives us the maximum likelihood estimate (i.e., the estimated distribution with minimum relative entropy to the more accurate model) of a Double Gaussian distribution fitting our more exact results. As

a summary of our calculations, see the following:

$$\begin{aligned} \sigma_{(x_1-x_2)}^{(\text{exact})} &= \sqrt{2}\sigma_{x_-}^{(\text{exact})} = \sqrt{\frac{18a}{5}} = \sqrt{\frac{9L_z\lambda_p}{10\pi}}, \\ \sigma_{(x_1-x_2)}^{(PM)} &= \sqrt{2}\sigma_{x_-}^{(PM)} = \sqrt{\frac{16a}{9}} = \sqrt{\frac{4L_z\lambda_p}{9\pi}}. \end{aligned} \quad (45)$$

Here, σ^{PM} refers to the peak-matching estimate that also nearly matches the widths of the Gaussians, while $\sigma^{(\text{exact})}$ is our more accurate calculation. Both estimates have their uses when examining experimental data, as we shall see.

Though explicitly calculating the variance of x_- according to our accurate density function (44) gives us the best possible estimate of σ_{x_-} , it does not necessarily give us the best fitting Gaussian approximation to the Sinc-based distribution. The Gaussian obtained by explicitly matching position means and variances, gives a distribution about 42.3% wider than the close fitting distribution we obtain by matching peak values (see Fig. 3 for comparison). The resulting (overly wide) scaled Gaussian distribution (by matching variances) does not accurately reflect the probabilities of the most likely outcomes (near $x_- = 0$) (e.g., that within \pm one "sigma", we should get approximately 68% of the total data). Indeed, by setting the central maximums equal to one another, we also find the Gaussian cumulative distribution function (CDF) that most accurately resembles the CDF of our more accurate distribution (44) near its median. As an example of the accuracy of this approximation, our peak-matching approximate Gaussian distribution, gives a total probability within one σ_{x_-} from the origin of 68.3%, while the more accurate density function gives a probability of 69.0%, (an absolute difference of only 0.7%) over the same interval.

A. Comparison with experimental data

Though our estimate of $\sigma_{(x_1-x_2)}$ follows from reasonable approximations that work well within typical experimental setups, it is important to show just how well (or not) this estimate of the transverse correlation width corresponds with experimental data. This can be done in (at least) two ways. First, in (Howell *et al.*, 2004), they found a measure of the transverse correlation width by placing a $40\mu\text{m}$ slit in the signal beam, and scanning over the idler beam with another $40\mu\text{m}$ slit (see Fig. 5 for a diagram of the idealized setup). By measuring coincident detections as they scan, and normalizing the resulting histogram, they measured the conditional transverse probability distribution, and obtained a conditional width, which is essentially identical to the correlation width ¹⁴. With their measurements, they ob-

¹⁴ When $\sigma_{x_+} \gg \sigma_{x_-}$, it follows that $\sigma_{(x_1-x_2)} \approx \sigma_{(x_1|x_2)}$.

tained a transverse correlation width (adjusting for our conventions) of about $13.5\mu\text{m}$ (with an estimated error larger than 10%), 9.6% less than our theoretical estimate (45) (using their pump wavelength of 390nm and crystal thickness of 2mm), of $14.9\mu\text{m}$ for the same experimental parameters. Another measurement with the same laser and crystal was taken in (Bennink *et al.*, 2004), where they obtained a transverse correlation width of $17 \pm 7\mu\text{m}$. Given how these experiments' resolutions were limited both by finite slit widths¹⁵ and a statistical uncertainty in $\sigma_{(x_1-x_2)}$ larger than 10%, our approximation is accurate to within experimental uncertainty. More recently, (Edgar *et al.*, 2012), an experiment was performed in which the joint position photon distribution was imaged with a camera. By fitting a Double-Gaussian to their empirical distribution, they found a correlation width of $10.9 \pm 0.7\mu\text{m}$ (for their 355nm pump beam and 5mm crystal). Surprisingly, this agrees more with our peak-matching estimate of $11.2\mu\text{m}$ than with our ostensibly more accurate estimate of $22.5\mu\text{m}$ (for these parameters). This however is to be expected, as the fitting by its very nature gives a result whose shape most closely resembles the shape the data gives, and low-level noise will mask information about the distribution beyond the central peak. Future experiments with higher-resolution measurements are needed to better explore the strength of this approximation.

The second way that one can use experimental data to place a limit on the transverse correlation width is to use the comparatively larger amount of data about temporal correlation widths. As an example, if one knew that in a single downconversion event, the photons were generated no further than 100fs apart 90% of the time, then the speed of light assures us that the photon pair could be no farther than $30\mu\text{m}$ apart 90% of the time as well. Indeed, in (Ali Khan and Howell, 2006), they measured approximately a 50fs time-correlation width (using our convention) with downconverted photons from the same 390nm pump laser incident on a 2mm long nonlinear crystal. With this value, we can place an upper bound to the transverse correlation width of the light in that setup by $15\mu\text{m}$, which is not substantially above our $14.9\mu\text{m}$ estimate.

VI. THE BIPHOTON BIRTH ZONE

When a photon pair is created in SPDC, the location of the pair production can be essentially anywhere in

¹⁵ In order to obtain an estimate of $13.5\mu\text{m}$ for the transverse correlation width using slits $40\mu\text{m}$ wide, they deconvolved their coincidence histograms with the slit rectangle function. This gave them more accurate estimates for the joint coincidence distributions at arbitrary resolution from which they could obtain more accurate estimates of the transverse correlation width.

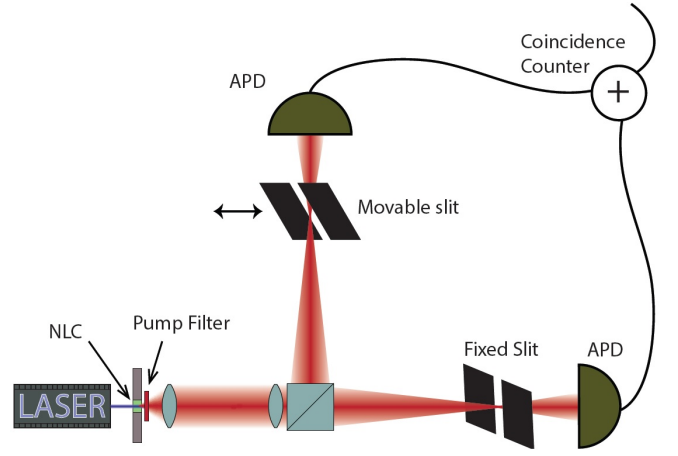


FIG. 5: Idealized diagram of an experiment (Howell *et al.*, 2004) to measure the transverse correlation width. The nonlinear crystal (NLC) is just after the laser, with a pump filter placed just after that. The beam is broken into signal and idler with a 50/50 beamsplitter. There is a loss of coincidences due to the beamsplitter but this doesn't affect the spatial intensity profile. Two lenses are used to image the exiting face of the nonlinear crystal onto the image planes where two slits are placed. With one slit fixed, the other mobile, and Avalanche Photo-Diodes (APDs) behind each slit, one can obtain the correlation width by comparing the width of the coincidence distribution to the width of the slits.

the crystal illuminated by the pump beam. The uncertainty in where this pair-production takes place is limited by the uncertainty in the location of the pump photon. However, for any given photon pair created, the mean separation between the two is generally much smaller than the uncertainty (i.e., standard deviation) in the expected location of the downconversion event. It is useful to conceptualize the region surrounding that mean position where the daughter photons are most likely to be found as what we shall call a birth zone.

Given that momentum is very nearly conserved in SPDC, we define the expected (transverse) location of the downconversion event as the mean of the two photons' positions x_m :

$$x_m \equiv \frac{x_1 + x_2}{2} \quad (46)$$

With the Double-Gaussian wavefunction (43) as our model for transverse position statistics in SPDC, we find the standard deviation in the mean position σ_{x_m} to be:

$$\sigma_{x_m} = \frac{1}{2}\sigma_{(x_1+x_2)} = \sigma_p. \quad (47)$$

In addition, we define the width of the pump, Δ_P , to be twice this standard deviation. While the photon pair

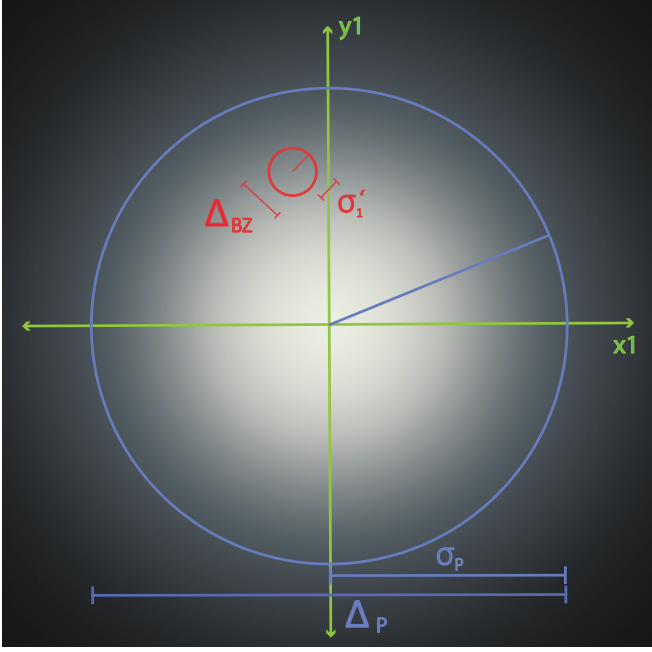


FIG. 6: Idealized diagram of the transverse intensity profile (in both x and y) of the downconverted light just as it exits the crystal. The blue circle encapsulates the region within one standard deviation of the pump photon position (or also approximately the signal or idler photon position) from the beam center. The red circle is centered on a particular downconversion event, and encapsulates the region where the signal and idler photons are likely to be found given that their mean position is known to be at the center of the circle (i.e., one birth zone). For a sense of scale, we let $\Delta_p/\Delta_{BZ} = 10$.

is expected to be created at x_m with uncertainty σ_p , the signal and idler photons, conditioned on their mean position being at some x'_m , will each have position uncertainties $\sigma'_{x_1} = \sigma'_{x_2} = \sigma_{x_-}/\sqrt{2}$. As such, we define the birth zone width, Δ_{BZ} , to be twice these conditioned position uncertainties¹⁶, giving us:

$$\Delta_{BZ} \equiv 2\sigma'_{x_1} = \sqrt{2}\sigma_{x_-} = \sigma_{(x_1-x_2)}. \quad (48)$$

With these definitions, we take the number of birth zones N (which in one dimension is Δ_p/Δ_{BZ}) to be a measure of the degree of correlation between the signal and idler photon fields. In a sense, each birth zone can be thought of as an independent source of photon pairs. In this way, we can develop an intuitive understanding of the coherence properties of the two-photon fields in SPDC¹⁷.

In particular, the birth zone width is useful in many calculations involving entangled photon pairs in SPDC. Consider the mutual information of the Double-Gaussian distribution (31) (for $\sigma_{x_+} \gg \sigma_{x_-}$ (i.e., $\Delta_p \gg \Delta_{BZ}$));

$$h(x_1 : x_2) = \log \left(\frac{\sigma_{x_+}^2 + \sigma_{x_-}^2}{2\sigma_{x_+}\sigma_{x_-}} \right) \approx \log \left(\frac{\sigma_{x_+}}{2\sigma_{x_-}} \right). \quad (49)$$

Since for one transverse dimension, $N = \Delta_p/\Delta_{BZ}$, the mutual information becomes:

$$h(x_1, : x_2) = \log(N) - 2. \quad (50)$$

In two transverse dimensions (say, x and y) the mutual information has the same simple dependence on $\log(N)$, though the number of birth zones would instead be Δ_p^2/Δ_{BZ}^2 .

In addition, the birth zone number gives us a perspective in understanding the tradeoff between the first-order spatial coherence and the measurable biphoton correlations in the downconverted fields¹⁸. For completeness, we also briefly discuss the second order spatial coherence, as it is related to the biphoton correlations. As a bit of background, the first order coherence function, $g^{(1)}(a, b)$, is a normalized correlation between the electric field at one point (a) and the electric field at another point (b) (in space or in time). If the electric field is coherent between two points (so that the phase difference between these two points is on average well-defined), then the coherence function will have a magnitude near unity. The second-order coherence function, $g^{(2)}(a, b)$, is a normalized correlation between the intensity (i.e., square of the electric field) at one point with the intensity at another point. While $g^{(1)}(a, b)$ can be used to characterize the extent of interference effects in the signal/idler beams, $g^{(2)}(a, b)$ can be used to characterize the extent of signal/idler photon correlations.

To examine the first and second-order coherence functions in SPDC for a qualitative understanding, we look at the symmetric first order and second order spatial coherence functions, $(g^{(1)}(x, -x))$ and $g^{(2)}(x, -x)$, respectively, as they have particularly simple forms in the Double-Gaussian approximation. The first-order symmetric spatial coherence is defined as:

$$g^{(1)}(x, -x) \equiv \frac{\langle \hat{a}_1^\dagger(x) \hat{a}_1(-x) \rangle}{\sqrt{\langle \hat{a}_1^\dagger(x) \hat{a}_1(x) \rangle \langle \hat{a}_1^\dagger(-x) \hat{a}_1(-x) \rangle}}, \quad (51)$$

which in terms of our biphoton wavefunction $\psi(x_1, x_2)$,

¹⁶ The equation $\sigma'_{x_1} = \sqrt{2}\sigma_{x_-}$ holds only when $\rho(x_+, x_-)$ is separable into the product $\rho(x_+)\rho(x_-)$, as is the case for both the Double-Gaussian and Sinc-Gaussian distributions.

¹⁷ For an extensive reference on the relationship between first and

second-order coherence in biphoton fields in SPDC, see (Saleh *et al.*, 2000).

¹⁸ For a more thorough look into the first-order coherence properties of downconverted fields, see (Dixon *et al.*, 2010).

can be expressed as:

$$g^{(1)}(x, -x) = \frac{\int dx_2 \psi^*(x, x_2) \psi(-x, x_2)}{\sqrt{(\int dx_2 |\psi(x, x_2)|^2)(\int dx_2 |\psi(-x, x_2)|^2)}}, \quad (52)$$

We note that the expectation values taken here are taken with the state of the downconverted field $|\Psi_{SPDC}\rangle$.

Similarly, the second-order symmetric spatial coherence is defined as

$$g^{(2)}(x, -x) \equiv \frac{\langle \hat{a}_1^\dagger(x) \hat{a}_2^\dagger(-x) \hat{a}_2(-x) \hat{a}_1(x) \rangle}{\langle \hat{a}_1^\dagger(x) \hat{a}_1(x) \rangle \langle \hat{a}_2^\dagger(-x) \hat{a}_2(-x) \rangle}, \quad (53)$$

which in terms of $\psi(x_1, x_2)$, is expressed as:

$$g^{(2)}(x, -x) = \frac{|\psi(x, -x)|^2}{(\int dx_2 |\psi(x, x_2)|^2)(\int dx_1 |\psi(x_1, -x)|^2)}. \quad (54)$$

Using the Double-Gaussian approximation of the biphoton wavefunction, these symmetric coherence functions take simple Gaussian forms. For $\psi(x_1, x_2)$ as defined in (43), we find:

$$g^{(1)}(x, -x) = e^{-\frac{x^2}{2\Delta_p^2} \left(\frac{(N^2-1)^2}{N^2+1} \right)} \quad (55)$$

and

$$g^{(2)}(x, -x) = \frac{N^2+1}{2N} e^{-\frac{x^2}{2\left(\frac{\Delta_p}{2N}\right)^2} \left(\frac{N^2-1}{N^2+1} \right)}. \quad (56)$$

To find the range of values of x over which $g^{(1)}$ and $g^{(2)}$ are significant, we define the first-order coherence width, $\Delta g^{(1)}$, to be the value of x where $g^{(1)}$ falls to $1/\sqrt{e}$. Note that this can be considered to be " σ " in a Gaussian probability density¹⁹. In addition, we define the second order coherence width, $\Delta g^{(2)}$, as the value of x where $g^{(2)}$ falls below unity, and the correlations can be treated classically. With these definitions, we find:

$$\Delta g^{(1)} = \Delta_p \sqrt{\frac{N^2+1}{(N^2-1)^2}} = \xrightarrow{\text{for large } N} \approx \frac{\Delta_p}{N} \quad (57)$$

and

$$\Delta g^{(2)} = \frac{\Delta_p}{N} \sqrt{\frac{1}{2} \frac{N^2+1}{N^2-1} \log \left(\frac{N^2+1}{2N} \right)} \xrightarrow{\text{for large } N} \approx \frac{\Delta_p}{N} \sqrt{\frac{1}{2} \log \left(\frac{N}{2} \right)}. \quad (58)$$

¹⁹ Since $\Delta g^{(1)}$ is the " 1σ " half-width of $g^{(1)}(x, -x)$, and $g^{(1)}(x, -x)$ gives the coherence of photons separated a distance $2x$ away from one another, photons separated by less than $\Delta g^{(1)}$ will be approximately coherent.

We note that the errors in these approximations decrease monotonically, so that for $N > 12.3$, the error in our approximation to $\Delta g^{(1)}$ falls below 1%, and for $N > 11.4$, the error in our approximation to $\Delta g^{(2)}$ also falls below 1%.

Based on these calculations of the first and second-order correlation widths, we see that for typical sources of downconversion (where $N \sim 100$) the general area over which the downconverted light will be coherent is approximately the same as the area of a birth zone Δ_{BZ}^2 . Because of this, highly correlated downconverted light beams can be considered as a collection of many independent sources of photon pairs, each incoherent with one another. The second-order correlation width tells us a slightly different story. Although the area where nonclassical correlations can be observed is still close to a birth zone area, true nonclassical correlations can be observed well outside a birth zone. However, for practical experimental parameters (e.g., $N \sim 10^2$), this is not a substantial increase (about 40% for $N = 100$). On the other hand, highly coherent downconverted light necessarily has low biphoton correlations. In the limit of maximally coherent downconverted fields (i.e., when $g^{(1)}$ has an arbitrarily large width), there are almost no nonclassical biphoton correlations (i.e., the width of $g^{(2)}$ approaches zero).

The relationship between the first-order spatial coherence of the downconverted fields, and the biphoton correlations as measured by the mutual information is a manner of tradeoff. The mutual information of the position correlations (50) increases with N , while $\Delta g^{(1)}$ (57) decreases with N . Thus, highly correlated downconverted fields can be treated as incoherent light, while highly coherent downconverted fields can be treated as an uncorrelated source of downconverted light (i.e., as a single beam at the downconverted frequency). As one final point on the relationship between first and second-order coherence, there are cases where the visibilities of first-order and second-order interference are very simply related to one another. In particular, it was shown in (Saleh *et al.*, 2000) that for the two-slit experiment with downconverted biphotons, the first-order visibility V_1 and the second-order visibility V_{12} follow the relation:

$$V_1^2 + V_{12}^2 \leq 1. \quad (59)$$

This can be understood both in terms of a tradeoff between signal-idler entanglement and single-photon coherence, as well as in terms of the monogamy of entanglement between the signal photon, idler photon, and a measurement device.

VII. CONCLUSION

The usefulness of spontaneous parametric downconversion (SPDC) as a source of entangled photon pairs is his-

torically self-evident. In this discussion, we have looked at the fundamental principles governing SPDC in such a way as is often used in continuous-variable quantum information experiments (namely, degenerate collinear type-I SPDC). We paid particular attention to how one can predict the transverse-correlation width of photon pairs exiting a nonlinear crystal from first principles with accuracy matching current experimental data. Along the way, we digressed to explore how the double-Gaussian wavefunction used to describe SPDC allows a straightforward analysis of its measurement statistics even under free space propagation. In addition, we have developed further the concept of a biphoton birth zone number, and have shown how it manifests itself in the duality between the correlations within one of the downconverted fields, and the correlations between the downconverted fields. It is our hope that this discussion will inspire further interest in the transverse spatial correlations of entangled photon pairs, and in the relationship between intra- and inter-party coherence.

ACKNOWLEDGMENTS

We gratefully acknowledge helpful discussions with Dr. Gregory A. Howland, as well as the careful editing of Daniel Lum, Sam Knarr, and Justin Winkler. In addition, we are thankful for the support from DARPA-DSO InPho Grant No. W911NF-10-1-0404, DARPA-DSO Grant No. W31P4Q-12-1-0015, and AFOSR Grant No. FA9550-13-1-0019.

Appendix A: The double-Gaussian field propagated to different distances

The Double-Gaussian field (30), when propagated to different distances z_1 and z_2 has the same double-Gaussian form, though the coefficients are significantly more complex.

$$\begin{aligned} \rho^{DG}(x_1, x_2; z_1, z_2) &\approx \left(\frac{\sqrt{ac - b^2}}{\pi} \right) e^{-(ax_1^2 + 2bx_1x_2 + cx_2^2)}, \\ &: a = \frac{k_p^2(\sigma_{x_+}^2 + \sigma_{x_-}^2)(z_2^2 + k_p^2\sigma_{x_+}^2\sigma_{x_-}^2)}{d}, \\ &: b = \frac{k_p^2(\sigma_{x_+}^2 - \sigma_{x_-}^2)(z_1z_2 - k_p^2\sigma_{x_+}^2\sigma_{x_-}^2)}{d}, \\ &: c = \frac{k_p^2(\sigma_{x_+}^2 + \sigma_{x_-}^2)(z_1^2 + k_p^2\sigma_{x_+}^2\sigma_{x_-}^2)}{d}, \\ &: d = k_p^2(z_1^2 + z_2^2)(\sigma_{x_+}^2 + \sigma_{x_-}^2)^2 + 2k_p^2z_1z_2(\sigma_{x_+}^2 - \sigma_{x_-}^2)^2 + \\ &\quad + 4z_1^2z_2^2 + 4k_p^4\sigma_{x_+}^4\sigma_{x_-}^4. \end{aligned} \quad (\text{A1}) \quad (\text{A2})$$

However, we can still find some useful properties. For example, the Pearson correlation coefficient (see Table 1)

has the simple expression:

$$r = \frac{-b}{\sqrt{ac}}. \quad (\text{A3})$$

In more explicit terms, we get

$$r = r_0 \frac{1 - \bar{z}_1\bar{z}_2}{\sqrt{(\bar{z}_1^2 + 1)(\bar{z}_2^2 + 1)}} \quad : \quad r_0 = \frac{\sigma_{x_+}^2 - \sigma_{x_-}^2}{\sigma_{x_+}^2 + \sigma_{x_-}^2}, \quad (\text{A4})$$

where r_0 is the correlation coefficient at $z_1 = z_2 = 0$, (see Table 1). In addition, the normalized propagation distances \bar{z}_1 and \bar{z}_2 are defined such that $\bar{z}_1 = z_1/(k_p\sigma_{x_+}\sigma_{x_-})$, and $\bar{z}_2 = z_2/(k_p\sigma_{x_+}\sigma_{x_-})$. Using this correlation function for the Double-Gaussian, (as mentioned previously), as we move from the near field ($z_1, z_2 \approx 0$) to the far field ($z_1, z_2 \gg 0$), the initially strong position correlations gradually weaken and eventually become strong position anti-correlations in the far field. In addition, we also see, that when comparing a measurement of the signal photon in the near field to the idler photon in the far field, the correlations approach zero. Since position measurements in the far field can be taken as measurements of momentum (scaled accordingly), we see that the position of one photon is uncorrelated with the momentum of the other (and vice versa).

REFERENCES

- Ali Khan, I., and J. C. Howell (2006), Phys. Rev. A **73**, 031801.
- Bennink, R. S., S. J. Bentley, R. W. Boyd, and J. C. Howell (2004), Phys. Rev. Lett. **92**, 033601.
- Boyd, R. W. (2007), *Nonlinear optics*, 3rd ed. (Academic press).
- Chan, K. W., J. P. Torres, and J. H. Eberly (2007), Phys. Rev. A **75**, 050101.
- Dixon, P. B., G. Howland, M. Malik, D. J. Starling, R. W. Boyd, and J. C. Howell (2010), Phys. Rev. A **82**, 023801.
- Edgar, M. P., D. S. Tasca, F. Izdebski, R. E. Warburton, J. Leach, M. Agnew, G. S. Buller, R. W. Boyd, and M. J. Padgett (2012), Nature communications **3**, 984.
- Fedorov, M. V., Y. M. Mikhailova, and P. A. Volkov (2009), Journal of Physics B: Atomic, Molecular and Optical Physics **42** (17), 175503.
- Goodman, J. W., et al. (1968), *Introduction to Fourier optics*, Vol. 2 (McGraw-hill New York).
- Grice, W. (1997), *Interference and indistinguishability in Ultrafast Spontaneous Parametric Downconversion* (University of Rochester).
- Hong, C. K., and L. Mandel (1985), Phys. Rev. A **31**, 2409.
- Howell, J. C., R. S. Bennink, S. J. Bentley, and R. W. Boyd (2004), Phys. Rev. Lett. **92**, 210403.
- Keller, T. E., and M. H. Rubin (1997), Phys. Rev. A **56**, 1534.
- Kleinman, D. A. (1968), Phys. Rev. **174**, 1027.
- Kwiat, P. G. (1993), *Nonclassical Effects from Spontaneous Parametric Downconversion: Adventures in Quantum Wonderland* (University of California at Berkeley).
- Law, C. K., and J. H. Eberly (2004), Phys. Rev. Lett. **92**, 127903.

- Ling, A., A. Lamas-Linares, and C. Kurtsiefer (2008), Phys. Rev. A **77**, 043834.
- Ljunggren, D., and M. Tengner (2005), Phys. Rev. A **72**, 062301.
- Loudon, R. (2000), *The quantum theory of light* (Oxford university press).
- Mandel, L., and E. Wolf (1995), *Optical coherence and quantum optics* (Cambridge university press).
- Monken, C. H., P. H. S. Ribeiro, and S. Pádua (1998), Phys. Rev. A **57**, 3123.
- Pittman, T. B., D. V. Strekalov, D. N. Klyshko, M. H. Rubin, A. V. Sergienko, and Y. H. Shih (1996), Phys. Rev. A **53**, 2804.
- Saleh, B. E. A., A. F. Abouraddy, A. V. Sergienko, and M. C. Teich (2000), Phys. Rev. A **62**, 043816.
- Walborn, S., C. Monken, S. Padua, and P. Souto Ribeiro (2010), Physics Reports **495**, 87.
- Wang, L. (1992), *Investigation of induced coherence with and without induced emission* (University of Rochester).