

Seyfert galaxies with *Swift*: giant flares, rapid drops, and other surprises

S. Komossa

Max-Planck-Institut für Radioastronomie, Auf dem Hügel 69, 53121 Bonn, Germany; E-mail: skomossa@mpifr.de

D. Grupe

Department of Earth and Space Science, Morehead State University, 235 Martindale Dr., Morehead, KY 40351, USA

R. Saxton

XMM SOC, ESAC, Apartado 78, 28691 Villanueva de la Cañada, Madrid, Spain

L. Gallo

Department of Astronomy and Physics, Saint Mary's University, 923 Robie Street, Halifax, NS B3H 3C3, Canada

Swift has initiated a new era of understanding the extremes of active galactic nuclei (AGN) variability, their drivers and underlying physics. This is based on its rapid response, high sensitivity, good spatial resolution, and its ability to collect simultaneously X-ray-to-optical SEDs. Here, we present results from our recent monitoring campaigns with *Swift* of highly variable AGN, including outbursts, deep low states, and unusual long-term trends in several Seyfert galaxies including Mrk 335, WPVS 007, and RXJ2314.9+2243. We also report detection of a new X-ray and optical outburst of IC 3599 and our *Swift* follow-ups. IC 3599 was previously known as one of the AGN with the highest-amplitude outbursts. We briefly discuss implications of this second outburst of IC 3599 for emission scenarios including accretion-disk variability, repeat tidal disruption events, and the presence of a binary supermassive black hole.

Swift: 10 Years of Discovery

2-5 December 2014

La Sapienza University, Rome, Italy

1. Introduction

AGN variability provides us with a powerful tool of understanding the physics of the central engine (e.g., Fabian 2013). While many AGN show mild variability, a few of them exhibit high-amplitude outbursts or low states, changing their flux by factors 20-50, or in very rare cases exceeding factors of 100. Spectral changes during these extreme states inform us about the processes near the supermassive black hole (SMBH), including reflection and relativistic effects, accretion physics, and the presence and properties of cold and highly ionized absorbers. In order to catch AGN in extreme states, multi-wavelength long-term monitoring, and dedicated follow-ups once a source flares or dips, are required. The *Swift* mission (Gehrels et al. 2004) has provided important contributions to this field. It has served as both: the discovery mission, triggering deep follow-ups with other instruments; or as follow-up mission, providing invaluable information on the lightcurve evolution of peculiar states of sources.

2. Mrk 335: the AGN that cannot make up its mind

Mrk 335 is a prominent, nearby, bright Seyfert galaxy, which has been observed with every

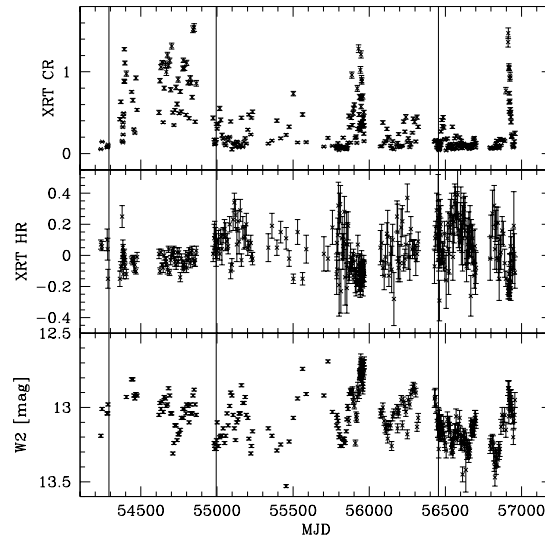


Figure 1: *Swift* long-term lightcurve of Mrk 335 (upper panel: X-ray telescope (XRT) count rate, middle panel: hardness ratio, lower panel: UVOT W2 magnitude).

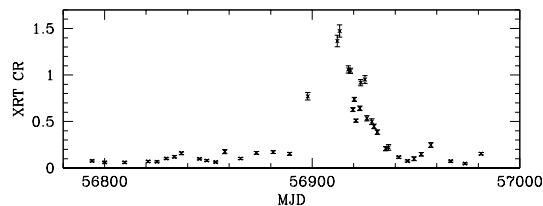


Figure 2: Zoom on the recent flaring activity of Mrk 335 which peaked in September 2014.

major previous X-ray mission. *Swift* discovered a historic minimum flux state (Grupe et al. 2007). The long-term X-ray lightcurve of Mrk 335 is shown in Fig. 1. While it initially spent most of the time in a higher state, in recent years, it has increasingly often been found in X-ray weak states plus occasional flaring. The 2014 lightcurve of Mrk 335 (Fig. 2) shows a strong flare, which peaked in Sept. 2014 followed by a rapid decline. The peak flux reached a value not seen since 2008.

The intermediate and low states are characterized by strong spectral complexity. These states were followed-up with deep *XMM-Newton* and broad-band *Suzaku* spectroscopy. The *XMM-Newton* observations have revealed the presence of highly ionized absorption (Grupe et al. 2012, Longinotti et al. 2013). Broad-band *Suzaku* spectroscopy (Gallo et al. 2015) of a recent deep low state of Mrk 335 has shown that it is well explained with a blurred reflection scenario (then requiring high black hole spin), or alternatively with a partial-covering absorber (nearly Compton-thick in low state).

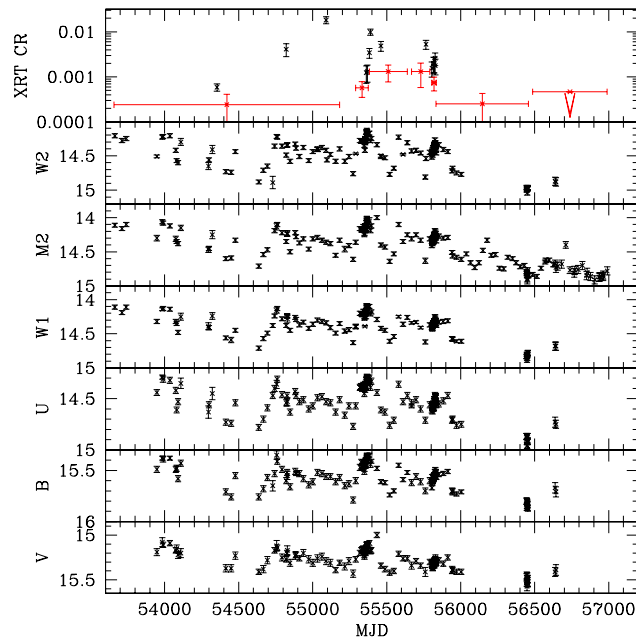


Figure 3: *Swift* long-term lightcurve of WPVS 007 until December 2014. No more detections in X-rays have occurred during the last year, and the UV shows an overall downward trend, too.

3. WPVS 007: the AGN that disappeared

WPVS 007 almost vanished from the X-ray sky ~ 25 years ago (Grupe et al. 1995b), while its optical spectrum remains that of a narrow-line Seyfert 1 (NLS1) galaxy, and unchanged. UV spectroscopy (Leighly et al. 2009) revealed the likely cause of the X-ray faintness: the onset and development of a strong broad-absorption line (BAL) flow, remarkable for this low-mass galaxy. *Swift* monitoring (Grupe et al. 2013) discovered occasional flickering into X-ray bright states, presumably due to leaky absorption, and high-amplitude UV variability (Fig. 3). The recovery into its “normal state” is yet to come, and will provide us with an excellent opportunity of studying BAL processes on short time scales.

4. IC 3599: the AGN that re-appeared

Swift discovery of a new outburst. The Seyfert galaxy IC 3599 (Zwicky 159.034) underwent a dramatic X-ray outburst during the ROSAT all-sky survey, accompanied by a strong brightening of the optical emission lines which then faded again (Brandt et al. 1995, Grupe et al. 1995a, Komossa & Bade 1999). Several outburst scenarios were discussed, including high-amplitude NLS1 variability, a disk instability, or a stellar tidal disruption event (TDE). IC 3599 was already known as a Seyfert galaxy before the outburst (based on its narrow emission lines like [OIII]), so it was difficult to make a strong case for a TDE, because of the long-term presence of an accretion disk in that galaxy, and therefore the possibility to link the high-amplitude variability to accretion processes (similar to, but more extreme than, other AGN).

IC 3599 had remained very faint ever since, but was recently discovered in another outburst with *Swift* (Fig. 4). Inspecting data from the *Catalina* sky survey (Drake et al. 2009), we find that the X-ray emission was accompanied by enhanced optical emission, which was already at similar brightness 2 years earlier (Fig. 4). After we noticed the new high state, we triggered new observations with *Swift*, which show that the 2010 outburst is over, and X-ray emission levels are down again by a factor ~ 100 . How does this second outburst constrain emission scenarios discussed earlier? Which new ones do emerge? Below, we briefly raise some possibilities. Aspects of these models, and the full data sets, are further discussed by Grupe et al. (2015, to be subm.).

TDE-related outburst scenarios. At first glance, the detection of repeated flaring is unexpected, if the TDE interpretation was correct. However, we note that recurrent outbursts or high states may also occur in TDE scenarios, for instance when one of the following conditions is met: (1) If IC 3599 hosts a binary black hole or recoiling black hole, tidal disruption rates are temporarily strongly boosted (e.g., Chen et al. 2009, Komossa & Merritt 2008, Stone & Loeb 2011), and a new disruption event can occur within a decade. (2) If a TDE in IC 3599 happened in a binary SMBH, its lightcurve would show characteristic recurrent dips, since the presence of the secondary temporarily interrupts the accretion stream on the primary (Liu et al. 2009); a model successfully

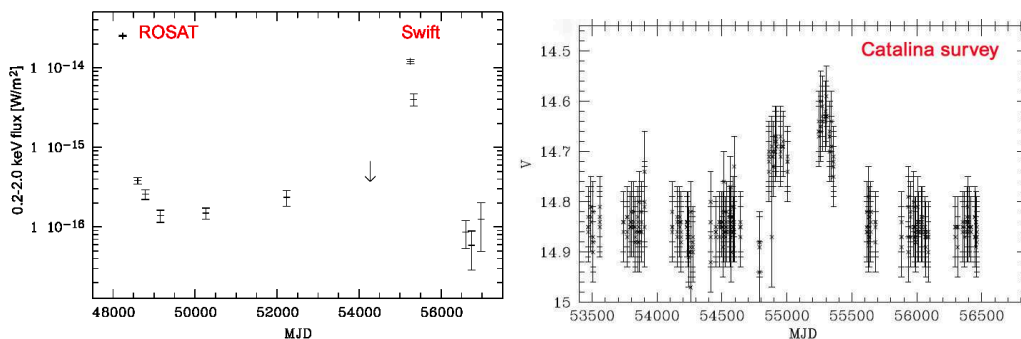


Figure 4: *Left:* X-ray lightcurve of IC 3599, starting with the initial outburst detected with ROSAT. The last data points are from *Swift*, which found IC 3599 back in a high state in 2010. We therefore triggered follow-ups with *Swift*, which showed that flux levels have strongly decreased again. *Right:* *Catalina* survey lightcurve of IC 3599, showing that the new X-ray peak was accompanied by enhanced emission in the optical, which was already bright in 2008, and still (or again) in 2010. Increased optical and UV emission was also seen with *Swift* in 2010.

applied to the TDE lightcurve from SDSSJ120136.02+300305.5 (Liu et al. 2014). (3) Some very loosely bound clumps of stellar debris may return late to the BH causing occasional additional accretion flares, even though it is unlikely that they produce a peak luminosity similar to the earlier one. (4) Another variant of explaining the new lightcurve of IC 3599 with a TDE was presented by Mainetti et al. (2015) at this *Swift* meeting.

AGN-related outburst scenarios. Given that IC 3599 hosts a long-lived AGN, extreme processes in its accretion disk, possibly due to instabilities, are a possible cause of its recurrent outbursts. We note in passing that an extreme absorption event like the one in WPVS 007 is a very unlikely explanation for the lightcurve of IC 3599, because of the significant brightening of several optical emission lines of IC 3599, strongly arguing for a true outburst at that time. If the outbursts continue repeating, the behaviour is reminiscent of OJ287 (e.g., Sillanpää et al. 1988, Valtonen et al. 2008), and a binary SMBH might be responsible (i.e., a secondary BH interacting with the accretion disk around the primary while orbiting). Another mechanism which produces repeat outbursts is episodic stream-feeding of one of the black holes in a binary SMBH system (Tanaka 2013) which recurs every orbit. Ongoing monitoring with *Swift* will provide tight new constraints on outburst models.

5. XMMJ061927.1–655311: giant AGN outburst or a TDE?

XMMJ0619–65 was caught in a high-amplitude flaring state (factor >140) with *XMM-Newton* ($L_{x,\text{peak}} \sim 10^{44}$ erg/s). Optical follow-up spectroscopy revealed low-level AGN activity. The X-rays and UV, observed with *Swift*, faded subsequently (Saxton et al. 2014). Most likely, we have seen an extreme case of AGN variability (a change in accretion rate). Alternatively, a TDE occurred at the core of this galaxy.

6. RXJ2314.9+2243: an extreme and radio-loud NLS1 galaxy

RXJ2314.9+2243 is one of the few radio-loud NLS1 galaxies (Komossa et al. 2006), with a tentative γ -ray detection (L. Foschini, priv.com.; Berton et al. 2015, in prep.). With *Swift*, we have measured its UV–X-ray spectral energy distribution (SED) quasi-simultaneously for the first time (Komossa et al. 2015). Its SED shows a broad hump from the IR to UV with a steep decline in the UV, unlike radio-quiet NLS1 galaxies (Grupe et al. 2010), but consistent with a Synchrotron origin of the emission. Overall, RXJ2314.9+2243 shares the dual properties of blazars and NLS1s exhibited by the few other known radio-loud γ -ray-emitting NLS1 galaxies. Further, it shows a remarkably strong outflow component in its broad [OIII] emission line ($v = 1260$ km/s), and likely represents an extreme case of AGN-induced feedback in the local universe (Komossa et al. 2015).

References

- [1] Brandt, W.N., et al. 1995, *MNRAS*, 273, L47
- [2] Chen, X., et al. 2009, *ApJ*, 697, L149
- [3] Drake, A.J., et al. 2009, *ApJ*, 696, 870
- [4] Fabian, A.C. 2013, *IAUS*, 290, 3

- [5] Gallo, L.C., et al. 2015, *MNRAS*, 446, 633
- [6] Gehrels, N., et al. 2004, 611, 1005
- [7] Grupe, D., et al. 1995a, *Astron. Astrophys.*, 299, L5
- [8] Grupe, D., et al. 1995b, *Astron. Astrophys.*, 200, L21
- [9] Grupe, D., et al. 2007, *ApJ*, 668, L111
- [10] Grupe, D., et al. 2010, *ApJS*, 187, 64
- [11] Grupe, D., et al. 2012, *ApJS*, 199, 28
- [12] Grupe, D., et al. 2013, *AJ*, 146, 78
- [13] Komossa, S., Bade, N. 1999, *Astron. Astrophys.*, 343, 775
- [14] Komossa, S., Merritt, D. 2008, *ApJ*, 683, L21
- [15] Komossa, S., et al. 2006, *AJ*, 132, 531
- [16] Komossa, S., et al. 2015, *Astron. Astrophys.*, 574, 121
- [17] Leighly, K.M., et al. 2009, *ApJ*, 701, 176
- [18] Liu, F.K., et al. 2009, *ApJ*, 706, L133
- [19] Liu, F.K., et al. 2014, *ApJ*, 786, 103
- [20] Longinotti, A., et al. 2013, *ApJ*, 766, 104
- [21] Mainetti, D., et al. 2015, these proceedings
- [22] Saxton, R.D., et al. 2014, *Astron. Astrophys.*, 572, 1
- [23] Sillanpää, A., et al. 1988, *ApJ*, 325, 628
- [24] Stone, N., Loeb, A. 2011, *MNRAS*, 412, 75
- [25] Tanaka, T.L. 2013, *MNRAS*, 434, 2275
- [26] Valtonen, M., et al. 2008, *Nature*, 452, 851