

Application of axiomatic formal theory to the Abraham–Minkowski controversy

Michael E. Crenshaw

*RMDR-WDI-WSD, US Army Aviation and Missile Research,
Development, and Engineering Center, Redstone Arsenal, AL 35898, USA*

(Dated: December 3, 2024)

The Abraham–Minkowski controversy refers to a long-standing inability to adequately address certain issues involving the momentum of an electromagnetic field in a linear dielectric medium. We treat continuum electrodynamics as an axiomatic formal theory based on the macroscopic Maxwell equations applied to a thermodynamically closed system consisting of an antireflection coated block of a linear dielectric material situated in free-space that is illuminated by a quasimonochromatic field. We demonstrate that the Minkowski formulation of the continuity of energy and momentum is a valid theorem of the formal theory of continuum electrodynamics that is proven false by conservation laws. Furthermore, we show that another valid theorem of continuum electrodynamics is contradicted by special relativity. Our options are: 1) that the axioms of the formal theory, the macroscopic Maxwell equations, are proven false by conservation laws and relativity, 2) that conservation and relativity are proven false by continuum electrodynamics, or 3) all of the above. Electrodynamics, conservation, and relativity are fundamental principles of physics that are intrinsic to the vacuum in which the speed of light is c . The contradictions are resolved by a reformulation of these physical principles for a region of space in which the speed of light is c/n .

I. INTRODUCTION

Continuum electrodynamics is a formal system in which the macroscopic Maxwell equations and the constitutive relations are the axioms. Theorems are derived from the axioms using common vector identities and some elementary algebra and calculus. Poynting's theorem of energy continuity is one example of a theorem of axiomatic continuum electrodynamics, as is the continuity of the Minkowski momentum. The scalar energy continuity equation and the vector momentum continuity equations can be written as a single matrix differential equation that is a valid theorem within the formal system of continuum electrodynamics. Based on the construction of this equation, derived in 1908 by Minkowski [1], it was assumed that the matrix is the energy–momentum tensor and this matrix is known as the Minkowski energy–momentum tensor. The following year, Abraham [2] pointed out that the Minkowski tensor is not diagonally symmetric, as is necessary for conservation of angular momentum, and he then proposed a symmetric matrix that became known as the Abraham energy–momentum tensor. The Abraham–Minkowski controversy [3–7] refers to the inability of generations of scientists to conclusively identify the correct total energy–momentum tensor continuity equation (and the elements and sub-elements of the energy–momentum continuity equation) for the propagation of light in linear media.

The Maxwell equations are the fundamental physical laws of electrodynamics. Consequently, the axioms of our formal theory of continuum electrodynamics are the macroscopic Maxwell equations

$$\nabla \times \mathbf{H} - \frac{1}{c} \frac{\partial \mathbf{D}}{\partial t} = 0 \quad (1.1a)$$

$$\nabla \cdot \mathbf{B} = 0 \quad (1.1b)$$

$$\nabla \times \mathbf{E} + \frac{1}{c} \frac{\partial \mathbf{B}}{\partial t} = 0 \quad (1.1c)$$

$$\nabla \cdot \mathbf{D} = 0 \quad (1.1d)$$

and the constitutive relations

$$\mathbf{D} = \epsilon \mathbf{E} \quad (1.2a)$$

$$\mathbf{B} = \mu \mathbf{H}. \quad (1.2b)$$

The rules for the construction of valid theorems from the axioms are algebra and calculus.

The energy and momentum continuity equations are the equivalent of conservation laws when the system consists of a continuous flow instead of localized and enumerated discrete particles. In the particular case of macroscopic electromagnetic energy and momentum, the electromagnetic continuity equations are easily derived from the axioms of continuum electrodynamics, Eqs. (1.1)–(1.2). We subtract the scalar product of Eq. (1.1a) with \mathbf{E} from the scalar product of Eq. (1.1c) with \mathbf{H} and apply a common vector identity to produce

$$\frac{1}{c} \left(\mathbf{E} \cdot \frac{\partial \mathbf{D}}{\partial t} + \mathbf{H} \cdot \frac{\partial \mathbf{B}}{\partial t} \right) + \nabla \cdot (\mathbf{E} \times \mathbf{H}) = 0. \quad (1.3)$$

We define the macroscopic electromagnetic energy density

$$\rho_e = \frac{1}{2} (\epsilon \mathbf{E}^2 + \mu \mathbf{H}^2) \quad (1.4)$$

and the Poynting energy flux vector

$$\mathbf{S} = \frac{\mathbf{E} \times \mathbf{H}}{c}, \quad (1.5)$$

as usual, to obtain Poynting's theorem

$$\frac{\partial \rho_e}{\partial t} + \nabla \cdot \mathbf{S} = 0 \quad (1.6)$$

for continuity of electromagnetic energy in a linear medium, assuming that dispersion can be treated parametrically. We can also form

$$\frac{\partial}{\partial t} \frac{\mathbf{D} \times \mathbf{B}}{c} = -\mathbf{D} \times (\nabla \times \mathbf{E}) - \mathbf{B} \times (\nabla \times \mathbf{H}) \quad (1.7)$$

from the difference of cross products of Eqs. (1.1a) and (1.1c) with macroscopic fields. In what follows, the index convention for Greek letters is that they belong to $\{0, 1, 2, 3\}$ and lower case Roman indices from the middle of the alphabet are in $\{1, 2, 3\}$. Defining the Maxwell stress-tensor

$$W_{ij} = -E_i D_j - H_i B_j + \frac{1}{2}(\mathbf{E} \cdot \mathbf{D} + \mathbf{H} \cdot \mathbf{B})\delta_{ij} \quad (1.8)$$

and the Minkowski momentum density

$$\mathbf{g}_M = \frac{\mathbf{D} \times \mathbf{B}}{c} \quad (1.9)$$

yields the momentum continuity equation

$$\frac{\partial \mathbf{g}_M}{\partial t} + \nabla \cdot \mathbf{W} = (\nabla \varepsilon) \frac{\mathbf{E}^2}{2} + (\nabla \mu) \frac{\mathbf{H}^2}{2}. \quad (1.10)$$

As a matter of linear algebra, we can write the energy continuity equation, Eq. (1.6), and the three scalar equations from the momentum continuity equation, Eq. (1.10), as a single matrix continuity equation

$$\partial_\beta T_M^{\alpha\beta} = f_M^\alpha, \quad (1.11)$$

where

$$\partial_\beta = \left(\frac{\partial}{\partial(ct)}, \frac{\partial}{\partial x}, \frac{\partial}{\partial y}, \frac{\partial}{\partial z} \right) \quad (1.12)$$

is the four-divergence operator,

$$\mathbf{f}_M = \frac{\nabla \varepsilon}{\varepsilon} \frac{\mathbf{E} \cdot \mathbf{D}}{2} + \frac{\nabla \mu}{\mu} \frac{\mathbf{H} \cdot \mathbf{B}}{2} \quad (1.13)$$

is the Minkowski force density that is a source density of electromagnetic momentum for the field (The force density on the dielectric is the Helmholtz force density $\mathbf{f}_H = -\mathbf{f}_M$), $f_M^\alpha = (0, \mathbf{f}_M)$ is the Minkowski four-force density, and

$$T_M^{\alpha\beta} = \begin{bmatrix} \frac{1}{2}(\mathbf{D} \cdot \mathbf{E} + \mathbf{B} \cdot \mathbf{H}) & (\mathbf{E} \times \mathbf{H})_1 & (\mathbf{E} \times \mathbf{H})_2 & (\mathbf{E} \times \mathbf{H})_3 \\ (\mathbf{D} \times \mathbf{B})_1 & W_{11} & W_{12} & W_{13} \\ (\mathbf{D} \times \mathbf{B})_2 & W_{21} & W_{22} & W_{23} \\ (\mathbf{D} \times \mathbf{B})_3 & W_{31} & W_{32} & W_{33} \end{bmatrix} \quad (1.14)$$

is, by construction, a four-by-four matrix. The Minkowski matrix differential continuity equation, Eq. (1.11), is a valid theorem of continuum electrodynamics. The conservation laws for a continuous flow, such as dust particles, fluids, or light, take the form of a tensor energy-momentum continuity equation. Equation (1.11) has the outward appearance of being a tensor energy-momentum continuity equation and it was assumed to

be so. Then, $T_M^{\alpha\beta}$, defined by Eq. (1.14), became known as the Minkowski energy-momentum tensor.

Abraham [2] noted that the Minkowski energy-momentum tensor was not symmetric and was therefore inconsistent with conservation of angular momentum. Regarding conservation of angular momentum as a fundamental physical principle, Abraham proposed a symmetric matrix as the energy-momentum tensor. Now, we can construct the Abraham energy-momentum matrix continuity equation within the formal theory, just like we did for the Minkowski form. Adding the force density

$$-(\varepsilon\mu - 1) \frac{\partial}{\partial t} \frac{\mathbf{E} \times \mathbf{H}}{c} \quad (1.15)$$

to both sides of the continuity equation for the Minkowski momentum, Eq. (1.10), we produce the Abraham momentum continuity equation

$$\frac{\partial \mathbf{g}_A}{\partial t} + \nabla \cdot \mathbf{W} = \mathbf{f}_A. \quad (1.16)$$

In the preceding equation, the quantity

$$\mathbf{g}_A = \frac{\mathbf{E} \times \mathbf{H}}{c} \quad (1.17)$$

is the Abraham momentum density and

$$\mathbf{f}_A = \mathbf{f}_M - (\varepsilon\mu - 1) \frac{\partial}{\partial t} \frac{\mathbf{E} \times \mathbf{H}}{c} \quad (1.18)$$

is the Abraham force density [8]. Combining the momentum continuity equation, Eq. (1.16), with Poynting's theorem, Eq. (1.6), produces the matrix differential equation

$$\partial_\beta T_A^{\alpha\beta} = f_A^\alpha, \quad (1.19)$$

where $f_A^\alpha = (0, \mathbf{f}_A)$ is the Abraham four-force density, ∂_β is the four-divergence operator, as before, and

$$T_A^{\alpha\beta} = \begin{bmatrix} \frac{1}{2}(\mathbf{D} \cdot \mathbf{E} + \mathbf{B} \cdot \mathbf{H}) & (\mathbf{E} \times \mathbf{H})_1 & (\mathbf{E} \times \mathbf{H})_2 & (\mathbf{E} \times \mathbf{H})_3 \\ (\mathbf{E} \times \mathbf{H})_1 & W_{11} & W_{12} & W_{13} \\ (\mathbf{E} \times \mathbf{H})_2 & W_{21} & W_{22} & W_{23} \\ (\mathbf{E} \times \mathbf{H})_3 & W_{31} & W_{32} & W_{33} \end{bmatrix} \quad (1.20)$$

is a four-by-four matrix that is known as the Abraham energy-momentum tensor. The Abraham matrix differential continuity equation, Eq. (1.19), is a valid theorem of continuum electrodynamics.

From the beginning of the Abraham-Minkowski controversy it was known that the Minkowski momentum is greater than the incident momentum and that the Abraham momentum is smaller than the incident momentum. Initially, the system consists of a quasimonochromatic field propagating toward a stationary dielectric block. As the field enters the dielectric, the field may exert a radiation pressure transferring momentum from the field to the material subsystem. Efforts to measure radiation pressure and relate that to either the Abraham or

Minkowski momentum formula have met with mixed success and it is generally acknowledged that the experimental record provides support for both of the momentum formulas. We will not discuss the experimental results here because excellent reviews can be found in the existing scientific literature [3, 9].

The modern resolution of the Abraham–Minkowski momentum controversy is a scientific conformity in which the Abraham momentum,

$$\mathbf{G}_A = \int_{\sigma} \mathbf{g}_A dv = \int_{\sigma} \frac{\mathbf{E} \times \mathbf{H}}{c} dv, \quad (1.21)$$

and the Minkowski momentum,

$$\mathbf{G}_M = \int_{\sigma} \mathbf{g}_M dv = \int_{\sigma} \frac{\mathbf{D} \times \mathbf{B}}{c} dv, \quad (1.22)$$

are both “correct” with the understanding that neither is the total momentum [3, 4, 7, 10]. Electromagnetic momentum densities are integrated over all space σ . Either momentum can be used as the momentum of the electromagnetic field as long as it is augmented by a second form of momentum that is associated with the material in order to form the total momentum. In the most general interpretation, only the total momentum has physical meaning and the total momentum can be divided into arbitrary field and material components [3]. Notwithstanding the fact that the general interpretation is an obviously correct mathematical tautology, recent work of the last forty years, or so, attempts to assign components of the total momentum to specific functions, such as kinetic momentum and canonical momentum, and to specific subsystems, such as the radiation momentum and the material momentum. The proponents of these positions typically argue that some fundamental physical principle or law or some experiment selects either the Abraham form of momentum or the Minkowski form of momentum. Then, the cognoscenti point, once again, at the mathematical tautology that defines the resolution of the controversy and we are reminded that the allocation of momentum between field and material is a matter of convenience or personal preference or by what may be measurable in a specific configuration. Then, when a pulse of light traveling through free space impinges on a transparent linear medium, the momentum separates into field and material components arbitrarily imparting an indeterminate force to the material. While this result is physically abhorrent, it is the *only* result that can be advocated as long as we constrain ourselves to work within the formal system of continuum electrodynamics.

The current situation can be summarized as follows: Continuum electrodynamics is a formal system in which the macroscopic Maxwell equations and the constitutive relations are the axioms. Then, valid theorems are derived using algebra and calculus. Although Minkowski derived a valid theorem for the continuity of energy and momentum, Abraham showed that Minkowski’s theorem violates the law of conservation of angular momentum.

It is also known that the Minkowski momentum differs from the incident momentum, representing a violation of conservation of linear momentum. While it is usually argued that the electromagnetic system is not closed and that some momentum can be attributed to the kinematics of a material subsystem [3, 6, 11, 12], the gradient of the permittivity and permeability can be treated as sufficiently small that the Minkowski force density and the Helmholtz force density are negligible. In that limit, $\partial_{\beta} T_M^{\alpha\beta} = 0$, the electromagnetic system is closed but linear and angular momentum are not conserved. The derivation of a valid theorem that is demonstrably false means that the algebra that is used to derive theorems from the axioms is wrong or that the axioms of the formal theory, the macroscopic Maxwell equations, are wrong. Another option is for the conservation laws to be wrong.

Before coming to any conclusions, let us consider another pertinent example. We define a new macroscopic field variable

$$\mathbf{\Pi} = -\sqrt{\varepsilon\mu}\mathbf{E}. \quad (1.23)$$

As a definition, Eq. (1.23) is mathematically rigorous. We now limit consideration to a linear dielectric in which $\mu = 1$ [13]. Substituting the new variable into the macroscopic Maxwell equations, Eqs. (1.1), we obtain

$$\nabla \times \mathbf{B} + \frac{\eta}{c} \frac{\partial \mathbf{\Pi}}{\partial t} = 0 \quad (1.24a)$$

$$\nabla \cdot \mathbf{B} = 0 \quad (1.24b)$$

$$\nabla \times \mathbf{\Pi} - \frac{\eta}{c} \frac{\partial \mathbf{B}}{\partial t} = \frac{\nabla \eta}{\eta} \times \mathbf{\Pi} \quad (1.24c)$$

$$\nabla \cdot \mathbf{\Pi} = -\frac{\nabla \eta}{\eta} \cdot \mathbf{\Pi}, \quad (1.24d)$$

where

$$\eta^2 = \varepsilon \quad (1.25)$$

has been defined as a matter of notational convenience and familiarity. Equations (1.24) are valid theorems of continuum electrodynamics, both individually and collectively, but Eqs. (1.24) also violate the special theory of relativity. The microscopic, or vacuum, Maxwell equations have an invariance principle that is associated with the Lorentz factor

$$\gamma_v = \frac{1}{\sqrt{1 - \frac{v^2}{c^2}}}. \quad (1.26)$$

Obviously, Eqs. (1.24) do not obey that invariance principle as is required by the special theory of relativity. Again, the derivation of a valid theorem that is demonstrably false means that the algebra that is used to derive theorems from the axioms is wrong or that the axioms

of the formal theory, the macroscopic Maxwell equations, are wrong. Another option is for the special theory of relativity to be wrong, that is, proven false by continuum electrodynamics.

A wide variety of physical principles have been applied to establish the priority of one form of momentum over another, or to establish that the Abraham and Minkowski formulations are equally valid. The conclusions that have been reached and the opinions that have been offered are not always in complete agreement and are often contradictory. Typically, one assumes some fundamental physical principle or law and determines that this principle or law is consistent, or inconsistent, with the various momentum formulas. The correctness of the results are affirmed by the fundamental nature of the laws that are used as the basis of the analyses, such as the macroscopic Maxwell equations, the energy-momentum tensor continuity equation, the Lorentz force, the constancy of the center-of-mass energy velocity, Lorentz invariance, Lagrangian field theory, or averaged microscopic fields. No matter, the achievement of inconsistent and mutually contradictory results from fundamental physical principles insures that whatever we do can be proven wrong, even if it is not wrong. More generally, both correct results and incorrect results can be proven to be right and wrong, simultaneously, by the most fundamental physical theories in existence. In this environment, we must conclude that there is no identifiable basis, no favorite fundamental theory, from which to construct an uncontradicted resolution of the Abraham-Minkowski controversy.

Mutually contradictory results occur because some, most, or all of the fundamental physical principles, which are intrinsic to the vacuum, are misapplied to a region of space in which the speed of light differs from the vacuum speed of light c . In this article, we derive theoretical formulations of physical processes that take place in a simple linear dielectric material. We begin in Section II by defining a dielectric as a region of space in which the speed of light in the rest frame is c/n . In Section III, we derive

$$\nabla \times \mathbf{B} + \frac{\partial \mathbf{\Pi}}{\partial \bar{x}_0} = 0 \quad (1.27a)$$

$$\nabla \cdot \mathbf{B} = 0 \quad (1.27b)$$

$$\nabla \times \mathbf{\Pi} - \frac{\partial \mathbf{B}}{\partial \bar{x}_0} = \frac{\nabla n}{n} \times \mathbf{\Pi} \quad (1.27c)$$

$$\nabla \cdot \mathbf{\Pi} = -\frac{\nabla n}{n} \cdot \mathbf{\Pi} \quad (1.27d)$$

from Lagrangian field theory, where $\bar{x}_0 = ct/n$ is a time-like coordinate. Equations (1.24) and (1.27) are similar in appearance and have similar dynamics. The difference between the two set of equations is that Eqs. (1.27) have

no formal connection to the phenomenological macroscopic Maxwell equations, Eqs. (1.1). Decoupling the derivation of Eqs. (1.27) from the formal theory of classical continuum electrodynamics allows us to leave the phenomenological continuum electrodynamics, and the contradictions of the Abraham-Minkowski controversy, behind and to start anew using the results of the field theory, Eqs. (1.27), as the axioms of a new formal theory of continuum electrodynamics. Equations (1.27) apparently violate special relativity for the same reason as Eqs. (1.24). In Section IV, we derive the theory of special relativity for transformations between inertial coordinate systems in which both coordinate systems are in a region of space in which the speed of light is c/n . We find that Eqs. (1.27) are consistent with the theory of dielectric special relativity in an arbitrarily large dielectric medium. In Section V, we apply the results of Sections III and IV to the tensor formalism of electromagnetic energy and momentum conservation in a dielectric medium. We show that the corrected tensor energy-momentum continuity equation is a valid theorem of a formal theory of continuum electrodynamics in which the axioms are the equations of motion for the macroscopic $\mathbf{\Pi}$ and \mathbf{B} fields, Eqs. (1.27). In Section VI, we discuss relativistic issues related to the center-of-mass energy velocity in the Balazs thought experiment.

II. MACROSCOPIC PHYSICAL MODEL

A dielectric contains microscopic particles of matter that, to a good approximation, can be modeled as electric dipoles in which each dipole responds to the local electromagnetic field with a local polarization field. Materials that behave approximately like a simple dielectric at optical frequencies include transparent crystals, glass, polycarbonate, and even water and air. In theoretical work, various abstractions are employed in order to reduce the complexity of the real material at an appropriate level of detail. In Maxwellian continuum electrodynamics, a simple linear dielectric is an idealized model of a material as an isotropic homogeneous region of space in which a macroscopic polarization field $\mathbf{P} = \chi \mathbf{E}$ exists in response to the presence of a macroscopic electric field \mathbf{E} . Here we treat a simple linear dielectric as a homogeneous region of space in which light travels at an effective speed of c/n .

We consider a dielectric block (right rectangular prism) in free-space illuminated at normal incidence from the vacuum by a quasimonochromatic electromagnetic pulse in the plane-wave limit. The simple dielectric medium is linear, isotropic, homogeneous, transparent, and dispersionless. Although dielectrics in the real world are more complicated than this model of a simple linear dielectric, theoretical physics encourages us to reduce the complexity of the real world and to eliminate non-essential details in order to determine what is truly important. We acknowledge that plane waves and transparent and/or

dispersionless dielectrics are physically impossible in the real world. However, such concepts have definite usefulness in a discipline, theoretical physics, that embraces unnatural concepts like frictionless planes, elastic collisions, weightless rods, and water that cannot be pulled. In particular, the plane-wave limit does not imply infinite plane waves and infinite energy, only that the field has a transversely uniform amplitude and phase for a usefully large region of space before the amplitude falls smoothly to zero to provide a no-radiation condition at transverse spatial infinity. Furthermore, temporal dispersion is inconsequential in that we assume operation in a regime in which dispersion can be treated parametrically for the arbitrarily long quasimonochromatic electromagnetic field that is considered here. The dielectric block is draped with a gradient-index antireflection coating. Then in the rest frame of the dielectric block, the refractive index is a smoothly varying, real, and time-independent function of position in a large, but finite, region of space.

III. LAGRANGIAN FIELD DYNAMICS IN A DIELECTRIC-FILLED SPACE

In the vacuum of free space, we define an inertial reference frame $S(x, y, z)$ with orthogonal axes, x , y , and z . If a light pulse is emitted from the origin at time $t = 0$, then

$$x^2 + y^2 + z^2 - (ct)^2 = 0 \quad (3.1)$$

describes wavefronts in S . Defining a timelike spatial coordinate $x_0 = ct$, the four-vector $(x_0, \mathbf{x}) = (ct, x, y, z)$ represents the position of a point in a four-dimensional vacuum Minkowski spacetime. Now we consider an arbitrarily large region of space to be filled with a simple linear dielectric. In the rest frame of the simple linear medium, the constant refractive index n is the only property of a linear dielectric that is significant to the current problem and wavefronts follow from

$$x^2 + y^2 + z^2 - \left(\frac{ct}{n}\right)^2 = 0 \quad (3.2)$$

in the dielectric medium. Then the position of a point is represented by the four-vector $(\bar{x}_0, \mathbf{x}) = (c\tau, x, y, z)$ in a four-dimensional non-Minkowski material spacetime with $\bar{x}_0 = c\tau = ct/n$.

Starting with Eq. (3.1), it is straightforward to apply Lagrangian methods to derive the microscopic Maxwell equations of motion for the fields in free-space. If one adapts these same methods to fields in a dielectric then the macroscopic Maxwell equations, Eqs. (1.1), are obtained. This path leads directly into the morass of the Abraham–Minkowski controversy and, as shown in the introduction, to apparent contradictions with conservation laws and relativity. On the other hand, Eq. (3.2) seems to be a reasonable and responsible starting point for a field theory in an arbitrarily large dielectric-filled

space and we adopt Eq. (3.2), instead of Eq. (3.1). All of the differences from the extant vacuum-based theory are a consequence of our choice of representation.

For a system of particles, the transformation of the position vector \mathbf{x}_i of the i^{th} particle to J independent generalized coordinates is

$$\mathbf{x}_i = \mathbf{x}_i(\tau; q_1, q_2, \dots, q_J), \quad (3.3)$$

where $\tau = t/n$. Applying the chain rule, we obtain the virtual displacement

$$\delta \mathbf{x}_i = \sum_{j=1}^J \frac{\partial \mathbf{x}_i}{\partial q_j} \delta q_j \quad (3.4)$$

and the velocity

$$\mathbf{u}_i = \frac{d\mathbf{x}_i}{d\tau} = \sum_{j=1}^J \frac{\partial \mathbf{x}_i}{\partial q_j} \frac{dq_j}{d\tau} + \frac{\partial \mathbf{x}_i}{\partial \tau} \quad (3.5)$$

of the i^{th} particle in the new coordinate system. Substitution of

$$\frac{\partial \mathbf{u}_i}{\partial (dq_j/d\tau)} = \frac{\partial \mathbf{x}_i}{\partial q_j} \quad (3.6)$$

into the identity

$$\frac{d}{d\tau} \left(m \mathbf{u}_i \cdot \frac{\partial \mathbf{x}_i}{\partial q_j} \right) = m \frac{d\mathbf{u}_i}{d\tau} \cdot \frac{\partial \mathbf{x}_i}{\partial q_j} + m \mathbf{u}_i \cdot \frac{d}{d\tau} \left(\frac{\partial \mathbf{x}_i}{\partial q_j} \right) \quad (3.7)$$

yields

$$\frac{d\mathbf{p}_i}{d\tau} \cdot \frac{\partial \mathbf{x}_i}{\partial q_j} = \frac{d}{d\tau} \left(\frac{\partial}{\partial (dq_j/d\tau)} \frac{1}{2} m \mathbf{u}_i^2 \right) - \frac{\partial}{\partial q_j} \left(\frac{1}{2} m \mathbf{u}_i^2 \right). \quad (3.8)$$

For a system of particles in equilibrium, the virtual work of the applied forces \mathbf{f}_i vanishes and the virtual work on each particle vanishes leading to the principle of virtual work

$$\sum_i \mathbf{f}_i \cdot \delta \mathbf{x}_i = 0 \quad (3.9)$$

and D'Alembert's principle

$$\sum_i \left(\mathbf{f}_i - \frac{d\mathbf{p}_i}{d\tau} \right) \cdot \delta \mathbf{x}_i = 0. \quad (3.10)$$

Using Eqs. (3.4) and (3.8) and the kinetic energy of the i^{th} particle

$$T_i = \frac{1}{2} m \mathbf{u}_i^2, \quad (3.11)$$

we can write D'Alembert's principle, Eq. (3.10), as

$$\sum_j^J \left[\left(\frac{d}{d\tau} \left(\frac{\partial T}{\partial (dq_j/d\tau)} \right) - \frac{\partial T}{\partial q_j} \right) - Q_j \right] \delta q_j = 0 \quad (3.12)$$

in terms of the generalized forces

$$Q_j = \sum_i \mathbf{f}_i \cdot \frac{\partial \mathbf{x}_i}{\partial q_j}. \quad (3.13)$$

If the generalized forces come from a generalized scalar potential function V [14], then we can write Lagrange equations of motion

$$\frac{d}{d\tau} \left(\frac{\partial L}{\partial (\partial q_j / \partial \tau)} \right) - \frac{\partial L}{\partial q_j} = 0, \quad (3.14)$$

where $L = T - V$ is the Lagrangian. The canonical momentum is therefore

$$p_j = \frac{\partial L}{\partial (\partial q_j / \partial \tau)} \quad (3.15)$$

in a linear medium. Comparable derivations for the vacuum case appear in, for example, Goldstein [14] and Marion [15].

The field theory [16, 17] is based on a generalization of the discrete case in which the dynamics are derived from a Lagrangian density \mathcal{L} . The generalization of the Lagrange equation, Eq. (3.14), for fields in a linear medium is [16, 17]

$$\frac{d}{d\bar{x}_0} \frac{\partial \mathcal{L}}{\partial (\partial A_j / \partial \bar{x}_0)} = \frac{\partial \mathcal{L}}{\partial A_j} - \sum_i \partial_i \frac{\partial \mathcal{L}}{\partial (\partial_i A_j)}. \quad (3.16)$$

We take the Lagrangian density of the electromagnetic field in the medium to be

$$\mathcal{L} = \frac{1}{2} \left(\left(\frac{\partial \mathbf{A}}{\partial \bar{x}_0} \right)^2 - (\nabla \times \mathbf{A})^2 \right) + \frac{n\mathbf{J}}{c} \cdot \mathbf{A}. \quad (3.17)$$

Evaluating the components of Eqs. (3.16), we have

$$\frac{\partial \mathcal{L}}{\partial (\partial A_j / \partial \bar{x}_0)} = \frac{\partial A_j}{\partial \bar{x}_0} \quad (3.18)$$

$$\frac{\partial \mathcal{L}}{\partial A_j} = \frac{nJ_j}{c} \quad (3.19)$$

$$\sum_i \partial_i \frac{\partial \mathcal{L}}{\partial (\partial_i A_j)} = [\nabla \times \nabla \times \mathbf{A}]_j \quad (3.20)$$

for the Lagrangian density given in Eq. (3.17). Substituting the individual terms, Eqs. (3.18)–(3.20), into Eq. (3.16), the Lagrange equations of motion for the electromagnetic field in a dielectric are the three orthogonal components of the vector wave equation

$$\nabla \times \nabla \times \mathbf{A} + \frac{\partial^2 \mathbf{A}}{\partial \bar{x}_0^2} = \frac{n\mathbf{J}}{c}. \quad (3.21)$$

For fields, the canonical momentum density

$$\Pi_j = \frac{\partial \mathcal{L}}{\partial (\partial A_j / \partial \bar{x}_0)} \quad (3.22)$$

supplants the discrete canonical momentum defined in Eq. (3.15). We can write the second-order equation, Eq. (3.21), as a set of first-order differential equations. To that end, we introduce macroscopic field variables

$$\mathbf{\Pi} = \frac{\partial \mathbf{A}}{\partial \bar{x}_0} \quad (3.23)$$

$$\mathbf{B} = \nabla \times \mathbf{A}. \quad (3.24)$$

Obviously, $\mathbf{\Pi}$ is the canonical momentum field density whose components were defined in Eq. (3.22) after making the substitutions indicated by Eq. (3.18). Substituting the definition of the canonical momentum field $\mathbf{\Pi}$, Eq. (3.23), and the definition of the magnetic field \mathbf{B} , Eq. (3.24), into Eq. (3.21), we obtain a Maxwell–Ampère-like law

$$\nabla \times \mathbf{B} + \frac{\partial \mathbf{\Pi}}{\partial \bar{x}_0} = \frac{n\mathbf{J}}{c}. \quad (3.25)$$

The divergence of \mathbf{B} , Eq. (3.24), and the curl of $\mathbf{\Pi}$, Eq. (3.23), produce Thompson’s Law

$$\nabla \cdot \mathbf{B} = 0 \quad (3.26)$$

and a Faraday-like law

$$\nabla \times \mathbf{\Pi} - \frac{\partial \mathbf{B}}{\partial \bar{x}_0} = \frac{\nabla n}{n} \times \mathbf{\Pi}, \quad (3.27)$$

respectively. We posit the charge continuity law

$$\frac{\partial \rho_f}{\partial \bar{x}_0} = -\nabla \cdot \frac{n\mathbf{J}}{c} \quad (3.28)$$

that corresponds to conservation of free charges with a free charge density ρ_f in the continuum limit. The divergence of the variant Maxwell–Ampère Law, Eq. (3.25),

$$\frac{\partial}{\partial \bar{x}_0} \nabla \cdot \mathbf{\Pi} = -\frac{\nabla n}{n} \cdot \frac{\partial \mathbf{\Pi}}{\partial \bar{x}_0} + \nabla \cdot \frac{n\mathbf{J}}{c} \quad (3.29)$$

is combined with the charge continuity law, Eq. (3.28), to obtain

$$\frac{\partial}{\partial \bar{x}_0} \nabla \cdot \mathbf{\Pi} = -\frac{\nabla n}{n} \cdot \frac{\partial \mathbf{\Pi}}{\partial \bar{x}_0} - \frac{\partial \rho_f}{\partial \bar{x}_0}. \quad (3.30)$$

Integrating Eq. (3.30) with respect to the temporal coordinate yields a version of Gauss’s law

$$\nabla \cdot \mathbf{\Pi} = -\frac{\nabla n}{n} \cdot \mathbf{\Pi} - \rho_f - \rho_b, \quad (3.31)$$

where ρ_b is a constant of integration corresponding to a bound charge density. This completes the set of first-order equations of motion for the macroscopic fields, Eqs. (3.25)–(3.27) and (3.31) that were introduced in Sec. I as Eqs. (1.27). We have also added free charges and a free-charge current as a historical imperative due to their common appearance in the macroscopic Maxwell

equations. However, the notion of charges moving unimpeded in a continuous material is dubious because the displacement of the otherwise continuous dielectric by the charges is not treated in the theory. Consolidating the equations of motion and dropping the charges and currents, we have

$$\nabla \times \mathbf{B} + \frac{\partial \mathbf{\Pi}}{\partial \bar{x}_0} = 0 \quad (3.32a)$$

$$\nabla \cdot \mathbf{B} = 0 \quad (3.32b)$$

$$\nabla \times \mathbf{\Pi} - \frac{\partial \mathbf{B}}{\partial \bar{x}_0} = \frac{\nabla n}{n} \times \mathbf{\Pi} \quad (3.32c)$$

$$\nabla \cdot \mathbf{\Pi} = -\frac{\nabla n}{n} \cdot \mathbf{\Pi}. \quad (3.32d)$$

The equations of motion for the macroscopic fields, Eqs. (3.32), have the same appearance and the same dynamics as Eqs. (1.24) and the latter equations are valid theorems of Maxwellian continuum electrodynamics. This means that if the macroscopic Maxwell equations, Eqs. (1.1) and the constitutive equations are correct, then Eqs. (3.32) are also correct by correspondence to Eqs. (1.24). Likewise, if Eqs. (3.32) are proven false by some means, relativity, for example, or conservation or even the Balazs thought experiment, then Eqs. (1.24) are also false for the same reasons thereby disproving the macroscopic Maxwell equations. Then, we have accomplished something very significant in this section: The derivation of the equations of motion for the macroscopic fields Eqs. (3.32), is entirely independent of the formal theory of continuum electrodynamics as it currently exists. Decoupling the derivation of Eqs. (3.32) from the formal theory of classical continuum electrodynamics allows us to leave the phenomenologically-based continuum electrodynamics, and the associated contradictions, behind and to create, in Section V, a new, and disjoint, formal theory from a foundation in field theory.

IV. DIELECTRIC SPECIAL RELATIVITY

The Einstein theory of special relativity defines transformations between different inertial reference frames moving at constant velocities in vacuum [18, 19]. In a 1952 article, Rosen [20] argues that there should be a number of theories of relativity, each associated with an isotropic homogeneous medium in which a limiting speed is associated with the phenomena that take place in the medium. In Rosen's special relativities [20], and earlier work by Michels and Patterson [21], the vacuum speed of light that appears in the Lorentz factor is phenomenologically replaced by the speed of light c/n in the dielectric. Rosen uses a model of an arbitrarily large dielectric

medium in which the observers have no contact with the vacuum and proposes the material Lorentz factor γ_d ,

$$\gamma_d = \frac{1}{\sqrt{1 - n^2 v_d^2 / c^2}}, \quad (4.1)$$

where n is the macroscopic refractive index and v_d is the relative speed of the two coordinate systems in the dielectric. More recent work arrives at the material Lorentz factor (4.1) by a consideration of the transformation symmetry of the macroscopic Maxwell equations [22, 23]. The problem with Eq. (4.1) is that there is only one Lorentz factor

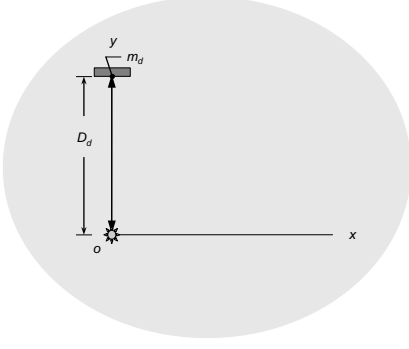
$$\gamma_v = \frac{1}{\sqrt{1 - v^2 / c^2}} \quad (4.2)$$

that is allowed by special relativity. However, special relativity is a theory that is intrinsic to empty space. Although a real-world dielectric is composed of particles and interactions in the vacuum, the empty space is eliminated in the continuum limit. Then, we cannot assume that Eq. (4.2) holds for a dielectric because this equation was derived for a different system. In this section, we explore coordinate transformations between inertial systems in an arbitrarily large simple dielectric medium and derive the previously phenomenological material Lorentz factor, Eq. (4.1). Then, the equations of motion for the macroscopic fields, Eqs. (3.32), are not contradicted by special relativity. The material Lorentz factor, Eq. (4.1), is appropriate for events that occur in the dielectric if the observer is likewise positioned inside the dielectric. We also consider how an outside observer, in the vacuum, would view events that happen in the dielectric. Then, the case of the vacuum-based observer viewing events in a dielectric is re-analyzed using the vacuum Lorentz factor, Eq. (4.2). We find that both approaches produce the same result for an observer in the vacuum of a laboratory frame of reference.

A. Coordinate Transformations in a Dielectric

We consider two inertial reference frames, $S(x, y, z)$ and $S'(x', y', z')$, in a standard configuration [18] in which x and x' are collinear, y is parallel to y' , z stays parallel to z' , and S' translates at a constant speed in the direction of the positive x -axis. The origins of the two systems coincide at some initial time. At each point in each coordinate system, time is measured by an idealized clock and all the clocks in each coordinate system have been synchronized by one of the usual methods.

As we are studying coordinate transformations in a simple linear dielectric, both coordinate axes are embedded in an arbitrarily large dielectric-filled region of space. At time $t_d = t'_d = 0$, a directional light pulse is emitted from the common origin, labeled o , along the y - and y' -axes. In the rest frame of the dielectric, S , the pulse is reflected by a mirror in the dielectric at point m_d and

FIG. 1: Coordinate frame S in the dielectric.

returns to the origin at time $t_d = \Delta t_d$ as shown in Fig. 1. Then the distance from the origin to the mirror is $D_d = c_d \Delta t_d / 2$, where c_d is the speed of light in the rest frame S of the dielectric.

The trajectory of the light pulse in the S' frame of reference is shown in Figure 2. The translation of the S' frame is transverse to the y -axis so the distance from the mirror at m'_d to the x' -axis is D_d , the same as the distance from the mirror at m_d to the x -axis. Viewed in the S' frame, the light pulse is emitted from the point o at time $t'_d = 0$, is reflected from the mirror at point m'_d , and is detected at the point d'_d at time $t'_d = \Delta t'_d$. During that time, the point of emission/detection has moved a distance $v_d \Delta t'_d$. By symmetry, the light is reflected from the mirror at a time $t'_d = \Delta t'_d / 2$ making the distance the light travels from the origin to the mirror $c'_d \Delta t'_d / 2$, where c'_d is the speed of light in the direction \vec{om}'_d in the S' frame of reference. By the Pythagorean theorem, we have

$$(c'_d \Delta t'_d)^2 = (c_d \Delta t_d)^2 + (v_d \Delta t'_d)^2. \quad (4.3)$$

We write the previous equation as

$$\Delta t'_d = \frac{\Delta t_d}{\sqrt{c_d'^2 / c_d^2 - v_d^2 / c_d^2}} \quad (4.4)$$

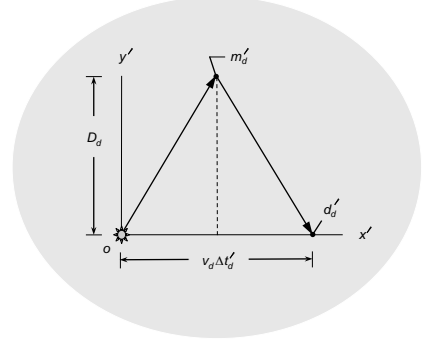
and define the Lorentz factor γ_d by

$$\Delta t'_d = \gamma_d \Delta t_d \quad (4.5)$$

such that

$$\gamma_d = \frac{1}{\sqrt{c_d'^2 / c_d^2 - v_d^2 / c_d^2}}. \quad (4.6)$$

At this point, there are more unknowns than equations and we can proceed no further without some additional condition. When Einstein faced the equivalent problem for free space, he postulated that light travels at a uniform speed c in the vacuum, regardless of the motion of

FIG. 2: Coordinate frame S' in the dielectric.

the source. Here, the isotropy of an arbitrarily large region of space in which the speed of light is c_d leads us to postulate that light travels at a uniform speed c_d in a homogeneous dielectric. Substituting $c'_d = c_d$ into Eq. (4.6) results in

$$\gamma_d = \frac{1}{\sqrt{1 - v_d^2 / c_d^2}}. \quad (4.7)$$

We could argue that the Lorentz factor is always the vacuum Lorentz factor, Eq. (4.2), because the dielectric can always be modeled as particles and interactions in the vacuum where special relativity is valid. However, our model is not the microscopic model of particles and interactions in the vacuum and we must deal with the macroscopic model that is before us. Then, in the limit of continuum electrodynamics, the macroscopic Lorentz factor for coordinate transformation in an arbitrarily large simple linear dielectric is given by Eq. (4.7). Now, the speed of light c_d will be different in different dielectrics. We are considering only materials in which the speed of light is inversely proportional to some constant n and we obtain

$$\gamma_d = \frac{1}{\sqrt{1 - n^2 v_d^2 / c^2}} \quad (4.8)$$

as our material Lorentz factor. The material Lorentz factor, Eq. (4.8), resolves the apparent contradiction between the equations of motion of the macroscopic fields, Eqs. (3.32), and special relativity.

B. Multimedia Coordinate Transformations

At this point, we know how to perform two types of transformations: transformations between coordinate systems in the vacuum and transformations between coordinate systems in a dielectric. Now we want to investigate how an outside observer, in the vacuum, would treat events that happen in the dielectric. To this end, we use the same set of axes S and S' to simultaneously perform both types of transformations by requiring that

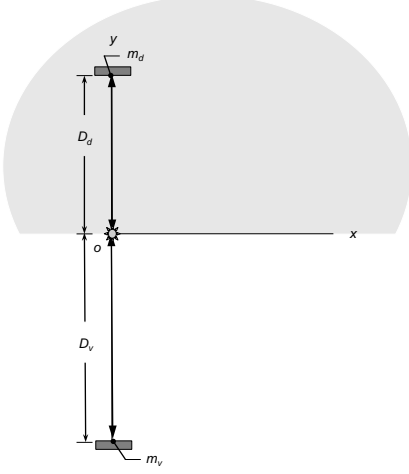


FIG. 3: Coordinate frame S at the dielectric/vacuum boundary.

the x , x' , z , and z' axes lie on the surface of a semi-infinite dielectric, Figs. 3 and 4. Then the upper half-space, $y > 0$ and $y' > 0$, is modeled with a real macroscopic index of refraction n in the rest-frame S where the speed of light is c/n . The lower half-space, $y < 0$ and $y' < 0$, is vacuum in which the speed of light is c . At time $t_d = t'_d = t_v = t'_v = 0$, a bi-directional light pulse is emitted from the common origin o along the $\pm y$ - and $\pm y'$ -axes. The pulse is reflected by a mirror in the vacuum at $y = -D_v$ and returns to the origin at time $\Delta t_v = 2D_v/c$. The pulse is also reflected by a mirror in the dielectric at $y = D_d$ and returns to the origin at time $\Delta t_d = 2nD_d/c$. The locations of the mirrors are adjusted so that both reflections return to the origin at the same time, such that

$$\Delta t_v = \Delta t_d \quad (4.9)$$

by construction.

The trajectory of the light pulse in the S' frame of reference is shown in Fig. 4. The translation of the S' frame is transverse to the y -axis so the distance from the mirror at m'_v to the x' -axis is D_v , the same as the distance from the mirror at m_v to the x -axis. Viewed from the S' frame, the light pulse is emitted from the point o at time $t'_v = 0$, is reflected from the mirror at point m'_v , and is detected at the point d'_v at time $t'_v = \Delta t'_v$. During that time, the point of emission/detection has moved a distance $v_v \Delta t'_v$.

Events that occur at both the same time and the same place in one inertial reference frame occur simultaneously in all inertial reference frames. The pulse that travels through the vacuum is reflected back to the origin and arrives at the same time that the pulse makes a round trip through the dielectric, Eq. (4.9). The principle of simultaneity gives us the condition

$$v_d \Delta t'_d = v_v \Delta t'_v. \quad (4.10)$$

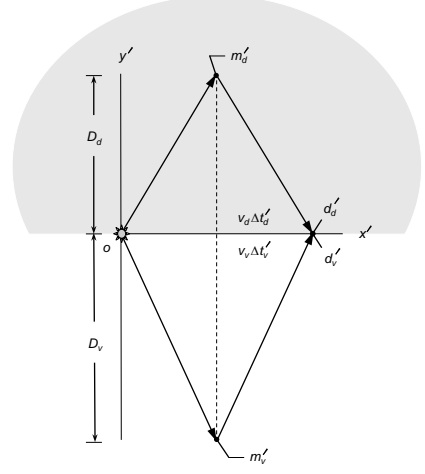


FIG. 4: Coordinate frame S' at the dielectric/vacuum boundary.

One can then square both sides of Eq. (4.10). Substituting

$$\Delta t'_v = \gamma_v \Delta t_v \quad (4.11)$$

from the vacuum theory and Eqs. (4.4) and (4.9) into the square of Eq. (4.10) yields

$$v_d^2 \left(1 - \frac{v_v^2}{c^2}\right) = v_v^2 \left(\frac{n^2 c_d'^2}{c^2} - \frac{n^2 v_d^2}{c^2}\right). \quad (4.12)$$

Grouping terms containing v_d^2 , the previous equation becomes

$$v_d^2 = v_v^2 \left(\frac{n^2 c_d'^2}{c^2}\right) \left(1 + \frac{n^2 v_v^2}{c^2} \left(1 - \frac{1}{n^2}\right)\right)^{-1}. \quad (4.13)$$

Substituting the speed of light in a dielectric $c'_d = c/n$ into Eq. (4.13) produces

$$v_d^2 = v_v^2 \left(1 + \frac{n^2 v_v^2}{c^2} \left(1 - \frac{1}{n^2}\right)\right)^{-1} \quad (4.14)$$

Then, from Eq. (4.10), we obtain

$$\frac{\Delta t_d'^2}{\Delta t_v'^2} = \left(1 + \frac{n^2 v_v^2}{c^2} \left(1 - \frac{1}{n^2}\right)\right). \quad (4.15)$$

Now the speed of light in S' is c/n for an observer in the dielectric, but the speed of light in the dielectric is

$$c_{ob}'^2 = c_d'^2 \left(\frac{\Delta t_d'^2}{\Delta t_v'^2}\right)^2 = \frac{c^2}{n^2} \left(1 + \frac{n^2 v_v^2}{c^2} \left(1 - \frac{1}{n^2}\right)\right) \quad (4.16)$$

as observed from a point in the vacuum, outside the dielectric.

Now, let us return to Eq. (4.5) and make a different assumption by adopting the vacuum Lorentz factor, regardless of the refractive index. Equating Eqs. (4.2) and (4.6), we obtain

$$c_d^2 = \frac{c^2}{n^2} \left(1 + \frac{n^2 v_v^2}{c^2} \left(1 - \frac{1}{n^2} \right) \right). \quad (4.17)$$

Comparing Eqs. (4.16) and (4.17), we see that the usual vacuum Lorentz factor, Eq. (4.2), can be used for events that occur in a dielectric if the observer is in the vacuum. However, the material Lorentz factor, Eq. (4.7), is appropriate if observers are within the dielectric.

C. Comparison and application

The equivalence of Eqs. (4.16) and (4.17) shows that Eqs. 4.1 and 4.2 are both correct formulations of the Lorentz factor, depending on the location of the observer and what we mean by “observer”. The term observer can be thought of as an anthropomorphism of a coordinate system. We can never place a matter-based observer, no matter how small, in a continuous dielectric because the model dielectric is continuous at all length scales and will be always be displaced. However, we have no problem with defining coordinate systems for a space that is fully occupied by a continuous dielectric. In that case, the transformations derived in the preceding sections are well-posed. Now, we are accustomed to associating physical measurements with matter-based observers. Then the necessity to make non-optical measurements in a vacuum leads to the establishment of a laboratory or “lab” frame of reference. It is not surprising that coordinate transformations are different in the different configurations.

Because matter cannot travel without impediment through a continuous medium, the application of this work is to propagation of light in a dielectric. In particular, we have found that symmetry of the equations of motion for macroscopic fields in a dielectric will depend on the environment of an observer. For an observer in the vacuum of a lab frame of reference, the symmetry is that of vacuum Lorentz transformations corresponding to the vacuum Lorentz factor. For an arbitrarily large dielectric, the observer is in the medium and the symmetry corresponds to the material Lorentz factor. Ignoring the distinction leads to incompatibility between the equations of motion for the fields and the tensor formulation of the conservation laws, that is, the Abraham–Minkowski controversy.

D. Dielectric Spacetime

Einstein’s special relativity has conventionally been defined on a four-dimensional Minkowski spacetime (ct, x, y, z) with three orthogonal spatial coordinates, $x_1 = x, x_2 = y, x_3 = z$, and one timelike coordinate $x_0 = ct$. In examining the equations of motion,

Eqs. (3.32) (and Eqs. (1.24)), we see that both of the curl equations are written in a coordinate system in which the time-like coordinate $\bar{x}_0 = ct/n$ belongs to some non-Minkowski material spacetime (\bar{x}_0, x, y, z) in which light travels at speed c/n . Contrast this with Faraday’s law, Eq. (1.1c) that is written using the usual Minkowski time-like coordinate $x_0 = ct$. Using $\mathbf{D} = n^2 \mathbf{E}$, the Maxwell–Ampère law, Eq. (1.1a), is cast in a non-Minkowski spacetime with $\bar{x}_0 = n^2 c/t$ corresponding to a speed of light c/n^2 . Then the coupled equations of motion that are known as the macroscopic Maxwell equations, Eq. (1.1), are written in an inconsistent system of units. This is not ordinarily a problem because the equations are usually applied individually, in vector form. As sets of equations, the coupled equations of motion, Eqs. (1.1) and (1.24), have different tensor properties. Then what appears to be simple algebraic operations on vectors, when the coupled vector equations are considered individually, is an improper tensor transformation of coordinates of the coupled equations of motion. Hence the need for Eqs. (3.32) to stand apart from Eqs. (1.24).

V. CONSERVATION LAWS AND $\{\Pi, \mathbf{B}\}$ ELECTRODYNAMICS

A continuity equation reflects the conservation of a continuous scalar property in a flow in terms of the equality of the net rate of flux out of the volume and the time rate of change of the property density field inside the volume. For a conserved scalar property, the continuity equation of the property density

$$\frac{\partial \rho}{\partial t} + \nabla \cdot \mathbf{g} = 0, \quad (5.1)$$

is derived by applying the divergence theorem to a Taylor series expansion of the property density field ρ and the property flux density field $\mathbf{g} = \rho \mathbf{u}$ to unimpeded flow in an otherwise empty volume [24]. For flow through a dielectric-filled volume in which the speed of light is c/n the temporal coordinate is $\tau = t/n$ and the timelike coordinate is $\bar{x}_0 = ct/n$ as shown in Sections III and IV. Then

$$\frac{\partial \rho}{\partial \bar{x}_0} + \nabla \cdot (c\mathbf{g}) = 0. \quad (5.2)$$

In principle, continuity equations for total energy and total linear momentum can be combined to form a tensor energy–momentum continuity equation. Then the tensor energy–momentum formalism has several required characteristics that cause the conservation laws to be obeyed:

1) The total energy and the total linear momentum are conserved. The integral over all space of $T^{\alpha 0}$ is invariant in time [25].

2) The total energy–momentum tensor is symmetric insuring conservation of angular momentum [25].

3) For light, the trace of the energy–momentum tensor is zero corresponding to the continuum limit of a flow of massless noninteracting

particles [25].

4) The continuity equations of the total energy and total momentum are generated by the material four-divergence of the energy-momentum tensor, $\bar{\partial}_\beta T^{\alpha\beta} = 0$, where

$$\bar{\partial}_\beta = \left(\frac{\partial}{\partial \bar{x}_0}, \frac{\partial}{\partial x}, \frac{\partial}{\partial y}, \frac{\partial}{\partial z} \right) \quad (5.3)$$

is the material four-divergence operator [23]. In Ref. [13], we used global conservation principles to show that the equations of motion for the macroscopic fields, Eqs. (1.24), that were derived from the macroscopic Maxwell equations using the formal theory of continuum electrodynamics are consistent with the tensor energy-momentum formalism. The problem is that, under continuum electrodynamics, we can perform valid operations that change the tensor properties of the equations. In order to maintain consistency with the energy-momentum tensor formalism we need to restrict the kinds of transformations that can be applied to the equations of motion of the macroscopic fields.

We must create a new axiomatic formal theory of continuum electrodynamics that codifies only allowed transformations into the rules. The equations of motion for the macroscopic fields, Eqs. (3.32), were derived in Section III from Lagrangian field theory. There are only two macroscopic fields in the theory and we disavow the phenomenological fields \mathbf{E} , \mathbf{D} , and \mathbf{H} , the permittivity and permeability, and the constitutive relations, Eqs. (1.2). In particular, the relation between $\mathbf{\Pi}$ and \mathbf{E} , Eq. (1.23), is invalid. Then the macroscopic Maxwell equations cannot be derived as a valid theorem from our new axioms and that is a good thing because the macroscopic Maxwell equations are disproved by the conservation laws and by the use of an inconsistent coordinate system.

The equations of motion for the macroscopic fields, Eqs. (3.32a) and (3.32c), can be combined in the usual manner, using algebra and calculus, to write an energy continuity equation

$$\frac{\partial}{\partial \bar{x}_0} \left[\frac{1}{2} (\mathbf{\Pi}^2 + \mathbf{B}^2) \right] + \nabla \cdot (\mathbf{B} \times \mathbf{\Pi}) = \frac{\nabla n}{n} \cdot (\mathbf{B} \times \mathbf{\Pi}) \quad (5.4)$$

in terms of an energy density

$$\rho = \frac{1}{2} (\mathbf{\Pi}^2 + \mathbf{B}^2), \quad (5.5)$$

a momentum density

$$\mathbf{g} = \frac{\mathbf{B} \times \mathbf{\Pi}}{c}, \quad (5.6)$$

and a power density

$$p = \frac{\nabla n}{n} \cdot (\mathbf{B} \times \mathbf{\Pi}). \quad (5.7)$$

Likewise, we can combine Eqs. (5.3) to derive the momentum continuity equation

$$\frac{\partial(\mathbf{B} \times \mathbf{\Pi})}{\partial \bar{x}_0} + \nabla \cdot \mathbf{W} = -\mathbf{\Pi} \left(\mathbf{\Pi} \cdot \frac{\nabla n}{n} \right), \quad (5.8)$$

where the Maxwell stress-tensor \mathbf{W} is

$$W_{ij} = -\Pi_i \Pi_j - B_i B_j + \frac{1}{2} (\mathbf{\Pi}^2 + \mathbf{B}^2) \delta_{ij} \quad (5.9)$$

and

$$\mathbf{f} = -\mathbf{\Pi} \left(\mathbf{\Pi} \cdot \frac{\nabla n}{n} \right) \quad (5.10)$$

is a force density. Then the continuity equations, Eqs. (5.4) and (5.8), can be written as

$$\bar{\partial}_\alpha T^{\alpha\beta} = (p, \mathbf{f}) \quad (5.11)$$

where

$$T^{\alpha\beta} = \begin{bmatrix} (\mathbf{\Pi}^2 + \mathbf{B}^2)/2 & (\mathbf{B} \times \mathbf{\Pi})_1 & (\mathbf{B} \times \mathbf{\Pi})_2 & (\mathbf{B} \times \mathbf{\Pi})_3 \\ (\mathbf{B} \times \mathbf{\Pi})_1 & W_{11} & W_{12} & W_{13} \\ (\mathbf{B} \times \mathbf{\Pi})_2 & W_{21} & W_{22} & W_{23} \\ (\mathbf{B} \times \mathbf{\Pi})_3 & W_{31} & W_{32} & W_{33} \end{bmatrix} \quad (5.12)$$

is the energy-momentum tensor. Now, we require for the variation of the refractive index to be sufficiently small that the force density and power density can be neglected although the force density is already negligible in the plane-wave limit, such that

$$\bar{\partial}_\alpha T^{\alpha\beta} = 0. \quad (5.13)$$

Note that Eq. (5.13), with energy-momentum tensor, Eq. (5.12) satisfies all the criteria that are listed above for the conservation laws to be satisfied. Because the right-hand side of Eq. (5.13) is nil, there is no mechanism in the theory to couple to any sub-system by a source or sink of energy or momentum. Therefore, the electromagnetic system is thermodynamically closed. In this limit, the energy density, Eq. (5.5), is the total energy density, the momentum density, Eq. (5.6), is the total momentum density, and the energy-momentum tensor, Eq. (5.12), is the total energy-momentum tensor. Integrating the total electromagnetic momentum density of Eq. (5.6) over all space σ , we have the total momentum

$$\mathbf{G} = \int_\sigma \frac{\mathbf{B} \times \mathbf{\Pi}}{c} dv. \quad (5.14)$$

Then the total energy

$$E = \int_\sigma \frac{\mathbf{\Pi}^2 + \mathbf{B}^2}{2} dv \quad (5.15)$$

is obtained by integrating Eq. (5.5) over all space σ . All of the quantities that constitute the total energy density, total momentum density, and total energy-momentum tensor are electromagnetic quantities with the caveat that the gradient of the refractive index is small. Although rigorous results are restricted to a limiting case, the the real-world necessity of a non-zero gradient does not grant unlimited license for ad-hoc optically induced forces. The opposite limit of a piecewise homogeneous medium without an antireflection coating will be considered in a separate article.

VI. THE BALAZS THOUGHT EXPERIMENT

In 1953, Balazs [26] proposed a thought experiment to resolve the Abraham–Minkowski controversy that was based on the law of conservation of momentum and a theorem that the center of mass, including the rest mass that is associated with the energy, moves at a uniform velocity. The total energy

$$E = (\mathbf{p} \cdot \mathbf{p}c^2 + m^2c^4)^{1/2} \quad (6.1)$$

becomes the Einstein formula $E = mc^2$ for nonrelativistic particles in the limit $\mathbf{v}/c \rightarrow 0$. Then there is a rest mass $m = E/c^2$ that is associated with an electromagnetic pulse with energy E . Now, light travels at speed c/n in a dielectric so the momentum amplitude of the field inside the dielectric

$$|\mathbf{p}| = m|\mathbf{v}| = mc/n = E/(cn) \quad (6.2)$$

is smaller than the incident momentum amplitude $mc = E/c$ by a factor of n . Then, the electromagnetic momentum inside the dielectric is proved to be the Abraham momentum [26–28]. In order for total momentum to be conserved, the electromagnetic momentum must be supplemented by a material momentum that is associated with the movement of the block. If the center-of-mass velocity is to be constant, then the dielectric block of mass M must have a momentum $Mv = (n-1)E/(cn)$ while the field is in the medium. In this picture, the field accelerates the dielectric block as it enters the medium. Then the block of material travels at a constant speed $v = (n-1)E/(nM)$ while the field is in the medium and the block is decelerated as the field exits. However, $\mathbf{p} = m\mathbf{v}$ is a non-relativistic formula, $\mathbf{v}/c \rightarrow 0$, and does not imply Eq. (6.2). Then $|\mathbf{p}| \neq (E/c^2)(c/n)$ for the electromagnetic field in a dielectric.

The rest mass is the maximum mass that can be created in a complete transformation of pure energy to pure matter. Ordinarily, we would be discussing the transformation of some portion of the total energy and/or mass through a process like radioactivity, fission, or fusion, that is $\Delta m = \Delta E/c^2$. That is not the case here where $\Delta m = \Delta E/c^2 = 0$. For massless particles, like photons,

Eq. (6.1) becomes $E = |\mathbf{p}|c$. Because the energy of the electromagnetic field is the energy of the photons of which it is comprised, we obtain

$$|\mathbf{G}| = \int_{\sigma} \frac{1}{2} \frac{\mathbf{\Pi}^2 + \mathbf{B}^2}{c} dv, \quad (6.3)$$

where \mathbf{G} is used for electromagnetic momentum, rather than \mathbf{p} . Using orthogonality of the fields, we have

$$|\mathbf{G}| = \int_{\sigma} \left| \frac{\mathbf{B} \times \mathbf{\Pi}}{c} \right| dv, \quad (6.4)$$

where $|\mathbf{\Pi}| = |\mathbf{B}|$, to a very good approximation, for quasi-monochromatic fields. Then the electromagnetic momentum, Eq.(6.4), that is obtained from the Balazs thought experiment is the same as the total momentum [3, 13, 29], Eq. (5.13) that is derived from equations of motion for the macroscopic fields, Eqs. (3.32). The result could not be otherwise because both the total momentum magnitude, Eq. (6.4), and the total energy, Eq. (5.15), have a quadratic dependence on the refractive index and vector potential, $n^2|\mathbf{A}|^2$, and both must be conserved.

VII. CONCLUSION

In this article, we treated Maxwellian continuum electrodynamics as an axiomatic formal theory and showed that valid theorems of the formal theory are contradicted by conservation laws and relativity. Axiomatic formal theory is a cornerstone of abstract mathematics and the contradiction of valid theorems by other laws of physics forcefully disproves proven physical theory. We then established a rigorous basis for a reformulation of theoretical continuum electrodynamics by deriving equations of motion for the macroscopic fields from Lagrangian field theory adapted for a dielectric-filled spacetime. We showed that the reformulation is consistent with relativity, the energy–momentum tensor formalism, and the Balazs thought experiment for a dielectric medium. The Abraham–Minkowski controversy is trivially resolved as a valid tensor total energy–momentum continuity theorem of the reformulated continuum electrodynamics.

-
- [1] H. Minkowski, *Nachr. Ges. Wiss. Göttingen* **53** (1908).
 - [2] M. Abraham, *Rend. Circ. Mat. Palermo* **28**, 1 (1909).
 - [3] R. N. C. Pfeifer, T. A. Nieminen, N. R. Heckenberg, and H. Rubinsztein-Dunlop, *Rev. Mod. Phys.* **79**, 1197 (2007).
 - [4] S. M. Barnett and R. Loudon, *Phil. Trans. Roy. Soc. A* **368**, 927 (2010).
 - [5] P. W. Milonni and R. W. Boyd, *Adv. Opt. Photonics* **2**, 519 (2010).
 - [6] B. A. Kemp, *J. App. Phys.* **109**, 111101 (2011).
 - [7] Y. N. Obukhov, *Ann. Physik* **17**, 830 (2008).
 - [8] C. Møller, *The Theory of Relativity*, 2nd ed., (Oxford University, 1972).
 - [9] I. Brevik, *Phys. Rep.* **52**, 133 (1979).
 - [10] S. M. Barnett, *Phys. Rev. Lett.* **104**, 070401 (2010).
 - [11] D. F. Nelson, *Phys. Rev. A* **44**, 3985 (1991).
 - [12] T. Ramos, G. F. Rubilar, and Y. N. Obukhov, *J. Opt.* **17**, 025611 (2015).
 - [13] M. E. Crenshaw, *J. Math. Phys.* **55**, 042901 (2014).
 - [14] H. Goldstein, *Classical Mechanics* 2nd ed. (Addison-Wesley, Reading, 1980).
 - [15] J. B. Marion, *Classical Dynamics of Particles and Sys-*

- tems* (Academic, New York, 1970).
- [16] C. Cohen-Tannoudji, J. Dupont-Roc, and G. Grynberg, *Photons and Atoms* (Wiley, New York, 1989).
 - [17] M. Hillery and L. Mlodinow, Phys. Rev. A **55**, 678.
 - [18] W. Rindler, *Introduction to Special Relativity*, (Oxford University Press, New York, 1982).
 - [19] P. M. Schwarz and J. J. Schwarz, *Special Relativity From Einstein to Strings*, Cambridge University Press, Cambridge (2004).
 - [20] N. Rosen, Am. J. Phys **20**, 161 (1952).
 - [21] W. C. Michels and A. L. Patterson, Phys. Rev. **60**, 589 (1941).
 - [22] V. A. Red'kov and G. J. Spix, Proc. of XII Ann. Sem. Nonlinear Phenomena in Complex Systems. Minks., 118 (2005)
 - [23] F. Ravndal, arxiv preprint arXiv:0804.4013 (2008).
 - [24] R. W. Fox and A. T. McDonald, *Introduction to Fluid Dynamics*, 2nd. ed. (Wiley, New York, 1978).
 - [25] L. D. Landau and E. M. Lifshitz, *The Classical Theory of Fields*, 4th. ed., (Elsevier, Amsterdam, 2006).
 - [26] N. L. Balazs, Phys. Rev. **91**, 408 (1953).
 - [27] T. Ramos, G. F. Rubilar, and Y. N. Obukhov, Phys. Lett. A **375**, 1703 (2011).
 - [28] V. P. Torchigin and A. V. Torchigin, Phys. Res. Int. **2014**, 126436 (2014).
 - [29] J. P. Gordon, Phys. Rev. A **8**, 14 (1973).