

# Noisy Channel-Output Feedback Capacity of the Linear Deterministic Interference Channel

Victor Quintero, Samir M. Perlaza, Jean-Marie Gorce

**Abstract**—In this paper, the capacity region of the two-user linear deterministic (LD) interference channel with noisy output feedback (IC-NOF) is fully characterized. This result allows the identification of several asymmetric scenarios in which implementing channel-output feedback in only one of the transmitter-receiver pairs is as beneficial as implementing it in both links, in terms of achievable individual rate and sum-rate improvements w.r.t. the case without feedback. In other scenarios, the use of channel-output feedback in any of the transmitter-receiver pairs benefits only one of the two pairs in terms of achievable individual rate improvements or simply, it turns out to be useless, i.e., the capacity regions with and without feedback turn out to be identical even in the full absence of noise in the feedback links.

**Index Terms**—Capacity, Linear Deterministic Interference Channel, Noisy Output-Feedback.

## I. INTRODUCTION

Perfect channel-output feedback (POF) has been shown to dramatically enlarge the capacity region of the two-user interference channel (IC) [1], [2], [3]. The same observation has been made in other types of ICs with larger number of transmitter-receiver pairs [4]. In general, when a transmitter observes the channel-output at its intended receiver, it obtains a noisy version of the sum of its own transmitted signal and the interfering signals from other transmitters. This implies that, subject to a finite delay, transmitters know at least partially the information transmitted by other transmitters in the network. Hence, channel-output feedback allows using the interference as side-information. Unfortunately, the benefits of feedback are less well understood in a more realistic case in which the channel-output feedback links are impaired by additive noise. The capacity region of the LD-IC with noisy channel-output feedback (NOF) is known only in the two user-symmetric case, see [5].

In this paper, the capacity region of the two-user LD-IC-NOF is fully characterized. This result allows the exact identification of the asymmetric interference regimes in which the capacity region of the LD-IC is enlarged thanks to the action of channel-output feedback. At the same time, it reveals that there exist configurations in which channel-output feedback is absolutely useless in terms of capacity region improvement. Due to space constraints, the converse part of the proof is presented in [6]. However, the achievability scheme, which is optimized for the IC-NOF using a three-part message splitting, superposition coding and backward decoding, as first suggested by other authors in [1], [3], [7], is studied in detail.

## II. LINEAR DETERMINISTIC INTERFERENCE CHANNEL WITH NOISY-CHANNEL OUTPUT FEEDBACK

Consider the two-user LD-IC-NOF, with parameters  $\vec{n}_{11}$ ,  $\vec{n}_{22}$ ,  $n_{12}$ ,  $n_{21}$ ,  $\vec{n}_{11}$  and  $\vec{n}_{22}$  described in Fig. 1.  $\vec{n}_{ii}$ ,

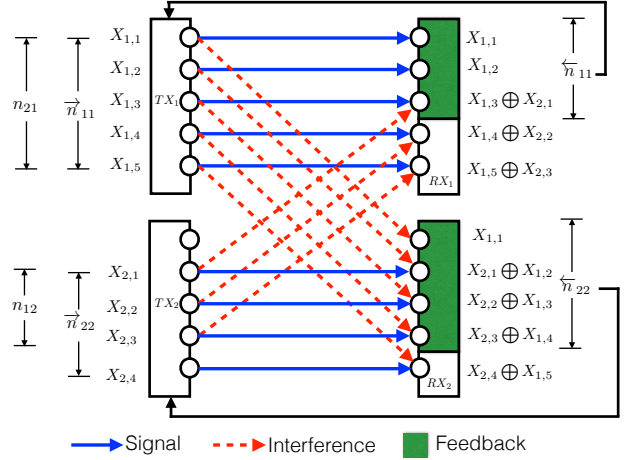


Fig. 1. Two-user linear deterministic interference channel with noisy channel-output feedback (LD-IC-NOF).

$i \in \{1, 2\}$ , is a non-negative integer used to represent the signal-noise ratio (SNR) in receiver  $i$ ;  $n_{ij}$ ,  $i \in \{1, 2\}$  and  $j \in \{1, 2\} \setminus \{i\}$ , is a non-negative integer used to represent the interference-noise ratio (INR) in receiver  $i$  from transmitter  $j$ ; and  $\vec{n}_{ii}$ ,  $i \in \{1, 2\}$ , is a non-negative integer used to represent the signal-noise ratio (SNR) in transmitter  $i$  in the feedback link from receiver  $i$ . At transmitter  $i$ , with  $i \in \{1, 2\}$ , the channel-input  $\mathbf{X}_i^{(n)}$  at channel use  $n$ , with  $n \in \{1, \dots, N\}$ , is a  $q$ -dimensional binary vector  $\mathbf{X}_i^{(n)} = (X_{i,1}^{(n)}, \dots, X_{i,q}^{(n)})^T$ , with  $q = \max(\vec{n}_{11}, \vec{n}_{22}, n_{12}, n_{21})$  and  $N$  the block-length. At receiver  $i$ , the channel-output  $\mathbf{Y}_i^{(n)}$  at channel use  $n$  is also a  $q$ -dimensional binary vector  $\mathbf{Y}_i^{(n)} = (Y_{i,1}^{(n)}, \dots, Y_{i,q}^{(n)})^T$ . The input-output relation during channel use  $n$  is given as follows

$$\vec{\mathbf{Y}}_i^{(n)} = \mathbf{S}^{q - \vec{n}_{ii}} \mathbf{X}_i^{(n)} + \mathbf{S}^{q - n_{ij}} \mathbf{X}_j^{(n)}, \quad (1)$$

and the feedback signal available at transmitter  $i$  at the end of channel use  $n$  is:

$$\vec{\mathbf{Y}}_i^{(n)} = \mathbf{S}^{(q - \vec{n}_{ii}) + d} \vec{\mathbf{Y}}_i^{(n-d)}, \quad (2)$$

where  $d$  is a finite delay, additions and multiplications are defined over the binary field, and  $\mathbf{S}$  is a  $q \times q$  lower shift matrix. Transmitter  $i$  sends  $M_i$  information bits  $b_{i,1}, \dots, b_{i,M_i}$  by sending the codeword  $(\mathbf{X}_i^{(1)}, \dots, \mathbf{X}_i^{(N)})$ . The encoder of transmitter  $i$  can be modeled as a set of deterministic mappings  $f_i^{(1)}, \dots, f_i^{(N)}$ , with  $f_i^{(1)} : \{0, 1\}^{M_i} \rightarrow \{0, 1\}^q$  and  $\forall t \in \{2, \dots, N\}$ ,  $f_i^{(t)} : \{0, 1\}^{M_i} \times \{0, 1\}^{q(n-1)} \rightarrow \{0, 1\}^q$ ,

The authors are with the Institut National de Recherche en Informatique et en Automatique (INRIA), Lyon, France. ({Victor.Quintero-Florez, Samir.Pperlaza, Jean-Marie.Gorce}@inria.fr)

Victor Quintero and Jean-Marie Gorce are also with the Institut National de Sciences Appliquées (INSA) de Lyon, France.

Victor Quintero is also with Universidad del Cauca, Popayán, Colombia.

This research is supported in part by Universidad del Cauca and the Administrative Department of Science, Technology and Innovation of Colombia (Colciencias), fellowship number 617-2013.

such that

$$\mathbf{X}_i^{(1)} = f_i^{(1)}(b_{i,1}, \dots, b_{i,M_i}) \text{ and } \forall t \in \{2, \dots, N\}, \quad (3)$$

$$\mathbf{X}_i^{(n)} = f_i^{(n)}(b_{i,1}, \dots, b_{i,M_i}, \hat{\mathbf{Y}}_i^{(1)}, \dots, \hat{\mathbf{Y}}_i^{(n-1)}). \quad (4)$$

At the end of the block, receiver  $i$  uses the sequence  $\mathbf{Y}_i^{(1)}, \dots, \mathbf{Y}_i^{(N)}$  to generate the estimates  $\hat{b}_{i,1}, \dots, \hat{b}_{i,M_i}$ . The average bit error probability at receiver  $i$ , denoted by  $p_i$ , is calculated as follows

$$p_i = \frac{1}{M_i} \sum_{\ell=1}^{M_i} \mathbb{1}_{\{\hat{b}_{i,\ell} \neq b_{i,\ell}\}}. \quad (5)$$

A rate pair  $(R_1, R_2) \in \mathbb{R}_+^2$  is said to be achievable if it satisfies the following definition.

**Definition 1 (Achievable Rate Pairs):** The rate pair  $(R_1, R_2) \in \mathbb{R}_+^2$  is achievable if there exists at least one pair of codebooks  $\mathcal{X}_1$  and  $\mathcal{X}_2$  with codewords of length  $N_1$  and  $N_2$ , respectively, with the corresponding encoding functions  $f_1^{(1)}, \dots, f_1^{(N_1)}$  and  $f_2^{(1)}, \dots, f_2^{(N_2)}$  such that the average bit error probability can be made arbitrarily small by letting the block lengths  $N_1$  and  $N_2$  grow to infinity.

The following section determines the set of all the rate pairs  $(R_1, R_2)$  that are achievable in the LD-IC-NOF with parameters  $\vec{n}_{11}, \vec{n}_{22}, n_{12}, n_{21}, \overleftarrow{n}_{11}$  and  $\overleftarrow{n}_{22}$ .

### III. MAIN RESULTS

Denote by  $\mathcal{C}(\vec{n}_{11}, \vec{n}_{22}, n_{12}, n_{21}, \overleftarrow{n}_{11}, \overleftarrow{n}_{22})$  the capacity region of the LD-IC-NOF with parameters  $\vec{n}_{11}, \vec{n}_{22}, n_{12}, n_{21}, \overleftarrow{n}_{11}$  and  $\overleftarrow{n}_{22}$ . Theorem 1 (top of next page) fully characterizes the capacity region  $\mathcal{C}(\vec{n}_{11}, \vec{n}_{22}, n_{12}, n_{21}, \overleftarrow{n}_{11}, \overleftarrow{n}_{22})$ .

#### A. Proofs

The proof of Theorem 1 is presented in [6]. The achievability scheme is formally described in Appendix A. Note that it uses a three-part message splitting, superposition coding and backward decoding, as first suggested in [1], [3], [7]. More importantly, the coding scheme is general and thus, it holds for other IC-NOF, i.e., Gaussian IC-NOF. However, the scope of this paper is exclusively the case of the linear deterministic approximation.

#### B. Discussion

This section provides a set of examples in which particular scenarios are highlighted to show that channel-output feedback can be strongly beneficial for enlarging the capacity region of the two-user LD-IC. At the same time, it also highlights other examples in which channel-output feedback does not bring any benefit in terms of the capacity region. These benefits are given in terms of the following metrics: (a) individual rate improvements  $\Delta_1$  and  $\Delta_2$ ; and (b) sum-rate improvement  $\Sigma$ . In all cases, these improvements are measured with respect to the case without feedback.

In order to formally define  $\Delta_1, \Delta_2$  and  $\Sigma$ , consider an LD-IC-NOF with parameters  $\vec{n}_{11}, \vec{n}_{22}, n_{12}, n_{21}, \overleftarrow{n}_{11}$  and  $\overleftarrow{n}_{22}$ .

The maximum improvement  $\Delta_i(\vec{n}_{11}, \vec{n}_{22}, n_{12}, n_{21}, \overleftarrow{n}_{11}, \overleftarrow{n}_{22})$  of the individual rate  $R_i$  due to the effect of channel-output feedback with respect to the case without feedback is:

$$\Delta_i(\vec{n}_{11}, \vec{n}_{22}, n_{12}, n_{21}, \overleftarrow{n}_{11}, \overleftarrow{n}_{22}) = \max_{R_j > 0} \sup_{\substack{(R_i, R_j) \in \mathcal{C}_1 \\ (R_i^\dagger, R_j^\dagger) \in \mathcal{C}_2}} R_i - R_i^\dagger, \quad (11)$$

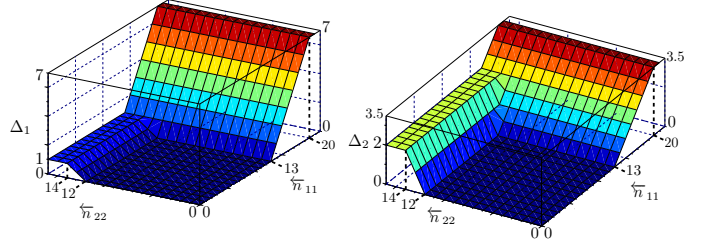


Fig. 2. Maximum improvement of individual rates of the example in Sec. III-B1

and the maximum sum rate improvement  $\Sigma(\vec{n}_{11}, \vec{n}_{22}, n_{12}, n_{21}, \overleftarrow{n}_{11}, \overleftarrow{n}_{22})$  with respect to the case without feedback is:

$$\Sigma(\vec{n}_{11}, \vec{n}_{22}, n_{12}, n_{21}, \overleftarrow{n}_{11}, \overleftarrow{n}_{22}) = \sup_{\substack{(R_1, R_2) \in \mathcal{C}_1 \\ (R_1^\dagger, R_2^\dagger) \in \mathcal{C}_2}} R_1 + R_2 - (R_1^\dagger + R_2^\dagger), \quad (12)$$

where  $\mathcal{C}_1 = \mathcal{C}(\vec{n}_{11}, \vec{n}_{22}, n_{12}, n_{21}, \overleftarrow{n}_{11}, \overleftarrow{n}_{22})$  and  $\mathcal{C}_2 = \mathcal{C}(\vec{n}_{11}, \vec{n}_{22}, n_{12}, n_{21}, 0, 0)$  are the capacity region with noisy channel-output feedback and without feedback, respectively. The following describes particular scenarios that highlight some interesting observations.

1) *Example 1: Only one channel-output feedback link allows simultaneous maximum improvement of both individual rates:* Consider the case in which transmitter-receiver pairs 1 and 2 are in weak and moderate interference regimes, with  $\vec{n}_{11} = 20, \vec{n}_{22} = 15, n_{12} = 12, n_{21} = 13$ . In Fig. 2,  $\Delta_i(20, 15, 12, 13, \overleftarrow{n}_{11}, \overleftarrow{n}_{22})$  is plotted for both  $i = 1$  and  $i = 2$  as a function of  $\overleftarrow{n}_{11}$  and  $\overleftarrow{n}_{22}$ . Therein, it is shown that: (a) Increasing the parameter  $\overleftarrow{n}_{11}$ , beyond a given threshold  $\overleftarrow{n}_{11}^*$ , allows simultaneous improvement of both individual rates. Note that in the case of perfect channel-output feedback, i.e.,  $\overleftarrow{n}_{11} = \max(\vec{n}_{11}, n_{12})$ , the maximum improvement of both individual rates is simultaneously achieved. (b) Increasing the parameter  $\overleftarrow{n}_{22}$ , beyond a given threshold  $\overleftarrow{n}_{22}^*$ , also provides simultaneous improvement of both individual rates, however, even in the case of perfect channel-output feedback, i.e.,  $\overleftarrow{n}_{22} = \max(\vec{n}_{22}, n_{21})$ , it does not achieve the maximum improvement, for any value of  $\overleftarrow{n}_{11}$ . (c) Finally, the sum rate does not increase by using channel-output feedback.

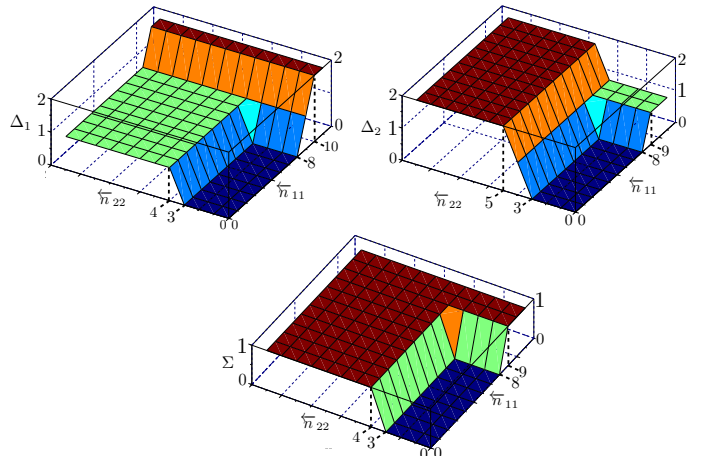


Fig. 3. Maximum improvement of one individual rate and the sum rate of the example in Sec. III-B2

**Theorem 1:** The capacity region  $\mathcal{C}(\vec{n}_{11}, \vec{n}_{22}, n_{12}, n_{21}, \overleftarrow{n}_{11}, \overleftarrow{n}_{22})$  of the two-user LD-IC-NOF is the set of non-negative rate pairs  $(R_1, R_2)$  that satisfy  $\forall i \in \{1, 2\}$  and  $j \in \{1, 2\} \setminus \{i\}$ :

$$R_i \leq \min(\max(\vec{n}_{ii}, n_{ji}), \max(\vec{n}_{ii}, n_{ij})), \quad (6)$$

$$R_i \leq \vec{n}_{ii} + \min\left((n_{ji} - \vec{n}_{ii})^+, \left(\overleftarrow{n}_{jj} - \vec{n}_{ii} - \min\left((\vec{n}_{jj} - n_{ji})^+, n_{ij}\right) - ((\vec{n}_{jj} - n_{ij})^+ - n_{ji})^+\right)^+\right), \quad (7)$$

$$R_1 + R_2 \leq \min\left(\max(\vec{n}_{11}, n_{12}) + (\vec{n}_{22} - n_{12})^+, \max(\vec{n}_{22}, n_{21}) + (\vec{n}_{11} - n_{21})^+\right), \quad (8)$$

$$R_1 + R_2 \leq \max(\vec{n}_{11}, n_{12}) + \max(\vec{n}_{22}, n_{21}) - \min\left((\vec{n}_{22} - n_{21})^+, n_{12}\right) - \min\left((\vec{n}_{11} - n_{12})^+, n_{21}\right) + \left(\left(\overleftarrow{n}_{11} - (\vec{n}_{11} - n_{12})^+\right)^+ - (n_{12} - \vec{n}_{11})^+ - \min(\vec{n}_{11}, n_{21}) + \min((\vec{n}_{11} - n_{12})^+, n_{21})\right)^+ + \left(\left(\overleftarrow{n}_{22} - (\vec{n}_{22} - n_{21})^+\right)^+ - (n_{21} - \vec{n}_{22})^+ - \min(\vec{n}_{22}, n_{12}) + \min((\vec{n}_{22} - n_{21})^+, n_{12})\right)^+, \quad (9)$$

$$2R_i + R_j \leq \vec{n}_{jj} + \max(\vec{n}_{ii}, n_{ij}) + (\vec{n}_{ii} - n_{ji})^+ + (n_{ji} - \vec{n}_{jj})^+ - \min((\vec{n}_{jj} - n_{ji})^+, n_{ij}) + \left(\left(\overleftarrow{n}_{jj} - (\vec{n}_{jj} - n_{ji})^+\right)^+ - (n_{ji} - \vec{n}_{jj})^+ - \min(\vec{n}_{jj}, n_{ij}) + \min((\vec{n}_{jj} - n_{ji})^+, n_{ij})\right)^+. \quad (10)$$

2) **Example 2: Only one channel-output feedback link allows maximum improvement of one individual rate and the sum-rate:** Consider the case in which transmitter-receiver pairs 1 and 2 are in very weak and moderate interference regimes, with  $\vec{n}_{11} = 10$ ,  $\vec{n}_{22} = 10$ ,  $n_{12} = 3$ ,  $n_{21} = 8$ . In Fig. 3,  $\Delta_i(10, 10, 3, 8, \overleftarrow{n}_{11}, \overleftarrow{n}_{22})$  is plotted for both  $i = 1$  and  $i = 2$  as a function of  $\overleftarrow{n}_{11}$  and  $\overleftarrow{n}_{22}$ . Therein, it is shown that: (a) For all  $i \in \{1, 2\}$ , increasing  $\overleftarrow{n}_{ii}$ , beyond a given threshold  $\overleftarrow{n}_{ii}^*$ , allows simultaneous improvement of both individual rates. Nonetheless, maximum improvement is achieved only for  $R_i$ . (b) Increasing either  $\overleftarrow{n}_{11}$  or  $\overleftarrow{n}_{22}$ , beyond the thresholds  $\overleftarrow{n}_{11}^*$  and  $\overleftarrow{n}_{22}^*$ , allows maximum improvement of the sum rate (see Fig. 3).

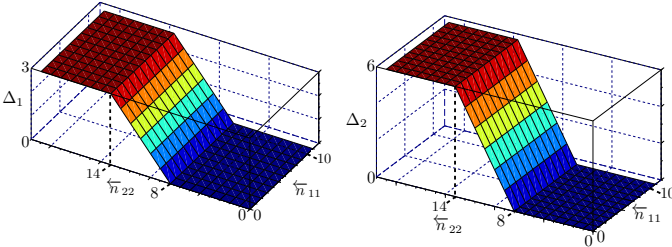


Fig. 4. Maximum improvement of one individual rate of the example in Sec. III-B3

3) **Example 3: At least one channel-output feedback link does not have any effect over the capacity region:** Consider the case in which transmitter-receiver pairs 1 and 2 are in the weak interference regime, with  $\vec{n}_{11} = 10$ ,  $\vec{n}_{22} = 20$ ,  $n_{12} = 6$ ,  $n_{21} = 12$ . In Fig. 4,  $\Delta_i(10, 20, 6, 12, \overleftarrow{n}_{11}, \overleftarrow{n}_{22})$  is plotted for both  $i = 1$  and  $i = 2$  as a function of  $\overleftarrow{n}_{11}$  and  $\overleftarrow{n}_{22}$ . Therein, it is shown that: (a) Increasing the parameter  $\overleftarrow{n}_{11}$  does not enlarge the capacity region, independently of the value of  $\overleftarrow{n}_{22}$ . (b) Increasing the parameter  $\overleftarrow{n}_{22}$ , beyond a threshold  $\overleftarrow{n}_{22}^*$ , allows simultaneous improvement of both individual rates. (c) Finally, none of the parameters  $\overleftarrow{n}_{11}$  or  $\overleftarrow{n}_{22}$  increases the sum-rate.

4) **Example 4: The channel-output feedback of link  $i$  exclusively improves  $R_j$ :** Consider the case in which transmitter-receiver pairs 1 and 2 are in the strong interference regime, with  $\vec{n}_{11} = 7$ ,  $\vec{n}_{22} = 8$ ,  $n_{12} = 15$ ,  $n_{21} = 13$ . In Fig. 5,  $\Delta_i(7, 8, 15, 13, \overleftarrow{n}_{11}, \overleftarrow{n}_{22})$  is plotted for both  $i = 1$  and  $i = 2$  as a function of  $\overleftarrow{n}_{11}$  and  $\overleftarrow{n}_{22}$ . Therein, it is shown that: (a) Increasing the parameter  $\overleftarrow{n}_{ii}$ , beyond a threshold

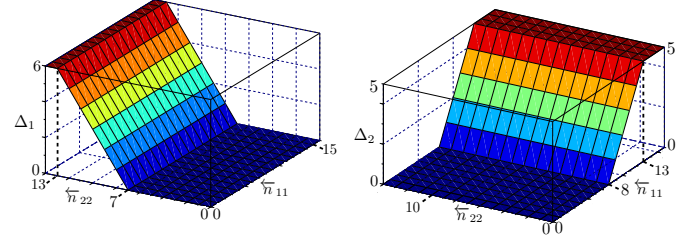


Fig. 5. Maximum improvement of one individual rate of the example in Sec. III-B4

$\overleftarrow{n}_{ii}^*$ , exclusively improves  $R_j$ . (b) None of the parameters  $\overleftarrow{n}_{11}$  or  $\overleftarrow{n}_{22}$  has an impact over the sum rate. Note that these observations are in line with the interpretation of channel-output feedback as an altruistic technique, as in [8], [9]. This is basically because the link implementing channel-output feedback provides an alternative path to the information sent by the other link, as first suggested in [1].

5) **Example 5: None of the channel-output feedback links has any effect over the capacity region:** Consider the case in which transmitter-receiver pairs 1 and 2 are in the very weak and strong interference regimes, with  $\vec{n}_{11} = 10$ ,  $\vec{n}_{22} = 9$ ,  $n_{12} = 2$ ,  $n_{21} = 15$ . Note that the capacity region of the LD-IC with and without channel-output feedback are identical. That is, none of the parameters either  $\overleftarrow{n}_{11}$  or  $\overleftarrow{n}_{22}$  enlarges the capacity region.

#### IV. CONCLUSIONS

In this paper, the noisy channel-output feedback capacity of the linear deterministic interference channel has been fully characterized. Based on specific asymmetric examples, it is highlighted that even in the presence of noise, the benefits of channel-output feedback can be significantly relevant in terms of achievable individual rate and sum-rate improvements with respect to the case without feedback. Unfortunately, there also exist scenarios in which these benefits are totally inexistent.

#### APPENDIX A ACHIEVABILITY SCHEME

This section provides a description of the proposed achievability scheme, which is based on a 3-part message splitting, superposition coding and backward decoding.

**Codebook Generation:** Fix a joint probability distribution

$$p(U, U_1, U_2, V_1, V_2, X_1, X_2) = p(U)p(U_1|U)p(U_2|U)p(V_1|U, U_1)p(V_2|U, U_2)p(X_1|U, U_1, V_1)p(X_2|U, U_2, V_2).$$

Generate  $2^{N(R_{1,C1}+R_{2,C1})}$  i.i.d.  $N$ -length codewords  $\mathbf{u}(s, r) = (u_1(s, r), \dots, u_N(s, r))$  according to

$$p(\mathbf{u}(s, r)) = \prod_{i=1}^N p(u_i(s, r)), \text{ with } s \in \{1, \dots, 2^{NR_{1,C1}}\} \text{ and } r \in \{1, \dots, 2^{NR_{2,C1}}\}.$$

For encoder 1, generate for each codeword  $\mathbf{u}(s, r)$ ,  $2^{NR_{1,C1}}$  i.i.d.  $N$ -length codewords  $\mathbf{u}_1(s, r, k) = (u_{1,1}(s, r, k), \dots, u_{1,N}(s, r, k))$  according to

$$p(\mathbf{u}_1(s, r, k)|\mathbf{u}(s, r)) = \prod_{i=1}^N p(u_{1,i}(s, r, k)|u_i(s, r)),$$

with  $k \in \{1, \dots, 2^{NR_{1,C1}}\}$ . For each pair of codewords  $(\mathbf{u}(s, r), \mathbf{u}_1(s, r, k))$ , generate  $2^{NR_{1,C2}}$  i.i.d.  $N$ -length codewords  $\mathbf{v}_1(s, r, k, l) = (v_{1,1}(s, r, k, l), \dots, v_{1,N}(s, r, k, l))$  according to  $p(\mathbf{v}_1(s, r, k, l)|\mathbf{u}(s, r), \mathbf{u}_1(s, r, k)) =$

$$\prod_{i=1}^N p(v_{1,i}(s, r, k, l)|u_i(s, r), u_{1,i}(s, r, k)), \text{ with } l \in \{1, \dots, 2^{NR_{1,C2}}\}.$$

For each tuple of codewords  $(\mathbf{u}(s, r), \mathbf{u}_1(s, r, k), \mathbf{v}_1(s, r, k, l))$ , generate  $2^{NR_{1,P}}$  i.i.d.  $N$ -length codewords  $\mathbf{x}_1(s, r, k, l, q) = (x_{1,1}(s, r, k, l, q), \dots, x_{1,N}(s, r, k, l, q))$  according to

$$p(\mathbf{x}_1(s, r, k, l, q)|\mathbf{u}(s, r), \mathbf{u}_1(s, r, k), \mathbf{v}_1(s, r, k, l)) = \prod_{i=1}^N p(x_{1,i}(s, r, k, l, q)|u_i(s, r), u_{1,i}(s, r, k), v_{1,i}(s, r, k, l)),$$

with  $q \in \{1, \dots, 2^{NR_{1,P}}\}$ . For encoder 2, generate for each codeword  $\mathbf{u}(s, r)$ ,  $2^{NR_{2,C1}}$  i.i.d.  $N$ -length codewords  $\mathbf{u}_2(s, r, j) = (u_{2,1}(s, r, j), \dots, u_{2,N}(s, r, j))$  according to

$$p(\mathbf{u}_2(s, r, j)|\mathbf{u}(s, r)) = \prod_{i=1}^N p(u_{2,i}(s, r, j)|u_i(s, r)),$$

with  $j \in \{1, \dots, 2^{NR_{2,C1}}\}$ . For each pair of codewords  $(\mathbf{u}(s, r), \mathbf{u}_2(s, r, j))$ , generate  $2^{NR_{2,C2}}$  i.i.d. length- $N$  codewords  $\mathbf{v}_2(s, r, j, m) = (v_{2,1}(s, r, j, m), \dots, v_{2,N}(s, r, j, m))$  according to  $p(\mathbf{v}_2(s, r, j, m)|\mathbf{u}(s, r), \mathbf{u}_2(s, r, j)) =$

$$\prod_{i=1}^N p(v_{2,i}(s, r, j, m)|u_i(s, r), u_{2,i}(s, r, j)), \text{ with } m \in \{1, \dots, 2^{NR_{2,C2}}\}.$$

For each tuple of codewords  $(\mathbf{u}(s, r), \mathbf{u}_2(s, r, j), \mathbf{v}_2(s, r, j, m))$ , generate  $2^{NR_{2,P}}$  i.i.d.  $N$ -length codewords  $\mathbf{x}_2(s, r, j, m, b) = (x_{2,1}(s, r, j, m, b), \dots, x_{2,N}(s, r, j, m, b))$  according to

$$p(\mathbf{x}_2(s, r, j, m, b)|\mathbf{u}(s, r), \mathbf{u}_2(s, r, j), \mathbf{v}_2(s, r, j, m)) = \prod_{i=1}^N p(x_{2,i}(s, r, j, m, b)|u_i(s, r), u_{2,i}(s, r, j), v_{2,i}(s, r, j, m, b)),$$

with  $b \in \{1, \dots, 2^{NR_{2,P}}\}$ .

**Encoding:** Denote by  $W_i^{(t)} \in \{1, \dots, 2^{N(R_{i,C}+R_{i,P})}\}$  the message index of transmitter  $i$  during block  $t$ , respectively. Let  $W_i^{(t)} = (W_{i,C}^{(t)}, W_{i,P}^{(t)})$  be the message index composed by the message index  $W_{i,C}^{(t)} \in \{1, \dots, 2^{NR_{i,C}}\}$  and private message index  $W_{i,P}^{(t)} \in \{1, \dots, 2^{NR_{i,P}}\}$ . Let also  $W_{i,C}^{(t)} = (W_{i,C1}^{(t)}, W_{i,C2}^{(t)})$  be the message index composed by the message indexes  $W_{i,C1}^{(t)} \in \{1, \dots, 2^{NR_{i,C1}}\}$  and  $W_{i,C2}^{(t)} \in \{1, \dots, 2^{NR_{i,C2}}\}$ .  $W_{i,C1}^{(t)}$  is the message index that can be reliably decoded at least at one receiver and transmitter

$j$  (via feedback).  $W_{i,C2}^{(t)}$  is the message index that can be reliably decoded at least at one receiver.

Consider Markov encoding with a length of  $T$  blocks. At encoding step  $t$ , with  $t \in \{1, \dots, T\}$ , transmitter  $i$  sends the codeword  $\mathbf{x}_i^{(t)} = \mathbf{x}_i(W_{1,C1}^{(t-1)}, W_{2,C1}^{(t-1)}, W_{1,C1}^{(t)}, W_{1,C2}^{(t)}, W_{1,P}^{(t)})$ , where  $W_{1,C1}^{(0)} = W_{1,C1}^{(T)} = s^*$  and  $W_{2,C1}^{(0)} = W_{2,C1}^{(T)} = r^*$ . The pair  $(s^*, r^*) \in \{1, \dots, 2^{NR_{1,C1}}\} \times \{1, \dots, 2^{NR_{2,C1}}\}$  is pre-defined and known at both receivers and transmitters. It is worth noting that the message index  $W_{2,C1}^{(t-1)}$  is obtained by transmitter 1 from the feedback signal  $\hat{\mathbf{y}}_1^{(t-1)}$  at the end of the previous encoding step  $t-1$ .

Transmitter 2 follows a similar encoding scheme.

**Decoding:** Both receivers decode their messages at the end of block  $T$  in a backward decoding fashion. At each decoding step  $t$ , with  $t \in \{1, \dots, T\}$ , receiver 1 obtains the message indexes  $(\hat{W}_{1,C1}^{(T-t)}, \hat{W}_{2,C1}^{(T-t)}, \hat{W}_{1,C2}^{(T-(t-1))}, \hat{W}_{1,P}^{(T-(t-1))}, \hat{W}_{2,C2}^{(T-(t-1))}) \in \{1, \dots, 2^{NR_{1,C1}}\} \times \{1, \dots, 2^{NR_{2,C1}}\} \times \{1, \dots, 2^{NR_{1,C2}}\} \times \{1, \dots, 2^{NR_{1,P}}\} \times \{1, \dots, 2^{NR_{2,C2}}\}$ . The tuple  $(\hat{W}_{1,C1}^{(T-t)}, \hat{W}_{2,C1}^{(T-t)}, \hat{W}_{1,C2}^{(T-(t-1))}, \hat{W}_{1,P}^{(T-(t-1))}, \hat{W}_{2,C2}^{(T-(t-1))})$  is the unique tuple that satisfies

$$\begin{aligned} & \left( \mathbf{u}(\hat{W}_{1,C1}^{(T-t)}, \hat{W}_{2,C1}^{(T-t)}), \right. \\ & \mathbf{u}_1(\hat{W}_{1,C1}^{(T-t)}, \hat{W}_{2,C1}^{(T-t)}, W_{1,C1}^{(T-(t-1))}), \\ & \mathbf{v}_1(\hat{W}_{1,C1}^{(T-t)}, \hat{W}_{2,C1}^{(T-t)}, W_{1,C1}^{(T-(t-1))}, \hat{W}_{1,C2}^{(T-(t-1))}), \\ & \mathbf{x}_1(\hat{W}_{1,C1}^{(T-t)}, \hat{W}_{2,C1}^{(T-t)}, W_{1,C1}^{(T-(t-1))}, \hat{W}_{1,C2}^{(T-(t-1))}, \hat{W}_{1,P}^{(T-(t-1))}), \\ & \mathbf{u}_2(\hat{W}_{1,C1}^{(T-t)}, \hat{W}_{2,C1}^{(T-t)}, W_{2,C1}^{(T-(t-1))}), \\ & \left. \mathbf{v}_2(\hat{W}_{1,C1}^{(T-t)}, \hat{W}_{2,C1}^{(T-t)}, W_{2,C1}^{(T-(t-1))}, \hat{W}_{2,C2}^{(T-(t-1))}) \right) \in \mathcal{A}_e^{(n)}, \end{aligned} \quad (13)$$

where  $W_{1,C1}^{(T-(t-1))}$  and  $W_{2,C1}^{(T-(t-1))}$  are assumed to be perfectly decoded in the previous decoding step  $t-1$ . The set  $\mathcal{A}_e^{(n)}$  represents the set of jointly typical sequences. Finally, receiver 2 follows a similar decoding scheme.

**Probability of Error Analysis:** An error might occur during the coding phase at the beginning of block  $t$  if the common message index  $W_{2,C1}^{(t-1)}$  is not correctly decoded at transmitter 1. From the asymptotic equipartition property (AEP) [10], it follows that the message index  $W_{2,C1}^{(t-1)}$  can be reliably decoded at transmitter 1 during encoding step  $t$ , under the condition:

$$R_{2,C1} \leq I(\hat{Y}_1; U_2|U, X_1). \quad (14)$$

An error might occur during the (backward) decoding step  $t$  if the messages indexes  $W_{1,C1}^{(T-t)}, W_{2,C1}^{(T-t)}, W_{1,C2}^{(T-(t+1))}, W_{1,P}^{(T-(t+1))}$  and  $W_{2,C2}^{(T-(t+1))}$  are not decoded correctly given that the message indexes  $W_{1,C1}^{(T-(t+1))}$  and  $W_{2,C1}^{(T-(t+1))}$  were correctly decoded in the previous decoding step  $t-1$ . These errors might arise for two reasons: (i) there does not exist a tuple  $(\hat{W}_{1,C1}^{(T-t)}, \hat{W}_{2,C1}^{(T-t)}, \hat{W}_{1,C2}^{(T-(t+1))}, \hat{W}_{1,P}^{(T-(t+1))}, \hat{W}_{2,C2}^{(T-(t+1))})$  that satisfies (13), or (ii) there exist several tuples  $(\hat{W}_{1,C1}^{(T-t)}, \hat{W}_{2,C1}^{(T-t)}, \hat{W}_{1,C2}^{(T-(t+1))}, \hat{W}_{1,P}^{(T-(t+1))}, \hat{W}_{2,C2}^{(T-(t+1))})$  that simultaneously satisfy (13). From the asymptotic equipartition property (AEP) [10], the probability of an error due to (i) tends to zero when  $N$  grows to infinity.

Consider the error due to (ii) and define the event  $E_{(s,r,l,q,m)}^{(t)}$  that describes the case in which the codewords  $(\mathbf{u}(s, r), \mathbf{u}_1(s, r, W_{1,C1}^{(T-(t+1))}), \mathbf{v}_1(s, r, W_{1,C1}^{(T-(t+1))}), l), \mathbf{x}_1(s, r, W_{1,C1}^{(T-(t+1))}), l, q), \mathbf{u}_2(s, r, W_{2,C1}^{(T-(t+1))})$  and  $\mathbf{v}_2(s, r, W_{2,C1}^{(T-(t+1))}), m)$  are jointly typical with  $\vec{\mathbf{y}}_1^{(T-(t+1))}$  during decoding step  $t$ .

Assume now that the codeword to be decoded at decoding step  $t$  corresponds to the indexes  $(s, r, l, q, m) = (1, 1, 1, 1, 1)$ . This is without loss of generality due to the symmetry of the code. Then, the probability of error due to (ii) during decoding step  $t$ ,  $p_e^{(t)}$ , can be bounded as follows

$$p_e^{(t)} = \Pr \left( \bigcup_{(s,r,l,q,m) \neq (1,1,1,1,1)} E_{(s,r,l,q,m)}^{(t)} \right) \quad (15)$$

$$\leq 2^{N(R_{2,C2} - I(\vec{\mathbf{Y}}_1; V_2 | U, U_2, X_1) + 2\epsilon)}$$

$$+ 2^{N(R_{1,P} - I(\vec{\mathbf{Y}}_1; X_1 | U, V_1, V_2) + 2\epsilon)}$$

$$+ 2^{N(R_{2,C2} + R_{1,P} - I(\vec{\mathbf{Y}}_1; V_2, X_1 | U, U_2, V_1) + 2\epsilon)}$$

$$+ 2^{N(R_{1,C2} - I(\vec{\mathbf{Y}}_1; X_1 | U, U_1, V_2) + 2\epsilon)}$$

$$+ 2^{N(R_{1,C2} + R_{2,C2} - I(\vec{\mathbf{Y}}_1; V_2, X_1 | U, U_1, U_2) + 2\epsilon)}$$

$$+ 2^{N(R_{1,C2} + R_{1,P} - I(\vec{\mathbf{Y}}_1; X_1 | U, U_1, V_2) + 2\epsilon)}$$

$$+ 2^{N(R_{1,C2} + R_{1,P} + R_{2,C2} - I(\vec{\mathbf{Y}}_1; V_2, X_1 | U, U_1, U_2) + 2\epsilon)}$$

$$+ 2^{N(R_{2,C1} - I(\vec{\mathbf{Y}}_1; U, V_2, X_1) + 2\epsilon)}$$

$$+ 2^{N(R_{2,C1} + R_{2,C2} - I(\vec{\mathbf{Y}}_1; U, V_2, X_1) + 2\epsilon)}$$

$$+ 2^{N(R_{2,C1} + R_{1,P} - I(\vec{\mathbf{Y}}_1; U, V_2, X_1) + 2\epsilon)}$$

$$+ 2^{N(R_{2,C1} + R_{1,P} + R_{2,C2} - I(\vec{\mathbf{Y}}_1; U, V_2, X_1) + 2\epsilon)}$$

$$+ 2^{N(R_{2,C1} + R_{1,C2} - I(\vec{\mathbf{Y}}_1; U, V_2, X_1) + 2\epsilon)}$$

$$+ 2^{N(R_{2,C1} + R_{1,C2} + R_{2,C2} - I(\vec{\mathbf{Y}}_1; U, V_2, X_1) + 2\epsilon)}$$

$$+ 2^{N(R_{2,C1} + R_{1,C2} + R_{1,P} - I(\vec{\mathbf{Y}}_1; U, V_2, X_1) + 2\epsilon)}$$

$$+ 2^{N(R_{2,C1} + R_{1,C2} + R_{1,P} + R_{2,C2} - I(\vec{\mathbf{Y}}_1; U, V_2, X_1) + 2\epsilon)}$$

$$+ 2^{N(R_{1,C1} - I(\vec{\mathbf{Y}}_1; U, V_2, X_1) + 2\epsilon)}$$

$$+ 2^{N(R_{1,C1} + R_{2,C2} - I(\vec{\mathbf{Y}}_1; U, V_2, X_1) + 2\epsilon)}$$

$$+ 2^{N(R_{1,C1} + R_{1,P} - I(\vec{\mathbf{Y}}_1; U, V_2, X_1) + 2\epsilon)}$$

$$+ 2^{N(R_{1,C1} + R_{1,P} + R_{2,C2} - I(\vec{\mathbf{Y}}_1; U, V_2, X_1) + 2\epsilon)}$$

$$+ 2^{N(R_{1,C1} + R_{1,C2} - I(\vec{\mathbf{Y}}_1; U, V_2, X_1) + 2\epsilon)}$$

$$+ 2^{N(R_{1,C1} + R_{1,C2} + R_{2,C2} - I(\vec{\mathbf{Y}}_1; U, V_2, X_1) + 2\epsilon)}$$

$$+ 2^{N(R_{1,C1} + R_{1,C2} + R_{1,P} - I(\vec{\mathbf{Y}}_1; U, V_2, X_1) + 2\epsilon)}$$

$$+ 2^{N(R_{1,C1} + R_{1,C2} + R_{1,P} + R_{2,C2} - I(\vec{\mathbf{Y}}_1; U, V_2, X_1) + 2\epsilon)}$$

$$+ 2^{N(R_{1,C1} + R_{2,C1} - I(\vec{\mathbf{Y}}_1; U, V_2, X_1) + 2\epsilon)}$$

$$+ 2^{N(R_{1,C1} + R_{2,C1} + R_{2,C2} - I(\vec{\mathbf{Y}}_1; U, V_2, X_1) + 2\epsilon)}$$

$$+ 2^{N(R_{1,C1} + R_{2,C1} + R_{1,P} - I(\vec{\mathbf{Y}}_1; U, V_2, X_1) + 2\epsilon)}$$

$$+ 2^{N(R_{1,C1} + R_{2,C1} + R_{1,P} + R_{2,C2} - I(\vec{\mathbf{Y}}_1; U, V_2, X_1) + 2\epsilon)}$$

$$+ 2^{N(R_{1,C1} + R_{2,C1} + R_{1,C2} - I(\vec{\mathbf{Y}}_1; U, V_2, X_1) + 2\epsilon)}$$

$$+ 2^{N(R_{1,C1} + R_{2,C1} + R_{1,C2} + R_{2,C2} - I(\vec{\mathbf{Y}}_1; U, V_2, X_1) + 2\epsilon)}$$

$$+ 2^{N(R_{1,C1} + R_{2,C1} + R_{1,C2} + R_{1,P} - I(\vec{\mathbf{Y}}_1; U, V_2, X_1) + 2\epsilon)}$$

$$+ 2^{N(R_{1,C1} + R_{2,C1} + R_{1,C2} + R_{1,P} + R_{2,C2} - I(\vec{\mathbf{Y}}_1; U, V_2, X_1) + 2\epsilon)}.$$

The same analysis of the probability of error holds for

transmitter-receiver pair 2. Hence, in general, from (14) and (15), reliable decoding holds under the following conditions for transmitter  $i \in \{1, 2\}$ , with  $j \in \{1, 2\} \setminus \{i\}$ :

$$R_{j,C1} \leq I(\vec{\mathbf{Y}}_i; U_j | U, X_i) \quad (16)$$

$$R_{i,C1} + R_{i,C2} \leq I(\vec{\mathbf{Y}}_i; U, V_j, X_i) \quad (17)$$

$$+ R_{i,P} + R_{j,C1} + R_{j,C2} \leq I(\vec{\mathbf{Y}}_i; U, V_j, X_i)$$

$$R_{j,C2} \leq I(\vec{\mathbf{Y}}_i; V_j | U, U_j, X_i) \quad (18)$$

$$R_{i,P} \leq I(\vec{\mathbf{Y}}_i; X_i | U, V_i, V_j) \quad (19)$$

$$R_{i,P} + R_{j,C2} \leq I(\vec{\mathbf{Y}}_i; V_j, X_i | U, U_j, V_i) \quad (20)$$

$$R_{i,C2} + R_{i,P} \leq I(\vec{\mathbf{Y}}_i; X_i | U, U_i, V_j) \quad (21)$$

$$R_{i,C2} + R_{i,P} + R_{j,C2} \leq I(\vec{\mathbf{Y}}_i; V_j, X_i | U, U_i, U_j). \quad (22)$$

In terms of the parameters of the linear deterministic model, the following holds:

$$I(\vec{\mathbf{Y}}_i; U_j | U, X_i) \leq (n_{ij} - (\max(\vec{n}_{ii}, n_{ij}) - \vec{n}_{ii})^+)^+;$$

$$I(\vec{\mathbf{Y}}_i; U, V_j, X_i) \leq \max(\vec{n}_{ii}, n_{ij}); \quad I(\vec{\mathbf{Y}}_i; V_j | U, U_j, X_i) \leq \min(n_{ij}, (\max(\vec{n}_{ii}, n_{ij}) - \vec{n}_{ii})^+);$$

$$I(\vec{\mathbf{Y}}_i; X_i | U, V_i, V_j) \leq (\vec{n}_{ii} - n_{ji})^+; \quad I(\vec{\mathbf{Y}}_i; V_j, X_i | U, U_j, V_i) \leq \max((\vec{n}_{ii} - n_{ji})^+, \min(n_{ij}, (\max(\vec{n}_{ii}, n_{ij}) - \vec{n}_{ii})^+));$$

$$I(\vec{\mathbf{Y}}_i; X_i | U, U_i, V_j) \leq \min(n_{ji}, (\max(\vec{n}_{jj}, n_{ji}) - \vec{n}_{jj})^+);$$

$$\min((n_{ji} - \vec{n}_{ii})^+, (\max(\vec{n}_{jj}, n_{ji}) - \vec{n}_{jj})) + (\vec{n}_{ii} - n_{ji})^+; \quad \text{and} \quad I(\vec{\mathbf{Y}}_i; V_j, X_i | U, U_i, U_j) \leq \max(\min(n_{ij}, (\max(\vec{n}_{ii}, n_{ij}) - \vec{n}_{ii})^+), (\vec{n}_{ii} - n_{ji})^+ + \min(n_{ji}, (\max(\vec{n}_{jj}, n_{ji}) - \vec{n}_{jj})^+)) - \min((n_{ji} - \vec{n}_{ii})^+, (\max(\vec{n}_{jj}, n_{ji}) - \vec{n}_{jj})^+)).$$

Finally, taking into account that  $R_i = R_{i,C1} + R_{i,C2} + R_{i,P}$ , a Fourier-Motzkin elimination process on (16) - (22) yields the system of inequalities in Theorem 1.

## REFERENCES

- [1] C. Suh and D. N. C. Tse, "Feedback capacity of the Gaussian interference channel to within 2 bits," *IEEE Transactions on Information Theory*, vol. 57, no. 5, pp. 2667–2685, May 2011.
- [2] A. Vahid, C. Suh, and A. S. Avestimehr, "Interference channels with rate-limited feedback," *IEEE Transactions on Information Theory*, vol. 58, no. 5, pp. 2788–2812, May 2012.
- [3] S. Yang and D. Tuninetti, "Interference channel with generalized feedback (a.k.a. with source cooperation): Part I: Achievable region," *IEEE Transactions on Information Theory*, vol. 57, no. 57, pp. 2686–2710, May 2011.
- [4] S. Mohajer, R. Tandon, and H. V. Poor, "On the feedback capacity of the fully connected-user interference channel," *IEEE Transactions on Information Theory*, vol. 59, no. 5, pp. 2863–2881, May 2013.
- [5] S.-Q. Le, R. Tandon, M. Motani, and H. V. Poor, "Approximate capacity region for the symmetric Gaussian interference channel with noisy feedback," (Submitted to) *IEEE Transactions on Information Theory*, Dec. 2012. <http://www.ece.vt.edu/ndt/IC-Partial-Feedback.pdf>.
- [6] V. Quintero, S. M. Perlaza, and J.-M. Gorce, "Noisy channel-output feedback capacity of the linear deterministic interference channel," INRIA Grenoble - Rhône-Alpes, Tech. Rep. 456, Jan. 2015.
- [7] D. Tuninetti, "On interference channel with generalized feedback (IFC-GF)," in *Proc. of International Symposium on Information Theory (ISIT)*, Nice, France, Jun. 2007, pp. 2661–2665.
- [8] S. M. Perlaza, R. Tandon, H. V. Poor, and Z. Han, "Perfect output feedback in the two-user decentralized interference channel," (To appear in) *IEEE Transactions on Information Theory*, Jun. 2013. <http://arxiv.org/abs/1306.2878>.
- [9] S. M. Perlaza, R. Tandon, and H. V. Poor, "Symmetric decentralized interference channels with noisy feedback," in *Proc. IEEE Intl. Symposium on Information Theory (ISIT)*, Honolulu, HI, USA, Jun. 2014.
- [10] T. M. Cover and J. A. Thomas, *Elements of Information Theory*. Hoboken, NJ, USA: Wiley-Interscience, 1991.