

Phonon induced spin squeezing based on geometric phase

Yan-Lei Zhang,^{1,2} Chang-Ling Zou,^{1,2,3,*} Xu-Bo Zou,^{1,2,†} Liang Jiang,³ and Guang-Can Guo^{1,2}

¹ Key Laboratory of Quantum Information, University of Science and Technology of China, Hefei, 230026, People's Republic of China;

² Synergetic Innovation Center of Quantum Information & Quantum Physics, University of Science and Technology of China, Hefei, Anhui 230026, China and

³ Department of Applied Physics, Yale University, New Haven, CT 06511, USA

(Dated: August 5, 2018)

A scheme to achieve spin squeezing using a geometric phase induced by a single mechanical mode is proposed. The analytical and numerical results show that the ultimate degree of spin squeezing depends on the parameter $\frac{\nu\mu_b+1/2}{Q\sqrt{N}}$, which is the ratio between the thermal excitation, the quality factor and square root of ensemble size. The undesired coupling between the spin ensemble and the bath can be efficiently suppressed by Bang-Bang control pulses. With high quality factor, the ultimate limit of the ideal one-axis twisting spin squeezing can be obtained for an NV ensemble in diamond.

PACS numbers: 71.55.-i, 07.10.Cm, 42.50.Dv

Introduction.— The NV centers in diamond are amongst the most promising implementations of quantum bits for quantum information processing [1] and nanoscale sensors [2], which is because their ground state spin triplet poses ultra-long coherent time at room temperature [3] and can be readout via optical fluorescence. Significant progresses have been achieved in recent experiments to couple the NV electronic spins to nuclear spins [4, 5] and mechanical resonators [6, 7]. The nanoscale magnetometry [8, 9], thermometer [10] and electric field detection [11] have been demonstrated by single NV or an ensemble.

It's well known that the quantum states can boost the precision measurement beyond the standard quantum limit [12]. Among them, the spin squeezed states (SSS) [13–16] have attracted a lot of interest and applied to spin or atom ensembles for atomic clocks and gravitational wave interferometers. There are many proposals and experiments to realize the spin squeezing in atom ensembles, such as atom-atom collisions [17], quantum non-demolition (QND) measurement [18, 19] and cavity squeezing [20–25]. Very recently, spin squeezing of an NV ensemble by Tavis-Cummings type interaction between phonon and spins [26] has been proposed for quantum enhanced magnetometry.

In this paper, we propose a new approach for the realization of spin squeezing by phonon induced geometric phase, using an ensemble of NV centers dispersively coupled to a mechanical resonator. It's shown that the ultimate degree of spin squeezing by one-axis twisting can be realized, for reasonable ratio between the thermal excitation and the quality factor of mechanical oscillators. Furthermore, the effect of the coupling between NV centers and environment is studied, which leads to

dephasing and degrades the spin squeezing effect. By introducing Bang-Bang pulses sequence, the decoherence is effectively suppressed and significant spin squeezing can be achieved for the NV ensemble.

Model.— The negatively charged NV center (NV⁻) in diamond is well-studied, whose Hamiltonian reads $H_{NV} = (D+d^{\parallel}\epsilon_z)S_z^2 + \mu_b g_e \vec{S} \cdot \vec{B}$ [11, 27], where $D \approx 2.87$ GHz is zero-field splitting, d^{\parallel} and ϵ_z are axial ground-state electric dipole moment and electric field (strain field), respectively. With appropriate bias field B_z , the two microwave transitions $|0\rangle \leftrightarrow |\pm 1\rangle$ can be addressed separately in experiment, and we focus on the $|0\rangle \leftrightarrow |-1\rangle$, which transition can be treated as a spin- $\frac{1}{2}$ system in the following. Putting the NV⁻ spin ensemble in a gradient magnetic field $\frac{\partial B_z}{\partial u} \neq 0$, then the displacement of diamond or nanomagnet δu will shift the transition frequency by $\Delta\omega_{NV} = \mu_b g_e \sigma_z \frac{\partial B_z}{\partial u} \delta u$ [28]. Alternatively, the strain field of a diamond nanomechanical oscillator can induce an electric field inside the crystal and give rise to a similar phonon-spin interaction [6, 29]. Both approaches to couple the spin with nanomechanical oscillator have been demonstrated in experiments recently [6, 7, 28–31]. The simplified Hamiltonian of an ensemble of $2N$ spins coupled to a mechanical resonator is

$$H = \omega_a a^\dagger a + g J_z (a + a^\dagger), \quad (1)$$

where a and a^\dagger are annihilation and creation operators of phonon, ω_a is the frequency of the mechanical resonator, $J_z = \frac{1}{2} \sum_{j=1}^{2N} \sigma_{zj}$ is the collective spin operator, and g is the single phonon coupling strength. Along with the progresses in the nanofabrication of diamond material, various diamond nanomechanical resonators have been realized in experiment, with frequency ranging from 1 kHz to 1 GHz, and the quality factor Q ranging from 100 to around 10^6 [6, 29, 32–34]. Thus, we study the spin squeezing induced by the mechanical resonator with frequency $\omega_a/2\pi = 1$ MHz and coupling strength $g/2\pi = 1$ kHz [35] in this work.

*Electronic address: clzou321@ustc.edu.cn

†Electronic address: xzb@ustc.edu.cn

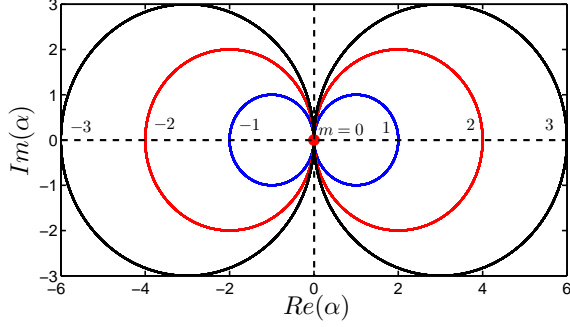


FIG. 1: Trajectories on phase space of a coherent wave packet $\langle a \rangle = \text{Re}(\alpha) + i\text{Im}(\alpha)$ for spin state $|m\rangle$ with $m = 0, \pm 1, \pm 2, \pm 3$. Here we set g/ω_a as a unit.

The Hamiltonian preserves J_z of the spin ensemble. When we integrate the Schrodinger equation for collective spin states, the phonon will introduces a spin dependent geometric phase shift [36]. It is convenient to study the mechanical resonator by the coherent state $|\alpha\rangle$, and we can write $|\alpha\rangle = |\text{Re}(\alpha) + i\text{Im}(\alpha)\rangle$ with $\alpha(t) = \frac{-gJ_z}{\omega_a} [1 - e^{-i\omega_a t}]$. The coherent state behaves somehow like classical particles in phase space. Its center, given by $\text{Re}(\alpha)$ and $\text{Im}(\alpha)$, follows a classical trajectory, while the width of these wave packets remains fixed, which is given by the uncertainty of the $\text{Re}(\alpha)$ and $\text{Im}(\alpha)$. In Fig. 1 we plot the usual phase-space trajectories for $\langle a \rangle = \text{Re}(\alpha) + i\text{Im}(\alpha)$, and we have used the eigenstates $|m\rangle$ of spin operator J_z as the initial states of the collective spin. We plot phase-space trajectories only with $m = 0, \pm 1, \pm 2, \pm 3$ for simple explanation, which clearly show that the coherent wave packet is restored to its original state after a fixed time $T = 2\pi/\omega_a$ or integer times of T . For different $|m|$, there are different radius circles in the phase-space trajectories, and it is the central symmetry for the opposite m .

The geometric phase, as the enclosed circle area of the trajectory in phase space, is insensitive to the initial state [37]. Thus, phonon induced geometry phase is robust against the imperfection of initial phonon state preparation, and we assume $\alpha(0) = 0$ for simplicity. However, the decay and thermal noise of phonon during the spin-phonon interaction will influence the geometry phase accumulation. In this case, the system dynamics follows the Master equation

$$\frac{d\rho}{dt} = -i[H, \rho] + \frac{\gamma}{2}(n_{th} + 1)\mathcal{L}(a)\rho + \frac{\gamma}{2}n_{th}\mathcal{L}(a^\dagger)\rho. \quad (2)$$

Here $\gamma = \omega_a/Q$ describes the decay rate of the mechanical mode, n_{th} is the mean phonon number of the mechanical thermal noise and $\mathcal{L}(o)\rho = 2o\rho o^\dagger - o^\dagger o\rho - \rho o^\dagger o$ is the Lindblad superoperator for given jump operator o . The reduced density matrix of the collective spin can be written as

$$\rho_{spin} = \sum_{m,n} \rho_{m,n}(0) e^{i\phi_{m,n}(t)} |m\rangle \langle n|. \quad (3)$$

$\phi_{m,n}(t)$ is the phase difference between these spin states. The phase can be solved as

$$\begin{aligned} \phi_{m,n}(t) &= - \left(n_{th} + \frac{1}{2} \right) (n - m)^2 \left\{ \gamma \int_0^t |\alpha(\tau)|^2 d\tau + |\alpha(t)|^2 \right\} \\ &\quad + ig(n^2 - m^2) \text{Re} \int_0^t \alpha(\tau) d\tau. \end{aligned} \quad (4)$$

Here, the amplitude of mechanical resonator is $\alpha(t) = \frac{-ig}{\gamma/2 + i\omega_a} [1 - e^{-(\gamma/2 + i\omega_a)t}]$ [37]. The finite γ of the mechanical resonator introduces decoherence and leads to the first term of the above equation, the second term is corresponding to the interaction J_z^2 inducing spin squeezing. Molmer and Sorensen proposed an approach for ion-trap to realize the spin squeezing, which is insensitive to the initial thermal phonon states [38]. Compare to the Molmer-Sorensen scheme that two laser pumping and Lamb-Dicke approximation are required [38], our approach utilize stable spin-phonon interaction and there is no approximation in our model.

Spin squeezing.- The spin squeezing is evaluated by squeezing parameter [13, 16]

$$\xi_N^2 = \frac{\min(\Delta J_{\vec{n}_\perp}^2)}{N/2}, \quad (5)$$

where $\Delta J_{\vec{n}_\perp}^2$ is the variance of spin operators along direction perpendicular to the mean-spin direction $\vec{n}_0 = \frac{\vec{J}}{|\langle \vec{J} \rangle|}$, which is determined by the expectation values $\langle J_\alpha \rangle$, with $\alpha \in \{x, y, z\}$. For an atomic system initialized in a coherent spin state (CSS) [39] along the x axis, satisfying $J_x |\psi(0)\rangle_{\text{atom}} = N |\psi(0)\rangle_{\text{atom}}$, we have $\rho_{m,n}(0) = 2^{-2N} \sqrt{\frac{(2N)!}{(N-m)!(N+m)!} \frac{(2N)!}{(N-n)!(N+n)!}}$ and $\Delta J_{\vec{n}_\perp}^2 = N/2$. Thus, for squeezed spin states we have $\xi_N^2 < 1$.

First of all, we studied the spin squeezing by Eq. (3) without thermal noise. The squeezing parameters ξ_N^2 as a function of the time (dimensional number gt) for various quality factor Q are plotted in Fig. 2(a). As expected, the effect of phonon induced geometry phase leads to the twisting and squeezing of CSS, thus the ξ_N^2 decreasing with time. After a certain optimal t , the ξ_N^2 increases, due to the over twisting by the geometry phase, and high order effect arises. It is shown that the minimal value of spin squeezing parameter decreases with higher mechanical quality factor Q . When the quality factor $Q = 1000$ (the black solid line), the almost perfect spin squeezing for the ideal one-axis twisting can be achieved. Including the mechanical thermal noise, squeezing parameters ξ_N^2 as functions of the time with the quality factor $Q = 1000$ are plotted in Fig. 2(b). It is natural that the spin squeezing becomes worse with the increasing of the thermal noise n_{th} . We also studied the suppression of the influence of thermal noise by improving the quality factor Q . As shown in Fig. 2(c), the optimal spin squeezing (the minimum value of the $\xi_N^2(t)$) is plotted against the

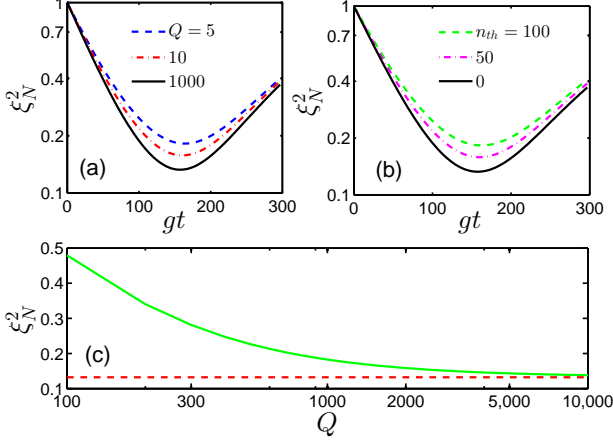


FIG. 2: (Color online) (a) The squeezing parameter ξ_N^2 as a function of the time for $n_{th} = 0$ and various $Q = 5, 10, 1000$ (top to bottom). (b) The squeezing parameter ξ_N^2 as a function of the time for $Q = 1000$ and various $n_{th} = 100, 50, 0$ (top to bottom). (c) The green solid line is optimal squeezing parameter ξ_N^2 versus the quality factor Q for $n_{th} = 100$, and the red dashed line is the result for ideal one-axis twisting spin squeezing. $N = 10$ for all simulations.

Q for $n_{th} = 100$. The ξ_N^2 reduces with Q and approaches the limit for ideal one-axis twisting spin squeezing (red dashed line).

To understand these results, we simplified the spin state state dependent geometric phase

$$\phi_{m,n}(t) = \frac{i|g|^2\omega_a t}{(\gamma/2)^2 + \omega_a^2} \left[(m^2 - n^2) + i\mu(m - n)^2 \right], \quad (6)$$

under the approximation $t \gg \gamma^{-1}$, which means $\alpha(t) = \frac{-ig}{\gamma/2 + i\omega_a}$ and the transient evolution of the mechanical resonator is neglected. Here, the dimensionless factor $\mu = \frac{n_{th} + 1/2}{Q}$. The first term accounts for the coefficient proportional to the time t , and the two terms within the bracket corresponds to spin squeezing and decoherence, respectively. Then, we can obtain the degree of spin squeezing for the initial state CSS along the x axis

$$\xi_N^2 = 1 + \frac{2N-1}{4} \left(A - \sqrt{A^2 + B^2} \right), \quad (7)$$

where

$$\begin{aligned} A &= 1 - \cos^{2N-2}(2Ct) e^{-4C\mu t}, \\ B &= -4 \sin(Ct) \cos^{2N-2}(Ct) e^{-4C\mu t}. \end{aligned} \quad (8)$$

Here, $Ct = \frac{g}{\omega_a} \frac{1}{1+1/4Q^2} \times gt$. The analytical solution implies that the spin squeezing is mainly determined by the two dimensionless parameters Ct and μ . For $Q \gg 1$, we have $\frac{1}{1+1/4Q^2} \approx 1$. For $N \gg 1$, we can apply the approximation $\cos^{2N-2}(x) \approx e^{-(N-1)x^2}$ for $x \ll 1$. So, the time required ($gt \approx 160$ in Fig. 2) to achieve the optimal spin

squeezing scales with $\frac{1}{\sqrt{N-1}}$. From Eq. (7), we obtain the approximated upper bound of the optimal spin squeezing $\xi_N^2 \lesssim 1 - e^{-\frac{1}{2}-4\frac{\mu}{\sqrt{N}}}/(1 - e^{-1-2\frac{\mu}{\sqrt{N}}})$, which indicating that the ratio $\frac{\mu}{\sqrt{N}} = \frac{n_{th}+1/2}{Q\sqrt{N}}$ should be as small as possible. As long as $\frac{n_{th}+1/2}{Q\sqrt{N}} < 10^{-3}$, we can achieve squeezing almost as good as the best squeezing achievable with ideal single axes twisting [Fig. 2(c)].

Bang-Bang control. - During the preparation of optimal SSS, there are inevitable couplings between the system and baths. For example, the lattice vibrations and environment spins will induce dephasing and destroy the spin squeezing. The dynamical decoupling technique is well known for protecting coherence from environment [40–46], and now we apply the Bang-Bang (BB) pulses [40] to suppress the decoherence. The sequence consists of M pulses, which split the total time interval t into M small intervals $t_p = \frac{t}{M}$ with $p = 1, 2, \dots, M$. The pulses rotate the collective spin states around y axis, and we chose the pulse sequence to rotate π and $-\pi$ alternately, which leads to $e^{i\pi J_y} \sigma_{zj} e^{-i\pi J_y} = -\sigma_{zj}$ and $e^{i\pi J_y} J_z^2 e^{-i\pi J_y} = J_z^2$. Therefore, the spin squeezing J_z^2 is conserved while the σ_z is inverted by the BB pulses. Considering the $2N$ qubits which are independently coupled to thermal baths, the Hamiltonian from the Eq. (1) is changed to

$$\begin{aligned} H' &= \omega_a a^\dagger a + g\varepsilon(t) J_z (a + a^\dagger) + \sum_k \omega_k b_k^\dagger b_k \\ &+ \sum_{j=1}^{2N} \sum_k \frac{\varepsilon(t) \sigma_{zj}}{2} h_{kj} (b_k + b_k^\dagger). \end{aligned} \quad (9)$$

Here, b_k and b_k^\dagger are the creation and annihilation bosonic operators of the k -th bath mode, which coupling to the j -th spin with coupling strength h_{kj} . The switch function $\varepsilon(\tau)$ due to BB pulses is given by $\varepsilon(\tau) = \sum_{p=1}^M (-1)^p \theta(\tau - t_p) \theta(t_{p+1} - \tau)$ with $\theta(t)$ is the Heaviside step function.

With the decoherence and BB, the geometry phase factor [Eq. (4)] of spin states are solved as

$$\begin{aligned} \phi'_{m,n}(t) &= - \left(n_{th} + \frac{1}{2} \right) (n - m)^2 \left\{ \gamma \int_0^t |\alpha'(\tau)|^2 d\tau + |\alpha'(t)|^2 \right\} \\ &+ ig(n^2 - m^2) \text{Re} \int_0^t \varepsilon(\tau) \alpha'(\tau) d\tau - \kappa_{m,n}(t). \end{aligned} \quad (10)$$

Here, $\alpha'(t) = -ig \int_0^t \varepsilon(\tau) e^{-(\frac{\gamma}{2} + i\omega_a)(t-\tau)} d\tau$ and $\kappa_{m,n}(t)$ is due to the decoherence. Assume that the baths to each spin are Ohmic and have the same spectral density $\eta\omega e^{-\frac{\omega}{\omega_c}}$, we have

$$\kappa_{m,n}(t) \leq (|n - m| + 2) \int_0^\infty G(\omega) F_M(\omega, t) d\omega, \quad (11)$$

where the modulation spectrum is $F_M(\omega, t) = \frac{\tan^2(\frac{\omega t}{2M+2})(1+(-1)^M \cos(\omega t))}{\omega^2}$, the temperature-dependent interacting spectrum is $G(\omega) = \eta\omega e^{-\frac{\omega}{\omega_c}} \left(\frac{2}{e^{\frac{\omega}{\omega_c}} - 1} + 1 \right)$

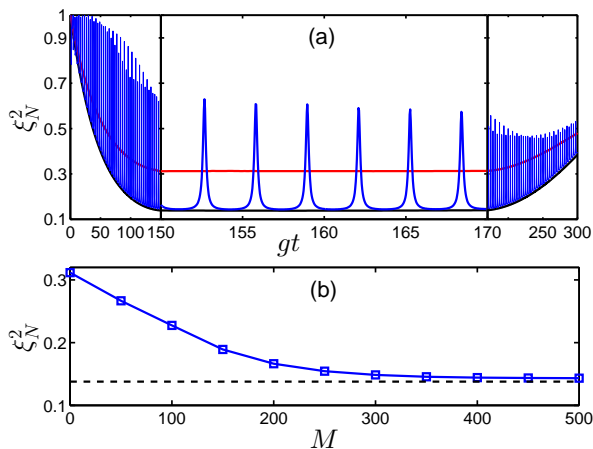


FIG. 3: (Color online) (a) The squeezing parameter ξ_N^2 as a function of the time gt . The parameters are $\eta = 0$, $M = 0$ (black line), $\eta = 4 \times 10^{-4}$, $M = 0$ (red line), and $\eta = 4 \times 10^{-4}$, $M = 500$ (blue line). (b) The blue solid line for the optimal squeezing parameter ξ_N^2 versus the pulses M for $\eta = 4 \times 10^{-4}$, and the black dashed line for the result without thermal baths. Other parameters are $n_{th} = 10$, $\lambda = 4/g$, $Q = 1000$ and $N = 10$.

[46], in which η is the coupling strength between the system and the bath modes, ω_c is the cutoff frequency, and $\lambda = 1/\kappa_B T$ is the inverse temperature. In order to simplify the calculation, we use the upper limit instead of the $\kappa_{m,n}(t)$.

In Fig. 3(a), we numerically calculated squeezing parameter ξ_N^2 as a function of time for various η and M . Since the decoherence term $\kappa_{m,n}(t)$ is proportional to the coupling strength between the system and the bath modes, we observe the incremental of the optimal ξ_N^2 for increasing η (black and red lines). The blue line shows the suppression of decoherence by BB, and here we choose the sequence number $M = 500$ and $\eta = 4 \times 10^{-4}$, which is contrast to the red line. There are periodic peaks with the separation distance $\Delta gt = \pi$, and the peak values are obtained when $gt = (n + 1/2)\pi$, n is integer. This phenomena can be interpreted as following: the BB

pulse period is $T_M = t/M$, and the time period for the phonon state trajectories in the phase-space [Fig. 1] is $T = 2\pi/\omega_a$. For $M = 500$ and $\omega_a/g = 1000$, we have $T_M/T = gt/\pi$. When $gt/\pi = n$ is integer, the geometric phase is always cumulative, and the coherent spin squeezing effect is not degraded by the BB pulse sequence. In contrast, when $gt/\pi = n + \frac{1}{2}$, the geometric phase imprints alternating sign as function of M , and then the spin squeezing is weakened. Compare the minimas of ξ_N^2 with BB (blue line) to the results without BB (black and red lines), the undesired effect of decoherence is effectively suppressed by the dynamical decoupling. Fig. 3(c) shows the optimal ξ_N^2 versus the pulse sequence length M . With increasing M , the optimal value of ξ_N^2 is improved and approaches the red dashed line, which is the ideal result determined by the Eq (6) without thermal baths. When $M \geq 400$, the influence of thermal baths on spin squeezing can be almost eliminated, which means $\kappa_{m,n}(t) \approx 0$.

Conclusion.- An approach to achieve spin squeezing by phonon induced geometric phase is proposed. This scheme is feasible for experiments on solid state spin ensemble coupled to a mechanical oscillator. With reasonable parameters, the ultimate limit of the ideal one-axis twisting spin squeezing can be achieved as long as the quality factor is sufficiently high that $Q > \frac{n_{th}+1/2}{\sqrt{N}} \times 10^3$. The decoherence due to spin-bath coupling can be effectively suppressed by the Bang-Bang pulses. This geometric-phase-based spin squeezing can be used to significantly improve the sensitivity of magnetic sensing with nitrogen-vacancy spin ensembles. Moreover, the technique can be generalized to spin ensembles coupled to other high-Q Bosonic modes that prepare quantum states by geometry phase.

Acknowledgments. This work was funded by National Basic Research Program of China (Grant Nos. 2011CB921200 and 2011CBA00200) and National Natural Science Foundation of China (Grant Nos. 11074244 and 11274295), 973project (2011cba00200). LJ acknowledges support from the Alfred P. Sloan Foundation, the Packard Foundation, the AFOSR-MURI, the ARO, and the DARPA Quiness program.

-
- [1] L. Childress, and R. Hanson, MRS Bull. **38**, 134 (2013).
 - [2] L. Rondin et al., Rep. Pro. Phys. **77**, 056503 (2014).
 - [3] G. Balasubramanian et al., Nature Mater. **8**, 383 (2009).
 - [4] F. Jelezko et al., Phys. Rev. Lett. **93**, 130501 (2004).
 - [5] L. Childress et al., Science **314**, 281 (2006).
 - [6] P. Ouartchaiyapong, K. W. Lee, B. A. Myers, and A. C. B. Jayich, Nat. Commun. **5**, 4429 (2014).
 - [7] S. Kolkowitz et al., Science **335**, 1603 (2012).
 - [8] J. R. Maze et al., Nature (London) **455**, 644 (2008).
 - [9] L. M. Pham et al., New J. Phys. **13**, 045021 (2011).
 - [10] G. Kucsko, P. C. Maurer, N. Y. Yao, M. Kubo, H. J. Noh, P. K. Lo, H. Park, and M. D. Lukin, Nature **500**, 54–58 (2013).
 - [11] F. Dolde, H. Fedder, M. W. Doherty, T. Nöbauer, F. Rempp, G. Balasubramanian, T. Wolf, F. Reinhard, L. C. L. Hollenberg, F. Jelezko, and J. Wrachtrup, Nat. Phys. **7**, 459–463 (2011).
 - [12] V. Giovannetti, S. Lloyd, and L. Maccone, Nat. Photonics **5**, 222–229 (2011).
 - [13] M. Kiagawa and M. Ueda, Phys. Rev. A **47**, 5138 (1993).
 - [14] W. M. Itano et al., Phys. Rev. A **47**, 3554 (1993).
 - [15] D. J. Wineland, J. J. Bollinger, W. M. Itano, and D. J. Heinzen, Phys. Rev. A **50**, 67 (1994).
 - [16] J. Ma, X. G. Wang, C. P. Sun, and F. Nori, Phys. Rep. **509**, 89 (2000).
 - [17] M. F. Riedel et al., Nature **464**, 1170 (2010).

- [18] S. Chaudhury et al., Phys. Rev. Lett. **99**, 163002 (2007).
- [19] R. Inoue et al., Phys. Rev. Lett. **110**, 163602 (2013).
- [20] M. Ueda, T. Wakabayashi, and M. Kuwata-Gonokami, Phys. Rev. Lett. **76**, 2045 (1996).
- [21] M. Takeuchi et al., Phys. Rev. Lett. **94**, 023003 (2005).
- [22] M. H. Schleier-Smith, I. D. Leroux, and V. Vuletić, Phys. Rev. A **81**, 021804 (2010).
- [23] I. D. Leroux, M. H. Schleier-Smith, and V. Vuletić, Phys. Rev. Lett. **104**, 073602 (2010).
- [24] E. G. Dalla Torre et al., Phys. Rev. Lett. **110**, 120402 (2013).
- [25] Y. L. Zhang et al., arXiv:1407.7354.
- [26] S. D. Bennett et al., Phys. Rev. Lett. **110**, 156402 (2013).
- [27] I. K. Fang, V. Acosta, C. Santori, Z. Huang, K. Itoh, H. Watanabe, S. Shikata, and R. Beausoleil, Phys. Rev. Lett. **110**, 130802 (2013).
- [28] D. Rugar, R. Budakian, H. J. Mamin, and B. W. Chui, Nature **430**, 329–32 (2004).
- [29] J. Teissier, A. Barfuss, P. Appel, E. Neu, and P. Maletinsky, Phys. Rev. Lett. **113**, 020503 (2014).
- [30] M. Ganzhorn, S. Klyatskaya, M. Ruben, and W. Wernsdorfer, Nat. Nanotechnol. **8**, 165–9 (2013).
- [31] Y. Tian, P. Navarro, and M. Orrit, Phys. Rev. Lett. **113**, 135505 (2014).
- [32] M. J. Burek, D. Ramos, P. Patel, I. W. Frank, and M. Lončar, Appl. Phys. Lett. **103**, 131904 (2013).
- [33] M. K. Zalalutdinov, M. P. Ray, D. M. Photiadis, J. T. Robinson, J. W. Baldwin, J. E. Butler, T. I. Feygelson, B. B. Pate, and B. H. Houston, Nano Lett. **11**, 4304–8 (2011).
- [34] Y. Tao, J. M. Boss, B. A. Moores, and C. L. Degen, Nat. Commun. **5**, 3638 (2014).
- [35] P. Rabl, P. Cappellaro, M. Dutt, L. Jiang, J. Maze, and M. Lukin, Phys. Rev. B **79**, 041302 (2009).
- [36] S. Puri, N. Y. Kim, and Y. Yamamoto, Phys. Rev. B **85**, 241403 (R) (2012).
- [37] J. Garcia-Ripoll, P. Zoller, and J. Cirac, Phys. Rev. A **71**, 062309 (2005).
- [38] K. Molmer and A. Sorensen, Phys. Rev. Lett. **82**, 1835–1838 (1998).
- [39] F. T. Arecchi, E. Courtens, R. Gilmore, and H. Thomas, Phys. Rev. A **6**, 2211 (1972).
- [40] L. Viola and S. Lloyd, Phys. Rev. A **58**, 2733 (1998).
- [41] L. Wu and D. A. Lidar, Phys. Rev. Lett. **88**, 207902 (2002).
- [42] J. Du, X. Rong, N. Zhao, Y. Wang, J. Yang, and R. B. Liu, Nature **461**, 1265–1268 (2009).
- [43] G. de Lange, Z. H. Wang, D. Ristè, V. V. Dobrovitski, and R. Hanson, Science **330**, 60–63 (2010).
- [44] L. Jiang, and A. Imambekov, Phys. Rev. A **84**, 060302 (2011).
- [45] W. Yang, Z. Y. Wang, and R. B. Liu, Front. Phys. China **6**, 2–14 (2011).
- [46] Q. S. Tan, Y. X. Huang, L. M. Kuang, and X. G. Wang, Phys. Rev. A **89**, 063604 (2014).