

# Are Discoveries Spurious? Distributions of Maximum Spurious Correlations and Their Applications \*

Jianqing Fan<sup>1,2</sup>, Qi-Man Shao<sup>3</sup>, Wen-Xin Zhou<sup>1,4</sup>

<sup>1</sup> Princeton University,

<sup>2</sup> Academy of Mathematics and Systems Science, Chinese Academy of Sciences

<sup>3</sup> Chinese University of Hong Kong, <sup>4</sup> University of Melbourne

## Abstract

Over the last two decades, many exciting variable selection methods have been developed for finding a small group of covariates that are associated with the response from a large pool. Can the discoveries by such data mining approaches be spurious due to high-dimensionality and limited sample size? Can our fundamental assumptions on exogeneity of covariates needed for such variable selection be validated with the data? To answer these questions, we need to derive the distributions of the maximum spurious correlations given certain number of predictors, namely, the distribution of the correlation of a response variable  $Y$  with the best  $s$  linear combinations of  $p$  covariates  $\mathbf{X}$ , even when  $\mathbf{X}$  and  $Y$  are independent. When the covariance matrix of  $\mathbf{X}$  possesses the restricted eigenvalue property, we derive such distributions for both finite  $s$  and diverging  $s$ , using Gaussian approximation and empirical process techniques. However, such a distribution depends on the unknown covariance matrix of  $\mathbf{X}$ . Hence, we propose a multiplier bootstrap method to approximate the unknown distributions and establish the consistency of such a simple bootstrap approach. The results are further extended to the situation where residuals are from regularized fits. Our approach is then applied to construct the upper confidence limit for the maximum spurious correlation and testing exogeneity of covariates. The former provides a baseline for guiding false discoveries due to data mining and the latter tests whether our fundamental assumptions for high-dimensional model selection are statistically valid. Our techniques and results are illustrated by both numerical examples.

*Key words:* High dimension; spurious correlation; bootstrap; false discovery

---

\*Jianqing Fan is supported in part by NSF Grants DMS-1206464, DMS-1406266, NIH grants R01-GM072611-10, and National Center for Mathematics and Interdisciplinary Sciences, Chinese Academy of Sciences, Beijing 100190. Qi-Man Shao is supported in part by Hong Kong Research Grants Council GRF-403513. Wen-Xin Zhou is supported in part by NIH R01GM100474-4 and grants from the Australian Research Council.

# 1 Introduction

Information and technology have forever changed the data collection process. Massive amounts of very high dimensional or unstructured data are continuously produced and stored with affordable cost. Massive and complex data and high dimensionality characterize contemporary statistical problems in many frontiers of sciences and engineering. Various statistical and machine learning methods and algorithms have been proposed to find a small group of covariate variables that are associated with given responses such as biological and clinical outcomes. They have been very successfully applied to genomics, genetics, neurosciences, economics, and finance. For an overview of high-dimensional statistical theory and methods, see the review article by [Fan and Lv \(2010\)](#) and monographs by [Bühlmann and van de Geer \(2011\)](#); [Dudoit and van der Laan \(2007\)](#); [Efron \(2010\)](#); [Hastie, Tibshirani and Friedman \(2009\)](#).

Behind machine learning, data-mining, and high-dimensional statistics techniques, there are many model assumptions and even heuristics arguments. For example, the LASSO ([Tibshirani, 1996](#)) and the SCAD ([Fan and Li, 2001](#)) are based on an exogeneity assumption, meaning that all covariates and the residual of the true model are uncorrelated. But, such a random variable, which is the part of response variable that can not be explained by a small group of covariates, is nearly impossible to be uncorrelated with all of tens of thousands of covariates. Indeed, [Fan and Liao \(2014\)](#) and [Fan, Han and Liu \(2014\)](#) provide evidences that such an ideal assumption might not be valid, yet such an ideal assumption is a necessary condition for model selection consistency ([Fan and Liao, 2014](#)). Even under exogenous assumption, conditions such as restricted eigenvalue condition ([Bickel, Ritov and Tsybakov, 2009](#)) and homogeneity ([Fan, Han and Liu, 2014](#)) are needed in order to have the model selection consistency or oracle properties. Despite their critical importance, these conditions have rarely been verified in practice. Their violations can lead to false scientific discoveries. A simpler question is then, for a given data set, if our discoveries based on data-mining techniques are any better than spurious correlation. The answer depends on not only the correlation between the fitted and observed values, but also the sample size, the number of variables selected, and the total number of variables.

To better appreciate the above two questions, let us illustrate this by a numerical ex-

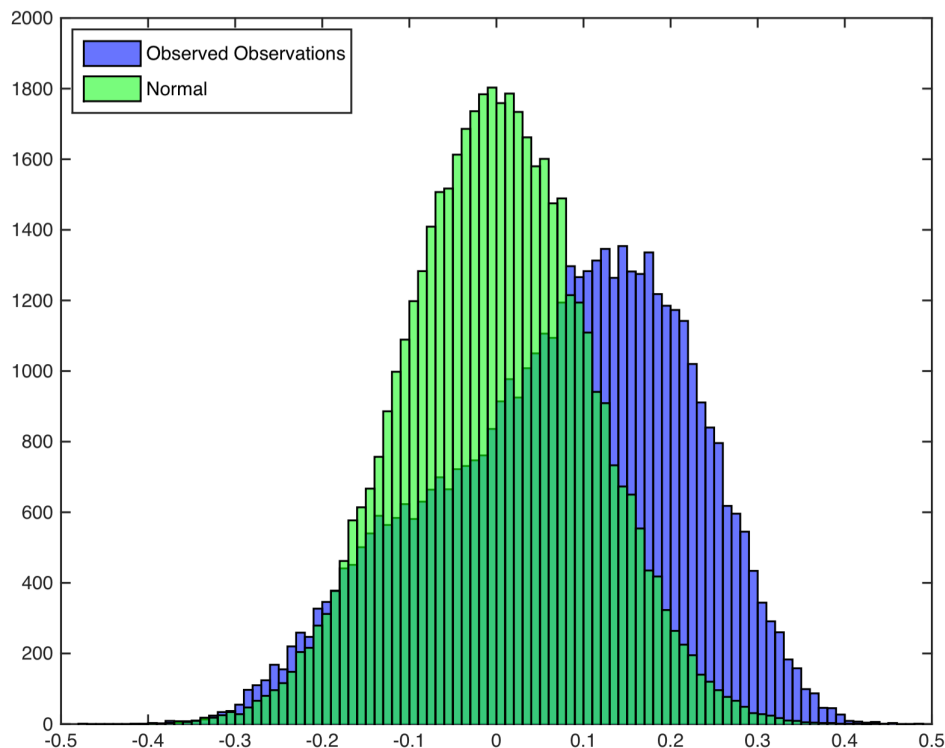


Figure 1: Histogram of the sample correlations between the residuals and the covariates (blue) and histogram of  $N(0, 1/\sqrt{n})$  random variables (green).

ample. We take the gene expression data on 90 Asians (45 Japanese and 45 Han Chinese) from the international ‘HapMap’ project (Thorisson *et al.*, 2005). The normalized gene expression data were generated with an Illumina Sentrix Human-6 Expression Bead Chip (Stranger *et al.*, 2007) and are available on <ftp://ftp.sanger.ac.uk/pub/genevar/>. We took the expressions of gene *CHRNA6*, a cholinergic receptor, nicotinic, alpha 6, as the response  $Y$  and the remaining expressions of probes as covariates  $\mathbf{X}$ , which has a dimensionality  $p = 47292$ . We first fit an  $L_1$ -penalized least-squares regression (LASSO) on the data with tuning parameter automatically selected via ten-fold cross validation (25 genes are selected). The correlation between the lasso-fitted value and the response is 0.8991. Next, we refit an ordinary least-squares regression on the selected model to calculate the fitted response and residual vector. The sample correlation between post-lasso fitted and observed responses is 0.9214, a remarkable fit! Is it any better than the spurious correlation? The model diagnostic plot, which depicts the empirical distribution of the correlations

between each covariate  $X_j$  and the residual  $\hat{\varepsilon}$  after the LASSO fit, is given in Figure 1. Does the exogenous assumption that  $E(\varepsilon X_j) = 0$  for all  $j = 1, \dots, p$  hold?

To answer the above two important questions, we need to derive distributions of the maximum spurious correlations. Let  $\mathbf{X}$  be the  $p$ -dimensional vector of covariates and  $\mathbf{X}_S$  be a subset of covariates indexed by  $S$ . Let  $\widehat{\text{corr}}_n(\varepsilon, \mathbf{X}_S^T \boldsymbol{\alpha}_S)$  be the sample correlation between the random noise  $\varepsilon$  and  $\mathbf{X}_S^T \boldsymbol{\alpha}_S$  based on a sample of size  $n$ , where  $\boldsymbol{\alpha}_S$  is a constant vector. Then, the maximum spurious correlation is given by

$$\widehat{R}_n(s, p) = \max_{|S|=s} \max_{\boldsymbol{\alpha}_S} \widehat{\text{corr}}_n(\varepsilon, \mathbf{X}_S^T \boldsymbol{\alpha}_S) \quad (1.1)$$

when  $\mathbf{X}$  and  $\varepsilon$  are independent, where the maximization is taken over all  $\binom{p}{s}$  subsets of size  $s$  and all linear combinations of the selected covariates. Clearly, the observed correlation 0.9214 between the fitted value and the response for the gene expression data should be compared with the distribution  $\widehat{R}_n(25, p)$ , since 25 probes were selected. Further, to test the null hypothesis

$$E(\varepsilon X_j) = 0, \quad \text{for all } j = 1, \dots, p, \quad (1.2)$$

we should compare the maximum absolute correlation in Figure 1 with that of the distribution of  $\widehat{R}_n(1, p)$ . We will provide additional details in Section 5.2

The importance of such spurious correlation was recognized by Cai and Jiang (2011), Fan, Guo and Hao (2012) and Cai, Fan and Jiang (2013). They derived the distribution of  $\widehat{R}_n(1, p)$  when the data are independently and normally distributed. This is equivalent to the distribution of the minimum angle to the north pole among  $p$  random points uniformly distributed on the  $(n + 1)$ -dimensional sphere. Fan, Guo and Hao (2012) also use simulations to demonstrate that the spurious correlation can be very high when  $p$  is large and grows quickly with  $s$ . To demonstrate this effect and to examine the impact of correlation and sample size, we conduct a similar but more extensive simulation study based on a combination of the stepwise addition and branch-and-bound algorithms. We simulate  $\mathbf{X}$  from  $N(\mathbf{0}, \mathbf{I}_p)$  and  $N(\mathbf{0}, \boldsymbol{\Sigma}_0)$ , where  $\boldsymbol{\Sigma}_0$  is block diagonal with the first block being  $500 \times 500$  equi-correlation matrix with correlation 0.8 and the second block being the  $(p - 500) \times (p - 500)$  identity matrix.  $Y$  is simulated independently of  $\mathbf{X}$  and follows the

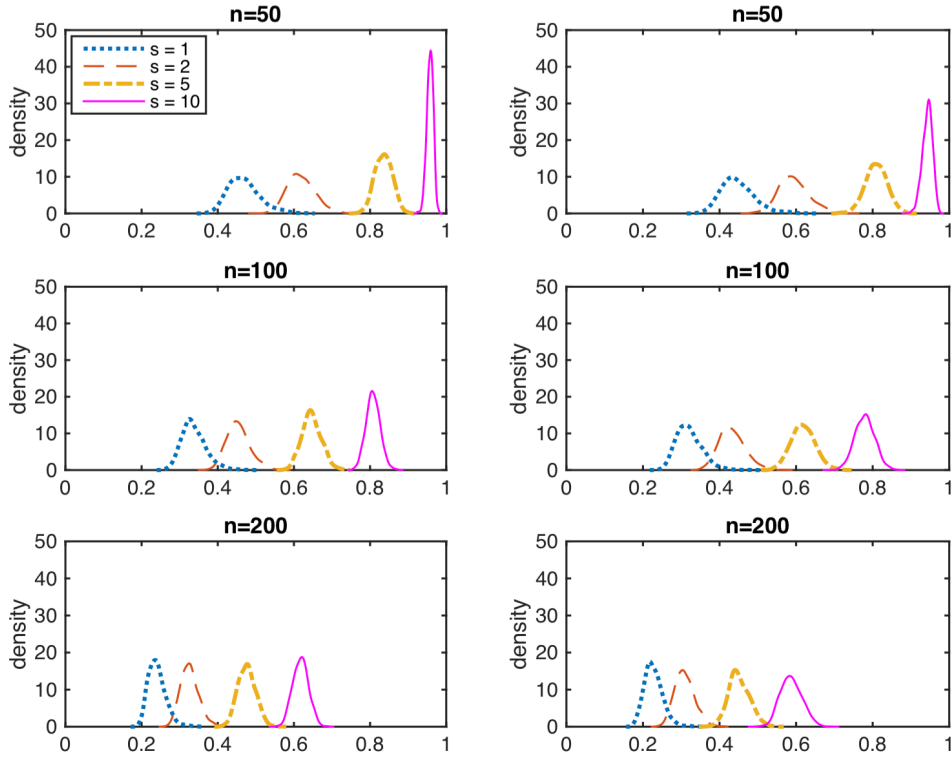


Figure 2: Distributions of maximum spurious correlations for  $p = 1000$  and  $s = 1, 2, 5$  and  $10$  when  $\Sigma$  is identity matrix (left panel) or block diagonal (right panel) with first block  $500 \times 500$  equi-correlation matrix with correlation  $0.8$  and the second block being the  $500 \times 500$  identity matrix. From top to bottom: Left  $n = 50, 100$  and  $200$ .

standard normal distribution. Figure 2 depicts the simulation results for  $n = 50, 100$  and  $200$ . Clearly, the distributions depend on  $(s, p, n)$  as well as  $\Sigma$ , the covariance matrix of  $\mathbf{X}$ , though the dependence on  $\Sigma$  does not seem very strong. However, the theoretical result of Fan, Guo and Hao (2012) covers only the very specific case with  $s = 1$  and  $\Sigma = \mathbf{I}_p$ .

There are several challenges in deriving the asymptotic distribution of the statistic  $\hat{R}_n(s, p)$  as it involves combinatorial optimization. Further technical complications are added by the dependence among the covariates  $\mathbf{X}$ . Nevertheless, under the restricted eigenvalue condition (Bickel, Ritov and Tsybakov, 2009) on  $\Sigma$ , in this paper we derive the asymptotic distribution of such a spurious correlation statistic for both fixed  $s$  or diverging  $s$ , using the empirical process and the Gaussian approximation techniques as in Chernozhukov, Chetverikov and Kato (2014a). As expected, such distributions depend on the unknown covariance matrix  $\Sigma$ . To provide a consistent estimate of the distributions of the spurious

correlations, we propose a multiplier bootstrap method and demonstrate its consistency under mild conditions. This enables us to empirically compute upper confidence limit of  $\widehat{R}_n(s, p)$  and hence decide whether discoveries by statistical machine learning techniques are any better than spurious correlation.

The paper is organized as follows. Section 2 discusses further the concept of spurious correlation and introduces the main conditions and notation. Section 3 presents the main results on the asymptotic distributions of spurious correlations and their bootstrap approximations, which are further extended in Section 4. Section 5 gives two important applications of our results to high-dimensional statistical inference. Section 6 shows numerical studies. The proofs of Theorems 3.1 and 3.2 are provided in Section 7 and the proofs for the remaining theoretical results are deferred to the supplementary material.

## 2 Spurious correlation, conditions, and notation

Let  $\varepsilon, \varepsilon_1, \dots, \varepsilon_n$  be independent and identically distributed (i.i.d.) random variables with mean zero and variance  $0 < \sigma^2 < \infty$ , and let  $\mathbf{X}, \mathbf{X}_1, \dots, \mathbf{X}_n$  be i.i.d.  $p$ -dimensional random vectors with mean zero and covariance matrix  $\boldsymbol{\Sigma} = E(\mathbf{X}\mathbf{X}^T) = (\sigma_{jk})_{1 \leq j, k \leq p}$ . Assume that the two samples  $\{\varepsilon_i\}_{i=1}^n$  and  $\{\mathbf{X}_i\}_{i=1}^n$  are independent, and write

$$\mathbf{X} = (X_1, \dots, X_p)^T, \quad \mathbf{X}_i = (X_{i1}, \dots, X_{ip})^T, \quad i = 1, \dots, n.$$

Then the spurious correlation (1.1) can be written as

$$\widehat{R}_n(s, p) = \max_{\boldsymbol{\alpha} \in \mathcal{S}^{p-1}; |\boldsymbol{\alpha}|_0 = s} \widehat{\text{corr}}_n(\varepsilon, \boldsymbol{\alpha}^T \mathbf{X}), \quad (2.1)$$

when the dimension  $p$  and sparsity  $s$  are allowed to diverse with the sample size  $n$ . Here  $\widehat{\text{corr}}_n(\cdot, \cdot)$  denotes the Pearson sample correlation coefficient and  $\mathcal{S}^{p-1} := \{\boldsymbol{\alpha} \in \mathbb{R}^p : |\boldsymbol{\alpha}|_2 = 1\}$  is the unit sphere of  $\mathbb{R}^p$ . Due to the anti-symmetric property of the sample correlation under the sign transform of  $\boldsymbol{\alpha}$ , we have also

$$\widehat{R}_n(s, p) = \max_{\boldsymbol{\alpha} \in \mathcal{S}^{p-1}; |\boldsymbol{\alpha}|_0 = s} |\widehat{\text{corr}}_n(\varepsilon, \boldsymbol{\alpha}^T \mathbf{X})|, \quad (2.2)$$

More specifically, we can express  $\widehat{R}_n(s, p)$  as

$$\max_{S \subseteq [p]: |S|=s} \max_{\boldsymbol{\alpha} \in \mathcal{S}^{s-1}} \frac{\sum_{i=1}^n (\varepsilon_i - \bar{\varepsilon}_n) \langle \boldsymbol{\alpha}, \mathbf{X}_{i,S} - \bar{\mathbf{X}}_{n,S} \rangle}{\sqrt{\sum_{i=1}^n (\varepsilon_i - \bar{\varepsilon}_n)^2 \cdot \sum_{i=1}^n \langle \boldsymbol{\alpha}, \mathbf{X}_{i,S} - \bar{\mathbf{X}}_{n,S} \rangle^2}}. \quad (2.3)$$

Note that in (2.1)–(2.3), the restriction  $\boldsymbol{\alpha} \in \mathcal{S}^{p-1}$  can be removed. Hence, by the scale-invariance property of  $\widehat{R}_n(s, p)$ , we assume without loss of generality that  $\sigma^2 = 1$  and  $\boldsymbol{\Sigma}$  is a correlation matrix so that  $\text{diag}(\boldsymbol{\Sigma}) = \mathbf{I}_p$ .

For a random variable  $X$ , the sub-Gaussian norm  $\|X\|_{\psi_2}$  and sub-exponential norm  $\|X\|_{\psi_1}$  of  $X$  are defined respectively as

$$\|X\|_{\psi_2} = \sup_{q \geq 1} q^{-1/2} (E|X|^q)^{1/q} \quad \text{and} \quad \|X\|_{\psi_1} = \sup_{q \geq 1} q^{-1} (E|X|^q)^{1/q}.$$

A random variable  $X$  that satisfies  $\|X\|_{\psi_2} < \infty$  (resp.,  $\|X\|_{\psi_1} < \infty$ ) is called a sub-Gaussian (resp., sub-exponential) random variable.

The following moment conditions for  $\varepsilon \in \mathbb{R}$  and  $\mathbf{X} \in \mathbb{R}^p$  are imposed.

**Condition 2.1.** *There exists a random vector  $\mathbf{U}$  such that  $E(\mathbf{U}) = \mathbf{0}$ ,  $E(\mathbf{U}\mathbf{U}^T) = \mathbf{I}_p$ ,*

$$\mathbf{X} = (X_1, \dots, X_p)^T = \boldsymbol{\Sigma}^{1/2} \mathbf{U} \quad \text{and} \quad K_1 := \sup_{\boldsymbol{\alpha} \in \mathcal{S}^{p-1}} \|\langle \boldsymbol{\alpha}, \mathbf{U} \rangle\|_{\psi_2} < \infty. \quad (2.4)$$

*The random variable  $\varepsilon$  has zero mean and unit variance and is sub-Gaussian with  $K_0 := \|\varepsilon\|_{\psi_2} < \infty$ . Moreover, write  $v_q = E(|\varepsilon|^q)$  for  $q \geq 3$ .*

The following gives our assumption on the sampling process.

**Condition 2.2.**  *$\{\varepsilon_i\}_{i=1}^n$  and  $\{\mathbf{X}_i\}_{i=1}^n$  are independent random samples from distributions of  $\varepsilon$  and  $\mathbf{X}$ , respectively.*

For  $1 \leq s \leq p$ , the  $s$ -sparse minimal and maximal eigenvalues (Bickel, Ritov and Tsybakov, 2009) of the covariance matrix  $\boldsymbol{\Sigma}$  are defined as

$$\phi_{\min}(s) = \min_{\mathbf{u} \in \mathbb{R}^p: 1 \leq |\mathbf{u}|_0 \leq s} (|\mathbf{u}|_{\boldsymbol{\Sigma}} / |\mathbf{u}|_2)^2, \quad \phi_{\max}(s) = \max_{\mathbf{u} \in \mathbb{R}^p: 1 \leq |\mathbf{u}|_0 \leq s} (|\mathbf{u}|_{\boldsymbol{\Sigma}} / |\mathbf{u}|_2)^2,$$

where  $|\mathbf{u}|_{\boldsymbol{\Sigma}} = (\mathbf{u}^T \boldsymbol{\Sigma} \mathbf{u})^{1/2}$  and  $|\mathbf{u}|_2 = (\mathbf{u}^T \mathbf{u})^{1/2}$  is the  $\ell_2$ -norm of  $\mathbf{u}$ . Consequently, for

$1 \leq s \leq p$ , the  $s$ -sparse condition number of  $\Sigma$  is given by

$$\gamma_s = \gamma_s(\Sigma) = \sqrt{\frac{\phi_{\max}(s)}{\phi_{\min}(s)}}. \quad (2.5)$$

The quantity  $\gamma_s$  will play an important role in our analysis.

The following notation will be used. For two sequences  $\{a_n\}$  and  $\{b_n\}$  of positive numbers, we write  $a_n = O(b_n)$  or  $a_n \lesssim b_n$  if there exists a constant  $C > 0$  such that  $a_n/b_n \leq C$  for all sufficiently large  $n$ ; we write  $a_n \asymp b_n$  if there exist constants  $C_1, C_2 > 0$  such that, for all  $n$  large enough,  $C_1 \leq a_n/b_n \leq C_2$ ; and we write  $a_n \sim b_n$  and  $a_n = o(b_n)$  if  $\lim_{n \rightarrow \infty} a_n/b_n = 1$  and  $\lim_{n \rightarrow \infty} a_n/b_n = 0$ , respectively. For  $a, b \in \mathbb{R}$ , we write  $a \vee b = \max(a, b)$  and  $a \wedge b = \min(a, b)$ . For every vector  $\mathbf{u}$ , we denote by  $|\mathbf{u}|_q = (\sum_{i \geq 1} |u_i|^q)^{1/q}$  for  $q > 0$  and  $|\mathbf{u}|_0 = \sum_{i \geq 1} I\{u_i \neq 0\}$ . We use  $\langle \mathbf{u}, \mathbf{v} \rangle = \mathbf{u}^T \mathbf{v}$  to denote the inner product of two vectors  $\mathbf{u}$  and  $\mathbf{v}$  with the same dimension and  $\|\mathbf{M}\|$  to denote the spectral norm of a matrix  $\mathbf{M}$ . For every positive integer  $\ell$ , we write  $[\ell] = \{1, 2, \dots, \ell\}$ , and for any set  $S$ , we use  $S^c$  to denote its complement and  $|S|$  for its cardinality. Moreover, for every  $p$ -dimensional vector  $\mathbf{u}$  and  $p \times p$  positive semi-definite matrix  $\mathbf{A}$ , we write  $|\mathbf{u}|_{\mathbf{A}} = \sqrt{\mathbf{u}^T \mathbf{A} \mathbf{u}}$ . In particular, put

$$\alpha_{\Sigma} = \alpha / |\alpha|_{\Sigma} \quad (2.6)$$

for every  $\alpha \in \mathbb{R}^p$  and set  $\mathbf{0}_{\Sigma} = \mathbf{0}$  for convention.

### 3 Distributions of maximum spurious correlations

In this section, we first derive the asymptotic distributions of the maximum spurious correlation  $\widehat{R}_n(s, p)$ . The analytic form of such asymptotic distributions can be obtained. Since the asymptotic distributions of  $\widehat{R}_n(s, p)$  depend on the unknown covariance matrix  $\Sigma$ , we provide a bootstrap estimate and demonstrate its consistency.

### 3.1 Asymptotic distributions of maximum spurious correlations

In view of (2.3), we can rewrite  $\widehat{R}_n(s, p)$  as

$$\widehat{R}_n(s, p) = \sup_{f \in \mathcal{F}} \frac{n^{-1} \sum_{i=1}^n (\varepsilon_i - \bar{\varepsilon}_n) f(\mathbf{X}_i - \bar{\mathbf{X}}_n)}{\sqrt{n^{-1} \sum_{i=1}^n (\varepsilon_i - \bar{\varepsilon}_n)^2} \cdot \sqrt{n^{-1} \sum_{i=1}^n f^2(\mathbf{X}_i - \bar{\mathbf{X}}_n)}}, \quad (3.1)$$

where  $\bar{\varepsilon}_n = n^{-1} \sum_{i=1}^n \varepsilon_i$ ,  $\bar{\mathbf{X}}_n = n^{-1} \sum_{i=1}^n \mathbf{X}_i$  and

$$\mathcal{F} = \mathcal{F}(s, p) = \{\mathbf{x} \mapsto f_{\boldsymbol{\alpha}}(\mathbf{x}) = \langle \boldsymbol{\alpha}, \mathbf{x} \rangle : \boldsymbol{\alpha} \in \mathcal{S}^{p-1}, |\boldsymbol{\alpha}|_0 = s\} \quad (3.2)$$

is a class of linear functions  $\mathbb{R}^p \mapsto \mathbb{R}$ . For notational convenience, the dependence of  $\mathcal{F}$  on  $(s, p)$  will be assumed without displaying. We regard  $\boldsymbol{\alpha} \in \mathcal{F}$  as the linear map  $\mathbf{x} \mapsto \langle \boldsymbol{\alpha}, \mathbf{x} \rangle$  induced by  $\boldsymbol{\alpha} \in \mathcal{S}^{p-1}$  with  $|\boldsymbol{\alpha}|_0 = s$ .

Let  $\mathbf{Z} = (Z_1, \dots, Z_p)^T$  be a  $p$ -dimensional Gaussian random vector with mean zero and covariance matrix  $\boldsymbol{\Sigma}$ , i.e.  $\mathbf{Z} \stackrel{d}{=} N(\mathbf{0}, \boldsymbol{\Sigma})$ . Denote by  $Z_{(1)}^2 \leq Z_{(2)}^2 \leq \dots \leq Z_{(p)}^2$  the order statistics of  $\{Z_1^2, \dots, Z_p^2\}$ . The following theorem shows that, under certain moment conditions, the distribution of the maximum absolute multiple correlation  $\widehat{R}_n(s, p)$  can be approximated by that of the supremum of a centered Gaussian process  $\mathbb{G}^*$  indexed by  $\mathcal{F}$ .

**Theorem 3.1.** *Let Conditions 2.1 and 2.2 hold. Assume that  $n, p \geq 2$  and  $1 \leq s \leq p$ . Then there exists a constant  $C > 0$  independent of  $(s, p, n)$  such that*

$$\begin{aligned} \sup_{t \geq 0} |P\{\sqrt{n}\widehat{R}_n(s, p) \leq t\} - P\{R^*(s, p) \leq t\}| \\ \leq C(K_0 K_1)^{3/4} n^{-1/8} \{sb_n(s, p)\}^{7/8}, \end{aligned} \quad (3.3)$$

where  $K_0$  and  $K_1$  are defined in Condition 2.1,  $b_n(s, p) := \log \frac{\gamma_s p}{s} \vee \log n$  for  $\gamma_s$  as in (2.5),  $R^*(s, p) := \sup_{\boldsymbol{\alpha} \in \mathcal{F}} \mathbb{G}_{\boldsymbol{\alpha}}^*$  and  $\mathbb{G}^* = \{\mathbb{G}_{\boldsymbol{\alpha}}^*\}_{\boldsymbol{\alpha} \in \mathcal{F}}$  is a centered Gaussian process indexed by  $\mathcal{F}$  defined as, for every  $\boldsymbol{\alpha} \in \mathcal{F}$ ,

$$\mathbb{G}_{\boldsymbol{\alpha}}^* = \boldsymbol{\alpha}_{\boldsymbol{\Sigma}}^T \mathbf{Z} = \frac{\boldsymbol{\alpha}^T \mathbf{Z}}{\sqrt{\boldsymbol{\alpha}^T \boldsymbol{\Sigma} \boldsymbol{\alpha}}}. \quad (3.4)$$

In particular, if  $\Sigma = \mathbf{I}_p$  and  $s \log(pn) = o(n^{1/7})$ , then as  $n \rightarrow \infty$ ,

$$\sup_{t \geq 0} \left| P\{n\widehat{R}_n(s, p)^2 - sa_p \leq t\} - P\{Z_{(p)}^2 + \cdots + Z_{(p-s+1)}^2 - sa_p \leq t\} \right| \rightarrow 0, \quad (3.5)$$

where  $a_p = 2 \log p - \log(\log p)$ .

**Remark 3.1.** In Theorem 3.1, the independence assumption of  $\varepsilon$  and  $\mathbf{X}$  can be relaxed as

$$E(\varepsilon|\mathbf{X}) = 0, \quad E(\varepsilon^2|\mathbf{X}) = \sigma^2 \quad \text{and} \quad E(\varepsilon^4|\mathbf{X}) \leq C \quad \text{almost surely,}$$

where  $C > 0$  is a constant.

The expression (3.5) indicates that the increment  $n\{\widehat{R}_n(s, p)^2 - \widehat{R}_n(s-1, p)^2\}$  is approximately the same as  $Z_{(p-s+1)}^2$ . This can simply be shown from the asymptotic joint distribution of  $(\widehat{R}_n(1, p), \widehat{R}_n(2, p), \dots, \widehat{R}_n(s, p))$ . The following proposition establishes the approximation of the joint distributions when both the dimension  $p$  and sparsity  $s$  are allowed to diverge with the sample size  $n$ .

**Proposition 3.1.** *Let Conditions 2.1 and 2.2 hold with  $\Sigma = \mathbf{I}_p$ . Assume that the triplet  $(s, p, n)$  satisfies  $1 \leq s \leq n \leq p$  and  $s^2 \log p = o(n^{1/7})$ . Then as  $n \rightarrow \infty$ ,*

$$\sup_{0 < t_1 < t_2 < \cdots < t_s < 1} \left| P \left[ \bigcap_{k=1}^s \{\widehat{R}_n(k, p) \leq t_k\} \right] - P \left[ \bigcap_{k=1}^s \{Z_{(p-k+1)}^2 \leq n(t_k^2 - t_{k-1}^2)\} \right] \right| \rightarrow 0,$$

where  $t_0 \equiv 0$ .

When  $s = 1$ , it is straightforward to verify that, for any  $t \in \mathbb{R}$ ,

$$P\{Z_{(p)}^2 - 2 \log p + \log(\log p) \leq t\} \rightarrow \exp\left(-\frac{1}{\sqrt{\pi}} e^{-t/2}\right) \quad \text{as } p \rightarrow \infty. \quad (3.6)$$

This result is similar in nature to (5) in [Fan, Guo and Hao \(2012\)](#). For a general  $s \geq 2$ , we establish in the following proposition the limiting distribution of the sum of the top  $s$  order statistics of i.i.d. chi-square random variables with degree of freedom 1.

**Proposition 3.2.** *Assume that  $s \geq 2$  is a fixed integer. For any  $t \in \mathbb{R}$ , we have as  $p \rightarrow \infty$ ,*

$$\begin{aligned} & P\{Z_{(p)}^2 + \cdots + Z_{(p-s+1)}^2 - sa_p \leq t\} \\ & \rightarrow \frac{\pi^{(1-s)/2}}{(s-1)!\Gamma(s-1)} \int_{-\infty}^{t/s} \left\{ \int_0^{(t-sv)/2} u^{s-2} e^{-u} du \right\} e^{-(s-1)v/2} g(v) dv, \end{aligned} \quad (3.7)$$

where  $a_p = 2 \log p - \log(\log p)$ ,  $G(t) = \exp(-\pi^{-1/2} e^{-t/2})$  and  $g(t) = G'(t) = \frac{e^{-t/2}}{2\sqrt{\pi}} G(t)$ . The above integral can further be expressed as

$$\begin{aligned} & G\left(\frac{t}{s}\right) + \frac{\pi^{1-s/2} e^{-t/2}}{(s-1)!} \int_{-\infty}^{t/s} e^u g(u) du + \frac{\pi^{(1-s)/2} e^{-t/2}}{(s-1)!} \\ & \times \sum_{j=1}^{s-2} \left\{ G\left(\frac{t}{s}\right) e^{(j+1)t/(2s)} \pi^{j/2} \prod_{\ell=1}^j (s-\ell) - \frac{1}{j! 2^j} \int_{-\infty}^{t/s} (t-sv)^j e^{v/2} g(v) dv \right\}, \end{aligned} \quad (3.8)$$

In particular, when  $s = 2$ , the last term on the right-hand side of (3.8) vanishes so that

$$P\{Z_{(p)}^2 + Z_{(p-1)}^2 - 2a_p \leq t\} \rightarrow G\left(\frac{t}{2}\right) + \frac{e^{-t/2}}{2\sqrt{\pi}} \int_{-\infty}^{t/2} e^{u/2} G(u) du \quad \text{as } p \rightarrow \infty.$$

The proofs of Propositions 3.1 and 3.2 are placed in the supplemental material (Fan, Shao and Zhou, 2015).

### 3.2 Multiplier bootstrap approximation

Since the covariance matrix  $\Sigma$  of  $\mathbf{X}$  is unspecified, the distribution of  $R^*(s, p) = \sup_{\alpha \in \mathcal{F}} \mathbb{G}_{\alpha}^*$  for  $\mathbb{G}^*$  as in (3.4) is unknown and thus can not be used for statistical inference. In the following, we consider the use of a Monte Carlo method to simulate a process that mimics  $\mathbb{G}^*$ , now known as the multiplier (wild) bootstrap method which is similar to that used in Hansen (1996), Barrett and Donald (2003) and Chernozhukov, Chetverikov and Kato (2013), among others.

To begin with, let  $\widehat{\Sigma}_n$  be the sample covariance matrix given by

$$\widehat{\Sigma}_n = (\widehat{\sigma}_{jk})_{1 \leq j, k \leq p} = n^{-1} \sum_{i=1}^n (\mathbf{X}_i - \bar{\mathbf{X}}_n)(\mathbf{X}_i - \bar{\mathbf{X}}_n)^T = \mathbf{S}_n - \bar{\mathbf{X}}_n \bar{\mathbf{X}}_n^T,$$

where  $\mathbf{S}_n = n^{-1} \sum_{i=1}^n \mathbf{X}_i \mathbf{X}_i^T$ . Further, let  $\xi_1, \dots, \xi_n$  be i.i.d. standard normal random

variables that are independent of  $\{\varepsilon_i\}_{i=1}^n$  and  $\{\mathbf{X}_i\}_{i=1}^n$ , and write

$$\mathbf{Z}_n = n^{-1/2} \sum_{i=1}^n \xi_i (\mathbf{X}_i - \bar{\mathbf{X}}_n) \in \mathbb{R}^p. \quad (3.9)$$

Observe that, given  $\{\mathbf{X}_i\}_{i=1}^n$ ,  $\mathbf{Z}_n$  is a  $p$ -variate conditional Gaussian random vector with mean zero and covariance matrix  $\widehat{\Sigma}_n$ .

The following result shows that the (unknown) distribution of  $R^*(s, p) = \sup_{\alpha \in \mathcal{F}} \langle \alpha_{\Sigma}, \mathbf{Z} \rangle$  for  $\mathbf{Z} \stackrel{d}{=} N(\mathbf{0}, \Sigma)$  can be consistently estimated by the conditional distribution of

$$R_{\text{MB}}^*(s, p) := \sup_{\alpha \in \mathcal{F}} \frac{\langle \alpha, \mathbf{Z}_n \rangle}{\|\alpha\|_n} \quad (3.10)$$

given  $\{\mathbf{X}_i\}_{i=1}^n$ , where  $\|\alpha\|_n^2 := \alpha^T \widehat{\Sigma}_n \alpha$ .

**Theorem 3.2.** *Let Conditions 2.1 and 2.2 hold. Assume that the triplet  $(s, p, n)$  satisfies  $1 \leq s \leq p$  and  $s \log(\gamma_s p n) = o(n^{1/5})$ . Then as  $n \rightarrow \infty$ ,*

$$\sup_{t \geq 0} \left| P\{R^*(s, p) \leq t\} - P\{R_{\text{MB}}^*(s, p) \leq t \mid \mathbf{X}_1, \dots, \mathbf{X}_n\} \right| \xrightarrow{P} 0. \quad (3.11)$$

**Remark 3.2.** Together, Theorems 3.1 and 3.2 show that the maximum spurious correlation  $\widehat{R}_n(s, p)$  can be approximated in distribution by the multiplier bootstrap statistic  $n^{-1/2} R_{\text{MB}}^*(s, p)$ . Practically when the sample size  $n$  is relatively small, the value of  $n^{-1/2} R_{\text{MB}}^*(s, p)$  may exceed 1 which makes it unfavorable as a proxy for spurious correlation. To address this issue, we propose to use the following corrected bootstrap approximation

$$R_{\text{cMB}}^*(s, p) := \sup_{\alpha \in \mathcal{F}} \frac{\langle \alpha, \sqrt{n} \mathbf{Z}_n \rangle}{|\boldsymbol{\xi}|_2 \cdot \|\alpha\|_n}, \quad (3.12)$$

where  $\boldsymbol{\xi} = (\xi_1, \dots, \xi_n)^T \stackrel{d}{=} N(\mathbf{0}, \mathbf{I}_n)$ . By the Cauchy-Schwarz inequality,  $n^{-1/2} R_{\text{cMB}}^*(s, p)$  is always between 0 and 1. In view of (3.10) and (3.12),  $R_{\text{cMB}}^*(s, p)$  differs from  $R_{\text{MB}}^*(s, p)$  only up to a multiplicative random factor  $|\boldsymbol{\xi}|_2 / \sqrt{n}$ , which in theory is concentrated around 1 with exponentially high probability. It can be easily shown that  $R_{\text{MB}}^*$  and  $R_{\text{cMB}}^*$  are asymptotically equivalent, and therefore (3.11) remains valid with  $R_{\text{MB}}^*$  replaced by  $R_{\text{cMB}}^*$ .

## 4 Extension to sparse linear models

Suppose that the observed response  $Y$  and  $p$ -dimensional covariate  $\mathbf{X}$  follows the sparse linear model:

$$Y = \mathbf{X}^T \boldsymbol{\beta}^* + \varepsilon, \quad (4.1)$$

where the regression coefficient  $\boldsymbol{\beta}^*$  is sparse. The sparsity is typically explored by the LASSO (Tibshirani, 1996), the SCAD (Fan and Li, 2001) or the MCP (Zhang, 2010). Now it is well-known that, under suitable conditions, the SCAD and the MCP, among other folded concave penalized least-square estimators, also enjoy the unbiasedness property and the (strong) oracle properties (Fan and Lv, 2011). For simplicity, we focus on the SCAD. For a given random sample  $\{(\mathbf{X}_i, Y_i)\}_{i=1}^n$ , SCAD exploits the sparsity by  $p_\lambda$ -regularization, which minimizes

$$(2n)^{-1} \sum_{i=1}^n (Y_i - \mathbf{X}_i^T \boldsymbol{\beta})^2 + \sum_{j=1}^p p_\lambda(|\beta_j|; a) \quad (4.2)$$

over  $\boldsymbol{\beta} = (\beta_1, \dots, \beta_p)^T \in \mathbb{R}^p$ , where  $p_\lambda(\cdot; a)$  denotes the SCAD penalty function (Fan and Li, 2001), i.e.  $p'_\lambda(t; a) = \lambda I(t \leq \lambda) + \frac{(a\lambda - t)_+}{a-1} I(t > \lambda)$  for some  $a > 2$ , and  $\lambda = \lambda_n \geq 0$  is a regularization parameter.

Denote by  $\mathbb{X} = (\mathbf{X}_1, \dots, \mathbf{X}_n)^T$  the  $n \times p$  design matrix,  $\mathbb{Y} = (Y_1, \dots, Y_n)^T$  the  $n$ -dimensional response vector and  $\boldsymbol{\varepsilon} = (\varepsilon_1, \dots, \varepsilon_n)^T$  the  $n$ -dimensional noise vector. Without loss of generality, we assume that  $\boldsymbol{\beta}^* = (\boldsymbol{\beta}_1^T, \boldsymbol{\beta}_2^T)^T$  with each component of  $\boldsymbol{\beta}_1 \in \mathbb{R}^s$  non-zero and  $\boldsymbol{\beta}_2 = \mathbf{0}$ , such that  $S_0 := \text{supp}(\boldsymbol{\beta}^*) = \{1, \dots, s\}$  is the true underlying sparse model of the indices with  $s = |\boldsymbol{\beta}^*|_0$ . Moreover, write  $\mathbb{X} = (\mathbb{X}_1, \mathbb{X}_2)$ , where  $\mathbb{X}_1 \in \mathbb{R}^{n \times s}$  consists of the columns of  $\mathbb{X}$  indexed by  $S_0$ . In this notation,  $\mathbb{Y} = \mathbb{X}\boldsymbol{\beta} + \boldsymbol{\varepsilon} = \mathbb{X}_1\boldsymbol{\beta}_1 + \boldsymbol{\varepsilon}$  and the oracle estimator  $\widehat{\boldsymbol{\beta}}^{\text{oracle}}$  has an explicit form of

$$\widehat{\boldsymbol{\beta}}_1^{\text{oracle}} = (\mathbb{X}_1^T \mathbb{X}_1)^{-1} \mathbb{X}_1^T \mathbb{Y} = \boldsymbol{\beta}_1 + (\mathbb{X}_1^T \mathbb{X}_1)^{-1} \mathbb{X}_1^T \boldsymbol{\varepsilon}, \quad \widehat{\boldsymbol{\beta}}_2^{\text{oracle}} = \mathbf{0}. \quad (4.3)$$

In other words, the oracle estimator is the unpenalized estimator that minimizes  $\sum_{i=1}^n (Y_i - \mathbf{X}_{i,S_0}^T \boldsymbol{\beta}_{S_0})^2$  over the true support set  $S_0$ .

Denote by  $\widehat{\boldsymbol{\varepsilon}}^{\text{oracle}} = (\widehat{\varepsilon}_1^{\text{oracle}}, \dots, \widehat{\varepsilon}_n^{\text{oracle}})^T$  the residuals after the oracle fit, where

$$\widehat{\varepsilon}_i^{\text{oracle}} = Y_i - \mathbf{X}_i^T \widehat{\boldsymbol{\beta}}^{\text{oracle}}, \quad i = 1, \dots, n. \quad (4.4)$$

Then, we can construct the maximum spurious correlation as in (2.2) except that  $\{\varepsilon_i\}$  is now replaced by  $\{\widehat{\varepsilon}_i^{\text{oracle}}\}$ , i.e.

$$\begin{aligned} & \widehat{R}_n^{\text{oracle}}(1, p) \\ &= \max_{j \in [p]} \frac{|\sum_{i=1}^n (\widehat{\varepsilon}_i^{\text{oracle}} - n^{-1} \mathbf{e}_n^T \widehat{\boldsymbol{\varepsilon}}^{\text{oracle}})(X_{ij} - \bar{X}_j)|}{\sqrt{\sum_{i=1}^n (\widehat{\varepsilon}_i^{\text{oracle}} - n^{-1} \mathbf{e}_n^T \widehat{\boldsymbol{\varepsilon}}^{\text{oracle}})^2} \cdot \sqrt{\sum_{i=1}^n (X_{ij} - \bar{X}_j)^2}}. \end{aligned} \quad (4.5)$$

where  $\mathbf{e}_n = (1, \dots, 1)^T \in \mathbb{R}^n$  and  $\bar{X}_j = n^{-1} \sum_{i=1}^n X_{ij}$ . We here deal with the specific case of the spurious correlation of size 1 as this is what needed for testing the exogeneity assumption (1.2).

To establish the limiting distribution of  $\widehat{R}_n^{\text{oracle}}(1, p)$ , we make the following assumptions.

**Condition 4.1.**  $\mathbb{Y} = \mathbb{X}\boldsymbol{\beta}^* + \boldsymbol{\varepsilon}$  with  $\text{supp}(\boldsymbol{\beta}^*) = \{1, \dots, s\}$  and  $\boldsymbol{\varepsilon} = (\varepsilon_1, \dots, \varepsilon_n)^T$  being i.i.d. centered sub-Gaussian satisfying that  $K_0 = \|\varepsilon_i\|_{\psi_2} < \infty$ . The rows of  $\mathbb{X} = (\mathbf{X}_1, \dots, \mathbf{X}_n)^T$  are i.i.d. realizations from a sub-Gaussian distribution satisfying (2.4).

As before, we can assume that  $\boldsymbol{\Sigma} = E(\mathbf{X}_i \mathbf{X}_i^T)$  is a correlation matrix with  $\text{diag}(\boldsymbol{\Sigma}) = \mathbf{I}_p$ . Set  $d = p - s$  and partition

$$\boldsymbol{\Sigma} = \begin{pmatrix} \boldsymbol{\Sigma}_{11} & \boldsymbol{\Sigma}_{12} \\ \boldsymbol{\Sigma}_{21} & \boldsymbol{\Sigma}_{22} \end{pmatrix} \quad \text{with} \quad \boldsymbol{\Sigma}_{11} \in \mathbb{R}^{s \times s}, \boldsymbol{\Sigma}_{22} \in \mathbb{R}^{d \times d}, \boldsymbol{\Sigma}_{21} = \boldsymbol{\Sigma}_{12}^T. \quad (4.6)$$

Let  $\boldsymbol{\Sigma}_{22.1} = (\tilde{\sigma}_{jk})_{1 \leq j, k \leq d} = \boldsymbol{\Sigma}_{22} - \boldsymbol{\Sigma}_{21} \boldsymbol{\Sigma}_{11}^{-1} \boldsymbol{\Sigma}_{12}$  be the Schur complement of  $\boldsymbol{\Sigma}_{11}$  in  $\boldsymbol{\Sigma}$ ,

**Condition 4.2.**  $\tilde{\sigma}_{\min} = \min_{1 \leq j \leq d} \tilde{\sigma}_{jj}$  is bounded away from zero.

**Theorem 4.1.** Assume that Conditions 4.1 and 4.2 hold, and that the triplet  $(s, p, n)$  satisfies  $s \log p = o(\sqrt{n})$  and  $\log p = o(n^{1/7})$ . Then the maximum spurious correlation  $\widehat{R}_n^{\text{oracle}}(1, p)$  in (4.5) satisfies, as  $n \rightarrow \infty$ ,

$$\sup_{t \geq 0} |P\{\sqrt{n} \widehat{R}_n^{\text{oracle}}(1, p) \leq t\} - P(|\tilde{\mathbf{Z}}|_{\infty} \leq t)| \rightarrow 0, \quad (4.7)$$

where  $\tilde{\mathbf{Z}}$  is a  $d$ -variate centered Gaussian random vector with covariance matrix  $\Sigma_{22,1}$ .

Since  $p_\lambda$  is a folded-concave penalty function, (4.2) is a non-convex optimization problem. The local linear approximation (LLA) algorithm can be applied to produce a certain local minimum for any fixed initial solution (Zou and Li, 2008; Fan, Xue and Zou, 2014). In particular, Fan, Xue and Zou (2014) proved that the LLA algorithm can deliver the oracle estimator in the folded concave penalized problem with overwhelming probability if it is initialized by some appropriate initial estimator.

Let  $\hat{\boldsymbol{\beta}}^{\text{lla}}$  be the estimator computed via the one-step LLA algorithm initiated by the LASSO estimator (Tibshirani, 1996). That is

$$\hat{\boldsymbol{\beta}}^{\text{lla}} = \arg \min_{\boldsymbol{\beta}} \left\{ (2n)^{-1} \sum_{i=1}^n (Y_i - \mathbf{X}_i^T \boldsymbol{\beta})^2 + \sum_{j=1}^p p'_\lambda(|\hat{\beta}_j^{\text{lasso}}|) |\beta_j| \right\}. \quad (4.8)$$

where  $p_\lambda$  is a folded concave penalty, such as SCAD and MCP penalties, and  $\hat{\boldsymbol{\beta}}^{\text{lasso}} = \arg \min_{\boldsymbol{\beta}} \{ (2n)^{-1} \sum_{i=1}^n (Y_i - \mathbf{X}_i^T \boldsymbol{\beta})^2 + \lambda |\boldsymbol{\beta}|_1 \}$ . Accordingly, denote by  $\hat{R}_n^{\text{lla}}(1, p)$  the maximum spurious correlation as in (4.5) with  $\hat{\varepsilon}_i^{\text{oracle}}$  replaced by  $\hat{\varepsilon}_i^{\text{lla}} = Y_i - \mathbf{X}_i^T \hat{\boldsymbol{\beta}}^{\text{lla}}$ . Applying Theorem 4.1, we can derive the limiting distribution of  $\hat{R}_n^{\text{lla}}(1, p)$  under suitable conditions. First, let us recall the concept of *Restricted Eigenvalue* formulated by Bickel, Ritov and Tsybakov (2009) which is among the weakest assumptions imposed on the design matrix in order to get tight bounds on the prediction errors of the LASSO estimator.

**Definition 4.1.** For any integer  $s_0 \in [p]$  and positive number  $c_0$ , the  $RE(s_0, c_0)$  parameter  $\kappa(s_0, c_0, \mathbf{A})$  of a  $p \times p$  matrix  $\mathbf{A}$  is defined as

$$\kappa(s_0, c_0, \mathbf{A}) := \min_{S \subseteq [p]: |S| \leq s_0} \min_{\boldsymbol{\delta} \neq 0: |\boldsymbol{\delta}_{S^c}|_1 \leq c_0 |\boldsymbol{\delta}_S|_1} \frac{\boldsymbol{\delta}^T \mathbf{A} \boldsymbol{\delta}}{|\boldsymbol{\delta}_S|_2^2}. \quad (4.9)$$

**Theorem 4.2.** Assume that Conditions 4.1 and 4.2 hold, the minimal signal strength of  $\boldsymbol{\beta}^*$  satisfies  $\min_{j \in S_0} |\beta_j^*| > (a+1)\lambda$  for  $a, \lambda$  as in (4.2), and that the triplet  $(s, p, n)$  satisfies  $s \log p = o(\sqrt{n})$ ,  $\frac{s \log p}{\kappa(s, 3+\epsilon, \Sigma)} = o(n)$  for some  $\epsilon > 0$  and  $\log p = o(n^{1/7})$ . If the regularization parameters  $(\lambda, \lambda_{\text{lasso}})$  are such that  $\lambda \geq \frac{8\sqrt{s}}{\kappa(s, 3, \Sigma)} \lambda_{\text{lasso}}$  and  $\lambda_{\text{lasso}} \geq CK_0 n^{-1/2} \sqrt{\log p}$  for

$C > 0$  large enough, then as  $n \rightarrow \infty$ ,

$$\sup_{t \geq 0} |P\{\sqrt{n}\widehat{R}_n^{\text{lla}}(1, p) \leq t\} - P(|\widetilde{\mathbf{Z}}|_\infty \leq t)| \rightarrow 0, \quad (4.10)$$

where  $\widetilde{\mathbf{Z}}$  is a  $d$ -variate centered Gaussian random vector with covariance matrix  $\Sigma_{22.1}$ .

## 5 Applications to high-dimensional inferences

This section outlines two important applications in high-dimensional statistics. The first one asks the question if discoveries by machine learning and data mining techniques any better than by chance and the second one validates if fundamental assumption of exogeneity (1.2) holds for high-dimensional statistical inference.

### 5.1 Spurious discoveries

Let  $q_\alpha^*(s, p)$  be the upper  $\alpha$ -quantile of the random variable  $R_{\text{cMB}}^*(s, p)$  defined by (3.12). Then, an approximate  $1 - \alpha$  upper confidence limit of the spurious correlation is given by  $q_\alpha^*(s, p)$ . By Theorems 3.1 and 3.2, we have

$$P\{\widehat{R}_n(s, p) \leq q_\alpha^*(s, p)\} \rightarrow 1 - \alpha. \quad (5.1)$$

Let  $\widehat{Y}_i$  be fitted values using  $s$  predictors indexed by  $\widehat{S}$  selected by a data-driven technique and  $Y_i$  be the associated response value. They are denoted in the vector form by  $\widehat{\mathbb{Y}}$  and  $\mathbb{Y}$ , respectively. If

$$|\widehat{\text{corr}}_n(\mathbb{Y}, \widehat{\mathbb{Y}})| \leq q_\alpha^*(s, p), \quad (5.2)$$

then the discovery of variables  $\widehat{S}$  can be regarded as spurious, no better than by chance. Therefore, the multiplier bootstrap quantile  $q_\alpha^*(s, p)$  provides an important critical value and yardstick for judging whether the discovery is spurious.

### 5.2 Validating exogeneity

Fan and Liao (2014) shows that the exogenous condition (1.2) is necessary for penalized

least-squares or penalized likelihood methods (Tibshirani, 1996; Fan and Li, 2001) to have a model selection consistency. They question the validity of such an exogenous assumption, as it imposes too many equations. They argue further that even when the exogenous model holds for important variables  $\mathbf{X}_S$ , i.e.

$$Y = \mathbf{X}_S^T \boldsymbol{\beta}_S^* + \varepsilon, \quad E(\varepsilon \mathbf{X}_S) = \mathbf{0}, \quad (5.3)$$

the extra variables  $\mathbf{X}_N$  (with  $N = S^c$ ) are collected in an effort to cover the unknown set  $S$  — no verification of the conditions

$$E(\varepsilon \mathbf{X}_N) = E(Y - \mathbf{X}_S^T \boldsymbol{\beta}_S^*) \mathbf{X}_N = \mathbf{0} \quad (5.4)$$

has ever been made. The equality  $E(Y - \mathbf{X}_S^T \boldsymbol{\beta}_S^*) X_j = 0$  in (5.4) holds by luck for some covariates  $X_j$ , but it can not expect this holds for all  $j \in N$ . They propose a focussed generalized method of moment (FGMM) to avoid the unreasonable assumption (5.4). Recognizing (5.3) is not identifiable in high-dimensional model, they impose additional conditions such as  $E(\varepsilon \mathbf{X}_S^2) = \mathbf{0}$ .

Despite its fundamental importance to high-dimensional statistics, there are no available tools for validating (1.2). Regarding (1.2) as a null hypothesis, a level  $\alpha$  test is to reject the assumption (1.2), when

$$\widehat{T}_{n,p} = \max_{j \in [p]} |\sqrt{n} \widehat{\text{corr}}_n(X_j, \varepsilon)| \geq q_\alpha^*(1, p). \quad (5.5)$$

By Theorems 3.1 and 3.2, the test statistic has approximate size  $\alpha$ . The P-value of the test can be computed via the distribution of the Gaussian multiplier process  $R_{\text{cMB}}^*(1, p)$ .

As pointed out in the introduction, the distribution of spurious correlation does not depend very sensitively on  $\boldsymbol{\Sigma}$ . When  $\boldsymbol{\Sigma}$  is a weakly correlated covariance matrix, we can approximate it by the identity matrix, and hence one can compare the renormalized test statistic

$$J_{n,p} = \widehat{T}_{n,p}^2 - 2 \log p + \log(\log p) \quad (5.6)$$

with the distribution (3.6). That is the critical value for test statistic  $J_{n,p}$  is

$$J_\alpha = -2 \log\{-\sqrt{\pi} \log(1 - \alpha)\} \quad (5.7)$$

and the associated P-value is given by

$$\exp\left(-\frac{1}{\sqrt{\pi}} e^{-J_{n,p}/2}\right). \quad (5.8)$$

Expressions (5.7) and (5.8) provide analytic form for quick validating the validity of the exogenous assumption (1.2).

In practice,  $\varepsilon$  is typically unknown to us. Therefore,  $\widehat{T}_{n,p}$  in (5.5) is calculated using the fitted residuals  $\{\widehat{\varepsilon}_i^{\text{lla}}\}_{i=1}^n$ . In view of Theorem 4.2, we need to adjust the null distribution according to (4.10). By Theorem 3.2, we adjust the definition of the process  $\mathbf{Z}_n$  in (3.9) by

$$\mathbf{Z}_n^{\text{lla}} = n^{-1/2} \sum_{i=1}^n \xi_i(\mathbf{X}_i^{\text{lla}} - \overline{\mathbf{X}}_n^{\text{lla}}) \in \mathbb{R}^{p-|\widehat{S}|}, \quad (5.9)$$

where  $\mathbf{X}_i^{\text{lla}} = \mathbf{X}_{i,\widehat{N}} - \widehat{\Sigma}_{\widehat{N}\widehat{S}} \widehat{\Sigma}_{\widehat{S}\widehat{S}}^{-1} \mathbf{X}_{i,\widehat{S}}$  is the residuals of  $\mathbf{X}_{\widehat{N}}$  regressed on  $\mathbf{X}_{\widehat{S}}$ , where  $\widehat{S}$  is the set of selected variables,  $\widehat{N} = [p] \setminus \widehat{S}$  and  $\widehat{\Sigma}_{S S'}$  denotes the sub-matrix of  $\widehat{\Sigma}_n$  containing entries indexed by  $(k, \ell) \in S \times S'$ . From (5.9), the multiplier bootstrap approximation of  $|\widetilde{\mathbf{Z}}|_\infty$  is  $R_{\text{MB}}^{\text{lla}}(1, p) = |\widehat{\mathbf{D}}^{-1/2} \mathbf{Z}_n^{\text{lla}}|_\infty$ , where  $\widehat{\mathbf{D}}$  = diagonal matrix of the sample covariance matrix of  $\{\mathbf{X}_i^{\text{lla}}\}_{i=1}^n$ . Consequently, we reject (1.2) if  $\widehat{T}_{n,p} > q_\alpha^{\text{lla}}(1, p)$ , where  $q_\alpha^{\text{lla}}(1, p)$  is the (conditional) upper  $\alpha$ -quantile of  $R_{\text{MB}}^{\text{lla}}(1, p)$  given  $\{\mathbf{X}_i\}_{i=1}^n$ .

## 6 Numerical studies

In this section, Monte Carlo simulations are employed to examine the finite-sample performance of the bootstrap approximation (for a given data set) to the distribution of the maximum spurious correlation.

## 6.1 Computation of spurious correlation

First we observe that, analogously to (7.21),  $\widehat{R}_n(s, p)$  in (2.2) can be written as

$$\widehat{R}_n(s, p)^2 = \widehat{\sigma}_\varepsilon^{-2} \max_{S \subseteq [p]: |S|=s} \mathbf{v}_{n,S}^T \widehat{\Sigma}_{SS}^{-1} \mathbf{v}_{n,S},$$

where  $\widehat{\sigma}_\varepsilon^2 := n^{-1} \sum_{i=1}^n (\varepsilon_i - \bar{\varepsilon}_n)^2$  and  $\mathbf{v}_n := n^{-1} \sum_{i=1}^n (\varepsilon_i - \bar{\varepsilon}_n)(\mathbf{X}_i - \bar{\mathbf{X}}_n)$ . Therefore, the computation of  $\widehat{R}_n(s, p)$  requires solving the combinatorial optimization problem

$$\widehat{S} := \arg \max_{S \subseteq [p]: |S|=s} \mathbf{v}_{n,S}^T \widehat{\Sigma}_{SS}^{-1} \mathbf{v}_{n,S}. \quad (6.1)$$

It can be computationally intensive to obtain  $\widehat{S}$  for large values of  $p$  and  $s$  since essentially one needs to enumerate all  $\binom{p}{s}$  possible subsets of size  $s$  from  $p$  covariates. A fast and easily implementable approach is to use the stepwise addition (forward selection) algorithm as in Fan, Guo and Hao (2012) and Fan, Han and Liu (2014), resulting in some value which is no larger than  $\widehat{R}_n(s, p)$  but avoids computing all  $\binom{p}{s}$  multiple correlations in (6.1). Note that the optimization (6.1) is equivalent to finding the best subset regression of size  $s$ . When  $p$  is relatively small, say if  $p$  ranges from 20 to 40, the branch-and-bound procedure is commonly used for finding the best subset of a given size that maximizes multiple  $R^2$  (Brusco and Stahl, 2005). However, this approach becomes computational infeasible very quickly when there are hundreds or thousands of potential predictors. As a trade-off between the approximation accuracy and computational intensity, we propose to use a two-step procedure combining the stepwise addition and branch-and-bound algorithms. First, we employ the forward selection to pick the best  $d$  variables, say  $d = 40$ , which serves as a pre-screening step. Secondly, across the  $\binom{d}{s}$  subsets of size  $s$ , the branch-and-bound procedure is implemented to select the best subset that maximizes the multiple- $R^2$ . This subset is used as an approximate solution to (6.1). Note that when  $s > 40$ , which are rare in many applications, we only use the stepwise addition to reduce the computational cost.

## 6.2 Accuracy of the multiplier bootstrap approximation

For the first simulation, we consider the case where the random noise  $\varepsilon$  follows the uniform distribution standardized so that  $E(\varepsilon) = 0$  and  $E(\varepsilon^2) = 1$ . Independent of  $\varepsilon$ , the  $p$ -variate vector  $\mathbf{X}$  of covariates has i.i.d.  $N(0, 1)$  components. In the results reported in Table 1, the ambient dimension  $p = 2000$ , the sample size  $n$  takes value in  $\{400, 800, 1200\}$ , and  $s$  takes value in  $\{1, 2, 5, 10\}$ . For a given significance level  $\alpha \in (0, 1)$ , let  $q_\alpha(s, p)$  be the upper  $\alpha$ -quantile of the maximum spurious correlation (MSC)  $\widehat{R}_n(s, p)$  in (2.1). For each data set  $\mathcal{X}_n = \{\mathbf{X}_1, \dots, \mathbf{X}_n\}$ , a direct application of Theorems 3.1 and 3.2 is that

$$c_{\text{MB}}(\mathcal{X}_n, \alpha) := P\{R_{\text{cMB}}^*(s, p) \geq q_\alpha(s, p) | \mathcal{X}_n\} \rightarrow \alpha \quad \text{as } n \rightarrow \infty.$$

The difference  $c_{\text{MB}}(\mathcal{X}_n, \alpha) - \alpha$ , however, characterizes the extent of the size distortions as well as the finite-sample accuracy of the multiplier bootstrap approximation (MBA). Table 1 summarizes the mean and the standard deviation (SD) of  $c_{\text{MB}}(\mathcal{X}_n, \alpha)$  based on 200 simulated data sets with  $\alpha \in \{0.05, 0.1\}$ . The  $\alpha$ -quantile  $q_\alpha(s, p)$  is calculated from 1600 replications, and  $c_{\text{MB}}(\mathcal{X}_n, \alpha)$  for each data set is simulated based on 1600 bootstrap replications. In addition, we report in Figure 3 the distributions of the maximum spurious correlations and their multiplier bootstrap approximations conditional on a given data set  $\mathcal{X}_n$  when  $p \in \{2000, 5000\}$ ,  $s \in \{1, 2, 5, 10\}$  and  $n = 400$ . Together, Table 1 and Figure 3 show that the multiplier bootstrap method indeed provides a quite good approximation to the (unknown) distribution of the maximum spurious correlation.

Table 1: (Isotropic case) The mean of 200 empirical sizes  $c_{\text{MB}}(\cdot, \alpha) \times 100$ , with its estimate of SD in the parenthesis, when  $p = 2000$ ,  $s = 1, 2, 5, 10$ ,  $n = 400, 800, 1200$  and  $\alpha = 0.1, 0.05$

$n$	$s = 1$		$s = 2$		$s = 5$		$s = 10$	
	$\alpha = 0.1$	$\alpha = 0.05$	$\alpha = 0.1$	$\alpha = 0.05$	$\alpha = 0.1$	$\alpha = 0.05$	$\alpha = 0.1$	$\alpha = 0.05$
400	9.54 (0.643)	4.68 (0.294)	9.13 (0.568)	4.38 (0.284)	9.08 (0.480)	3.78 (0.245)	8.67 (0.506)	4.44 (0.291)
800	9.43 (0.444)	4.93 (0.296)	9.47 (0.474)	4.42 (0.296)	9.73 (0.488)	4.73 (0.294)	9.94 (0.557)	5.62 (0.331)
1200	9.09 (0.507)	4.32 (0.261)	9.00 (0.542)	4.46 (0.278)	9.42 (0.543)	4.87 (0.322)	9.97 (0.579)	5.15 (0.318)

For the second simulation, we focus on an anisotropic case where the covariance matrix

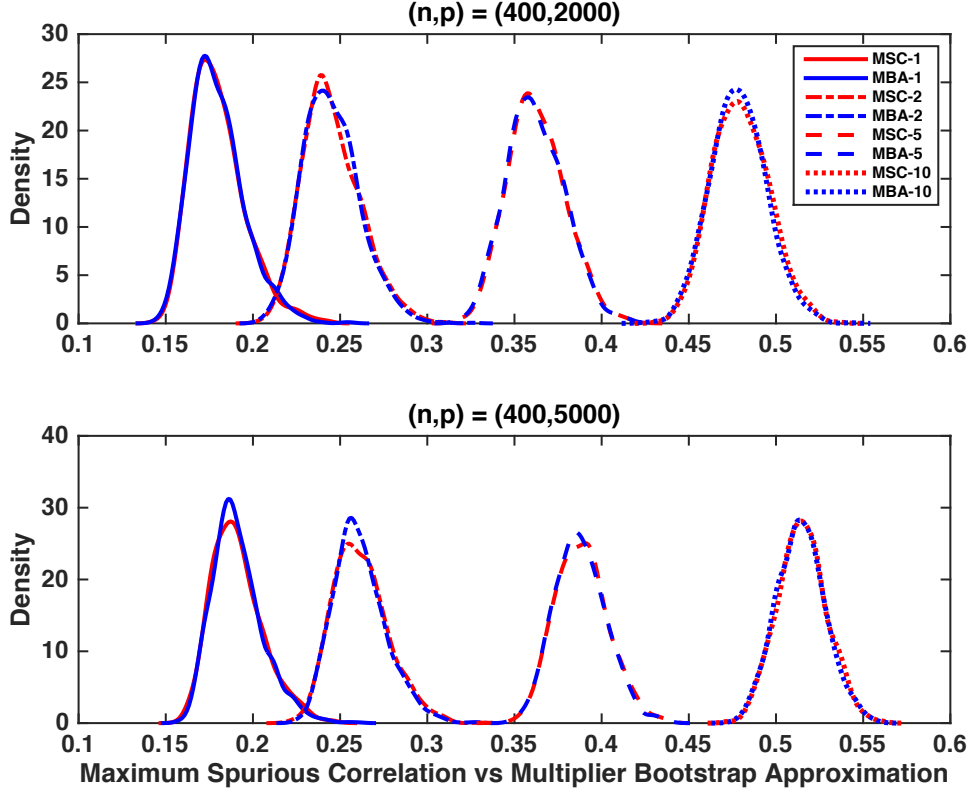


Figure 3: Distributions of maximum spurious correlations (blue) and multiplier bootstrap approximations (for a given data set; red) based on 1600 simulations with combinations of  $p = 2000, 5000$ ,  $s = 1, 2, 5, 10$  and  $n = 400$  when  $\Sigma$  is identity matrix.

$\Sigma$  of  $\mathbf{X}$  is non-identity, while the condition number of  $\Sigma$  is well-controlled. Specifically, we assume that  $\varepsilon$  follows the centered Laplace distribution rescaled so that  $E(\varepsilon) = 0$  and  $E(\varepsilon^2) = 1$ . To introduce dependence among covariates, first we denote with  $\mathbf{A}$  a  $10 \times 10$  symmetric positive definite matrix with a pre-specified condition number  $c > 1$  and let  $\rho \in (0, 1)$ . Then the  $p$ -dimensional vector  $\mathbf{X}$  of covariates is generated according to  $\mathbf{X} = \mathbf{G}_1(\rho) \mathbf{Z}_1 + \mathbf{G}_2(\rho) \mathbf{Z}_2$ , where  $\mathbf{Z}_1 \stackrel{d}{=} N(\mathbf{0}, \mathbf{A})$ ,  $\mathbf{Z}_2 \stackrel{d}{=} N(\mathbf{0}, \mathbf{I}_{p-10})$ , and  $\mathbf{G}_1(\rho) \in \mathbb{R}^{p \times 10}$ ,  $\mathbf{G}_2(\rho) \in \mathbb{R}^{p \times (p-10)}$  are given respectively by  $\mathbf{G}_1(\rho)^T = (\mathbf{I}_{10}, \frac{\rho}{\sqrt{1+\rho^2}} \mathbf{I}_{10}, \mathbf{G}_{11}(\rho)^T)$  with

$$\mathbf{G}_{11}(\rho) = \frac{1-\rho}{\sqrt{1+(1-\rho)^2}} \begin{pmatrix} 1 & 0 & \dots & 0 \\ 1 & 0 & \dots & 0 \\ \vdots & \vdots & \dots & \vdots \\ 1 & 0 & \dots & 0 \end{pmatrix} \in \mathbb{R}^{(p-20) \times 10}$$

and

$$\mathbf{G}_2(\rho) = \begin{pmatrix} \mathbf{0}_{10 \times 10} & \mathbf{0}_{10 \times (p-20)} \\ \frac{1}{\sqrt{1+\rho^2}} \mathbf{I}_{10} & \mathbf{0}_{10 \times (p-20)} \\ \mathbf{0}_{(p-20) \times 10} & \frac{1}{\sqrt{1+(1-\rho)^2}} \mathbf{I}_{p-20} \end{pmatrix}.$$

In particular, we take  $c = 5$  and  $\rho = 0.8$  in the simulations reported in Table 2 which summarizes the mean and the standard deviation (SD) of the size  $c_{\text{MB}}(\mathcal{X}_n, \alpha)$  based on 200 simulated data sets with  $\alpha \in \{0.05, 0.1\}$ . Comparing the simulation results shown in Table 1 and Table 2, we find that the bootstrap approximation is fairly robust against heterogeneity in the covariance structure of the covariates.

Table 2: (Anisotropic case) The mean of 200 empirical sizes  $c_{\text{MB}}(\cdot, \alpha) \times 100$ , with its estimate of SD in the parenthesis, when  $p = 2000$ ,  $s = 1, 2, 5, 10$ ,  $n = 400, 800, 1200$  and  $\alpha = 0.1, 0.05$

$n$	$s = 1$		$s = 2$		$s = 5$		$s = 10$	
	$\alpha = 0.1$	$\alpha = 0.05$	$\alpha = 0.1$	$\alpha = 0.05$	$\alpha = 0.1$	$\alpha = 0.05$	$\alpha = 0.1$	$\alpha = 0.05$
400	9.83 (0.426)	4.39 (0.222)	9.04 (0.402)	4.75 (0.208)	9.27 (0.492)	4.65 (0.273)	9.34 (0.557)	4.53 (0.291)
800	10.18 (0.556)	5.19 (0.296)	10.48 (0.519)	5.12 (0.272)	9.98 (0.576)	4.86 (0.220)	9.21 (0.474)	4.73 (0.269)
1200	9.42 (0.500)	4.41 (0.233)	9.60 (0.543)	5.71 (0.339)	9.90 (0.553)	4.85 (0.333)	10.11 (0.606)	5.19 (0.337)

### 6.3 Detecting spurious discoveries

To examine how the multiplier bootstrap quantile  $q_\alpha^*(s, p)$  (see Section 5.1) serves as a benchmark for judging whether the discovery is spurious, we compute the Spurious Discovery Probability (SDP) by simulating 200 data sets from (4.1) with  $n = 100, 120, 160$ ,  $p = 400$ ,  $\boldsymbol{\beta}^* = (1, 0, -0.8, 0, 0.6, 0, -0.4, 0, \dots, 0)^T \in \mathbb{R}^p$  and standard Gaussian noise  $\varepsilon \stackrel{d}{=} N(0, 1)$ . For some integer  $s \leq r \leq p$ , we let  $\mathbf{x} \stackrel{d}{=} N(\mathbf{0}, \mathbf{I}_r)$  be an  $r$ -dimensional Gaussian random vector. Let  $\mathbf{\Gamma}_r$  be a  $p \times r$  matrix satisfying  $\mathbf{\Gamma}_r^T \mathbf{\Gamma}_r = \mathbf{I}_r$ . The rows of the design matrix  $\mathbb{X}$  were sampled as i.i.d. copies from  $\mathbf{\Gamma}_r \mathbf{x} \in \mathbb{R}^p$ , where  $r$  takes value in  $\{120, 160, 200, 240, 280, 320, 360\}$ .

Put  $\mathbb{Y} = (Y_1, \dots, Y_n)^T$  and let  $\widehat{\mathbb{Y}} = \mathbb{X}_{\widehat{\mathcal{S}}} \widehat{\boldsymbol{\beta}}^{\text{pl}}$  be the  $n$ -dimensional vector of fitted values,

where  $\hat{\beta}^{\text{pl}} = (\mathbb{X}_{\hat{S}}^T \mathbb{X}_{\hat{S}})^{-1} \mathbb{X}_{\hat{S}}^T \mathbb{Y}$  is the post-lasso estimator using covariates selected by the ten-fold cross-validated LASSO estimator. Let  $\hat{s} = |\hat{S}|_0$  be the number of selected variables. For  $\alpha \in (0, 1)$ , the level- $\alpha$  SDP is defined as  $P\{|\widehat{\text{corr}}_n(\mathbb{Y}, \hat{\mathbb{Y}})| \leq q_\alpha^*(\hat{s}, p)\}$ . Since the simulated model is not null, this SDP is indeed the type II error. Given  $\alpha = 5\%$  and for each simulated data set,  $q_\alpha^*(s, p)$  is computed based on 1000 bootstrap replications. Then we compute the empirical SDP based on 200 simulations. The results are depicted in Table 3.

In this study, the design matrix is chosen in the way that there is a low-dimensional linear dependency in the high-dimensional covariates. The collected covariates are highly correlated when  $r$  is much smaller than  $p$ . It is known that the collinearity and high dimensionality add difficulty to the problem of variable selection and deteriorate the performance of the LASSO. The smaller the  $r$  is, the more severe the problem of collinearity becomes. As reflected by Table 3, the empirical SDP increases as  $r$  decreases, indicating that the correlation between fitted and observed responses is more likely to be smaller than the spurious correlation.

Table 3: The empirical  $\alpha$ -level Spurious Discovery Probability (ESDP) based on 200 simulations when  $p = 400$ ,  $n = 100, 120, 160$  and  $\alpha = 5\%$ .

	$r = 120$	$r = 160$	$r = 200$	$r = 240$	$r = 280$	$r = 320$	$r = 360$
$n = 100$	0.6950	0.6650	0.6000	0.5200	0.5100	0.4500	0.4000
$n = 120$	0.6600	0.5350	0.3350	0.3800	0.2500	0.2850	0.1950
$n = 160$	0.1950	0.1300	0.0500	0.0400	0.0550	0.0700	0.0250

## 6.4 Gene expression data

In this section, we extend the previous study in Section 6.3 to an analysis of a real life data set. To further address the question that for a given data set, whether the discoveries based on certain data-mining technique are any better than spurious correlation, we consider again the gene expression data from 90 individuals (45 Japanese and 45 Chinese, JPT-CHB) from the international ‘HapMap’ project (Thorisson *et al.*, 2005) used in the introduction.

The gene *CHRNA6* is thought to be related to activation of dopamine releasing neurons with nicotine, and therefore has been the subject of many nicotine addiction studies (Thorgeirsson *et al.*, 2010). We took the expressions of *CHRNA6* as the response  $Y$  and

the remaining  $p = 47292$  expressions of probes as covariates  $\mathbf{X}$ . For a given  $\lambda > 0$ , LASSO selects  $\widehat{s}_\lambda$  probes indexed by  $\widehat{S}_\lambda$ . In particular, using ten-fold cross-validation to select the tuning parameter  $\lambda$  gives  $\widehat{s}_{\lambda_0} = 25$  probes with  $\lambda_0 = 0.0674$ . Define fitted vectors  $\widehat{\mathbb{Y}}_\lambda^{\text{lasso}} = \mathbb{X}\widehat{\boldsymbol{\beta}}_\lambda^{\text{lasso}}$  and  $\widehat{\mathbb{Y}}_\lambda^{\text{pl}} = \mathbb{X}_{\widehat{S}_\lambda}\widehat{\boldsymbol{\beta}}_\lambda^{\text{pl}}$ , where  $\widehat{\boldsymbol{\beta}}_\lambda^{\text{lasso}}$  is the lasso estimator and  $\widehat{\boldsymbol{\beta}}_\lambda^{\text{pl}}$  is the post-lasso estimator, which is the least-square estimator based on the LASSO selected set.

We depict the observed correlations between the fitted value and the response as well as the median and upper  $\alpha$ -quantile of the multiplier bootstrap approximation with  $\alpha = 10\%$  based on 1200 bootstrap replications in Table 4. Even though  $\widehat{\text{corr}}_n(\mathbb{Y}, \widehat{\mathbb{Y}}_\lambda^{\text{lasso}}) = 0.8991$  and  $\widehat{\text{corr}}_n(\mathbb{Y}, \widehat{\mathbb{Y}}_\lambda^{\text{pl}}) = 0.9214$ , the discoveries appear no better than the chance. We therefore increase  $\lambda$ , which decreases the size of discovered probes. From Table 4, only the discovery of three probes is above the chance at  $\alpha = 10\%$ , which are BBS1 – Homo sapiens Bardet-Biedl syndrome 1, POLE2 – Homo sapiens polymerase (DNA directed), epsilon 2 (p59 subunit), and TG737 – Homo sapiens Probe hTg737 (polycystic kidney disease, autosomal recessive), transcript variant 2. Figure 4 shows the observed correlations of the fitted values and observed values in comparison with its reference null distribution.

Table 4: Sample correlations between fitted and observed responses, and the empirical median and upper  $\alpha$ -quantile of the multiplier bootstrap approximation based on 1200 bootstrap samples when  $\alpha = 10\%$ .

	$\widehat{\text{corr}}_n(\mathbb{Y}, \widehat{\mathbb{Y}}_\lambda^{\text{lasso}})$	$\widehat{\text{corr}}_n(\mathbb{Y}, \widehat{\mathbb{Y}}_\lambda^{\text{pl}})$	$q_{0.5}^*(\widehat{s}_\lambda, p)$	$q_{0.1}^*(\widehat{s}_\lambda, p)$
$\lambda=0.1789$ ( $\widehat{s}_\lambda=2$ )	0.6813	0.6879	0.5585	0.5988
$\lambda=0.1708$ ( $\widehat{s}_\lambda=3$ )	0.6915	0.7010	0.6555	0.6904
$\lambda=0.1630$ ( $\widehat{s}_\lambda=4$ )	0.7059	0.7260	0.7252	0.7554
$\lambda=0.1556$ ( $\widehat{s}_\lambda=5$ )	0.7141	0.7406	0.7797	0.8044
$\lambda=0.1292$ ( $\widehat{s}_\lambda=8$ )	0.7454	0.7641	0.8828	0.8988
$\lambda=0.1177$ ( $\widehat{s}_\lambda=14$ )	0.7714	0.8307	0.9658	0.9724
$\lambda=0.1073$ ( $\widehat{s}_\lambda=17$ )	0.8026	0.8739	0.9817	0.9860
$\lambda=0.0933$ ( $\widehat{s}_\lambda=21$ )	0.8451	0.9019	0.9915	0.9945
$\lambda=0.0891$ ( $\widehat{s}_\lambda=23$ )	0.8561	0.9109	0.9937	0.9966
$\lambda=0.0674$ ( $\widehat{s}_\lambda=25$ )	0.8991	0.9214	0.9953	0.9979

We now employ the test statistic (5.5) to test whether the null hypothesis (1.2) holds. We take  $\lambda_0 = 0.0674$  and compute the observed test statistic  $\widehat{T}_{n,p}^{\text{obs}} = 4.6318$ . This corresponds

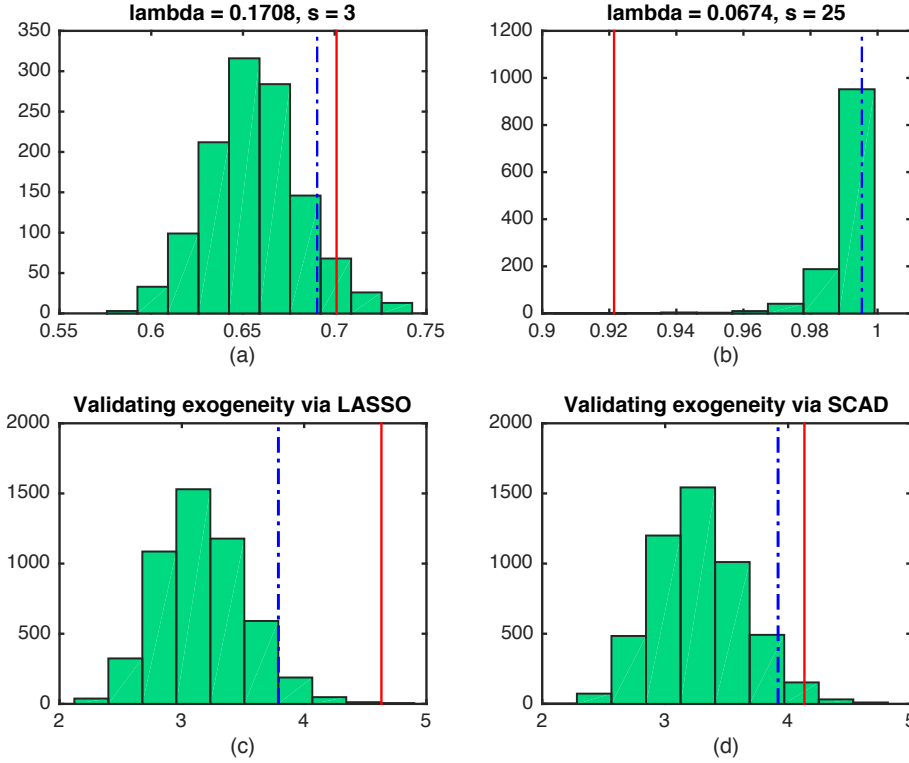


Figure 4: Top panel: Distributions of the spurious correlation  $\hat{R}_n(s, p)$  estimated by the bootstrap approximation for (a)  $s = 3$  and (b)  $s = 25$  and the sample correlation between fitted and observed responses (see Table 4). Red solid lines are observed correlations and blue dash-dot lines mark the 90th percentile in (a) and median in (b) of the distributions. Bottom panel: Null distributions for testing exogeneity (1.2) and its 95th percentile (indicated by dash blue line) using bootstrap approximation (4.10) and observed test statistics  $\hat{T}_{n,p}^{\text{obs}}$  (indicated by solid red line) based on the residuals of LASSO and SCAD.

to  $\sqrt{n}$  times the maximum correlation presented in Figure 1. Using the null distribution provided by (4.10), which can be estimated via the multiplier bootstrap, it yields the P-value 0.001. Further, using the SCAD gives  $\hat{T}_{n,p}^{\text{obs}} = 4.1324$  and the P-value 0.0164. Both calculations are based on 5000 bootstrap replications. Therefore, the evidence against the exogeneity assumption is very strong. Figure 4 depicts observed test statistics relative to its null distribution.

## 7 Proofs

We first collect several technical lemmas in Section 7.1 before proving Theorem 3.1 in Section 3. The proofs of Theorems 3.2, 4.1 and 4.2 are given in the supplemental material (Fan, Shao and Zhou, 2015), where the proofs of Propositions 3.1 and 3.2 can also be found. Throughout, the letters  $C, C_1, C_2, \dots$  and  $c, c_1, c_2, \dots$  denote generic positive constants that are independent of  $(s, p, n)$ , whose values may change from line to line.

### 7.1 Technical lemmas

The following lemma combines Propositions 5.10 and 5.16 in Vershynin (2012).

**Lemma 7.1.** *Let  $X_1, \dots, X_n$  be independent centered random variables and write  $\mathbf{x}_n = (X_1, \dots, X_n)^T \in \mathbb{R}^n$ . Then for every  $\mathbf{a} = (a_1, \dots, a_n)^T \in \mathbb{R}^n$  and every  $t \geq 0$ , we have*

$$P(|\mathbf{a}^T \mathbf{x}_n| \geq t) \leq 2 \exp \left\{ -c_B \min \left( \frac{t^2}{B_1^2 |\mathbf{a}|_2^2}, \frac{t}{B_1 |\mathbf{a}|_\infty} \right) \right\} \quad (7.1)$$

and

$$P(|\mathbf{a}^T \mathbf{x}_n| \geq t) \leq 2 \exp \left( -c_H \frac{t^2}{B_2^2 |\mathbf{a}|_2^2} \right), \quad (7.2)$$

where  $B_v = \max_{1 \leq i \leq n} \|X_i\|_{\psi_v}$  for  $v = 1, 2$  and  $c_B, c_H > 0$  are absolute constants.

**Lemma 7.2.** *Let Conditions 2.1 and 2.2 be fulfilled. Write*

$$D_n = D_n(s, p) := \sup_{\boldsymbol{\alpha} \in \mathcal{F}} |\boldsymbol{\alpha}^T \widehat{\boldsymbol{\Sigma}}_n \boldsymbol{\alpha} / \boldsymbol{\alpha}^T \boldsymbol{\Sigma} \boldsymbol{\alpha} - 1| \quad \text{and} \quad \widehat{\sigma}_\varepsilon^2 = n^{-1} \sum_{i=1}^n (\varepsilon_i - \bar{\varepsilon}_n)^2,$$

where  $\widehat{\boldsymbol{\Sigma}}_n = n^{-1} \sum_{i=1}^n (\mathbf{X}_i - \bar{\mathbf{X}}_n)(\mathbf{X}_i - \bar{\mathbf{X}}_n)^T$ . Then there exists a constant  $C_1 > 0$  such that, for every  $t \geq 1$ ,

$$D_n \leq C_1 K_1^2 \left[ \sqrt{\frac{s}{n} \log \frac{\gamma_s e p}{s}} + \max \left\{ \sqrt{\frac{t}{n}}, c_n(s, p) \frac{t}{n} \right\} \right] \quad (7.3)$$

holds with probability at least  $1 - 8e^{-t}$ , where  $c_n(s, p) := s \log \frac{\gamma_s e p}{s} \vee \log n$ . Moreover, for every  $t > 0$ ,

$$|\widehat{\sigma}_\varepsilon^2 - 1| \leq K_0^2 n^{-1} t + 4K_0^2 \max(n^{-1/2} \sqrt{t}, n^{-1} t) \quad (7.4)$$

holds with probability greater than  $1 - 2\exp(-c_B t) - 2\exp(-c_H t)$ , where  $c_B, c_H > 0$  are absolute constants as in (7.1) and (7.2).

*Proof of Lemma 7.2.* For every  $\alpha \in \mathcal{F}$ , recall that  $\alpha_\Sigma = \alpha/|\alpha|_\Sigma$  with  $|\alpha|_\Sigma = \sqrt{\alpha^T \Sigma \alpha}$ . Then we have  $\alpha^T \widehat{\Sigma}_n \alpha / \alpha^T \Sigma \alpha = n^{-1} \sum_{i=1}^n \langle \alpha_\Sigma, \mathbf{X}_i \rangle^2 - \langle \alpha_\Sigma, \bar{\mathbf{X}}_n \rangle^2$ . In view of this identity, we define

$$D_{n,1} = \sup_{\alpha \in \mathcal{F}} \left| n^{-1} \sum_{i=1}^n \langle \alpha_\Sigma, \mathbf{X}_i \rangle^2 - 1 \right|, \quad D_{n,2} = \sup_{\alpha \in \mathcal{F}} \langle \alpha_\Sigma, \bar{\mathbf{X}}_n \rangle^2,$$

such that  $D_n \leq D_{n,1} + D_{n,2}$ . In what follows, we bound the two terms  $D_{n,1}$  and  $D_{n,2}$  respectively.

Let  $\mathcal{G}$  be a class of functions  $\mathbb{R}^p \mapsto \mathbb{R}$  given by  $\mathcal{G} = \{\mathbf{x} \mapsto g_\alpha(\mathbf{x}) = \langle \alpha_\Sigma, \mathbf{x} \rangle^2 : \alpha \in \mathcal{F}\}$ , and denote by  $P_{\mathbf{X}}$  the probability measure on  $\mathbb{R}^p$  induced by  $\mathbf{X}$ . In this notation, we have  $D_{n,1} = \sup_{g \in \mathcal{G}} |n^{-1} \sum_{i=1}^n g(\mathbf{X}_i) - P_{\mathbf{X}} g|$ . To bound  $D_{n,1}$ , we follow a standard procedure: first we show concentration of  $D_{n,1}$  around its expectation  $ED_{n,1}$ , and then upper bound the expectation. To prove concentration, applying Theorem 4 in Adamczak (2008) implies that there exists an absolute constant  $C > 0$  such that, for every  $t > 0$ ,

$$D_{n,1} \leq 2ED_{n,1} + \max \left\{ 2\sigma_{\mathcal{G}} \frac{\sqrt{t}}{n}, C \frac{t}{n} \left\| \max_{1 \leq i \leq n} \sup_{g \in \mathcal{G}} |g(\mathbf{X}_i)| \right\|_{\psi_1} \right\} \quad (7.5)$$

holds with probability at least  $1 - 4e^{-t}$ , where  $\sigma_{\mathcal{G}}^2 := \sup_{g \in \mathcal{G}} \sum_{i=1}^n E g^2(\mathbf{X}_i)$ . Under Condition 2.1, it follows from the fact  $|\Sigma^{1/2} \alpha_\Sigma|_2 = 1$  and the definition of  $\|\cdot\|_{\psi_2}$  that

$$\sigma_{\mathcal{G}}^2 \leq n \sup_{\alpha \in \mathcal{F}} E \left\langle \Sigma^{1/2} \alpha_\Sigma, \mathbf{U} \right\rangle^4 \leq 16n \sup_{\alpha \in \mathcal{S}^{p-1}} \|\langle \alpha, \mathbf{U} \rangle\|_{\psi_2}^4 \leq 16K_1^4 n, \quad (7.6)$$

which further leads to  $\sigma_{\mathcal{G}} \leq 4K_1^2 \sqrt{n}$  for  $K_1$  as in (2.4). In the last term of (7.5), note that

$$\sup_{g \in \mathcal{G}} |g(\mathbf{X}_i)| = \sup_{\alpha \in \mathcal{F}} \langle \alpha_\Sigma, \mathbf{X}_i \rangle^2 = \left( \sup_{\alpha \in \mathcal{F}} \langle \alpha_\Sigma, \mathbf{X}_i \rangle \right)^2.$$

For every  $\epsilon \in (0, \gamma_s^{-1/2})$ , the argument leading to (7.40) below can be used to prove that there exists an  $\epsilon$ -net  $\mathcal{N}_\epsilon$  of  $\mathcal{F}$  such that  $d_\epsilon = |\mathcal{N}_\epsilon| \leq \{(2 + \epsilon) \frac{ep}{\epsilon s}\}^s$  and

$$\sup_{\alpha \in \mathcal{F}} \langle \alpha_\Sigma, \mathbf{X}_i \rangle \leq (1 - \gamma_s \epsilon)^{-1} \max_{\alpha \in \mathcal{N}_\epsilon} \langle \alpha_\Sigma, \mathbf{X}_i \rangle. \quad (7.7)$$

In particular, under Condition 2.1, using Lemma 2.2.2 in van der Vaart and Wellner (1996) implies by taking  $\epsilon_s = (4\gamma_s)^{-1}$  and  $\mathcal{N} = \mathcal{N}_{\epsilon_s}$  that

$$\begin{aligned}
\left\| \max_{1 \leq i \leq n} \sup_{g \in \mathcal{G}} |g(\mathbf{X}_i)| \right\|_{\psi_1} &= \left\| \max_{1 \leq i \leq n} \sup_{\alpha \in \mathcal{F}} \left\langle \Sigma^{1/2} \alpha_{\Sigma}, \mathbf{U}_i \right\rangle^2 \right\|_{\psi_1} \\
&\lesssim \left\| \max_{1 \leq i \leq n} \max_{\alpha \in \mathcal{N}} \left\langle \Sigma^{1/2} \alpha_{\Sigma}, \mathbf{U}_i \right\rangle^2 \right\|_{\psi_1} \\
&\lesssim \left( s \log \frac{ep}{\epsilon_s s} \vee \log n \right) \sup_{\alpha \in \mathcal{F}} \left\| \left\langle \Sigma^{1/2} \alpha_{\Sigma}, \mathbf{U}_i \right\rangle^2 \right\|_{\psi_1} \\
&\lesssim \left( s \log \frac{\gamma_s ep}{s} \vee \log n \right) \sup_{\alpha \in \mathcal{S}^{p-1}} \|\langle \alpha, \mathbf{U}_i \rangle\|_{\psi_2}^2 \\
&\lesssim K_1^2 c_n(s, p),
\end{aligned} \tag{7.8}$$

where  $c_n(s, p) = s \log \frac{\gamma_s ep}{s} \vee \log n$ . Consequently, combining (7.5), (7.6) and (7.8) yields, with probability at least  $1 - 4e^{-t}$ ,

$$D_{n,1} \leq 2ED_{n,1} + CK_1^2 \max \left\{ \sqrt{\frac{t}{n}}, c_n(s, p) \frac{t}{n} \right\}. \tag{7.9}$$

To bound the expectation  $ED_{n,1}$ , we use a result that involves the generic chaining complexity,  $\gamma_m(T, d)$ , of a semi-metric space  $(T, d)$ . We refer to Talagrand (2005) for a systematic introduction. A tight upper bound for  $ED_{n,1}$  can be obtained by a direct application of Theorem A in Mendelson (2010). See, e.g. Lemma 3.2.4 in Vu and Lei (2012). To this end, note that  $\sup_{\alpha \in \mathcal{F}} \|\langle \alpha_{\Sigma}, \mathbf{X}_i \rangle\|_{\psi_1} = \sup_{\alpha \in \mathcal{F}} \|(\Sigma^{1/2} \alpha_{\Sigma})^T \mathbf{U}_i\|_{\psi_1} \leq K_1$  and for every  $\alpha, \alpha' \in \mathcal{F}$ ,

$$\|\langle \alpha_{\Sigma} - \alpha'_{\Sigma}, \mathbf{X}_i \rangle\|_{\psi_2} = \left\| \left\langle \Sigma^{1/2} (\alpha_{\Sigma} - \alpha'_{\Sigma}), \mathbf{U}_i \right\rangle \right\|_{\psi_2} \leq K_1 |\alpha_{\Sigma} - \alpha'_{\Sigma}|_{\Sigma}.$$

Successively, it follows from Theorem A in Mendelson (2010) and Theorems 1.3.6, 2.1.1 in Talagrand (2005) that

$$ED_{n,1} \lesssim K_1^2 \left\{ \frac{\gamma_2(\mathcal{F}, |\cdot|_{\Sigma})}{\sqrt{n}} + \frac{\gamma_2^2(\mathcal{F}, |\cdot|_{\Sigma})}{n} \right\} \lesssim K_1^2 \left\{ \frac{\mathcal{M}(s, p)}{\sqrt{n}} + \frac{\mathcal{M}^2(s, p)}{n} \right\}, \tag{7.10}$$

where  $\mathcal{M}(s, p) := E(\sup_{\alpha \in \mathcal{F}} \langle \alpha_{\Sigma}, \mathbf{Z} \rangle)$  with  $\mathbf{Z} \stackrel{d}{=} N(\mathbf{0}, \Sigma)$ . In addition, a similar argument

to that leading to (7.7) can be used to show that

$$\mathcal{M}(s, p) \leq \frac{4}{3} E \left( \max_{\alpha \in \mathcal{N}} \langle \alpha_{\Sigma}, \mathbf{Z} \rangle \right) \leq 2 \sqrt{\log(|\mathcal{N}|)} \lesssim \sqrt{s \log \frac{\gamma_s \epsilon p}{s}}. \quad (7.11)$$

Next we study  $D_{n,2}$ . Observe that  $\sqrt{D_{n,2}} = \sup_{\alpha \in \mathcal{F}} |n^{-1} \sum_{i=1}^n \langle \alpha_{\Sigma}, \mathbf{X}_i \rangle|$ . Again, we use a concentration inequality due to Adamczak (2008). Theorem 4 there implies that for every  $t \geq 0$ ,

$$\sqrt{D_{n,2}} \leq 2E\sqrt{D_{n,2}} + \max \left\{ 2\sigma_{\mathcal{F}} \frac{\sqrt{t}}{n}, C \frac{t}{n} \left\| \max_{1 \leq i \leq n} \sup_{\alpha \in \mathcal{F}} |\langle \alpha_{\Sigma}, \mathbf{X}_i \rangle| \right\|_{\psi_1} \right\} \quad (7.12)$$

holds with probability at least  $1 - 4e^{-t}$ , where

$$\sigma_{\mathcal{F}}^2 := \sup_{\alpha \in \mathcal{F}} \sum_{i=1}^n E \langle \alpha_{\Sigma}, \mathbf{X}_i \rangle^2 = n.$$

Under Condition 2.1,  $\sup_{\alpha \in \mathcal{F}} \|\langle \alpha_{\Sigma}, \mathbf{X}_i \rangle\|_{\psi_1} \leq \sup_{\alpha \in \mathcal{F}} \|\langle \alpha_{\Sigma}, \mathbf{X}_i \rangle\|_{\psi_2} \leq K_1$ . Recall that  $\epsilon_s = (4\gamma_s)^{-1}$ , a similar argument to that leading to (7.8) gives

$$\begin{aligned} \left\| \max_{1 \leq i \leq n} \sup_{\alpha \in \mathcal{F}} |\langle \alpha_{\Sigma}, \mathbf{X}_i \rangle| \right\|_{\psi_1} &\lesssim \left\| \max_{1 \leq i \leq n} \sup_{\alpha \in \mathcal{N}} |\langle \Sigma^{1/2} \alpha_{\Sigma}, \mathbf{U}_i \rangle| \right\|_{\psi_2} \\ &\lesssim c_n^{1/2}(s, p) \sup_{\alpha \in \mathcal{S}^{p-1}} \|\langle \alpha, \mathbf{U}_i \rangle\|_{\psi_2} \lesssim K_1 c_n^{1/2}(s, p). \end{aligned} \quad (7.13)$$

For the expectation  $E\sqrt{D_{n,2}}$ , it follows from (7.40) with  $\epsilon_s = (4\gamma_s)^{-1}$  that

$$E\sqrt{D_{n,2}} = E \left( \sup_{\alpha \in \mathcal{F}} \langle \alpha_{\Sigma}, \bar{\mathbf{X}}_n \rangle \right) \leq \frac{4}{3} E \left( \max_{\alpha \in \mathcal{N}} \langle \alpha_{\Sigma}, \bar{\mathbf{X}}_n \rangle \right).$$

For  $\alpha \in \mathcal{F}$  and  $t > 0$ , a direct consequence of (7.2) is that  $P(\langle \alpha_{\Sigma}, \bar{\mathbf{X}}_n \rangle \geq t) \leq 2 \exp(-c_H n t^2 / K_1^2)$ .

This, together with Lemma 7.3 and the previous display implies

$$E\sqrt{D_{n,2}} \lesssim K_1 \sqrt{\frac{s}{n} \log \frac{\gamma_s \epsilon p}{s}}. \quad (7.14)$$

Together, (7.9)–(7.14) complete the proof of (7.3).

Finally, to prove (7.4), note that  $|\hat{\sigma}_{\epsilon}^2 - 1| \leq |n^{-1} \sum_{i=1}^n \epsilon_i^2 - 1| + \bar{\epsilon}_n^2$ . For  $t_1, t_2 \geq 0$ ,

applying (7.2) and (7.1) gives  $P(|\bar{\varepsilon}_n| \geq t_1) \leq 2 \exp(-c_H n t_1^2 / K_0^2)$  and  $P(|n^{-1} \sum_{i=1}^n \varepsilon_i^2 - 1| \geq t_2) \leq 2 \exp\{-c_B n \min(t_2^2 / A^2, t_2 / A)\}$ , respectively, where  $A = \|\varepsilon^2 - 1\|_{\psi_1} \leq 2\|\varepsilon^2\|_{\psi_1} \leq 4\|\varepsilon\|_{\psi_2}^2 = 4K_0^2$ . Consequently, taking  $t_1 = K_0 n^{-1/2} \sqrt{t}$  and  $t_2 = 4K_0^2 \max(n^{-1/2} \sqrt{t}, n^{-1} t)$  proves (7.4).  $\square$

The following results address the concentration and anti-concentration phenomena of the supremum of the Gaussian process  $\mathbb{G}^*$  indexed by  $\mathcal{F}$  (see (3.4)). In line with Chernozhukov, Chetverikov and Kato (2013), inequalities (7.15) and (7.16) below are referred as the concentration and anti-concentration inequalities, respectively.

**Lemma 7.3.** *Let  $R^*(s, p) = \sup_{\alpha \in \mathcal{F}} \langle \alpha, \mathbf{Z} \rangle / |\alpha|_{\Sigma}$  for  $\mathcal{F} = \mathcal{F}(s, p)$  given in (3.2) and  $\mathbf{Z} \stackrel{d}{=} N(\mathbf{0}, \Sigma)$ . Then there exists an absolute constant  $C > 0$  such that, for every  $p \geq 2$ ,  $1 \leq s \leq p$  and  $t > 0$ ,*

$$P\left\{R^*(s, p) \geq C \sqrt{s \log \frac{\gamma_s e p}{s}} + t\right\} \leq e^{-t^2/2} \quad (7.15)$$

$$\text{and } \sup_{x \geq 0} P\{|R^*(s, p) - x| \leq t\} \leq C t \sqrt{s \log \frac{\gamma_s e p}{s}}, \quad (7.16)$$

where  $\gamma_s = \sqrt{\phi_{\max}(s)} / \sqrt{\phi_{\min}(s)}$ .

*Proof of Lemma 7.3.* By (2.6), we have  $R^*(s, p) = \sup_{\alpha \in \mathcal{F}} \langle \alpha_{\Sigma}, \mathbf{Z} \rangle$  and for every  $\alpha \in \mathcal{F}$ ,  $E \langle \alpha_{\Sigma}, \mathbf{Z} \rangle = 0$  and  $E \langle \alpha_{\Sigma}, \mathbf{Z} \rangle^2 = 1$ . Consequently, in view of (7.11), inequalities (7.5) and (7.6) follow from the Borell's inequality (Proposition A.2.1 in van der Vaart and Wellner (1996)) and Lemma A.1 of Chernozhukov, Chetverikov and Kato (2014a), respectively.  $\square$

**Lemma 7.4.** *Let  $X_1, \dots, X_m$  be real-valued random variables satisfying*

$$P(|X_j| \geq t) \leq a \exp\{-t^2 / (2b_j)\}, \quad \text{for } t > 0, \quad j = 1, \dots, m,$$

where  $a \geq 1, b_j, c_j > 0$  are positive constants. Then, for all  $m \geq 4/a$ ,

$$E\left(\max_{1 \leq j \leq m} |X_j|\right) \leq 2 \sqrt{\log(am) \max_{1 \leq j \leq m} b_j}.$$

Furthermore, suppose that  $P(|X_j| \geq t) \leq a \exp(-t/c_j)$  holds for all  $t > 0$  and  $j = 1, \dots, m$ .

Then for any  $m \geq 4/a$ ,

$$E\left(\max_{1 \leq j \leq m} |X_j|\right) \leq \{\log(am) + 1\} \max_{1 \leq j \leq m} c_j.$$

*Proof of Lemma 7.4.* Put  $B = \max_{1 \leq j \leq m} b_j$ . For any  $T > 0$ , we have

$$\begin{aligned} E\left(\max_{1 \leq j \leq m} |X_j|\right) &= \int_0^\infty P\left(\max_{1 \leq j \leq m} |X_j| > t\right) dt \\ &\leq T + \int_T^\infty P\left(\max_{1 \leq j \leq m} |X_j| > t\right) dt \\ &\leq T + a \sum_{j=1}^m \sqrt{b_j} \cdot \int_{T/\sqrt{b_j}}^\infty \exp(-t^2/2) dt \\ &\leq T + a\sqrt{B}m \min(\sqrt{\pi/2}, \sqrt{B}/T) \exp\{-T^2/(2B)\}. \end{aligned}$$

In particular, this implies by taking  $T = \sqrt{2B \log(am)} \geq \sqrt{2B}$  that

$$\begin{aligned} E\left(\max_{1 \leq j \leq m} |X_j|\right) &\leq \sqrt{B}[\sqrt{2 \log(am)} + \{2 \log(am)\}^{-1/2}] \\ &\leq \left(\sqrt{2} + \frac{1}{\sqrt{2} \log 4}\right) \sqrt{B \log(am)}. \end{aligned}$$

A completely analogous argument will lead to the desired bound under the condition that  $P(|X_j| \geq t) \leq a \exp(-t/c_j)$  for all  $t > 0$  and  $j = 1, \dots, m$ .  $\square$

## 7.2 Proof of Theorem 3.1

In view of (3.1), we have

$$\widehat{R}_n(s, p) = \sup_{\boldsymbol{\alpha} \in \mathcal{F}} \frac{n^{-1} \sum_{i=1}^n \langle \boldsymbol{\alpha}, \varepsilon_i \mathbf{X}_i \rangle - \bar{\varepsilon}_n \boldsymbol{\alpha}^T \bar{\mathbf{X}}_n}{\|\boldsymbol{\alpha}\|_n \sqrt{n^{-1} \sum_{i=1}^n (\varepsilon_i - \bar{\varepsilon}_n)^2}},$$

where  $\mathcal{F}$  is as in (3.2) and  $\|\boldsymbol{\alpha}\|_n^2 = \boldsymbol{\alpha}^T \widehat{\boldsymbol{\Sigma}}_n \boldsymbol{\alpha}$  is as in (3.10).

By Lemma 7.2, instead of dealing with  $\widehat{R}_n(s, p)$  directly, we first investigate the asymptotic behavior of its standardized counterpart given by

$$R_n(s, p) = \sup_{\boldsymbol{\alpha} \in \mathcal{F}} n^{-1} \sum_{i=1}^n \frac{\langle \boldsymbol{\alpha}, \varepsilon_i \mathbf{X}_i \rangle}{|\boldsymbol{\alpha}|_\Sigma} = \sup_{\boldsymbol{\alpha} \in \mathcal{F}} n^{-1} \sum_{i=1}^n \langle \boldsymbol{\alpha}_\Sigma, \mathbf{y}_i \rangle, \quad (7.17)$$

where  $\mathbf{y}_i = \varepsilon_i \mathbf{X}_i = (Y_{i1}, \dots, Y_{ip})^T$  are i.i.d. random vectors with mean zero and covariance matrix  $\Sigma$ . Let  $P_{\mathbf{y}}$  be the probability measure on  $\mathbb{R}^p$  induced by  $\mathbf{y} := \varepsilon \mathbf{X}$ . Further, define the rescale versions of  $\widehat{R}_n(s, p)$  and  $R_n(s, p)$  as

$$\widehat{L}_n = \widehat{L}_n(s, p) = \sqrt{n} \widehat{R}_n(s, p), \quad L_n = L_n(s, p) = \sup_{\alpha \in \mathcal{F}} n^{-1/2} \sum_{i=1}^n \langle \alpha_{\Sigma}, \mathbf{y}_i \rangle. \quad (7.18)$$

The main strategy is to prove the Gaussian approximation of  $L_n$  by the supremum of a centered Gaussian process  $\mathbb{G}^*$  indexed by  $\mathcal{F}$  with covariance function

$$E(\mathbb{G}_{\alpha_1}^* \mathbb{G}_{\alpha_2}^*) = E(\langle \alpha_{1, \Sigma}, \mathbf{y} \rangle \langle \alpha_{2, \Sigma}, \mathbf{y} \rangle) = \frac{\alpha_1^T \Sigma \alpha_2}{|\alpha_1|_{\Sigma} \cdot |\alpha_2|_{\Sigma}}, \quad \alpha_1, \alpha_2 \in \mathcal{F}.$$

Let  $\mathbf{Z}$  be a  $p$ -variate Gaussian random vector with mean zero and covariance matrix  $\Sigma$ . Then the aforementioned Gaussian process  $\mathbb{G}^*$  can be induced by  $\mathbf{Z}$  in the sense that for every  $\alpha \in \mathcal{F}$ ,  $\mathbb{G}_{\alpha}^* = \langle \alpha_{\Sigma}, \mathbf{Z} \rangle$ . The following lemmas show that, under certain moment conditions, the distribution of  $L_n = \sqrt{n} R_n(s, p)$  can be consistently estimated by that of the supremum of the Gaussian process  $\mathbb{G}^*$ , denoted by  $R^*(s, p) = \sup_{\alpha \in \mathcal{F}} \mathbb{G}_{\alpha}^*$  and  $\widehat{L}_n$  and  $L_n$  are close. We state them first in the following two lemmas and prove them in Section 7.4.

**Lemma 7.5.** *Under Conditions 2.1 and 2.2, there exists a random variable  $T^* = T^*(s, p) \stackrel{d}{=} \sup_{\alpha \in \mathcal{F}} \langle \alpha_{\Sigma}, \mathbf{Z} \rangle$  for  $\mathbf{Z} \stackrel{d}{=} N(\mathbf{0}, \Sigma)$  such that, for any  $\delta \in (0, K_0 K_1]$ ,*

$$|L_n - T^*| \lesssim \delta + n^{-1} c_n^{1/2}(s, p) + K_0 K_1 n^{-3/2} c_n^2(s, p) \quad (7.19)$$

holds with probability at least  $1 - C \Delta_n(s, p; \delta)$ , where  $c_n(s, p) = s \log \frac{\gamma s e p}{s} \vee \log n$  and

$$\Delta_n(s, p; \delta) = (K_0 K_1)^3 \frac{\{s b_n(s, p)\}^2}{\delta^3 \sqrt{n}} + (K_0 K_1)^4 \frac{\{s b_n(s, p)\}^5}{\delta^4 n}$$

with  $b_n(s, p) = \log \frac{\gamma s p}{s} \vee \log n$ .

**Lemma 7.6.** *Let Conditions 2.1 and 2.2 hold. Assume that the sample size satisfies  $n \geq C_1 (K_0 \vee K_1)^4 c_n(s, p)$ . Then, with probability at least  $1 - C_2 n^{-1/2} c_n^{1/2}(s, p)$ ,*

$$|\widehat{L}_n - L_n| \lesssim (K_0 \vee K_1)^2 K_0 K_1 n^{-1/2} c_n(s, p), \quad (7.20)$$

where  $c_n(s, p) = s \log \frac{\gamma_s \epsilon p}{s} \vee \log n$ .

Let  $b_n(s, p) = \log \frac{\gamma_s p}{s} \vee \log n$ . Then it follows from Lemmas 7.5 and 7.6 with

$$\delta = \delta_n(s, p) = (K_0 K_1)^{3/4} \min [1, n^{-1/8} \{s b_n(s, p)\}^{3/8}]$$

that, with probability at least  $1 - C(K_0 K_1)^{3/4} n^{-1/8} \{s b_n(s, p)\}^{7/8}$ ,

$$|\widehat{L}_n - T^*| \lesssim (K_0 K_1)^{3/4} n^{-1/8} \{s b_n(s, p)\}^{3/8}.$$

Together with the inequality (7.16), this proves (3.3).

Furthermore, using (3.2), (3.4) and the identity

$$\mathbf{v}^T \mathbf{A}^{-1} \mathbf{v} = \max_{\boldsymbol{\alpha} \in \mathcal{S}^{s-1}} (\boldsymbol{\alpha}^T \mathbf{v})^2 / \boldsymbol{\alpha}^T \mathbf{A} \boldsymbol{\alpha}$$

that holds for any  $s \times s$  positive definite matrix  $\mathbf{A}$ , we find that with probability one,

$$R^*(s, p) = \max_{S \subseteq [p]: |S|=s} \max_{\boldsymbol{\alpha} \in \mathcal{S}^{s-1}} \frac{\boldsymbol{\alpha}^T \mathbf{Z}_S}{\sqrt{\boldsymbol{\alpha}^T \boldsymbol{\Sigma}_S \boldsymbol{\alpha}}} = \max_{S \subseteq [p]: |S|=s} \sqrt{\mathbf{Z}_S^T \boldsymbol{\Sigma}_S^{-1} \mathbf{Z}_S}, \quad (7.21)$$

where for each  $S \subseteq [p]$  fixed, the second maximum over  $\boldsymbol{\alpha}$  is achieved when  $\boldsymbol{\alpha} = \boldsymbol{\Sigma}_S^{-1} \mathbf{Z}_S$ , since for each  $p \geq 1$  fixed, all the coordinates of  $\mathbf{Z}$  are non-zero almost surely. In particular, when  $\boldsymbol{\Sigma} = \mathbf{I}_p$ , the right-hand side of (7.21) is reduced to  $\max_{S \subseteq [p]: |S|=s} |\mathbf{Z}_S|_2$  and therefore,  $R^*(s, p)^2 = \max_{S \subseteq [p]: |S|=s} \sum_{j \in S} Z_j^2 = Z_{(p)}^2 + \dots + Z_{(p-s+1)}^2$  happens with probability one. This and (3.3) complete the proof of (3.5).  $\square$

### 7.3 Proof of Theorem 3.2

We divide the proof into three key steps. The first step is to establish (7.22) using the results on discretization in the proof of Theorem 3.1, and then analyze separately the order of the stochastic terms (7.23) and (7.24).

**Step 1.** Write  $\widehat{\boldsymbol{\Sigma}} = \widehat{\boldsymbol{\Sigma}}_n$  and recall that  $\gamma_s = \gamma_s(\boldsymbol{\Sigma})$  is as in (2.5). First, we prove that there

exists a  $(\gamma_s n)^{-1}$ -net of  $\mathcal{F}$ , denoted by  $\mathcal{F}_n = \mathcal{F}_n(s, p)$ , such that  $\log(|\mathcal{F}_n|) \lesssim sb_n(s, p)$  and

$$\begin{aligned} & \sup_{t \geq 0} \left| P\left(\sup_{\alpha \in \mathcal{F}} \langle \alpha_{\Sigma}, \mathbf{Z} \rangle \leq t\right) - P\left(\sup_{\alpha \in \mathcal{F}} \langle \alpha_n, \mathbf{Z}_n \rangle \leq t \mid \mathcal{X}_n\right) \right| \\ & \lesssim \left[ \widehat{\gamma}_s (\gamma_s n)^{-1} s \bar{b}_n(s, p) + \Delta_n^{1/3} \{s \bar{b}_n(s, p) + \log(1/\Delta_n)\}^{2/3} \right], \end{aligned} \quad (7.22)$$

where  $\mathcal{X}_n := \{\mathbf{X}_i\}_{i=1}^n$ ,  $b_n(s, p) = \log \frac{\gamma_s p}{s} \vee \log n$ ,  $\bar{b}_n(s, p) = \log \frac{\widehat{\gamma}_s p}{s} \vee \log n$  with  $\widehat{\gamma}_s = \max(\gamma_s, \widehat{\gamma}_s)$ , and

$$\widehat{\gamma}_s := \gamma_s(\widehat{\Sigma}) = \frac{\max_{\mathbf{u} \in S^{p-1}: 1 \leq |\mathbf{u}|_0 \leq s} \|\mathbf{u}\|_n}{\min_{\mathbf{u} \in S^{p-1}: 1 \leq |\mathbf{u}|_0 \leq s} \|\mathbf{u}\|_n} \quad (7.23)$$

denotes the  $s$ -sparse condition number of  $\widehat{\Sigma}$  and

$$\Delta_n = \Delta_n(s, p) = \max_{\alpha, \beta \in \mathcal{F}_n} \left| \langle \alpha_{\Sigma}, \Sigma \beta_{\Sigma} \rangle - \langle \alpha_n, \widehat{\Sigma} \beta_n \rangle \right| \quad (7.24)$$

with  $\alpha_n = \alpha / \|\alpha\|_n$  and  $\beta_n = \beta / \|\beta\|_n$ .

*Proof of (7.22).* As in the proof of Lemma 7.5, for every  $\epsilon \in (0, 1)$ , there exists an  $\epsilon$ -net  $\mathcal{N}_{\epsilon}$  of  $\mathcal{F}$  satisfying  $d_{\epsilon} = |\mathcal{N}_{\epsilon}| \leq \{(2 + \epsilon) \frac{ep}{\epsilon s}\}^s$ , such that

$$\left| \sup_{\alpha \in \mathcal{F}} \langle \alpha_{\Sigma}, \mathbf{Z} \rangle - \max_{\alpha \in \mathcal{N}_{\epsilon}} \langle \alpha_{\Sigma}, \mathbf{Z} \rangle \right| \leq \gamma_s \epsilon \sup_{\alpha \in \mathcal{F}} \langle \alpha_{\Sigma}, \mathbf{Z} \rangle, \quad (7.25)$$

$$\left| \sup_{\alpha \in \mathcal{F}} \langle \alpha_n, \mathbf{Z}_n \rangle - \max_{\alpha \in \mathcal{N}_{\epsilon}} \langle \alpha_n, \mathbf{Z}_n \rangle \right| \leq \widehat{\gamma}_s \epsilon \sup_{\alpha \in \mathcal{F}} \langle \alpha_n, \mathbf{Z}_n \rangle. \quad (7.26)$$

For notational convenience, write  $d = d_{\epsilon}$ ,  $\mathcal{N}_{\epsilon} = \{\alpha_1, \dots, \alpha_d\}$  and let

$$\begin{aligned} \mathbf{G} &= (G_1, \dots, G_d)^T = (\langle \alpha_{1, \Sigma}, \mathbf{Z} \rangle, \dots, \langle \alpha_{d, \Sigma}, \mathbf{Z} \rangle)^T, \\ \mathbf{G}_n &= (G_{n1}, \dots, G_{nd})^T = (\langle \alpha_{1, n}, \mathbf{Z}_n \rangle, \dots, \langle \alpha_{d, n}, \mathbf{Z}_n \rangle)^T \end{aligned}$$

be two  $d$ -dimensional centered Gaussian random vectors. Conditional on  $\mathcal{X}_n$ , applying Theorem 2 in Chernozhukov, Chetverikov and Kato (2014b) to  $\mathbf{G}$  and  $\mathbf{G}_n$  respectively gives

$$\begin{aligned} & \sup_{t \in \mathbb{R}} \left| P\left(\max_{1 \leq j \leq d} G_j \leq t\right) - P\left(\max_{1 \leq j \leq d} G_{nj} \leq t \mid \mathcal{X}_n\right) \right| \\ & \lesssim (\Delta \log d)^{1/3} \{\log d + \log(1/\Delta)\}^{1/3}, \end{aligned}$$

where  $\Delta = \Delta(\mathcal{N}_\epsilon) = \max_{\alpha, \beta \in \mathcal{N}_\epsilon} |\alpha_\Sigma^T \Sigma \beta_\Sigma - \alpha_n^T \widehat{\Sigma} \beta_n|$ .

By Lemma 7.2, we have for every  $t > 0$ ,

$$\begin{aligned} P\left(\sup_{\alpha \in \mathcal{F}} \langle \alpha_\Sigma, \mathbf{Z} \rangle \geq C\sqrt{s \log \frac{\gamma_s e p}{s}} + t\right) &\leq e^{-t^2/2}, \\ P\left(\sup_{\alpha \in \mathcal{F}} \langle \alpha_n, \mathbf{Z}_n \rangle \geq C\sqrt{s \log \frac{\widehat{\gamma}_s e p}{s}} + t \mid \mathcal{X}_n\right) &\leq e^{-t^2/2}. \end{aligned}$$

The last three displays, together with (7.25) imply that, for every  $\epsilon \in (0, 1)$  and  $t > 0$ ,

$$\begin{aligned} &P\left(\sup_{\alpha \in \mathcal{F}} \langle \alpha_n, \mathbf{Z}_n \rangle \leq t \mid \mathcal{X}_n\right) \\ &\leq P\left(\max_{\alpha \in \mathcal{N}_\epsilon} \langle \alpha_n, \mathbf{Z}_n \rangle \leq t \mid \mathcal{X}_n\right) \\ &\leq P\left(\max_{\alpha \in \mathcal{N}_\epsilon} \langle \alpha_\Sigma, \mathbf{Z} \rangle \leq t\right) + C\Delta^{1/3}(\log d)^{1/3}\{\log(d/\Delta)\}^{1/3} \\ &\leq P\left\{\sup_{\alpha \in \mathcal{F}} \langle \alpha_\Sigma, \mathbf{Z} \rangle \leq t + C\epsilon\gamma_s c_n^{1/2}(s, p)\right\} \\ &\quad + C\Delta^{1/3}(\log d)^{1/3}\{\log(d/\Delta)\}^{1/3} + n^{-1} \\ &\leq P\left(\sup_{\alpha \in \mathcal{F}} \langle \alpha_\Sigma, \mathbf{Z} \rangle \leq t\right) + C\epsilon\gamma_s c_n(s, p) \\ &\quad + C\Delta^{1/3}(\log d)^{1/3}\{\log(d/\Delta)\}^{1/3} + n^{-1}, \end{aligned}$$

where  $c_n(s, p) = s \log \frac{\gamma_s e p}{s} \vee \log n$  and the last inequality comes from (7.16). For the lower bound, in view of (7.26), it can be similarly obtained that

$$\begin{aligned} &P\left(\sup_{\alpha \in \mathcal{F}} \langle \alpha_n, \mathbf{Z}_n \rangle \leq t \mid \mathcal{X}_n\right) \\ &\geq P\left\{\max_{\alpha \in \mathcal{N}_\epsilon} \langle \alpha_n, \mathbf{Z}_n \rangle \leq t - C\epsilon\widehat{\gamma}_s \left(s \log \frac{\widehat{\gamma}_s e p}{s} \vee \log n\right)^{1/2} \mid \mathcal{X}_n\right\} - n^{-1} \\ &\geq P\left(\sup_{\alpha \in \mathcal{F}} \langle \alpha_\Sigma, \mathbf{Z} \rangle \leq t\right) - C\epsilon\widehat{\gamma}_s \left(s \log \frac{\widehat{\gamma}_s e p}{s} \vee \log n\right) \\ &\quad - C\Delta^{1/2}(\log d)^{1/3}\{\log(d/\Delta)\}^{1/3} - n^{-1}. \end{aligned}$$

Taking  $\mathcal{F}_n = \mathcal{N}_\epsilon$  with  $\epsilon = (\gamma_s n)^{-1}$  proves (7.22).

**Step 2.** Next, we study  $\Delta_n$  in (7.24) which is bounded by

$$\max_{\alpha, \beta \in \mathcal{F}_n} |\alpha_{\widehat{\Sigma}}^T (\widehat{\Sigma} - \Sigma) \beta_{\Sigma}| + \max_{\alpha, \beta \in \mathcal{F}_n} |\alpha_n^T \widehat{\Sigma} \beta_n - \alpha_{\widehat{\Sigma}}^T \widehat{\Sigma} \beta_{\Sigma}| := \Delta_{n,1} + \Delta_{n,2}. \quad (7.27)$$

In what follows, we bound the two terms on the right side separately, starting with  $\Delta_{n,2}$ . For every  $\alpha, \beta \in \mathcal{F}_n$ ,

$$\begin{aligned} & |\alpha_n^T \widehat{\Sigma} \beta_n - \alpha_{\widehat{\Sigma}}^T \widehat{\Sigma} \beta_{\Sigma}| \\ &= |\alpha_n^T \widehat{\Sigma} (\beta_n - \beta_{\Sigma}) + \alpha_n^T \widehat{\Sigma} \beta_{\Sigma} - \alpha_{\widehat{\Sigma}}^T \widehat{\Sigma} \beta_{\Sigma}| \\ &\leq \|\alpha_n\|_n \|\beta_n - \beta_{\Sigma}\|_n + \|\beta_{\Sigma} - \beta_n\|_n \|\alpha_{\Sigma} - \alpha_n\|_n + \|\beta_n\|_n \|\alpha_n - \alpha_{\Sigma}\|_n \\ &\leq \|\alpha_{\Sigma}\|_n - 1 + \|\beta_{\Sigma}\|_n - 1 + \|\alpha_{\Sigma}\|_n - 1 \cdot \|\beta_{\Sigma}\|_n - 1. \end{aligned}$$

Using this together with Lemma 7.2 yields, with probability at least  $1 - 3n^{-1/2} c_n^{1/2}(s, p)$ ,

$$\Delta_{n,2} \lesssim K_1^2 n^{-1/2} c_n^{1/2}(s, p). \quad (7.28)$$

Turning to  $\Delta_{n,1}$ , it suffices to focus on

$$\max_{\alpha, \beta \in \mathcal{F}_n} |\alpha_{\Sigma}^T (\mathbf{S}_n - \Sigma) \beta_{\Sigma}| = \max_{\alpha, \beta \in \mathcal{F}_n} \left| n^{-1} \sum_{i=1}^n \{(\alpha_{\Sigma}^T \mathbf{X}_i)(\beta_{\Sigma}^T \mathbf{X}_i) - \alpha_{\Sigma}^T \Sigma \beta_{\Sigma}\} \right|. \quad (7.29)$$

Applying Theorem 4 in Adamczak (2008) we obtain that, with probability at least  $1 - 4e^{-t}$ ,

$$\begin{aligned} & \max_{\alpha, \beta \in \mathcal{F}_n} |\alpha_{\Sigma}^T (\mathbf{S}_n - \Sigma) \beta_{\Sigma}| \\ &\leq 2E \left\{ \max_{\alpha, \beta \in \mathcal{F}_n} |\alpha_{\Sigma}^T (\mathbf{S}_n - \Sigma) \beta_{\Sigma}| \right\} \\ &\quad + \max \left\{ 2\sigma_{\mathcal{F}_n} \frac{\sqrt{t}}{n} + C \frac{t}{n} \left\| \max_{1 \leq i \leq n} \max_{\alpha, \beta \in \mathcal{F}_n} \alpha_{\Sigma}^T \mathbf{X}_i \mathbf{X}_i^T \beta_{\Sigma} \right\|_{\psi_1} \right\}, \quad (7.30) \end{aligned}$$

where similarly to (7.6) and (7.8),

$$\begin{aligned}\sigma_{\mathcal{F}_n}^2 &:= \max_{\alpha, \beta \in \mathcal{F}_n} \sum_{i=1}^n E(\alpha_{\Sigma}^T \mathbf{X}_i \beta_{\Sigma}^T \mathbf{X}_i)^2 \\ &\leq \max_{\alpha, \beta \in \mathcal{F}_n} \sum_{i=1}^n \{E(\alpha_{\Sigma}^T \mathbf{X}_i)^4\}^{1/2} \{E(\beta_{\Sigma}^T \mathbf{X}_i)^4\}^{1/2} \leq 16K_1^4 n\end{aligned}\quad (7.31)$$

and

$$\left\| \max_{1 \leq i \leq n} \max_{\alpha, \beta \in \mathcal{F}_n} \alpha_{\Sigma}^T \mathbf{X}_i \mathbf{X}_i^T \beta_{\Sigma} \right\|_{\psi_1} \lesssim K_1^2 c_n(s, p). \quad (7.32)$$

From the moment inequality  $\|\alpha_{\Sigma}^T \mathbf{X}_i \beta_{\Sigma}^T \mathbf{X}_i\|_{\psi_1} \leq 2K_1^2$ , another application of (7.1) is that

$$\begin{aligned}P\left(\left|n^{-1} \sum_{i=1}^n \{(\alpha_{\Sigma}^T \mathbf{X}_i)(\beta_{\Sigma}^T \mathbf{X}_i) - \alpha_{\Sigma}^T \Sigma \beta_{\Sigma}\}\right| \geq t\right) \\ \leq 2 \exp\{-c_B n \min(t^2/K_1^4, t/K_1^2)\}.\end{aligned}$$

Using this together with Lemma 7.4 we get

$$E\left\{\max_{\alpha, \beta \in \mathcal{F}_n} |\alpha_{\Sigma}^T (\mathbf{S}_n - \Sigma) \beta_{\Sigma}|\right\} \lesssim K_1^2 \sqrt{\frac{\log(|\mathcal{F}_n|)}{n}} + K_1^2 \frac{\log(|\mathcal{F}_n|)}{n}. \quad (7.33)$$

Consequently, combining (7.29)–(7.33) gives, with probability at least  $1 - 2n^{-1/2} c_n^{1/2}(s, p)$ ,

$$\Delta_{n,1} \lesssim K_1^2 n^{-1/2} \{sb_n(s, p)\}^{1/2}. \quad (7.34)$$

Together, (7.27), (7.28) and (7.34) imply, with probability at least  $1 - 5n^{-1/2} c_n^{1/2}(s, p)$ ,

$$\Delta_n \lesssim K_1^2 n^{-1/2} \{sb_n(s, p)\}^{1/2}. \quad (7.35)$$

**Step 3.** Finally, we study the sample  $s$ -sparse condition number  $\hat{\gamma}_s$  in (7.23). For every  $\mathbf{u} \in \mathbb{R}^p$ , note that  $(\|\mathbf{u}\|_n / \|\mathbf{u}\|_{\Sigma})^2 = \mathbf{u}_{\Sigma}^T \hat{\Sigma} \mathbf{u}_{\Sigma} = 1 + \mathbf{u}_{\Sigma}^T \hat{\Sigma} \mathbf{u}_{\Sigma} - 1$ . For every  $\epsilon \in (0, 1)$ , in view of the inequality  $\sum_{j=1}^s \binom{p}{j} \leq (\frac{ep}{s})^s$  that holds for all  $1 \leq s \leq p$ , there exists an  $\epsilon$ -net of  $\{\mathbf{x} \mapsto \langle \mathbf{u}, \mathbf{x} \rangle : \mathbf{u} \in \mathcal{S}^{p-1}, 1 \leq |\mathbf{u}|_0 \leq s\}$  with its cardinality bounded by  $\{(2 + \epsilon) \frac{ep}{\epsilon s}\}^s$ . Consequently, it follows from Lemma 7.2 and the previous display that, with probability

at least  $1 - Cn^{-1/2}c_n^{1/2}(s, p)$ ,

$$\frac{1}{2} \leq (\|\mathbf{u}\|_n / \|\mathbf{u}\|_\Sigma)^2 \leq \frac{3}{2} \quad \text{for all } \mathbf{u} \in \mathcal{S}^{p-1} \text{ satisfying } 1 \leq |\mathbf{u}|_0 \leq s \quad (7.36)$$

and hence,  $\widehat{\gamma}_s \leq 3\gamma_s$  whenever  $n$  satisfies  $n \gtrsim K_1^4 c_n(s, p)$ .

Assembling (7.22), (7.35) and (7.36) completes the proof of Theorem 3.2.  $\square$

## 7.4 Proof of Lemmas 7.5 and 7.6

### 7.4.1 Proof of Lemma 7.5

Recall that  $\mathbf{Z} \stackrel{d}{=} N(\mathbf{0}, \Sigma)$  and write  $\mathbf{W}_n = n^{-1/2} \sum_{i=1}^n \mathbf{y}_i$  with  $\mathbf{y}_i = \varepsilon_i \mathbf{X}_i$ , such that  $L_n = \sup_{\alpha \in \mathcal{F}} \langle \alpha_\Sigma, \mathbf{W}_n \rangle$  for  $L_n$  as in (7.8).

To prove (7.9), a new coupling inequality for maxima of sums of random vectors in Chernozhukov, Chetverikov and Kato (2014a) plays an important role in our analysis. We divide the proof into three steps. First we discretize the function space  $\mathcal{F} = \mathcal{F}(s, p)$  using a net,  $\mathcal{F}_\varepsilon$ , via a standard covering argument. Then we apply the aforementioned coupling inequality to the discretized process, and finish the proof based on the concentration and anti-concentration inequalities for Gaussian processes.

**Step 1: Discretization.** The goal is to establish (7.9), which approximates the supremum over a continuous function space  $\mathcal{F}$  by that over its  $\varepsilon$ -net  $\mathcal{F}_\varepsilon$ .

Let the Euclidean space  $\mathbb{R}^p$  be equipped with the Euclidean metric  $\rho(x, y) = |x - y|_2$  for  $x, y \in \mathbb{R}^p$ . Subsequently, the induced metric on the space of all linear functions  $\mathbf{x} \mapsto f_\alpha(\mathbf{x}) = \langle \alpha, \mathbf{x} \rangle$  is defined as  $\rho(f_\alpha, f_\beta) = \sup_{x \in \mathcal{S}^{p-1}} |f_\alpha(x) - f_\beta(x)| = \sup_{x \in \mathcal{S}^{p-1}} |\langle \alpha - \beta, x \rangle| = |\alpha - \beta|_2$ . For every  $\varepsilon \in (0, 1)$ , denote by  $N(\mathcal{F}, \rho, \varepsilon)$  the  $\varepsilon$ -covering number of  $(\mathcal{F}, \rho)$ . For the unit Euclidean sphere  $\mathcal{S}^{p-1}$  equipped with the Euclidean metric  $\rho$ , it is well-known that  $N(\mathcal{S}^{p-1}, \rho, \varepsilon) \leq (1 + \frac{2}{\varepsilon})^p$ . Together with the decomposition

$$\{\alpha \in \mathcal{S}^{p-1} : |\alpha|_0 = s\} = \bigcup_{S \subseteq [p]: |S|=s} \{\alpha \in \mathcal{S}^{p-1} : \text{supp}(\alpha) = S\} \quad (7.37)$$

and the binomial coefficient bound  $\binom{p}{s} \leq \left(\frac{ep}{s}\right)^s$ , this yields

$$N(\mathcal{F}, \rho, \epsilon) \leq \binom{p}{s} \left(1 + \frac{2}{\epsilon}\right)^s \leq \left\{ \frac{(2 + \epsilon)ep}{\epsilon s} \right\}^s. \quad (7.38)$$

For  $\epsilon \in (0, 1)$  and  $S \subseteq [p]$  fixed, let  $\mathcal{N}_{S, \epsilon}$  be an  $\epsilon$ -net of the unit ball in  $(\mathbb{R}^S, \rho)$  with  $|\mathcal{N}_{S, \epsilon}| \leq (1 + \frac{2}{\epsilon})^s$ . Thus the function class  $\mathcal{N}_\epsilon := \cup_{S \subseteq [p]} \mathcal{N}_{S, \epsilon} = \{\mathbf{x} \mapsto \langle \boldsymbol{\alpha}, \mathbf{x} \rangle : \boldsymbol{\alpha} \in \mathcal{N}_{S, \epsilon}, S \subseteq [p]\}$  forms an  $\epsilon$ -net of  $(\mathcal{F}, \rho)$ . Denote by  $d = d_\epsilon = |\mathcal{N}_\epsilon|$  the cardinality of  $\mathcal{N}_\epsilon$ . Then it is easy to see that  $d \leq \binom{p}{s} (1 + \frac{2}{\epsilon})^s$  and hence  $\log d \lesssim s \log \frac{ep}{\epsilon s}$ .

For every  $\boldsymbol{\alpha} \in \mathcal{F}$  with  $\text{supp}(\boldsymbol{\alpha}) = S$ , there exists some  $\boldsymbol{\alpha}' \in \mathcal{N}_{S, \epsilon}$  satisfying that  $\text{supp}(\boldsymbol{\alpha}') = \text{supp}(\boldsymbol{\alpha})$  and  $|\boldsymbol{\alpha} - \boldsymbol{\alpha}'|_2 \leq \epsilon$ . Further, note that

$$\begin{aligned} |\boldsymbol{\alpha}_\Sigma - \boldsymbol{\alpha}'_\Sigma|_\Sigma^2 &= 2 - 2 \frac{\langle \boldsymbol{\alpha}, \boldsymbol{\Sigma} \boldsymbol{\alpha}' \rangle}{|\boldsymbol{\alpha}|_\Sigma |\boldsymbol{\alpha}'|_\Sigma} \\ &= \frac{\langle \boldsymbol{\alpha} - \boldsymbol{\alpha}', \boldsymbol{\Sigma}(\boldsymbol{\alpha} - \boldsymbol{\alpha}') \rangle - (|\boldsymbol{\alpha}|_\Sigma - |\boldsymbol{\alpha}'|_\Sigma)^2}{|\boldsymbol{\alpha}|_\Sigma |\boldsymbol{\alpha}'|_\Sigma} \leq \gamma_s^2 |\boldsymbol{\alpha} - \boldsymbol{\alpha}'|_2^2, \end{aligned} \quad (7.39)$$

from which we obtain

$$\begin{aligned} \langle \boldsymbol{\alpha}_\Sigma, \mathbf{W}_n \rangle &= \langle \boldsymbol{\alpha}_\Sigma - \boldsymbol{\alpha}'_\Sigma, \mathbf{W}_n \rangle + \langle \boldsymbol{\alpha}'_\Sigma, \mathbf{W}_n \rangle \\ &= |\boldsymbol{\alpha}_\Sigma - \boldsymbol{\alpha}'_\Sigma|_\Sigma \frac{\langle (\boldsymbol{\alpha}_\Sigma - \boldsymbol{\alpha}'_\Sigma) / |\boldsymbol{\alpha}_\Sigma - \boldsymbol{\alpha}'_\Sigma|_2, \mathbf{W}_n \rangle}{|(\boldsymbol{\alpha}_\Sigma - \boldsymbol{\alpha}'_\Sigma) / |\boldsymbol{\alpha}_\Sigma - \boldsymbol{\alpha}'_\Sigma|_2|_\Sigma} + \langle \boldsymbol{\alpha}'_\Sigma, \mathbf{W}_n \rangle \\ &\leq \gamma_s \epsilon \sup_{\boldsymbol{\alpha} \in \mathcal{F}} \langle \boldsymbol{\alpha}_\Sigma, \mathbf{W}_n \rangle + \langle \boldsymbol{\alpha}'_\Sigma, \mathbf{W}_n \rangle \end{aligned}$$

for  $\gamma_s$  as in (2.5), and hence

$$\sup_{\boldsymbol{\alpha} \in \mathcal{S}^{p-1}: \text{supp}(\boldsymbol{\alpha})=S} \langle \boldsymbol{\alpha}_\Sigma, \mathbf{W}_n \rangle \leq \gamma_s \epsilon \sup_{\boldsymbol{\alpha} \in \mathcal{F}} \langle \boldsymbol{\alpha}_\Sigma, \mathbf{W}_n \rangle + \max_{\boldsymbol{\alpha} \in \mathcal{N}_{S, \epsilon}} \langle \boldsymbol{\alpha}_\Sigma, \mathbf{W}_n \rangle.$$

Taking maximum over  $S \subseteq [p]$  with  $|S| = s$  on both sides yields

$$\sup_{\boldsymbol{\alpha} \in \mathcal{F}} \langle \boldsymbol{\alpha}_\Sigma, \mathbf{W}_n \rangle \leq \gamma_s \epsilon \sup_{\boldsymbol{\alpha} \in \mathcal{F}} \langle \boldsymbol{\alpha}_\Sigma, \mathbf{W}_n \rangle + \max_{\boldsymbol{\alpha} \in \mathcal{N}_\epsilon} \langle \boldsymbol{\alpha}_\Sigma, \mathbf{W}_n \rangle.$$

Therefore, as long as  $\epsilon \in (0, \gamma_s^{-1})$ ,

$$\max_{\boldsymbol{\alpha} \in \mathcal{N}_\epsilon} \langle \boldsymbol{\alpha}_\Sigma, \mathbf{W}_n \rangle \leq L_n \leq (1 - \gamma_s \epsilon)^{-1} \max_{\boldsymbol{\alpha} \in \mathcal{N}_\epsilon} \langle \boldsymbol{\alpha}_\Sigma, \mathbf{W}_n \rangle. \quad (7.40)$$

**Step 2: Coupling.** This aims to carry the Gaussian approximation over the discrete set of functions  $\mathcal{F}_\epsilon$  and to establish (7.41) or its more explicit bound (7.46).

Write  $\mathcal{F}_\epsilon = \{\boldsymbol{\alpha}_j : j = 1, \dots, d\}$  and let  $\mathbf{V}_1, \dots, \mathbf{V}_n$  be i.i.d.  $d$ -variate random vectors such that  $\mathbf{V}_i = (V_{i1}, \dots, V_{id})^T$ , where  $V_{ij} = \langle \boldsymbol{\alpha}_j, \boldsymbol{\Sigma}, \mathbf{y}_i \rangle$  satisfies that  $E(V_{ij}) = 0$  and  $E(V_{ij}^2) = 1$ . Define the  $d$ -variate Gaussian random vector  $\mathbf{G} = (G_1, \dots, G_d)^T$ , where  $G_j = \langle \boldsymbol{\alpha}_j, \boldsymbol{\Sigma}, \mathbf{Z} \rangle = \langle \boldsymbol{\alpha}_j / |\boldsymbol{\alpha}_j|_{\boldsymbol{\Sigma}}, \mathbf{Z} \rangle$  for  $j = 1, \dots, d$ . Note that, for each  $1 \leq j \neq \ell \leq d$ ,  $E(V_{1j}V_{1\ell}) = E(G_jG_\ell)$ . By Corollary 4.1 of Chernozhukov, Chetverikov and Kato (2014a), there exists a random variable  $T_\epsilon^* \stackrel{d}{=} \max_{1 \leq j \leq d} G_j$  such that, for every  $\delta > 0$ ,

$$\begin{aligned} & P\left(\left|\max_{1 \leq j \leq d} n^{-1/2} \sum_{i=1}^n V_{ij} - T_\epsilon^*\right| \geq 16\delta\right) \\ & \lesssim \frac{B_1 \log(dn)}{\delta^2 n} + \frac{B_2 \{\log(dn)\}^2}{\delta^3 n^{3/2}} + \frac{B_3 \{\log(dn)\}^3}{\delta^4 n^2} + \frac{\log n}{n}, \end{aligned} \quad (7.41)$$

where

$$\begin{aligned} B_1 &= E\left\{\max_{1 \leq j, \ell \leq d} \left|\sum_{i=1}^n (V_{ij}V_{i\ell} - EV_{ij}V_{i\ell})\right|\right\}, \\ B_2 &= E\left(\max_{1 \leq j \leq d} \sum_{i=1}^n |V_{ij}|^3\right), \quad B_3 = \sum_{i=1}^n E\left(\max_{1 \leq j \leq d} V_{ij}^4\right). \end{aligned}$$

In what follows, we bound the three terms  $B_1$ – $B_3$  respectively.

First, by Lemma 2.2.2 in van der Vaart and Wellner (1996) we have

$$\begin{aligned} E\left(\max_{1 \leq j \leq d} V_{ij}^4\right) &= E(\varepsilon_i^4) \cdot E\left(\max_{1 \leq j \leq d} \langle \boldsymbol{\alpha}_j, \boldsymbol{\Sigma}, \mathbf{X}_i \rangle^4\right) \\ &\leq 16E(\varepsilon_i^4) \cdot \left\|\max_{1 \leq j \leq d} \langle \boldsymbol{\Sigma}^{1/2} \boldsymbol{\alpha}_j, \mathbf{U}_i \rangle\right\|_{\psi_2}^4 \\ &\lesssim v_4 (\log d)^2 \cdot \sup_{\boldsymbol{\alpha} \in \mathcal{S}^{p-1}} \|\langle \boldsymbol{\alpha}, \mathbf{U}_i \rangle\|_{\psi_2}^4 \lesssim v_4 K_1^4 (\log d)^2 \end{aligned}$$

for  $v_4 = E(\varepsilon^4)$  as in Condition 2.1, leading to

$$B_3 \lesssim v_4 K_1^4 n \left(s \log \frac{ep}{\epsilon s}\right)^2. \quad (7.42)$$

For  $B_2$ , we apply Lemma 9 in [Chernozhukov, Chetverikov and Kato \(2014b\)](#) to obtain

$$B_2 \lesssim \max_{1 \leq j \leq d} \sum_{i=1}^n E|V_{ij}|^3 + \log d \cdot E \left( \max_{1 \leq i \leq n} \max_{1 \leq j \leq d} |V_{ij}|^3 \right).$$

For every integer  $q \geq 1$ , by the definition of the  $\|\cdot\|_{\psi_2}$  norm we have

$$E|V_{ij}|^q = v_q E \left| \left\langle \boldsymbol{\Sigma}^{1/2} \boldsymbol{\alpha}_{j,\boldsymbol{\Sigma}}, \mathbf{U}_i \right\rangle \right|^q \leq q^{q/2} v_q \left\| \left\langle \boldsymbol{\Sigma}^{1/2} \boldsymbol{\alpha}_{j,\boldsymbol{\Sigma}}, \mathbf{U}_i \right\rangle \right\|_{\psi_2}^q \leq q^{q/2} v_q K_1^q,$$

and once again, it follows from Lemma 2.2.2 in [van der Vaart and Wellner \(1996\)](#) that

$$\begin{aligned} E \left( \max_{1 \leq i \leq n} \max_{1 \leq j \leq d} |V_{ij}|^q \right) &\leq q^q \left\| \max_{1 \leq i \leq n} \max_{1 \leq j \leq d} |\varepsilon_i| \left\langle \boldsymbol{\alpha}_{j,\boldsymbol{\Sigma}}, \mathbf{X}_i \right\rangle \right\|_{\psi_1}^q \\ &\lesssim q^q \{\log(dn)\}^q \max_{1 \leq j \leq d} \left\| \varepsilon \cdot \left\langle \boldsymbol{\Sigma}^{1/2} \boldsymbol{\alpha}_{j,\boldsymbol{\Sigma}}, \mathbf{U} \right\rangle \right\|_{\psi_1}^q \\ &\lesssim q^q \{\log(dn)\}^q \|\varepsilon\|_{\psi_2}^q \max_{1 \leq j \leq d} \left\| \left\langle \boldsymbol{\Sigma}^{1/2} \boldsymbol{\alpha}_{j,\boldsymbol{\Sigma}}, \mathbf{U} \right\rangle \right\|_{\psi_2}^q \\ &\lesssim q^q (K_0 K_1)^q \{\log(dn)\}^q. \end{aligned}$$

The last three displays together imply by taking  $q = 3$  that

$$B_2 \lesssim v_3 K_1^3 n + (K_0 K_1)^3 \left( s \log \frac{ep}{\epsilon s} \right)^4. \quad (7.43)$$

Turning to  $B_1$ , a direct consequence of Lemma 1 in [Chernozhukov, Chetverikov and Kato \(2014b\)](#) is that

$$\begin{aligned} B_1 &\lesssim (\log d)^{1/2} \max_{1 \leq j \leq d} \left( \sum_{i=1}^n E V_{ij}^4 \right)^{1/2} + \log d \cdot \left( E \max_{1 \leq i \leq n} \max_{1 \leq j \leq d} V_{ij}^4 \right)^{1/2} \\ &\lesssim v_4^{1/2} K_1^2 \left( ns \log \frac{ep}{\epsilon s} \right)^{1/2} + (K_0 K_1)^2 \left( s \log \frac{ep}{\epsilon s} \vee \log n \right)^3. \end{aligned} \quad (7.44)$$

Putting (7.41)–(7.44) together, we obtain that for every  $\delta > 0$  and  $\epsilon \in (0, 1)$ ,

$$\begin{aligned}
& P\left(\left|\max_{\alpha \in \mathcal{N}_\epsilon} \langle \alpha_\Sigma, \mathbf{W}_n \rangle - T_\epsilon^* \right| \geq 16\delta\right) \\
& \lesssim v_4^{1/2} K_1^2 \frac{c_{n,\epsilon}^{3/2}(s,p)}{\delta^2 \sqrt{n}} + v_3 K_1^3 \frac{c_{n,\epsilon}^2(s,p)}{\delta^3 \sqrt{n}} + v_4 K_1^4 \frac{c_{n,\epsilon}^5(s,p)}{\delta^4 n} \\
& \quad + (K_0 K_1)^2 \frac{c_{n,\epsilon}^4(s,p)}{\delta^2 n} + (K_0 K_1)^3 \frac{c_{n,\epsilon}^6(s,p)}{\delta^3 n^{3/2}} + \frac{\log n}{n}, \tag{7.45}
\end{aligned}$$

where  $c_{n,\epsilon}(s,p) := s \log \frac{ep}{\epsilon s} \vee \log n$ . Because this upper bound is only meaningful when it is less than 1, it can be further reduced to

$$b_{n,\epsilon}(s,p;\delta) := (K_0 K_1)^3 \frac{c_{n,\epsilon}^2(s,p)}{\delta^3 \sqrt{n}} + (K_0 K_1)^4 \frac{c_{n,\epsilon}^5(s,p)}{\delta^4 n} \tag{7.46}$$

for  $\epsilon \in (0, 1)$  and  $\delta \in (0, K_0 K_1]$ .

**Step 3.** For every  $\epsilon \in (0, 1)$ , put  $\epsilon_s = \gamma_s \epsilon$ . A similar argument to that leading to (7.40) now gives

$$\max_{\alpha \in \mathcal{N}_\epsilon} \langle \alpha_\Sigma, \mathbf{Z} \rangle \leq \sup_{\alpha \in \mathcal{F}} \langle \alpha_\Sigma, \mathbf{Z} \rangle \leq \epsilon_s \sup_{\alpha \in \mathcal{F}} \langle \alpha_\Sigma, \mathbf{Z} \rangle + \max_{\alpha \in \mathcal{N}_\epsilon} \langle \alpha_\Sigma, \mathbf{Z} \rangle.$$

Further, it is concluded from (7.5) and (7.56) in the proof of Lemma 7.6 that, with probability at least  $1 - Cn^{-1}$ ,

$$\left| \sup_{\alpha \in \mathcal{F}} \langle \alpha_\Sigma, \mathbf{Z} \rangle - \max_{\alpha \in \mathcal{N}_\epsilon} \langle \alpha_\Sigma, \mathbf{Z} \rangle \right| \lesssim \epsilon_s c_n^{1/2}(s,p) \tag{7.47}$$

with  $c_n(s,p) = s \log \frac{\gamma_s ep}{s} \vee \log n$ , and

$$\left| \sup_{\alpha \in \mathcal{F}} \langle \alpha_\Sigma, \mathbf{W}_n \rangle - \max_{\alpha \in \mathcal{N}_\epsilon} \langle \alpha_\Sigma, \mathbf{W}_n \rangle \right| \lesssim \epsilon_s \{c_n^{1/2}(s,p) + K_0 K_1 n^{-1/2} c_n^2(s,p)\}. \tag{7.48}$$

For the Gaussian maxima  $\sup_{\alpha \in \mathcal{F}} \langle \alpha_\Sigma, \mathbf{Z} \rangle$  and  $\max_{\alpha \in \mathcal{N}_\epsilon} \langle \alpha_\Sigma, \mathbf{Z} \rangle$ , it follows from (7.47) that for any Borel subset  $\mathcal{B}$  of  $\mathbb{R}$ ,

$$P(T_\epsilon^* \in \mathcal{B}) \leq P\left\{ \sup_{\alpha \in \mathcal{F}} \langle \alpha_\Sigma, \mathbf{Z} \rangle \in \mathcal{B}^{C\epsilon_s c_n^{1/2}(s,p)} \right\} + n^{-1},$$

where  $\mathcal{B}^u := \{x \in \mathbb{R} : |x - y| \leq u, \forall y \in \mathcal{B}\}$  for  $u > 0$ . This, together with Lemma 4.1 in Chernozhukov, Chetverikov and Kato (2014a), a variant of Strassen's theorem, implies that there exists a random variable  $T^* \stackrel{d}{=} \sup_{\alpha \in \mathcal{F}} \langle \alpha_{\Sigma}, \mathbf{Z} \rangle$  such that

$$P\{|T^* - T_{\epsilon}^*| > C\epsilon_s c_n^{1/2}(s, p)\} \leq n^{-1}. \quad (7.49)$$

Finally, assembling (7.45)–(7.48) completes the proof of (7.9) by taking  $\epsilon = (\gamma_s n)^{-1}$ .  $\square$

#### 7.4.2 Proof of Lemma 7.6

Let  $\mathbf{S}_n = n^{-1} \sum_{i=1}^n \mathbf{X}_i \mathbf{X}_i^T$  and write

$$D_n = D_n(s, p) = \sup_{\alpha \in \mathcal{F}} |\alpha_{\Sigma}^T \widehat{\Sigma}_n \alpha_{\Sigma} - 1| = \sup_{\alpha \in \mathcal{F}} \left| \alpha_{\Sigma}^T \mathbf{S}_n \alpha_{\Sigma} - 1 - (\alpha_{\Sigma}^T \bar{\mathbf{X}}_n)^2 \right|. \quad (7.50)$$

For ease of exposition, define  $\widehat{\sigma}_{\epsilon}^2 = n^{-1} \sum_{i=1}^n (\varepsilon_i - \bar{\varepsilon}_n)^2$  and for  $\alpha \in \mathbb{R}^p$ , let

$$\widehat{\sigma}_{\alpha}^2 = \widehat{\sigma}_{\alpha}^2(\Sigma) = n^{-1} \sum_{i=1}^n \langle \alpha_{\Sigma}, \mathbf{X}_i \rangle^2 - (\alpha_{\Sigma}^T \bar{\mathbf{X}}_n)^2 \quad (7.51)$$

be the estimator of  $\text{Var}(\alpha_{\Sigma}^T \mathbf{X}) = 1$ . In this notation,  $D_n = \sup_{\alpha \in \mathcal{F}} |\widehat{\sigma}_{\alpha}^2 - 1|$  and

$$\widehat{L}_n = \sup_{\alpha \in \mathcal{F}} (\widehat{\sigma}_{\epsilon} \widehat{\sigma}_{\alpha})^{-1} \left( n^{-1/2} \sum_{i=1}^n \langle \alpha_{\Sigma}, \varepsilon_i \mathbf{X}_i \rangle - \sqrt{n} \bar{\varepsilon}_n \alpha_{\Sigma}^T \bar{\mathbf{X}}_n \right).$$

Comparing this with  $L_n$  in (7.8), it is easy to see that

$$|\widehat{L}_n - L_n| \leq \sup_{\alpha \in \mathcal{F}} \left| (\widehat{\sigma}_{\epsilon} \widehat{\sigma}_{\alpha})^{-1} - 1 \right| \cdot L_n + \sqrt{n} \widehat{\sigma}_{\epsilon}^{-1} |\bar{\varepsilon}_n| \cdot \sup_{\alpha \in \mathcal{F}} \widehat{\sigma}_{\alpha}^{-1} |\alpha_{\Sigma}^T \bar{\mathbf{X}}_n|. \quad (7.52)$$

In what follows, we bound the two terms on the right-hand side of (7.52) separately, starting with the first one.

For every  $t > 0$ , let  $\mathcal{E}_{\mathbf{X}}(t)$  and  $\mathcal{E}_{\epsilon}(t)$  be the events that (7.3) and (7.4) hold, respectively. In particular, taking  $t_1 = A_1 \log n$  for  $A_1 > 0$  and  $t_2 = \min[\log n, \{n/c_n(s, p)\}^{1/2}]$  yields  $P\{\mathcal{E}_{\epsilon}(t_1)^c\} \leq 2n^{-c_H A_1} + 2n^{-c_B A_1}$  and

$$P\{\mathcal{E}_{\mathbf{X}}(t_2)^c\} \leq 8 \exp[-\{n/c_n(s, p)\}^{1/2}] \leq 3n^{-1/2} c_n^{1/2}(s, p),$$

where  $c_H, c_B > 0$  are as in Lemma 7.1. Here, the last step comes from the inequality  $\sup_{t \geq 0} te^{-t} \leq e^{-1}$ . On the event  $\mathcal{E}_\varepsilon(t_1) \cap \mathcal{E}_\mathbf{X}(t_2)$ ,

$$|\widehat{\sigma}_\varepsilon^2 - 1| \lesssim K_0^2 \sqrt{\frac{\log n}{n}} \leq \frac{1}{2}, \quad D_n \lesssim K_1^2 \sqrt{\frac{c_n(s, p)}{n}} \leq \frac{1}{2} \quad (7.53)$$

whenever the sample size  $n$  satisfies  $n \gtrsim \max\{K_0^4 \log n, K_1^4 c_n(s, p)\}$ . Together, (7.52), (7.53) and the identity

$$\begin{aligned} 1 - (\widehat{\sigma}_\varepsilon \widehat{\sigma}_\alpha)^{-1} &= (\widehat{\sigma}_\varepsilon \widehat{\sigma}_\alpha)^{-1} \{(\widehat{\sigma}_\varepsilon - 1)(\widehat{\sigma}_\alpha - 1) + \widehat{\sigma}_\varepsilon - 1 + \widehat{\sigma}_\alpha - 1\} \\ &= \frac{(\widehat{\sigma}_\varepsilon^2 - 1)(\widehat{\sigma}_\alpha^2 - 1) + (\widehat{\sigma}_\varepsilon^2 - 1)(\widehat{\sigma}_\alpha + 1) + (\widehat{\sigma}_\alpha^2 - 1)(\widehat{\sigma}_\varepsilon + 1)}{\widehat{\sigma}_\varepsilon \widehat{\sigma}_\alpha (\widehat{\sigma}_\varepsilon + 1)(\widehat{\sigma}_\alpha + 1)} \end{aligned}$$

imply, on  $\mathcal{E}_\varepsilon(t_1) \cap \mathcal{E}_\mathbf{X}(t_2)$  with  $n$  sufficiently large,

$$\sup_{\alpha \in \mathcal{F}} |(\widehat{\sigma}_\varepsilon \widehat{\sigma}_\alpha)^{-1} - 1| \lesssim (K_0 \vee K_1)^2 n^{-1/2} c_n^{1/2}(s, p). \quad (7.54)$$

Next, we deal with  $L_n$  which can be written as  $\sup_{\alpha \in \mathcal{F}} n^{-1/2} \sum_{i=1}^n \langle \alpha_\Sigma, \mathbf{y}_i \rangle$ , where  $\mathbf{y}_i = \varepsilon_i \mathbf{X}_i$  satisfies that, under Condition 2.1,

$$E \langle \alpha_\Sigma, \mathbf{y}_i \rangle^2 = 1 \text{ for all } \alpha \in \mathcal{F} \quad \text{and} \quad \sup_{\alpha \in \mathcal{F}} \|\langle \alpha_\Sigma, \mathbf{y}_i \rangle\|_{\psi_1} \leq 2K_0 K_1. \quad (7.55)$$

As in the proof of (7.12), using Theorem 4 in Adamczak (2008) gives, for any  $t \geq 0$ ,

$$L_n \leq 2EL_n + \max \left\{ 2\sqrt{t}, C \frac{t}{\sqrt{n}} \left\| \max_{1 \leq i \leq n} \sup_{\alpha \in \mathcal{F}} |\langle \alpha_\Sigma, \mathbf{y}_i \rangle| \right\|_{\psi_1} \right\} \quad (7.56)$$

holds with probability at least  $1 - 4e^{-t}$ . For the last term of (7.56), a similar argument to

that leading to (7.8) gives, on this occasion with  $\epsilon_s = (4\gamma_s)^{-1}$  and  $\mathcal{N} = \mathcal{N}_{\epsilon_s}$  that

$$\begin{aligned}
\left\| \max_{1 \leq i \leq n} \sup_{\alpha \in \mathcal{F}} |\langle \alpha_{\Sigma}, \mathbf{y}_i \rangle| \right\|_{\psi_1} &= \left\| \max_{1 \leq i \leq n} \sup_{\alpha \in \mathcal{F}} \left| \langle \Sigma^{1/2} \alpha_{\Sigma}, \varepsilon_i \mathbf{U}_i \rangle \right| \right\|_{\psi_1} \\
&\lesssim \left\| \max_{1 \leq i \leq n} \sup_{\alpha \in \mathcal{N}} \left| \langle \Sigma^{1/2} \alpha_{\Sigma}, \varepsilon_i \mathbf{U}_i \rangle \right| \right\|_{\psi_1} \\
&\lesssim \left( s \log \frac{\gamma_s p}{s} + \log n \right) \|\varepsilon\|_{\psi_2} \sup_{\alpha \in \mathcal{S}^{p-1}} \|\langle \alpha, \mathbf{U}_i \rangle\|_{\psi_2} \\
&\lesssim K_0 K_1 c_n(s, p).
\end{aligned}$$

Here, we used the property that the cardinality of the  $\epsilon_s$ -net  $\mathcal{N}$  of  $\mathcal{F}$ , denoted by  $d = |\mathcal{N}|$ , is such that  $\log d \lesssim s \log \frac{\gamma_s p}{s}$ .

To bound  $EL_n$ , observe that for every  $\mathbf{u} \in \mathbb{R}^p$ ,  $\sup_{\alpha \in \mathcal{F}} |\langle \alpha_{\Sigma}, \mathbf{u} \rangle| = \sup_{\alpha \in \mathcal{F}} \langle \alpha_{\Sigma}, \mathbf{u} \rangle$ . For  $\mathbf{W}_n = n^{-1/2} \sum_{i=1}^n \mathbf{y}_i$ , it follows from (7.40) with  $\epsilon_s = (4\gamma_s)^{-1}$  that

$$EL_n = E \left( \sup_{\alpha \in \mathcal{F}} \langle \alpha_{\Sigma}, \mathbf{W}_n \rangle \right) \leq \frac{4}{3} E \left( \max_{\alpha \in \mathcal{N}} \langle \alpha_{\Sigma}, \mathbf{W}_n \rangle \right).$$

For every  $\alpha \in \mathcal{F}$  and  $t > 0$ , from (7.1) and (7.55) we get

$$P(\langle \alpha_{\Sigma}, \mathbf{W}_n \rangle \geq t) \leq 2 \exp \left\{ -c_B \min \left( \frac{t^2}{4K_0^2 K_1^2}, \frac{\sqrt{nt}}{2K_0 K_1} \right) \right\}. \quad (7.57)$$

Hence, applying Lemma 7.3 with slight modification gives

$$E \left( \max_{\alpha \in \mathcal{N}} \langle \alpha_{\Sigma}, \mathbf{W}_n \rangle \right) \lesssim K_0 K_1 \sqrt{\log d} + K_0 K_1 n^{-1/2} \log d.$$

Plugging this into (7.56) and taking  $t = \min[\log n, \{n/c_n(s, p)\}^{1/2}]$  there imply, with probability at least  $1 - 4 \exp[-\{n/c_n(s, p)\}^{1/2}] \geq 1 - 2n^{-1/2} c_n^{1/2}(s, p)$ ,

$$L_n \lesssim K_0 K_1 c_n^{1/2}(s, p) \quad (7.58)$$

whenever the sample size  $n$  satisfies  $n \gtrsim c_n(s, p)$ .

Again, on the event  $\mathcal{E}_{\varepsilon}(t_1) \cap \mathcal{E}_{\mathbf{X}}(t_2)$  with  $n$  sufficiently large as above for (7.53), the second term on the right-hand side of (7.52) is bounded by some multiple of  $\sqrt{n} \hat{\sigma}_{\varepsilon}^{-1} |\bar{\varepsilon}_n| \sqrt{D_{n,2}}$ ,

where  $D_{n,2}$  is as in (7.12). Arguments similar to those in the proof of Lemma (7.2) permit us to show that, with probability at least  $1 - 2n^{-1/2}c_n^{1/2}(s, p)$ ,

$$\sqrt{D_{n,2}} \lesssim K_1 n^{-1/2} c_n^{1/2}(s, p). \quad (7.59)$$

Further, put  $S_n = \sum_{i=1}^n \varepsilon_i$ ,  $V_n^2 = \sum_{i=1}^n \varepsilon_i^2$ , such that  $\sqrt{n} \hat{\sigma}_\varepsilon^{-1} \bar{\varepsilon}_n = \{1 - n^{-1}(S_n/V_n)^2\}^{1/2} S_n/V_n$ . Then it follows from Theorems 2.16 and 2.19 in de la Peña, Lai and Shao (2009) that for every  $t \in (0, \sqrt{n}]$

$$\begin{aligned} P(\sqrt{n} \hat{\sigma}_\varepsilon^{-1} |\bar{\varepsilon}_n| \geq t) &\leq P\{|S_n| \geq t(1 + t^2 n^{-1})^{-1/2} V_n\} \\ &\leq P\{|S_n| \geq t(1 + t^2 n^{-1})^{-1/2} (4\sqrt{2} + 1)^{-1} (4\sqrt{n} + V_n)\} + P(V_n^2 \leq n/2) \\ &\leq 4 \exp(-c_{SN} t^2) + \exp\{-n/(8v_4)\}, \end{aligned}$$

where  $v_4 = E(\varepsilon^4)$  and  $c_{SN} > 0$  is an absolute constant. In particular, taking  $t = A_2 \sqrt{\log n}$  with  $A_2 > 0$  yields, with probability greater than  $1 - 4n^{-c_{SN} A_2^2} - \exp\{-n/(8v_4)\}$ ,

$$\sqrt{n} \hat{\sigma}_\varepsilon^{-1} |\bar{\varepsilon}_n| \lesssim \sqrt{\log n}. \quad (7.60)$$

Finally, combing (7.52), (7.54), (7.58), (7.59) and (7.60) completes the proof of (7.10).  $\square$

## References

- ADAMCZAK, R. (2008). A tail inequality for suprema of unbounded empirical processes with applications to Markov chains. *Electron. J. Probab.*, **13**, 1000–1034.
- BARRETT, G.F. AND DONALD, S.G. (2003). Consistent tests for stochastic dominance. *Econometrica*, **71**, 71–104.
- BICKEL, P.J., RITOV, Y. AND TSYBAKOV, A.B. (2009). Simultaneous analysis of Lasso and Dantzig selector. *Ann. Statist.*, **37**, 1705–1732.
- BÜHLMANN, P. AND VAN DE GEER, S. (2011). *Statistics for High-Dimensional Data: Methods, Theory and Applications*. Springer, New York.

- BRUSCO, M.J. AND STAHL, S. (2005). *Branch-and-Bound Applications in Combinatorial Data Analysis*. Springer, New York.
- CAI, T. AND JIANG, T. (2011). Limiting laws of coherence of random matrices with applications to testing covariance structure and construction of compressed sensing matrices. *Ann. Statist.*, **39**, 1496–1525.
- CAI, T., FAN, J. AND JIANG, T. (2013). Distributions of angles in random packing on spheres. *J. Mach. Learn. Res.*, **14**, 1837–1864.
- CHERNOZHUKOV, V., CHETVERIKOV, D. AND KATO, K. (2013). Gaussian approximations and multiplier bootstrap for maxima of sums of high-dimensional random vectors. *Ann. Statist.*, **41**, 2786–2819.
- CHERNOZHUKOV, V., CHETVERIKOV, D. AND KATO, K. (2014a). Gaussian approximation of suprema of empirical processes. *Ann. Statist.*, **42**, 1564–1597.
- CHERNOZHUKOV, V., CHETVERIKOV, D. AND KATO, K. (2014b). Comparison and anti-concentration bounds for maxima of Gaussian random vectors. *Probab. Theory Relat. Fields*, to appear. Available at *arXiv:1301.4807*.
- DE LA PEÑA, V.H., LAI, T.L. AND SHAO, Q.-M. (2009). *Self-Normalized Processes: Limit Theory and Statistical Applications*. Springer, Berlin.
- DUDOIT, S. AND VAN DER LAAN, M.J. (2007). *Multiple Testing Procedures with Applications to Genomics*. Springer, New York.
- EFRON, B. (2010). *Large-Scale Inference: Empirical Bayes Methods for Estimation, Testing, and Prediction*. IMS Monographs Vol 1. Cambridge University Press, Cambridge.
- FAN, J., GUO, S. AND HAO, N. (2012). Variance estimation using refitted cross-validation in ultrahigh dimensional regression. *J. R. Stat. Soc. Ser. B Stat. Methodol.*, **74**, 37–65.
- FAN, J., HAN, F. AND LIU, H. (2014). Challenges of Big Data analysis. *National Science Review*, **1**, 293–314.
- FAN, J. AND LI, R. (2001). Variable selection via nonconcave penalized likelihood and its oracle properties. *J. Amer. Statist. Assoc.*, **96**, 1348–1360.
- FAN, J. AND LIAO, Y. (2014). Endogeneity in ultrahigh dimension. *Ann. Statist.*, **42**,

- 872–917.
- FAN, J. AND LV, J. (2010). A selective overview of variable selection in high dimensional feature space (Invited review article). *Statist. Sinica*, **20**, 101–148.
- FAN, J. AND LV, J. (2011). Nonconcave penalized likelihood with NP-dimensionality. *IEEE Trans. Inform. Theory*, **57**, 5467–5484.
- FAN, J., SHAO, Q.-M. AND ZHOU, W.-X. (2015). Supplement to “Are discoveries spurious? Distributions of maximum spurious correlations and their applications.”
- FAN, J., XUE, L. AND ZOU, H. (2014). Strong oracle optimality of folded concave penalized estimation. *Ann. Statist.*, **42**, 819–849.
- HANSEN, B.E. (1996). Inference when a nuisance parameter is not identified under the null hypothesis. *Econometrica*, **64**, 413–430.
- HASTIE, T.J., TIBSHIRANI, R. AND FRIEDMAN, J. (2009). *The Elements of Statistical Learning: Data Mining, Inference, and Prediction* (2nd ed). Springer, New York.
- MENDELSON, S. (2010). Empirical processes with a bounded  $\psi_1$  diameter. *Geom. Funct. Anal.*, **20**, 988–1027.
- STRANGER, B.E., NICA, A.C., FORREST, M.S., DIMAS, A., BIRD, C.P., BEAZLEY, C., INGLE, C.E., DUNNING, M., FLICEK, P., KOLLER, D., MONTGOMERY, S., TAVARÉ, S., DELOUKAS, P. AND DERMITZAKIS, E.T. (2007). Population genomics of human gene expression. *Nature Genetics*, **39**, 1217–1224.
- TALAGRAND, M. (2005). *The Generic Chaining*. Springer-Verlag, Berlin.
- THORGEIRSSON, T.E., ET AL. (2010). Sequence variants at *CHRNA3-CHRNA6* and *CYP2A6* affect smoking behavior. *Nature Genetics*, **42**, 448–453.
- THORISSON, G.A., SMITH, A.V., KRISHNAN, L. AND STEIN, L.D. (2005). The international HapMap project web site. *Genome research*, **15**, 1592–1593.
- TIBSHIRANI, R. (1996). Regression shrinkage and selection via Lasso. *J. R. Stat. Soc. Ser. B Stat. Methodol.*, **58**, 267–288.
- VAN DER VAART, A.W. AND WELLNER, J.A. (1996). *Weak Convergence and Empirical Processes: With Applications to Statistics*. Springer, New York.

- VERSHYNIN, R. (2012). Introduction to the non-asymptotic analysis of random matrices. In *Compressed Sensing: Theory and Applications* (Y. Eldar and G. Kutyniok, eds.) 210–268. Cambridge University Press, Cambridge.
- VU, V.Q. AND LEI, J. (2012). Minimax rates of estimation for sparse PCA in high dimensions. In *Proceedings of the 15th International Conference on Artificial Intelligence and Statistics (AISTATS)*. *JMLR Workshop and Conference Proceedings Volume 22*.
- ZHANG, C.-H. (2010). Nearly unbiased variable selection under minimax concave penalty. *Ann. Statist.*, **38**, 2109–2144.
- ZOU, H. AND LI, R. (2008). One-step sparse estimates in nonconcave penalized likelihood models. *Ann. Statist.*, **36**, 1509–1533.