

# **EVALUATING OPEN ACCESS PAPER REPOSITORY IN HIGHER EDUCATION FOR ASEAN REGION**

Reza Chandra  
Gunadarma University, Indonesia  
[reza\\_chan@staff.gunadarma.ac.id](mailto:reza_chan@staff.gunadarma.ac.id)

Arif Purwo Nugroho  
Gunadarma University, Indonesia  
[arifpurwo@staff.gunadarma.ac.id](mailto:arifpurwo@staff.gunadarma.ac.id)

Fikri Saleh  
Gunadarma University, Indonesia  
[fikri@staff.gunadarma.ac.id](mailto:fikri@staff.gunadarma.ac.id)

## **ABSTRACT**

Paper repository at higher education is a collection of scientific articles created by the academic society. This study took as many as 80 universities in the Webometrics ranking of repositories in the Southeast Asia region. The tools used in this research is Google for number of web page and Google Scholar for number of document paper repository and Ahrefs for referring page, backlink and referring domain. The result of this study, Eprints is the most widely used tools in higher education, as many as 37 higher educations (46,25%). Institut Teknologi Sepuluh November got the highest score in number of web page in Google (2.010.000), Bogor Agricultural University Scientific Repository got the highest score for number of document paper (44.300). University of Sumatera Utara Repository got the highest score for referring page (82588) and backlink (86421). Universiti Teknologi Malaysia Institutional Repository got the highest score for referring domain (532).

**Keyword:** paper repository, web popularity, higher education

---

## **1. INTRODUCTION**

Paper repository at higher education is a collection of scientific articles created by the academic society. Paper repository contains journals, proceedings, thesis, dissertations and other scientific articles. Paper repository also serves as digital libraries needed by researchers in the search for scientific reference source.

To facilitate academic society in developing their knowledge, open access policies created for scientific work. Patel Research [1] suggests the presence of a policy of open access to higher education, research results can be publicized more widely, plagiarism

can be reduced because the public can see it. Higher education also benefited from research results can be seen to add to the reputation and credibility of the college.

Open access paper repository policy in higher education make research produced by higher education become a reference so that the higher education website traffic increases. Many institutions linking the paper repository portal on their portal to facilitate their researchers for finding references.

The search engine also plays an important role in optimizing the portal repository paper. For example, the Google search engine and Google Scholar. Most of the researchers looking for references through a search engine. It is to impact the traffic of paper repository portal. The more visitors to the portal repository paper, the greater the traffic portals and research of higher education increasingly publicized so that the effect of plagiarism is reduced.

This study attempts to evaluating of the paper repository portal for the ASEAN region indexed in the Webometrics Ranking Web of Repositories January 2014 based on its tools and popularity on the web.

## **2. THEORETICAL BACKGROUND**

Based on [repositories.webometrics.info](http://repositories.webometrics.info), The Ranking Web of World repositories is an initiative of the Cybermetrics Lab, a research group belonging to the Consejo Superior de Investigaciones Científicas (CSIC), the largest public research body in Spain. CSIC is attached to the Ministry of Education and its main objective is to promote scientific research as to improve the progress of the scientific and technological level of the country which will contribute to increase the welfare of the citizens.

The organization collaborates with other institutions of the Spanish R&D system (universities, autonomous governs, other public and private research organisms) and with social, economic, national or foreign agents to which contributes with its research capacity and human and material resources in the development of research projects or under the form of consultancy and scientific and technical support. CSIC was founded in 1939 from a previous body, the Junta para la Ampliación de Estudios e Investigaciones Científicas created in 1907 under the leadership of the Spanish Nobel Prize Prof. Ramón y Cajal.

The Cybermetrics Lab using quantitative methods has designed and applied indicators that allow us to measure the scientific activity on the Web. The cybermetric indicators are useful to evaluate science and technology and they are the perfect complement to the results obtained with bibliometric methods in scientometric studies.

According to Abrizah, Noorhidawati and Kiran [2], there are several studies on paper repository as in 10 European countries, namely Belgium, France, the United Kingdom (UK), Denmark, Norway, Sweden, Finland, Germany, Italy and the Netherlands but the

research only focus on on acquisition of content almost exclusively on faculty publications.

Studies of Chen and Hsiang [3] on Asian institutional repositories revealed that Open Access repositories are not widespread and about 4-10 percent has a centralized institutional repositories for about 300 universities except in mainland China. The big contributors to the growth of institutional repositories in Asia are Japan, India and Taiwan.

Wani, Gul and Rah [4] [5] [6] [7] [8] [9] in October 2008 findings the most used software was DSpace (90 countries) followed by EPrints (15 countries). Journal articles in English were the most prominent content type deposited.

### **3. METHODS**

The sample was 80 higher educations in South East Asia included in the ranking of repositories based on their activity on the webometrics. Measurements on the first stage is to check whether the higher education has its own repository website.

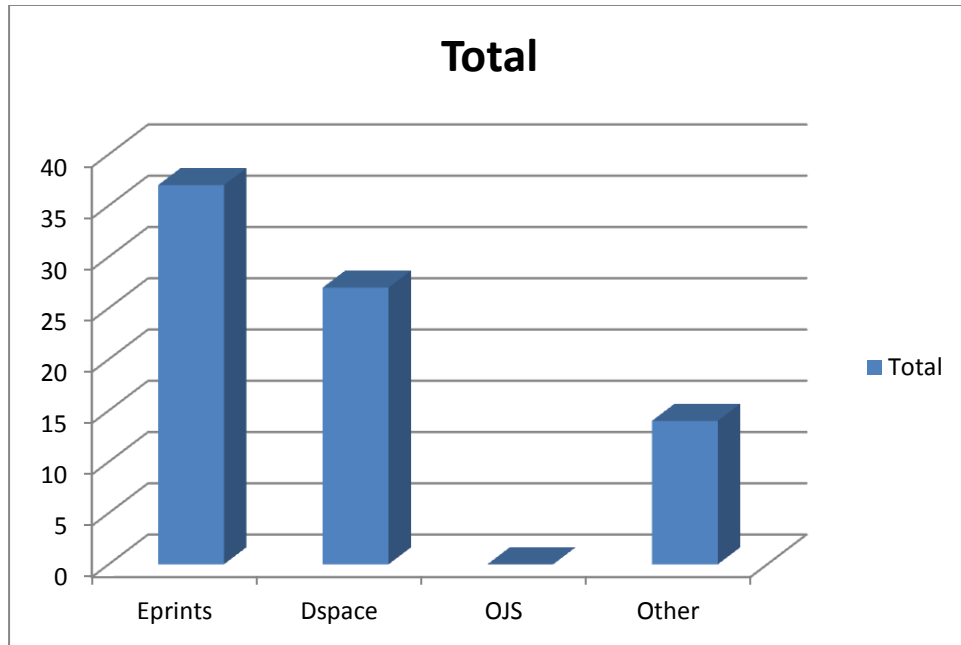
The second stage is to examine the software that used in the paper repository website, number of web page, number of document paper repository.

The third stage is to check paper repository website popularity. Paper repository website popularity is measured using Ahrefs for referring page, backlink and reffering domain. Observation and measurements conducted research variables in the same week that in early May 2014.

Description of the variables are presented graphically to determine the pattern of utilization of paper repository. The influence of ownership paper repository websites and various career website features tested with independent sample t test and regression analysis linking with referring domains and total backlinks paper repository with reffering web domain and total backlinks college website.

### **4. RESULT AND DISCUSSION**

According to webometrics ranking web of repositories published on Januari 2014, Eprints is the most used software in South East Asia. There are 37 colleges using Eprints (46,25%) followed by DSpace, 27 colleges (33,75%), other software 14 colleges (17,5%), Open Journal System, 0 college (0%).



**Figure 1.** Paper Repository Software

Diponegoro University  
**INSTITUTIONAL REPOSITORY**  
e-mail : [eprints@undip.ac.id](mailto:eprints@undip.ac.id)

[Home](#) | [Browse by Year](#) | [Browse by Subject](#) | [Browse by Faculty/Discipline](#) | [Browse by Type](#) | [Browse by Journal](#) | [UNDIP Website](#) | [E-Journal Undip](#)

[Login](#) | [Reset Password](#) | [UNDIP Website](#)

Diponegoro University | Institutional Repository (UNDIP-IR)

Welcome to Diponegoro University | Institutional Repository (UNDIP-IR)

[Atom](#) | [RSS 1.0](#) | [RSS 2.0](#)

About this Repository

UNDIP INSTITUTIONAL REPOSITORY (UNDIP-IR) is a digital collection of the University's intellectual or research output. UNDIP-IR centralizes, collects, preserves, and complies to open access concept of accessing collection of scholarly materials that showcases the research output of Diponegoro University communities. Diponegoro University Library (<http://digitalb.undip.ac.id>) and Study Program Librarians are responsible in establishing, collaborating, managing, maintaining and disseminating the content of UNDIP-IR.

The UNDIP-IR has been awarded [THE 25th WORLD RANKING OF WEBOMETRICS FOR INSTITUTIONAL REPOSITORY \(January 2013\)](#) or [THE 2nd RANKING IN INDONESIA FOR INSTITUTIONAL REPOSITORY \(January 2013\)](#) at World Webometrics for Repository.

The UNDIP-IR has also been awarded [THE 32th RANKING OF WORLD WEBOMETRICS FOR REPOSITORY \(January 2013\)](#) or [THE 2nd RANKING IN INDONESIA FOR REPOSITORY](#) at Webometrics.

[Click here for the recent news](#)

[UNDIP-IR Profile in ROAR](#)

Browse Diponegoro University - Institutional Repository in Registry of Open Access Repositories (ROAR) Indexing.

[UNDIP-IR Profile in OPENDOAR](#)

Browse Diponegoro University - Institutional Repository in Directory of Open Access Repositories (OPENDOAR) Indexing.

[UNDIP-IR Profile in IESR](#)

IESR is the UK's free catalogue of information about electronic resources and research collections. It provides an academic "Yellow Pages" to support discovery and use of scholarly resources. Use IESR to search and browse a wide range of open access repositories, library collections and catalogues, image collections, datasets and e-learning collections. Subject coverage includes arts and humanities, social sciences, health and medicine, science and technology.

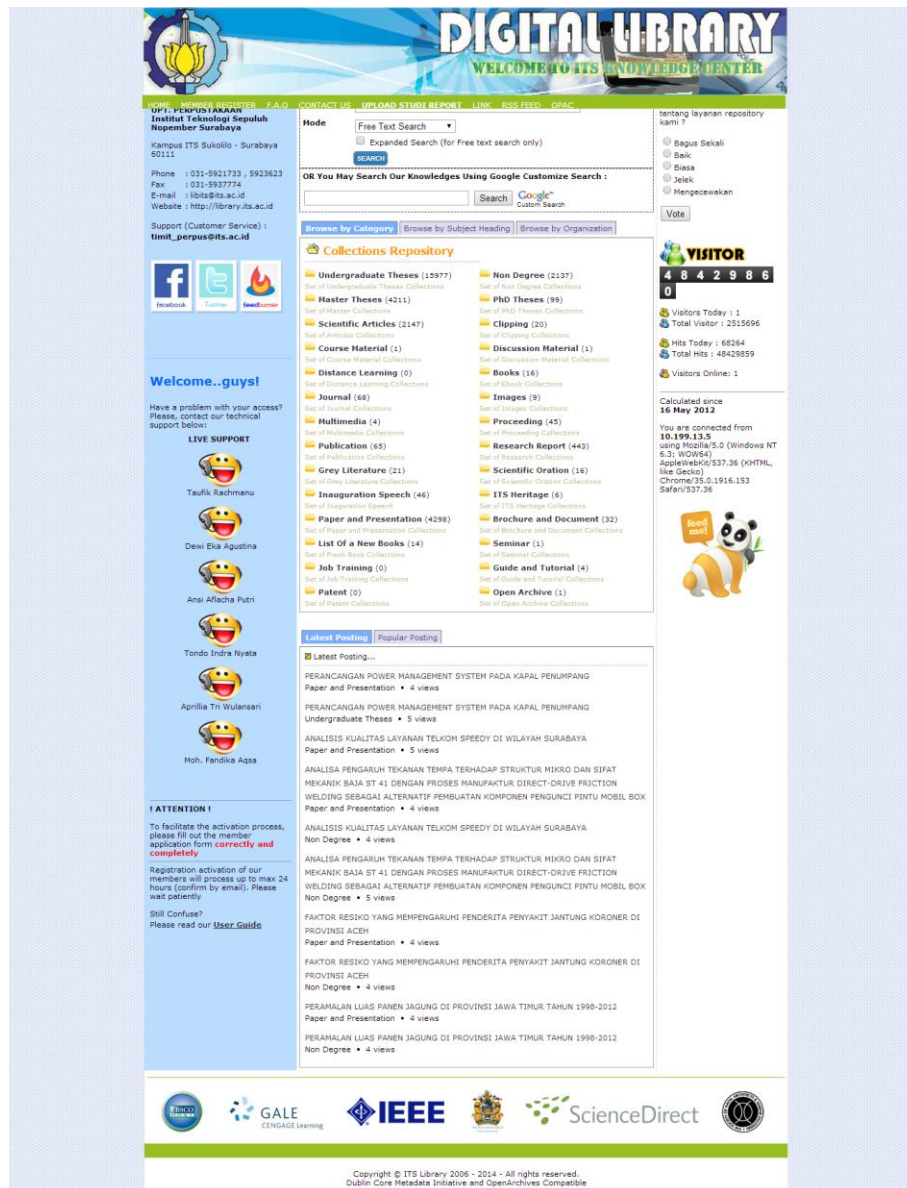
Diponegoro University | Institutional Repository (UNDIP-IR) supports [OAI 2.0](#) with a base URL of <http://eprints.undip.ac.id/cgi/oa2>

Diponegoro University | Institutional Repository (UNDIP-IR) is powered by [EPrints 3](#) which is developed by the [School of Electronics and Computer Science](#) at the University of Southampton.  
21,530,733  
Version 3.0 - 2010

**Figure 2.** Paper Repository using EPrints

In 80 college indexed webometrics in January 2014, there are 2 websites that are offline, in example repository.upnyk.ac.id and repository.stisitelkom.ac.id

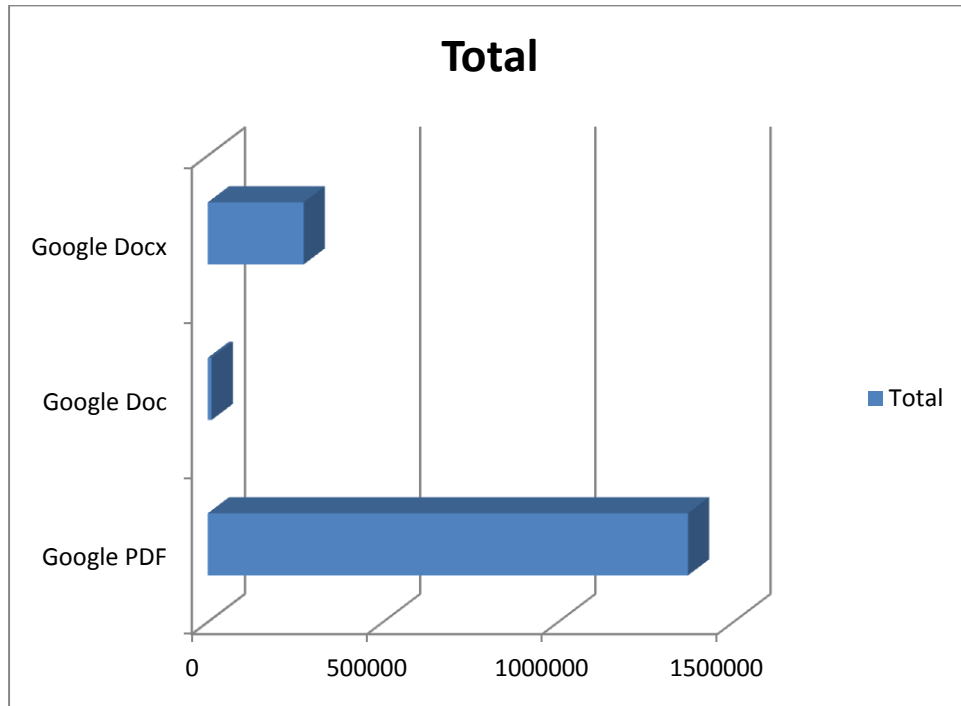
Indonesia is the big contributors to the growth of institutional repositories in South East Asia (43 colleges) followed by Malaysia (21 colleges), Thailand (9 colleges), Philippines (4 colleges), Singapore (2 colleges) and Vietnam (1 college).



**Figure 3.** Institut Teknologi Sepuluh Nopember Repository from Indonesia Got Number 1 Position in Webometrics Rank of Repositories

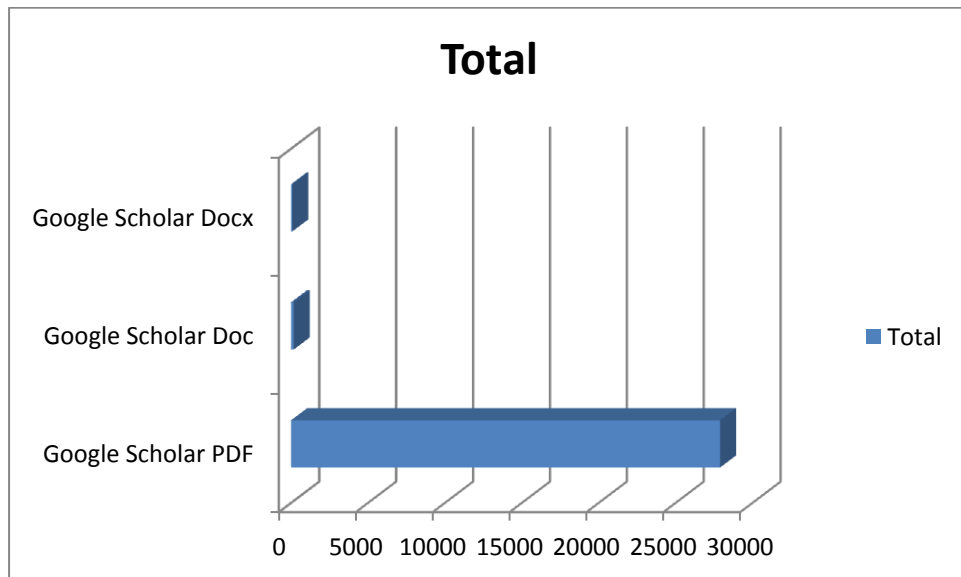
The top 3 colleges in number of page Google is from Indonesia. They are, Institut Teknologi Sepuluh November (2.010.000), Universitas Muhammadiyah Surakarta

(1370000) and Bogor Agricultural Institute (1350000). In 80 paper repositories website, PDF is the most uploaded file type in Google followed by Docx and Doc.



**Figure 4.** Rich File Type in Google

Meanwhile, in number of page Google Scholar the top 3 colleges are Bogor Agricultural Institute (44300), Diponegoro University (33000) and Universiti Teknologi Malaysia (23500).



**Figure 5.** Rich File Type in Google Scholar

Measuring the impact of the paper repository consists of two parts, namely the impact of ownership on the paper repository website popularity college. Tests of significance using independent sample t test. The results of the test to the table below.

**Table 1. Result Of T Test**

	Test Value = 0					
					95% Confidence Interval of the Difference	
	t	df	Sig. (2-tailed)	Mean Difference	Lower	Upper
Referring Web Page	2.998	79	.004	3264.82500	1097.3012	5432.3488
Backlinks Web	3.544	79	.001	4438.72500	1945.5339	6931.9161
Referring Domain Web	7.667	79	.000	92.63750	68.5864	116.6886

## 5. CONCLUSION

According to webometrics ranking web of repositories published in South East Asia edition January 2014, EPrints is the most used software in college, Indonesia got the most college in top 80 repositories in South East Asia. PDF is the most file type uploaded in paper repository. Ownership paper repository website got positive impact on college website popularity.

## 6. REFERENCES

- [1] Yatrik Patel, "Institutional Repositories: A Primer," 2014.
- [2] A Abrizah, A Noorhidawati, and K Kiran, "Global visibility of Asian universities' open access institutional repositories," *Malaysian Journal of Library & Information Science*, vol. 15, no. 3, pp. 53-73, 2010.
- [3] Kuang-hua Chen and Jieh Hsiang, "The unique approach to institutional repository: practice of National," *The Electronic Library*, vol. 27, no. 2, pp. 204-221, 2009.
- [4] Zahid Ashraf Wani, Sumeer Gul, and Javeed Ahmad Rah, "Open Access Repositories: A Global Perspective with an Emphasis on Asia," *Chinese Librarianship: an International Electronic Journal*, 2009.
- [5] ROAR. (2010) Registry of Open Access Repositories. [Online]. <http://roar.eprints.org/>
- [6] Webometrics. (2014, January) Ranking Web of Repositories. [Online]. <http://repositories.webometrics.info/en>
- [7] R Wyles, "Technical Evaluation of selected Open Source Repository," *Open Access Repositories in New Zealand*, vol. 1, no. 3, September 2006.
- [8] J.L. Marill and E.C. Luczak. (2009) Evaluation of digital repository software at the national library of medicine. [Online]. <http://www.dlib.org/dlib/may09/marill/05marill.html>
- [9] Kennan. M.A. and D.A. Kingsley, "The state of the nation: A snapshot of Australian institutional repositories," *First Monday*, vol. 14, no. 2, 2009.

- [10] Tomasz Neugebauer, Corina MacDonald, and Felicity Tayler, "Artexte metadata conversion to EPrints: adaptation of digital repository software to visual and media arts documentation," *International Journal on Digital Libraries*, vol. 11, no. 4, pp. 263-277, 2010. [Online]. <http://dx.doi.org/10.1007/s00799-011-0077-5>
- [11] Ian Henderson, "Open-Access and Institutional Repositories in Fire Literature," *Fire Technology*, vol. 49, no. 1, pp. 155-161, 2013. [Online]. <http://dx.doi.org/10.1007/s10694-010-0198-1>
- [12] Kristin Antelman, "Do open-access articles have a greater research impact?," *College & research libraries*, vol. 65, no. 5, pp. 372-382, 2004.
- [13] Isidro F. Aguillo, Jose L. Ortega, Mario Fernandez, and AnaM. Utrilla, "Indicators for a webometric ranking of open access repositories," *Scientometrics*, vol. 82, no. 3, pp. 477-486, 2010. [Online]. <http://dx.doi.org/10.1007/s11192-010-0183-y>