

Valence Fluctuations and Electric Reconstruction in the Extended Anderson Model on the Two-Dimensional Penrose Lattice

Shinichi Takemura, Nayuta Takemori, and Akihisa Koga

Department of Physics, Tokyo Institute of Technology, Meguro-ku, Tokyo 152-8551, Japan

(Dated: October 16, 2018)

We study the extended Anderson model on the two-dimensional Penrose lattice, combining the real-space dynamical mean-field theory with the non-crossing approximation. It is found that the Coulomb repulsion between localized and conduction electrons does not induce a valence transition, but the crossover between the Kondo and mixed valence states in contrast to the conventional periodic system. In the mixed-valence region close to the crossover, nontrivial valence distributions appear characteristic of the Penrose lattice, demonstrating that the mixed-valence state coexists with local Kondo states in certain sites. The electric reconstruction in the mixed valence region is also addressed.

I. INTRODUCTION

Quasicrystals have been receiving a lot of attention since its discovery [1]. One of the interesting examples is the rare-earth compounds Au-Al-Yb synthesized recently [2]. In the alloys, there are the quasicrystal $\text{Au}_{51}\text{Al}_{34}\text{Yb}_{15}$ and the approximant $\text{Au}_{51}\text{Al}_{35}\text{Yb}_{14}$, where the Yb icosahedra are arranged in quasi-periodic and periodic structures, respectively. The former quasicrystal shows non-Fermi liquid behavior with a non-trivial exponent in the specific heat and susceptibility, while the latter heavy fermion behavior [3, 4]. This fact gives us a stage to study the role of the quasi-periodic structure in the strongly correlated electron systems [5–7]. It has also been reported that the valence of the ytterbium in these compounds is intermediate which indicates the hybridizations between $4f$ - and the conduction electrons [3]. This naturally arises a fundamental question how heavy fermion behavior is realized in the strongly correlated electron systems on the quasi-periodic lattice. An important point is that each lattice site in the quasi-periodic system is not equivalent, which is contrast to the conventional periodic system. Therefore, it is highly desired to clarify how the local geometry affects valence fluctuations and the Kondo state is realized by treating the quasi-periodic structure correctly.

In this paper, we study valence fluctuations in the extended version of the Anderson lattice model (EALM) [8] which includes the Coulomb interaction between the conduction and f - electrons. We consider here the two-dimensional Penrose lattice (see Fig. 1) as a simple quasi-periodic lattice. To take into account local electron correlations in the quasi-periodic lattice, we apply the real-space dynamical mean-field theory (RDMFT) [9–12] to the model. We then study how valence fluctuations are affected by the quasi-periodic structure at finite temperatures, comparing with the results for the EALM with the periodic lattice. The electric reconstruction in the mixed valence region is also addressed.

The paper is organized as follows. In Sec. II, we introduce the EALM and briefly summarize our theoretical approach. In Sec. III, we study how valence fluctuations




FIG. 1. (Color online) Penrose lattice with $N = 4181$.

are enhanced in the system on the Penrose lattice. A brief summary is given in the last section.

II. MODEL AND METHOD

We study valence fluctuations in the EALM [8], which should be described by the following Hamiltonian,

$$\hat{\mathcal{H}} = -t \sum_{\langle i,j \rangle \sigma} (c_i^\dagger c_j + \text{h.c.}) - V \sum_{i\sigma} (f_{i\sigma}^\dagger c_{i\sigma} + \text{h.c.}) + \epsilon_f \sum_{i\sigma} n_{i\sigma}^f + U_f \sum_i n_{i\uparrow}^f n_{i\downarrow}^f + U_{cf} \sum_{i\sigma\sigma'} n_{i\sigma}^c n_{i\sigma'}^f, \quad (1)$$

where $\langle i,j \rangle$ denotes the summation over the nearest neighbor sites, $c_{i\sigma}$ ($f_{i\sigma}$) is an annihilation operator of a conducting electron (an f -electron) with spin $\sigma (= \uparrow, \downarrow)$ on the i th site, $n_{i\sigma}^c = c_{i\sigma}^\dagger c_{i\sigma}$ and $n_{i\sigma}^f = f_{i\sigma}^\dagger f_{i\sigma}$. Here, t is the hopping amplitude, V is the hybridization between the conduction and f states, and ϵ_f is the energy level of the f state. U_f (U_{cf}) is the Coulomb interaction

in the f level (between the conduction electrons and f -electrons).

The model with $U_{cf} = 0$ has been studied by means of DMFT [9–12], where the competition between various phases has been discussed [13–15]. In the case of $\epsilon_f \ll 0 \ll \epsilon_f + U_f$, there should be one electron in the f -level, and the Kondo state is realized at low temperatures. When the total number of electrons is close to half filling, the heavy-metallic Kondo state is realized with $\langle n^f \rangle \sim 1$. In the case of $\epsilon_f \sim 0$, the number of f -electrons is intermediate ($\langle n^f \rangle < 1$) and the mixed-valence state is realized. It is known that the crossover between the Kondo and mixed valence states appears by varying ϵ_f . The introduction of the interaction U_{cf} enhances valence fluctuations and leads to stabilize the mixed valence state [14]. At a certain critical point, the valence susceptibility diverges and the second order phase transition occurs between these two states [16]. Beyond the critical point, the valence transition is, in general, of first order, and a jump singularity appears in the number of f -electrons n^f . This transition has been discussed in the EALM on the simple lattices such as one-dimensional chain [16], hypercubic [17] and Bethe lattices [18].

Valence fluctuations in the quasi-periodic lattice, which should be important in the compound $\text{Au}_{51}\text{Al}_{34}\text{Yb}_{15}$, have not been discussed so far. To clarify this, we consider here the EALM on the two-dimensional Penrose lattice. In the lattice, a site is placed on each vertex of the rhombuses, as shown in Fig.1. Since this lattice does not have a translational symmetry, lattice sites are distinct from each other. We note that the coordination number Z ranges from 3 to 7, except for edge sites. In infinite system ($N \rightarrow \infty$), the average and its standard deviation are $\bar{Z} = 4$ and $\sigma = \sqrt{10}\tau^{-2} \sim 1.208$ [19]. In the paper, we treat the Penrose lattice with the five-fold rotational symmetry, which is iteratively generated in terms of inflation-deflation rule [20]. In the noninteracting case $U_f = U_{cf} = 0$, the Hamiltonian is numerically diagonalized. The densities of states (DOS) for the conduction and f -electrons are shown in Fig. 2. The tiny hybridization gap appears around $\omega = 0$ and sharp peaks in the DOS for the f -electrons appear at the edges of the gap. In contrast, DOS of the conduction electrons are widely distributed, where the bandwidth $W \sim 8.6t$. These are similar to those for the conventional periodic Anderson model. We also find the macroscopically degenerate states at $\omega = \pm V$. These states are regarded as the bonding and antibonding states for the confined states discussed in the tight binding model on the Penrose lattice [21, 22]. These confined states may have little effects on low temperature properties in our model when we focus on the EALM with a fixed $n = 1.9$, where $n = \sum_{i\sigma} (n_{i\sigma}^c + n_{i\sigma}^f)/N$.

To discuss low temperature properties in the EALM on the Penrose lattice, we make use of the RDMFT [11] which takes local electron correlations into account. This treatment is formally exact for the homogeneous lat-

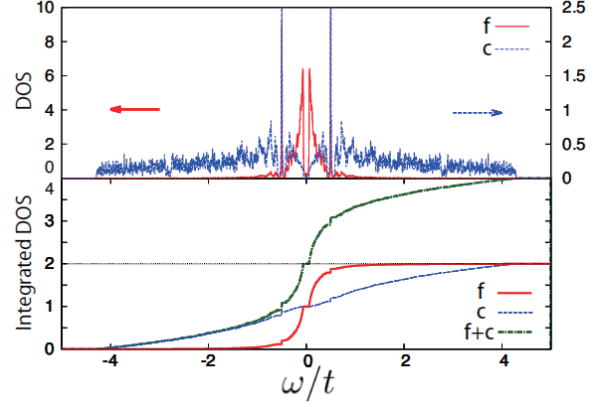


FIG. 2. (Color online) DOS (upper panel) and integrated DOS (lower panel) for the conduction and f electrons in the noninteracting system with $\epsilon_f = 0$ and $V/t = 0.5$.

tice in infinite dimensions, and enables us to obtain the reliable results if spatially extended correlations are negligible. In fact, the method has successfully been applied to correlated systems such as surface [23], interface [24], superlattice [25], ultracold atoms [26], and topological insulating systems [27].

In the RDMFT method, the selfenergy should be site-diagonal as $[\Sigma]_{ij\sigma} = \Sigma_{i\sigma}\delta_{ij}$, where δ_{ij} is a Kronecker's delta function. The lattice Green function is then given by

$$\begin{aligned} \mathbf{G}_\sigma^{-1} &= \mathbf{G}_{0\sigma}^{-1} - \Sigma_\sigma, \\ [\mathbf{G}_{0\sigma}^{-1}]_{ij} &= \left[(i\omega_n + \mu)\mathbf{1} - \begin{pmatrix} 0 & V \\ V & \epsilon_f \end{pmatrix} \right] \delta_{ij} - \begin{pmatrix} t_{ij} & 0 \\ 0 & 0 \end{pmatrix}, \end{aligned} \quad (2)$$

where $\mathbf{1}$ is the identity matrix, $\omega_n = (2n+1)\pi T$ is the Matsubara frequency, μ is the chemical potential, and T is the temperature. The lattice model is mapped to effective impurity models dynamically connected to each heat bath. The effective imaginary-time action for the i th site is given as

$$\begin{aligned} S_{\text{eff}}^{(i)} &= - \int_0^\beta d\tau \int_0^\beta d\tau' \sum_\sigma \psi_{i\sigma}^\dagger(\tau) \mathcal{G}_{0\sigma}^{(i)}(\tau - \tau')^{-1} \psi_{i\sigma}(\tau') \\ &+ \int_0^\beta d\tau \left(U_f n_{i\uparrow}^f(\tau) n_{i\downarrow}^f(\tau) + U_{cf} \sum_{\sigma, \sigma'} n_{i\sigma}^c(\tau) n_{i\sigma'}^f(\tau) \right), \end{aligned} \quad (3)$$

where $\psi_{i\sigma}^\dagger = (c_{i\sigma}^\dagger, f_{i\sigma}^\dagger)$ are Grassmann variables and $\mathcal{G}_0^{(i)}(\tau)$ is the Weiss effective field imposed on the self-consistency condition. The Weiss mean-field is obtained from the Dyson equation of the effective model,

$$\mathcal{G}_{0\sigma}^{(i)}(i\omega_n)^{-1} = [\mathbf{G}_\sigma(i\omega_n)]_{ii}^{-1} + \Sigma_{i\sigma}. \quad (4)$$

When the RDMFT is applied to the EALM on the Penrose lattice, one solves the effective impurity models N

times by iteration. Here, we use the non-crossing approximation [28–31] as an impurity solver. This has an advantage in treating strong correlations at finite temperatures less expensive than the other numerical techniques such as the continuous-time quantum Monte Carlo method [32] and numerical renormalization group [33].

To discuss how the valence are affected by electron correlations in the Penrose lattice, we calculate the number of f -electrons $n_{i\sigma}^f$ at the i th site. The valence susceptibility is defined by

$$\chi_v = -\frac{dn^f}{d\epsilon_f}, \quad (5)$$

where $n^f = \sum_{i\sigma} n_{i\sigma}^f / N$. In this paper, it is deduced in terms of the numerical derivative of the valence. In the following, we fix $U_f/t = 80.0$ and $V/t = 0.5$, and the total number of particles as $n \sim 1.9$. We set $t = 1$ as unit of energy.

III. RESULTS

In the section, we discuss how valence fluctuations develop in the correlated quasi-periodic systems. By performing RDMFT with the non-crossing approximation, we obtain the results for the system with $U_{cf}/t = 0, 16$ and 36 at the temperature $T/t = 0.2$. We show in Fig. 3 the distribution of the number of f -electrons and valence susceptibility. When $U_{cf} = 0$, the system is reduced to

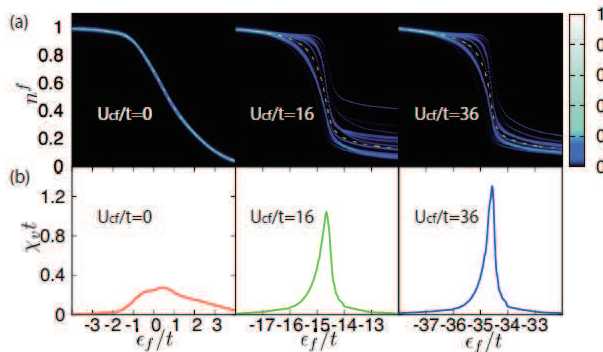


FIG. 3. (Color online) Distribution of the number of f -electrons (a) and valence susceptibility (b) as functions of the energy of f -level in the system with $N = 1591$ at the temperature $T/t = 0.2$ when $U_{cf}/t = 0, 16$ and 36 .

the Anderson lattice model. In the case of $\epsilon_f/t < -3$, the Kondo state is realized with $n^f \sim 1.0$. As ϵ_f approaches 0, n^f decreases and the mixed valence state is realized. Since no singularity appears in the curve, the crossover occurs between the Kondo and mixed-valence states. This is roughly determined by the maximum of the valence susceptibility. It is also found that the valence can be represented by a single curve although lattice sites are distinct from each other. This implies that

in the case $U_{cf}/t = 0$, the quasi-periodic structure has little effect on low-temperature properties, at least, in the case with $U_f/t = 80.0$, $V/t = 0.5$ and $T/t = 0.2$.

The introduction of the interaction U_{cf} leads to the enhancement of valence fluctuations in the system. In fact, the peak in the valence susceptibility becomes sharper when U_{cf} increases, as shown in Fig. 3. Nevertheless, we could not find the divergence of the valence susceptibility even when the interaction is rather large ($U_{cf}/t = 36$). The above results are contrast to that of in the EALM on the periodic lattice, where valence fluctuations are enhanced around $\epsilon_f \sim -U_{cf}$ and the valence transition is, at last, induced. This discrepancy should originate from the geometry of the lattice. Namely, in the conventional periodic model, all lattice sites are equivalent. Therefore, the valence is suddenly changed at a certain point, where the first-order phase transition occurs between the Kondo and the mixed valence states. By contrast, in the Penrose lattice, each site is not equivalent, as shown in Fig. 1. In our model, the bare onsite interactions U_f and U_{cf} are uniform, but the coordination number Z depends on the site. Furthermore, the site geometry beyond the nearest neighbor sites is rather complex. Roughly speaking, local interactions are effectively modified, depending on the geometry around a certain site. This yields the site-dependent renormalization. Fig. 3 (a) shows the clear valence distribution in the crossover and mixed-valence regions. Therefore, we can say that the distribution of the effective interaction suppresses valence fluctuations and the crossover, instead, occurs between the Kondo and mixed valence states.

By performing similar calculations, we determine the crossover line, where the valence susceptibility χ_v has maximum. Fig. 4 shows the phase diagram for the system with $U_f/t = 80$ at the temperature $T/t = 0.2$. When

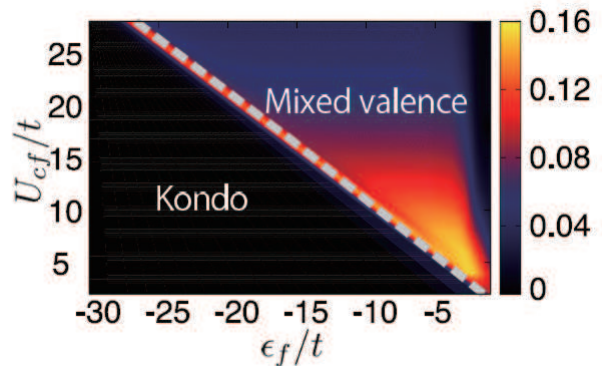


FIG. 4. (Color online) Density plot of the standard deviation for the valence n^f in the system with $T/t = 0.2$ and $N = 1591$. The dashed line represents the crossover between the Kondo and mixed valence region.

ϵ_f and U_{cf} are small, the Kondo metallic state is realized with $n^f \sim 1$. On the other hand, the mixed valence state is realized in the large U_{cf} region. Furthermore, we

calculate the standard deviation of the valence to discuss site-dependent properties more clearly. The results are shown as the density plot in Fig. 4. In the Kondo regime, the valence is almost unity at each site, and thereby this quantity is negligible. On the other hand, in the mixed-valence regime ($n_f \neq 1$), the value is finite and has the maximum around $(\epsilon_f/t, U_{cf}/t) \sim (-4, 8)$, as shown in Fig. 4.

To discuss how site-dependent properties emerge at finite temperatures, we show in Fig. 5 (a) the temperature dependence of the valence in the system with $\epsilon_f/t = -5$ and $U_{cf}/t = 10$. At high temperatures $T/t > 4$, the system must be governed by the larger energy scales U_f, U_{cf} and ϵ_f . In the case, the valence little depends on the local geometry and a single peak appears in the cross-section of the valence distribution, as shown in Fig. 5 (b). Decreasing temperature ($T/t = 1$), a single peak is split into five peaks, as shown in Fig. 5 (c). This suggests that local geometry around a certain site affects low temperature properties, as discussed above. To proceed further discussions at lower temperatures, We employ de Bruijn's notation to classify the sites in the Penrose lattice [34]: eight kinds of vertices are denoted by $D, J, Q, K, S3, S4, S$ and $S5$, as shown in Fig. 6 (a). Examining peak structures at $T/t = 1$ carefully, we find that the number of f -electrons $n^f \sim 0.22, 0.19, 0.17, 0.15$, and 0.14 are corresponding to the vertices $S_3, S_4, \{J, S, S_5\}, K$, and $\{D, Q\}$, respectively. This means that at this temperature, the valence distribution depends on the coordination number rather than the vertex. Further decreasing temperature, many peaks appear in the valence distribution, and the vertex type becomes important. We find in Fig. 5 (a) that the valence for the sites with $Z = 4$ and 5 are divided into some classes at lower temperatures. As for the sites with $Z = 5$, the six kinds of peaks appear in the cross-section of valence distribution at $T/t = 0.33$, as shown in Fig. 5 (d). We find that these peaks originate from the local geometry of the six vertices, as shown in Fig. 6 (b). Further decrease in temperature increases the valence for the vertices J - $S5$ and S - D , while it decreases for the vertices $S5$ - J and J - $S3$. Therefore, we can say that low temperature properties in the quasi-periodic system strongly depend on the local geometry. It is also found that each peak is divided into some small peaks at lower temperatures. This means that the longer range electron correlations become more important. Similar behavior appears for the sites with $Z = 4$. Namely, three kinds of peaks in the cross-section appears at lower temperatures, as shown in Fig. 5 (e). These originate from three kinds of vertices, as shown in Fig. 6 (c). Since there appears a difference in the configuration of the next-nearest-neighbor sites in three vertices, the small splitting appears even at lower temperatures, as shown in Fig. 5 (e).

To confirm that all vertices shown in Fig. 6 contribute the corresponding peaks, we independently count the number of vertices with $Z = 5$ [19] and $Z = 4$ in the Penrose lattice with $N \rightarrow \infty$, as shown in Tables I and II. The obtained probabilities are shown as the open

TABLE I. The probabilities p of vertices with $Z = 5$

Vertex	S - D	$S5$ - J	J - $S3$	J - $S4$ - α	J - $S4$ - β	J - $S5$
p	$1/\sqrt{5}\tau^5$	$1/\sqrt{5}\tau^7$	$1/\tau^6$	$2/\tau^7$	$1/\tau^7$	$\sqrt{5}/\tau^7$

TABLE II. The probabilities p of vertices with $Z = 4$

Vertex	$S3$ - K - $S3$	$S3$ - K - $S4$	$S4$ - K - $S4$
p	$2/\tau^8$	$2/\tau^9$	$1/\tau^8$

circles in Figs. 5 (d) and (e). We find that these are consistent with the numerical results for the finite system $N = 4181$. This implies that the site-dependent renormalization characteristic of the Penrose lattice indeed occurs.

We would like to comment on the distribution of the valence. Fig. 5 (a) shows that the valences for the $S3$ and $S4$ vertices rapidly increase, while for the D and Q vertices monotonically decrease as decreasing temperature. We note that the valence for the $S3$ vertices becomes much larger than the others and approaches unity, suggesting the formation of the local Kondo state. Therefore, we can say that at low temperatures, the mixed-valence sites with $n_i^f < 1$ coexists with the local Kondo sites with $n_i^f \sim 1$. To clarify how the above site-dependent properties affect the diffraction pattern, we calculate the quantity $I_{\mathbf{k}} = |n_{\mathbf{k}}^f|^2$, where

$$n_{\mathbf{k}}^f = \frac{1}{N} \sum_i n_i^f e^{i\mathbf{k} \cdot \mathbf{r}_i}. \quad (6)$$

The results for the system with $U_{cf}/t = 10$ at $T/t = 0.2$ and 1.0 are shown in Fig. 7. When $T/t = 1.0$, the valence distribution is almost uniform and thereby $I_{\mathbf{k}}$ is reflected by the Penrose lattice. On the other hand, at the low temperature $T/t = 0.2$, an electric reconstruction is realized, where a rather large valence appears in the $S3$ vertices, as discussed above. This yields additional peak structures in $I_{\mathbf{k}}$, as shown in Fig. 7. Although this obtained pattern is characteristic of our model, the electric reconstruction originating from electron correlations and local geometry is common to the quasi-periodic systems. Therefore, we believe that such valence crossover should be observed experimentally in the quasicrystals with strongly correlated electrons.

In the paper, we have studied the extended Anderson model on the two-dimensional Penrose lattice. It has been clarified that the valence transition does not occur, but the crossover occurs with electric reconstructions. Since we neglect various specific features for the compound $\text{Au}_{51}\text{Al}_{34}\text{Yb}_{15}$ such as the Tsai-type clusters and three-dimensional quasi-periodic structure, we could not explain the nature of the quantum critical behavior. It is an interesting problem to clarify which effect sta-

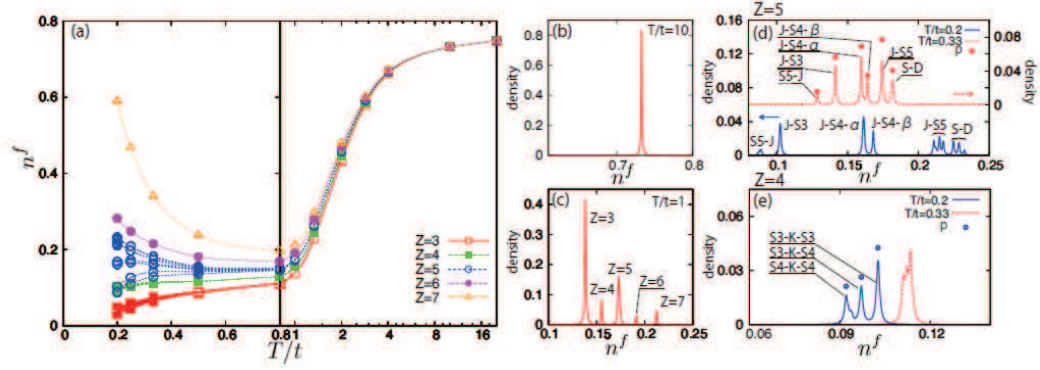


FIG. 5. (Color online) (a) The number of f -electrons as a function of the temperature T/t when $\epsilon_f/t = -5$, $U_{cf}/t = 10$ and $N = 4181$. (b) and (c) show the cross-sections of the valence distribution at $T/t = 10$ and 1 . (d) and (e) show the cross-sections at low temperatures with $Z = 5$ and $Z = 4$, respectively.

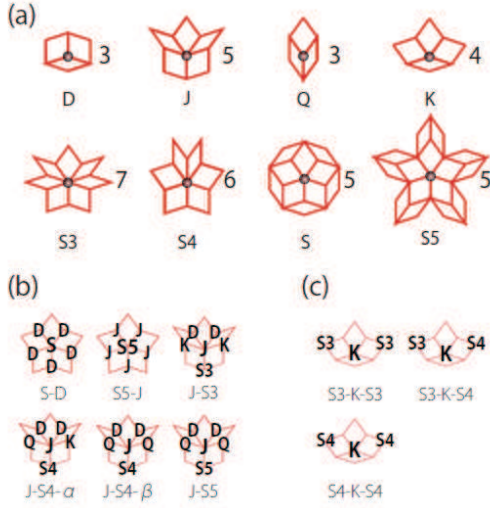


FIG. 6. (Color online) (a) Classification of vertices in the Penrose lattice. The number represents the coordination number for each vertex. Detailed classification of vertices with $Z = 5$ (b) and $Z = 4$ (c).

bilizes quantum critical phenomena in the quasicrystal, which is now under consideration.

IV. CONCLUSIONS

We have investigated valence fluctuations in the extended Anderson model on the two-dimensional Penrose lattice, combining RDMFT with the non-crossing approximation. Computing the number of f -electrons and the valence susceptibility, we have revealed that the valence transition does not occur in the vertex-type Penrose model even when the interaction between the conduction and f -electrons is large. This originates from the local ge-

ometry in the Penrose lattice, which induces the electric reconstruction rather than the valence transition. In the mixed valence region close to the crossover region, the local geometry plays an important role in understanding low-temperature properties, where the mixed valence state coexists with local Kondo states.

ACKNOWLEDGMENTS

This work was partly supported by the Grant-in-Aid for Scientific Research from JSPS, KAKENHI No. 25800193. Some of computations in this work have been done using the facilities of the Supercomputer Center, the Institute for Solid State Physics, the University of Tokyo.

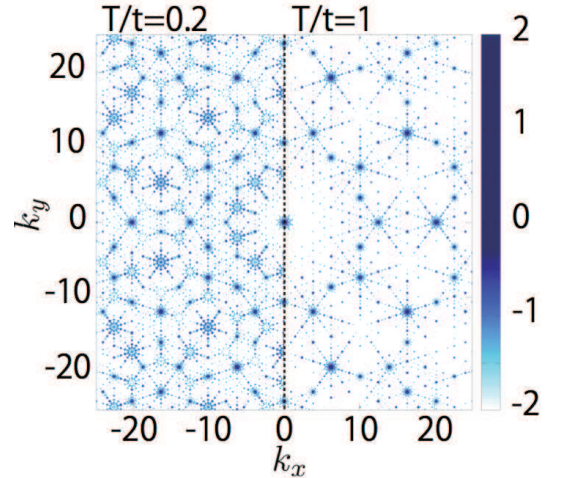


FIG. 7. (Color online) Profiles of the quantity $\log_{10} I_{\mathbf{k}}$ in the system ($N = 4181$) with $\epsilon_f/t = -5$ and $U_{cf}/t = 10$ when $T/t = 0.2$ (left panel) and $T/t = 1.0$ (right panel).

-
- [1] D. Shechtman, I. Blech, D. Gratias, and J. Cahn, *Phys. Rev. Lett.* **53**, 1951 (1984).
 - [2] T. Ishimasa, Y. Tanaka, and S. Kashimoto, *Phil. Mag.* **91**, 4218 (2011).
 - [3] K. Deguchi, Y. Matsukawa, N. K. Sato, T. Hattori, K. Ishida, H. Takakura, T. Ishimasa, *Nat. Mat.* **11**, 1013 (2012).
 - [4] S. Matsukawa et al., *J. the Phys. Soc. Jpn.* **83**, 034705 (2014).
 - [5] S. Watanabe and K. Miyake, *J. Phys. Soc. Jpn.* **82**, 083704 (2013).
 - [6] N. Takemori and A. Koga, *J. the Phys. Soc. Jpn.* **84**, 023701 (2015).
 - [7] E. C. Andrade, A. Jagannathan, E. Miranda, M. Vojta, and V. Dobrosavljević, *arXiv:1412.3807*.
 - [8] Y. Onishi and K. Miyake, *J. Phys. Soc. Jpn.* **69**, 3955 (2000).
 - [9] W. Metzner and D. Vollhardt, *Phys. Rev. Lett.* **62**, 324 (1989).
 - [10] E. Müller-Hartmann, *Z. Phys. B* **74**, 507 (1989).
 - [11] A. Georges, G. Kotliar, W. Krauth, and M. J. Rozenberg, *Rev. Mod. Phys.* **68**, 13 (1996).
 - [12] T. Pruschke, M. Jarrell, and J. K. Freericks, *Adv. Phys.* **44**, 187 (1995).
 - [13] M. Jarrell, H. Akhlaghpour, and T. Pruschke, *Phys. Rev. Lett.* **70**, 1670 (1993).
 - [14] T. Ohashi, A. Koga, S. Suga, and N. Kawakami, *Phys. Rev. B* **70**, 245104 (2004).
 - [15] A. Koga and P. Werner, *J. Phys. Soc. Jpn.* **79**, 114401 (2010).
 - [16] S. Watanabe, M. Imada, and K. Miyake, *J. Phys. Soc. Jpn.* **75**, 043710 (2006).
 - [17] Y. Saiga, T. Sugibayashi, and D. S. Hirashima, *J. Phys. Soc. Jpn.* **77**, 114710 (2008).
 - [18] Y. Kojima and A. Koga, *JPS Conf. Proc.* **1**, 012106 (2014).
 - [19] V. Kumar, D. Sahoo, and G. Athithan, *Phys. Rev. B* **34**, 6924 (1986).
 - [20] D. Levine and P. Steinhardt, *Phys. Rev. Lett.* **53**, 2477 (1984).
 - [21] M. Kohmoto and B. Sutherland, *Phys. Rev. B* **34**, 3849 (1986).
 - [22] M. Arai, T. Tokihiro, T. Fujiwara, and M. Kohmoto, *Phys. Rev. B* **38**, 1621 (1988).
 - [23] M. Potthoff and W. Nolting, *Phys. Rev. B* **59**, 2549 (1999).
 - [24] S. Okamoto and A. J. Millis, *Phys. Rev. B* **70**, 241104 (2004); S. Okamoto and A. J. Millis, *Nature (London)* **428**, 630 (2004).
 - [25] R. Peters, Y. Tada, and N. Kawakami, *Phys. Rev. B* **88** (2013).
 - [26] R. W. Helmes, T. A. Costi, and A. Rosch, *Phys. Rev. Lett.* **100**, 056403 (2008); M. Snoek, I. Titvinidze, C. Töke, K. Byczuk, and W. Hofstetter, *New J. Phys.* **10**, 093008 (2008); A. Koga, T. Higashiyama, K. Inaba, S. Suga, and N. Kawakami, *J. Phys. Soc. Jpn.* **77**, 073602 (2008); A. Koga, T. Higashiyama, K. Inaba, S. Suga, and N. Kawakami, *Phys. Rev. A* **79**, 013607 (2009).
 - [27] Y. Tada, R. Peters, M. Oshikawa, A. Koga, N. Kawakami, and S. Fujimoto, *Phys. Rev. B* **85**, 165138 (2012).
 - [28] Y. Kuramoto, *Z. Phys. B Condens. Matter* **65**, 29 (1986).
 - [29] N. Bickers, *Rev. Mod. Phys.* **59**, 845 (1987).
 - [30] T. Schork and S. Blawid, *Phys. Rev. B* **56**, 6559 (1997).
 - [31] M. Eckstein and P. Werner, *Phys. Rev. B* **82**, 115115 (2010).
 - [32] E. Gull, A. J. Millis, A. I. Lichtenstein, A. N. Rubtsov, M. Troyer, and P. Werner, *Rev. Mod. Phys.* **83**, 349 (2011).
 - [33] R. Bulla, T. A. Costi, and T. Pruschke, *Rev. Mod. Phys.* **80**, 395 (2008).
 - [34] N. G. de Bruijn, *Ned. Akad. Wetenschap. Proc. Ser. A* **43**, 39, 53 (1981).