

Numerical Continuation of Invariant Solutions of the Complex Ginzburg-Landau Equation

Vanessa López[†]

December 3, 2024

Abstract

We consider the problem of computing solutions of the complex Ginzburg-Landau equation (CGLE) with cubic nonlinearity in 1+1 space-time dimension invariant under the action of the three-dimensional Lie group of symmetries $A(x, t) \rightarrow e^{i\theta} A(x + \sigma, t + \tau)$. From an initial set of such solutions, for a fixed point in the parameter space of the CGLE, we obtain a sequence of new sets of invariant solutions via numerical continuation (homotopy) along paths in the parameter space. The solutions are obtained by solving an underdetermined system of nonlinear algebraic equations resulting from a spectral-Galerkin discretization of the CGLE in both space and time and the use of a path following method.

The set of initial solutions led to distinct, new invariant solutions of the CGLE along the homotopy paths and in the final parameter region. The resulting solutions are unstable, and have multiple modes and frequencies active in their spatial and temporal spectra, respectively. Symmetry gaining / breaking behavior associated mainly with the spatial reflection symmetry $A(x, t) \rightarrow A(-x, t)$ of the CGLE was commonly observed in the parameter regions traversed.

Key Words: invariant solutions, complex Ginzburg-Landau equation, continuous symmetries, numerical continuation, relative periodic orbits

1 Introduction

We consider the problem of numerical computation and deformation of solutions of evolutionary partial differential equations (PDEs) fixed by the action of a Lie group $\Gamma = \Gamma_1 \times \mathbb{R}$

[†]IBM Research, T. J. Watson Research Center, 1101 Kitchawan Road, Route 134, Yorktown Heights, NY, 10598 USA (lopezva@us.ibm.com).

of continuous symmetries of the PDEs, where \mathbb{R} is the group of time translations and Γ_1 is non-trivial. Within this context, such *invariant solutions* are also known as *relative periodic orbits* or *relative time-periodic solutions* of an (autonomous) *equivariant dynamical system*. In this paper, we work with the complex Ginzburg-Landau equation with cubic nonlinearity in 1+1 space-time dimension, with $\Gamma_1 = \mathbb{T}^2 (= S^1 \times S^1)$ – the two-torus. We note, however, that it should be straightforward to apply the methodology described in this paper to other evolutionary parameter-dependent PDEs invariant under the action of a group of continuous transformations.

The complex Ginzburg-Landau equation (CGLE) is a widely studied PDE which has become a model problem for the study of nonlinear evolution equations exhibiting chaotic spatio-temporal dynamics, as well as being of interest in the context of pattern formation. It has applications in various fields, including fluid dynamics and superconductivity. (For details see, for example, [2, 13, 29, 34, 46] and references therein.) Following [31], we consider here the CGLE with cubic nonlinearity in one spatial dimension,

$$\frac{\partial A}{\partial t} = RA + (1 + i\nu)\frac{\partial^2 A}{\partial x^2} - (1 + i\mu)A|A|^2, \quad (1)$$

with periodic boundary conditions

$$A(x, t) = A(x + L_x, t), \quad (2)$$

and spatial period $L_x = 2\pi$. The CGLE also appears in the literature in the form

$$\frac{\partial A}{\partial t} = A + (1 + i\nu)\frac{\partial^2 A}{\partial x^2} - (1 + i\mu)A|A|^2, \quad A(x, t) = A(x + L, t), \quad (3)$$

but note that with a change of variables

$$x \rightarrow \frac{L_x}{L} x, \quad t \rightarrow \left(\frac{L_x}{L}\right)^2 t, \quad A \rightarrow \frac{L_x}{L} A$$

one obtains equation (1), with $R = (L/L_x)^2$. Thus we adopt the formulation (1) without loss of generality and, henceforth, when we refer to *the CGLE* we mean equation (1) with the boundary conditions (2) unless otherwise noted.

Equation (1) describes the time evolution of a complex-valued field $A(x, t)$. The parameters R , ν , and μ in the equation are real. When $R > 0$ there is, in general, nontrivial spatio-temporal behavior and this is therefore the region of interest. The parameters ν and μ are measures of the linear and nonlinear dispersion, respectively [2, 29]. It is known that in the form (1) the CGLE generates a continuous semiflow on a variety of spaces [5, 12, 29, 44].

As will be discussed in detail in Section 2, the CGLE has a three-parameter group $\mathbb{T}^2 \times \mathbb{R}$ of continuous symmetries generated by space-time translations and a rotation of the complex field A . Thus, we focus our study on invariant solutions of the CGLE that satisfy

$$A(x, t) = e^{i\varphi} A(x + S, t + T)$$

for some $(\varphi, S) \in \mathbb{T}^2$ and $T > 0$. Such solutions represent invariant three-tori in the CGLE semiflow. Like in the preceding work [31], the interest here is on invariant solutions of the CGLE having multiple frequencies active in their temporal spectrum, not on single-frequency solutions $A(x, t) = B(x)e^{i\omega t}$ (see, for example, [11, 20, 22]) or generalized traveling waves (also called coherent structures) $A(x, t) = \rho(x - vt)e^{i\phi(x-vt)}e^{i\omega t}$, where ρ and ϕ are real-valued functions and ω is some frequency (see, for example, [2, 7, 34, 45]). In accordance with [31], we seek the desired invariant solutions from those of a system of nonlinear algebraic equations resulting from the use of a spectral-Galerkin discretization of the CGLE in both space and time. (Hence, the method does not fall in the class of multiple-shooting algorithms for computing periodic orbits.) Details concerning the discretization are provided in Section 3.1.

In the present study we work with a set of previously computed invariant solutions of the CGLE for a fixed point (R, ν, μ) in the parameter space of the CGLE [31], and employ numerical continuation to carry solutions of this initial set into solutions in a regime defined by different (fixed) parameter values. Specifically, the new parameter region of interest is obtained by increasing the value of R . However, at times we had to venture into a subspace (of the CGLE parameter space) with varying ν and μ as well. In more detail, we use a path following, or homotopy, method [39] to solve the system of nonlinear algebraic equations resulting from the discretization of the CGLE, with the initial guesses for the nonlinear equations solver provided by the set of solutions from [31]. Since the initial guesses are solutions of the PDE, it is then natural (and typical) to consider parameters of the PDE as continuation (homotopy) parameters. So, although initially this study was not centered around the objective of performing continuation on solutions of the PDE in order to detect bifurcations and associated branches of solutions with breaking or gaining of symmetries, clearly each successful step in the continuation process will yield an invariant solution of the PDE in the parameter regions traversed, and symmetry breaking or gaining behavior may be, and was indeed, uncovered. We describe in detail in Sections 2 and 4 the additional symmetries that are being gained or lost at particular values of the parameters of the CGLE.

The CGLE parameter values considered in [31] were chosen because for them the system exhibits temporal chaos, yet the value of R was such that a relatively small number of spatial

modes could capture the dynamics of the system. The resulting problem sizes made the use of solvers for systems of nonlinear algebraic equations with a wider region of convergence than Newton's method [9, 39], for example, the Levenberg-Marquardt method [28, 33, 37], amenable. In the absence of *very close* initial guesses, use of the aforementioned type of methods resulted in a favorable success rate, while use of Newton's method was not a viable option [31].

Increasing the value of the parameter R , though, leads to an increase in the number of unknowns required to capture well the dynamics of the system, which in turn eventually makes use of the aforementioned successful methods impractical or unfeasible due to memory and other computing requirements, particularly on personal workstations. However, with the availability of very close initial guesses, Newton's method, which is typically used in conjunction with path following methods, would still be a suitable option. We expand on these and other aspects of the numerical methodology employed, including the use of freely available packages to aid in our implementation of the required software, in Section 3. Since the current study stems from that in [31], we include in this paper material from [31] that is needed to make the present account self-contained. The interested reader is referred to the previous work [31] and references therein for further details and discussions on other aspects concerning the CGLE.

A detailed account of results from the current study is provided later on in Section 4. We note here that the set of solutions used as starting points in the path following method correspond to the first 15 solutions listed in the Appendix from [31]; these were selected simply to follow the order listed in said Appendix. The solutions in this initial set were carried from the point $(R, \nu, \mu) = (16, -7, 5)$ in the CGLE parameter space to the regime defined by the values $(R, \nu, \mu) = (100, -7, 5)$. The number of unknowns to solve for ranged between 4,000 and 32,260. Both the number of 15 solutions from [31] and the final point $(R, \nu, \mu) = (100, -7, 5)$ in the CGLE parameter space were chosen because we deemed them to be sufficient to help us gain insight into the structure of the solution space as well as to allow us to evaluate the potential for success of the proposed path following approach for computing invariant solutions of a dynamical system. The initial set of solutions led to distinct, new invariant solutions of the CGLE along the continuation paths and in the final parameter region. The resulting solutions are unstable, and have multiple modes and frequencies active in their spatial and temporal spectra, respectively. The fact that the computed solutions are unstable suggests that they may belong to the set of (infinitely many) unstable periodic orbits embedded in a chaotic attractor [8, 31]. This direction, by itself, is certainly very interesting to pursue in a future study of the dynamics of the CGLE.

Previous studies on the CGLE which employ numerical continuation (mainly with a focus on bifurcation analysis, not necessarily on computation of multiple periodic orbits in fixed parameter regions) include [43], where bifurcations from a stable rotating wave to two-tori were identified. Values of $L_x = 1$ and $R \leq 180$ were considered for the CGLE (1)–(2) in the study [43], giving $L \approx 13.42$ for the maximum length of the spatial period in the formulation (3) of the CGLE. In comparison, the values $L_x = 2\pi$ and $R \leq 100$ in our study yield a maximum value of $L \approx 62.83$ in the formulation (3). In addition, as already indicated, our solutions represent invariant three-tori in the CGLE semiflow. The values of ν and μ used in [43] are different from those used in the current study, but in both cases the parameters belong to the Benjamin-Feir unstable region $1 + \mu\nu < 0$ [46].

Other studies can be found in [36], where transition to chaos from a limit cycle of the CGLE is investigated, [23], in which the bifurcation structure and asymptotic dynamics of even solutions of the CGLE are analyzed, and [30], where numerical continuation is used to study the dynamics of the CGLE in heteroclinic cycles, with a focus on invariant \mathbb{Z}_2 -subspaces. A numerical study on solutions fixed by the spatial reflection, or \mathbb{Z}_2 , symmetry of the CGLE and the stability or instability of such solutions with respect to perturbations that break said symmetry appears in [3], where parameter values of $R = 1.05, 16, 36$ are considered, and a spatial period of $L_x = 2\pi$ was used (the latter being the same as in the current study). The subsequent study [4] considers symmetry-breaking perturbations for solutions fixed by the spatial translation symmetry of the CGLE, for several (discrete) values of the parameter R in the range $[4.2, 80]$. In a more general context, the reader may consult [1, 10, 25, 41, 49] and references therein for information on numerical continuation methods and software. In addition, definitions and results concerning symmetry groups and differential equations with symmetries can be found in [14, 18, 35, 38], and properties of relative equilibria and relative periodic orbits in [15, 26, 27, 47, 48]. We proceed now with details concerning the problem addressed in the present study.

2 Invariant Solutions of the CGLE and their Properties

The CGLE has a number of well known symmetries that are central to its behavior [2]. In particular, equations (1)–(2) have a three-parameter group

$$G = \mathbb{T}^2 \times \mathbb{R} \tag{4}$$

of continuous symmetries generated by space-time translations $x \rightarrow x + \sigma$, $t \rightarrow t + \tau$ and a rotation $A \rightarrow e^{i\theta} A$ of the complex field $A(x, t)$, in addition to being invariant under the

action of the discrete group of transformations $A(x, t) \rightarrow A(-x, t)$ of spatial reflections. In other words, if $A(x, t)$ is a solution of equations (1)–(2), then so are

$$e^{i\theta} A(x, t), \quad (5)$$

$$A(x + \sigma, t), \quad (6)$$

$$A(x, t + \tau), \quad (7)$$

$$A(-x, t), \quad (8)$$

for any $(\theta, \sigma, \tau) \in G$. In the present study it is the group G generated by the continuous symmetries (5)–(7) which enters the problem formulation. Namely, for a given solution $A(x, t)$ of the CGLE, let us consider the isotropy subgroup G_A of G at A ,

$$G_A = \{(\varphi, S, T) \in G \mid A(x, t) = e^{i\varphi} A(x + S, t + T)\}, \quad (9)$$

which consists of elements of the symmetry group $G = \mathbb{T}^2 \times \mathbb{R}$ leaving A invariant. With that in mind, we pose the problem: seek solutions $A(x, t)$ of the CGLE satisfying

$$A(x, t) = e^{i\varphi} A(x + S, t + T), \quad (10)$$

for $(\varphi, S, T) \in G$ also unknown and to be determined. In other words, find orbits $G \cdot A$ of G generated by solutions A of the CGLE which are invariant under the action of some subgroup $G_A \subset G$, that is, $G_A \cdot A = A$. Here, at least one subgroup of G_A generated by an element $(\varphi, S, T) \in G$ is also to be determined.

As is clear from (10), the case $\varphi = S = 0, T > 0$, would result in a time-periodic solution. Within the more general context of the problem of seeking solutions of a dynamical system fixed by an action of its symmetry group which also contains time translation, as is the case resulting from $T > 0$ and nonzero φ or S in (10), such invariant solutions are also referred to as relative time-periodic solutions. Since the solutions sought must satisfy the boundary (space-periodicity) condition (2), it is easy to see that if $S = L_x/q$ for some integer $q > 1$, then $|A(x, t)| = |A(x, t + qT)|$, whereas if both $S = L_x/q$ and $\varphi = 2\pi/q$ for some integer $q > 1$, then $A(x, t) = A(x, t + qT)$ and, therefore, $(0, 0, qT) \in G_A$ (i.e., A is time-periodic, with time period qT).

Notice that if $(\varphi, S, T) \in G_A$, the triples $(j\varphi, jS, jT)$, $j \in \mathbb{Z}$, are also elements of the isotropy subgroup G_A . Hence, (φ, S, T) generates a subgroup of G_A . Thus, the problem that we aim to solve numerically can be described succinctly as follows:

1. Given a point $p_0 = (R_0, \nu_0, \mu_0)$ in the parameter space of the CGLE, find a solution $A_{p_0}(x, t)$ of the CGLE and a generator $(\varphi(p_0), S(p_0), T(p_0))$ of a subgroup of the

isotropy subgroup $G_{A_{p_0}}$, such that condition (10) holds. That is, A_{p_0} is an invariant solution of the CGLE under the action of the subgroup of $G_{A_{p_0}}$ generated by $(\varphi(p_0), S(p_0), T(p_0))$.

2. Then, starting from $p_0 = (R_0, \nu_0, \mu_0)$, vary the point $p = (R, \nu, \mu)$ along a subspace in the parameter space of the CGLE, ending at a point $p_N = (R_N, \nu_N, \mu_N)$, to find a sequence of new invariant solutions $A_p(x, t)$ and generators $(\varphi(p), S(p), T(p))$ of subgroups of their corresponding isotropy subgroups G_{A_p} .

In reference [31] we found 77 distinct solutions (that is, 77 G -orbits generated by distinct invariant solutions) of the CGLE at the point $p_0 = (R_0, \nu_0, \mu_0) = (16, -7, 5)$ of the parameter space of the CGLE, addressing the first part of the problem. Here, we take the first 15 of these solutions, per the listing from the Appendix in [31], and address the second part of the problem. Specifically, using a numerical continuation method (described in Section 3) we find 15 sequences

$$\begin{aligned} \mathcal{A}^{(i)} = \{ & A_{p_k^{(i)}}(x, t); (\varphi(p_k^{(i)}), S(p_k^{(i)}), T(p_k^{(i)})) \mid \\ & p_k^{(i)} = (R_k^{(i)}, \nu_k^{(i)}, \mu_k^{(i)}) \in [9, 100] \times [-7, -2.7] \times [-0.05, 5.98], \quad 0 \leq k \leq N^{(i)}\}, \end{aligned} \quad (11)$$

$i = 1, \dots, 15$, of new invariant solutions (10) of the CGLE and corresponding generators of subgroups of their isotropy subgroups $G_{A_{p_k^{(i)}}}$. In (11), the number $N^{(i)}$ of invariant solutions in a sequence is at least 100 and, for each $i = 1, \dots, 15$, the final point $p_{N^{(i)}}^{(i)}$ in the CGLE parameter space was fixed at $p_{N^{(i)}}^{(i)} = (R_{N^{(i)}}^{(i)}, \nu_{N^{(i)}}^{(i)}, \mu_{N^{(i)}}^{(i)}) = (100, -7, 5)$. Thus, the sequences (11) can be thought of as a deformation of an initial set of distinct G -orbits at $p_0 = (16, -7, 5)$ into a final set of G -orbits at $p_N = (100, -7, 5)$, which in this study are also distinct with the only exception being that the final orbits in the sequences $\mathcal{A}^{(2)}$ and $\mathcal{A}^{(4)}$ at p_N happened to coincide (details are provided in Section 4). Moreover, several of the sequences $\mathcal{A}^{(i)}$ contain solutions with additional interesting symmetries, which we describe in detail later in this section.

Note that the meaning of the space-periodicity boundary condition (2) is that any solution $A(x, t)$ in the class of solutions of the CGLE that we seek has a subgroup in its isotropy subgroup G_A which is generated by $(0, L_x, 0)$. In other words we restrict, a priori, the class of solutions of the CGLE that we look for to the one that contains, at a minimum, solutions with symmetry (2). This allows us to represent $A(x, t)$ as a Fourier series

$$A(x, t) = \sum_{m \in \mathbb{Z}} a_m(t) e^{ik_m x}, \quad (12)$$

where $k_m = 2\pi m/L_x$ denotes the m -th wavenumber in the expansion. From the group-invariance condition (10) it then follows that the complex-valued Fourier coefficient functions $a_m(t)$ in (12) satisfy

$$a_m(t) = e^{i\varphi} e^{ik_m S} a_m(t+T) \quad (13)$$

for all $m \in \mathbb{Z}$. Because of the presence of symmetry (2), the solutions sought can be restricted to those with elements $(\varphi, S, T) \in G$ having $S \in [0, L_x)$.

Moreover, since the CGLE is invariant under the action of the group \mathbb{Z}_2 of spatial reflections $A(x, t) \rightarrow A(-x, t)$, to any solution $A(x, t)$ of the CGLE having $(0, L_x, 0)$ and (φ, S, T) as generators of subgroups of the isotropy subgroup G_A (defined in (9)) there corresponds a solution $\tilde{A}(x, t) := A(-x, t)$ having $(0, L_x, 0)$ and $(\varphi, L_x - S, T)$ as generators of subgroups of the isotropy subgroup $G_{\tilde{A}}$. This can be seen from the chain of equalities

$$\begin{aligned} \tilde{A}(x, t) &:= A(-x, t) &= e^{i\varphi} A(-x + S, t + T) &\quad \text{by (10)} \\ &= e^{i\varphi} \tilde{A}(x - S, t + T) &&\quad \text{by definition of } \tilde{A} \\ &= e^{i\varphi} \tilde{A}(x + (L_x - S), t + T) &&\quad \text{by (2)}. \end{aligned} \quad (14)$$

To express the above in a more symmetric form, let us introduce $\delta = |L_x/2 - S|$. Then, if $A(x, t)$ is a solution of the CGLE having $(0, L_x, 0)$ and $(\varphi, L_x/2 \pm \delta, T)$ as generators of subgroups of the isotropy subgroup G_A , the solution $\tilde{A}(x, t) := A(-x, t)$ has $(0, L_x, 0)$ and $(\varphi, L_x/2 \mp \delta, T)$ as generators of subgroups of the isotropy subgroup $G_{\tilde{A}}$. We shall call the solutions $(A; \varphi, L_x/2 \pm \delta, T)$ and $(\tilde{A}; \varphi, L_x/2 \mp \delta, T)$, as well as their corresponding orbits $G \cdot A$ and $G \cdot \tilde{A}$, *conjugate* to each other under the (involutive) action of the group \mathbb{Z}_2 of spatial reflection symmetry of the CGLE.

Now, while invariance of solutions of the CGLE other than that defined by (10) and (2) was not initially sought in the present study, it is clearly not excluded in the problem formulation (9)–(10). The CGLE may admit solutions having symmetries other than (or in addition to) that defined by (10) and several of the solutions resulting from our study do have additional symmetries. Thus, in what follows we discuss some such symmetries and their properties. We emphasize that our treatment on additional types of symmetries exhibited by solutions of the CGLE is not exhaustive, but rather inclusive of material relevant to the discussion on our results in Section 4.

For instance, there may exist solutions of the CGLE satisfying

$$A(x, t) = e^{i2\pi/l} A(x + L_x/l, t), \quad \text{for some } l \in \mathbb{N}, l > 1, \quad (15)$$

$$A(x, t) = A(-x + 2c_1, t) \quad \text{for some } c_1 \in \mathbb{R}, \quad (16)$$

$$A(x, t) = -A(-x + 2c_2, t) \quad \text{for some } c_2 \in \mathbb{R}. \quad (17)$$

Note that (15) describes solutions fixed by a composition of the actions (6) and (5), and gives $(2\pi/l, L_x/l, 0)$ as one generator of a subgroup of G_A . From (15) it is also clear that the absolute value of such a solution has spatial period of L_x/l . Furthermore, by substituting condition (15) into the Fourier series expansion (12) it follows that the Fourier coefficient functions $a_m(t)$ of a solution with symmetry (15) satisfy

$$a_m(t) = \begin{cases} \text{nonzero} & \text{if } m \in \{l\tilde{m} - 1, \tilde{m} \in \mathbb{Z}\} \\ 0 & \text{otherwise.} \end{cases} \quad (18)$$

Symmetries (16) and (17) describe solutions that are, respectively, even about $x = c_1$ or odd about $x = c_2$ for some real numbers c_1, c_2 . (These solutions are fixed by a composition of the actions (8), (6), and (5).) From (16) and the periodic boundary condition (2) it follows that a solution even about $x = c_1$ is also even about $x = c_1 + L_x/2$; similarly a solution odd about $x = c_2$ is also odd about $x = c_2 + L_x/2$. The Fourier coefficient functions $a_m(t)$ in (12) of a solution even about $x = c_1$ satisfy

$$a_{-m}(t) = a_m(t) e^{ik_m 2c_1}, \quad m = 0, 1, 2, \dots, \quad (19)$$

whereas for a solution odd about $x = c_2$ one has

$$a_{-m}(t) = -a_m(t) e^{ik_m 2c_2}, \quad m = 0, 1, 2, \dots. \quad (20)$$

From (18), (19), and (20) it follows that restricting the search for solutions to those possessing symmetries (15), (16), or (17) would lead to a reduction in the number of unknowns. As already mentioned, though, we do not make such a restriction in order to allow for a more general set of solutions. Finally, we point out that a solution having both symmetries (15) and (16) also satisfies

$$A(-x + 2(c_1 + L_x/(2l)), t) = e^{i2\pi/l} A(x, t). \quad (21)$$

In particular, note that a solution satisfying (15) for $l = 2$ and which is even about $x = c_1$ is also odd about $x = c_2 = c_1 + L_x/4$.

For a solution satisfying (10) and (15) it follows that $(\varphi - 2\pi/l, S - L_x/l, T)$ is another generator of a subgroup of G_A . In particular, if it happens that for such a solution one has $S = L_x/l$, then $|A(x, t)| = |A(x, t + T)|$ is satisfied, whereas if both $S = L_x/l$ and $\varphi = 2\pi/l$, then $A(x, t) = A(x, t + T)$ also holds. As for invariant solutions (10) that also possess symmetry (16), note that, for each $m = 0, 1, 2, \dots$,

$$\begin{aligned} a_{-m}(t) &= e^{i\varphi} e^{-ik_m S} a_{-m}(t + T) && \text{by (13)} \\ &= e^{i\varphi} e^{-ik_m S} a_m(t + T) e^{ik_m 2c_1} && \text{by (19).} \end{aligned} \quad (22)$$

On the other hand, for each $m = 0, 1, 2, \dots$,

$$\begin{aligned} a_{-m}(t) &= a_m(t) e^{ik_m 2c_1} && \text{by (19)} \\ &= e^{i\varphi} e^{ik_m S} a_m(t+T) e^{ik_m 2c_1} && \text{by (13).} \end{aligned} \quad (23)$$

From (22) and (23) it follows that we must have $e^{-ik_m S} = e^{ik_m S}$ for all $m \in \mathbb{Z}$, which holds whenever S is an integer multiple of $L_x/2$ (recall that $k_m = 2\pi m/L_x$). The case for invariant solutions (10) with the additional symmetry (17) is analogous. Therefore, solutions satisfying (10) which also posses symmetries (16) or (17) exist in subspaces of the solution space $(A; \varphi, S, T)$ for which either $S = 0$ or $S = L_x/2$ (since, by the periodic boundary conditions (2), S can be restricted to be in the interval $[0, L_x)$).

To illustrate some of the aforementioned symmetries of solutions of the CGLE, Figures 1–2 display several plots that aid in visualizing the invariant properties. Figure 1 shows a solution of the CGLE having symmetry (10), but none of (15)–(17). This solution belongs to the sequence $\mathcal{A}^{(5)}$ (see (11)) resulting from the numerical continuation process to be described in Section 3, that is, from the continuation path for the sequence listed with id 5 in Tables 1–2. The time evolution, represented as curves on the plane with coordinates defined by the real part $\Re(A)$ and imaginary part $\Im(A)$ of the solution $A(x, t)$ at different times within the interval $[0, T]$, is depicted in Figures 1a–1d. The excitation of multiple temporal frequencies is apparent from these curves. For single-frequency solutions $A(x, t) = B(x)e^{i\omega t}$ or generalized traveling waves $A(x, t) = \rho(x - vt)e^{i\phi(x-vt)}e^{i\omega t}$ (where ω is some single frequency), plots of this kind would show, except for a rotation, the same curve at each point in time. Therefore it is clear that the solution depicted in Figures 1a–1d is not of either of these single-frequency types. Note also that the curve at time $t = T$ differs only by a rotation from that at time $t = 0$ due to the rotation of the complex field $A(x, 0) \rightarrow e^{i\varphi} A(x + S, T)$. Repeated patterns resulting from invariance due to time periodicity and the nonzero space translation S is better observed from surface plots of the absolute value $|A|$ of $A(x, t)$ over several space and time periods, as in Figure 1e.

A solution possessing all of the symmetries (15)–(17), in addition to the symmetry (10), is shown in Figure 2. The plots represent a solution which belongs to the sequence of solutions under id 15 in Tables 1–3, computed at the point $(R, \nu, \mu) = (100, -7, 5)$ of the CGLE parameter space. Surface plots of the real part $\Re(A)$, imaginary part $\Im(A)$, and absolute value $|A|$ of the solution $A(x, t)$ are shown in Figures 2a–2c, where $(x, t) \in [0, 2L_x] \times [0, 2T]$, that is, the surfaces are plotted over two space and two time periods. For this solution, symmetry (15) holds with $l = 2$. Since, in addition, the solution is even about $x = \tilde{m}L_x/4$, for $\tilde{m} \in \mathbb{Z}$ odd, it follows from (21) that the solution is also odd about

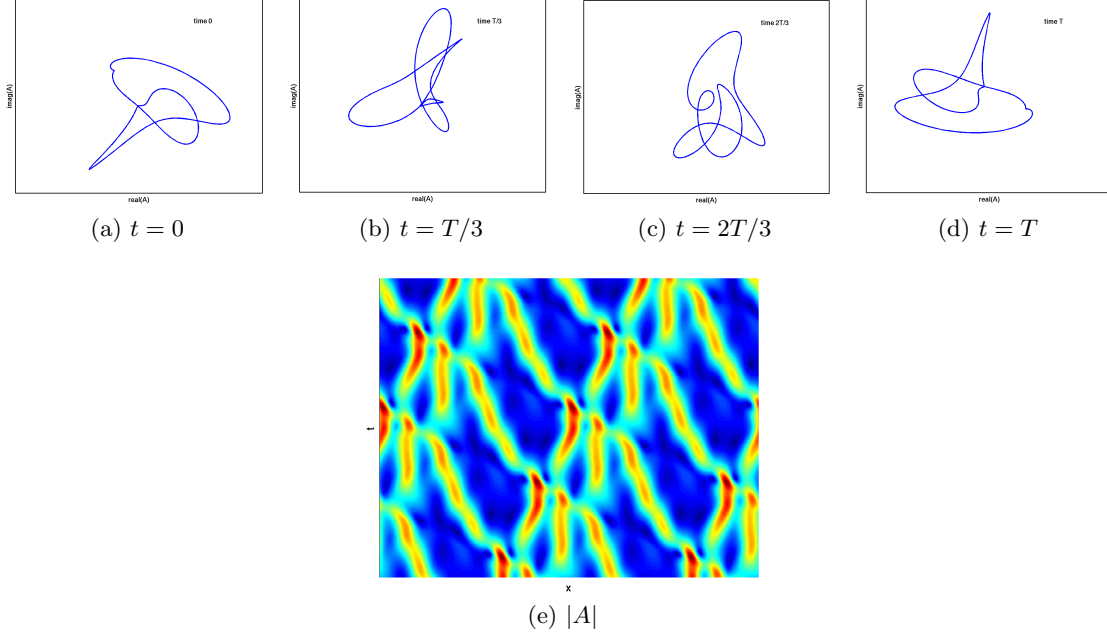


Figure 1: Solution having symmetry (10), with $T > 0$ and nonzero φ and S .

$x = (\tilde{m} + 1)L_x/4$. Finally, the absolute value of the solution has spatial period $L_x/2$ and is time-periodic, with period T . As seen in Figures 2a–2d, pattern similarities in both space and time are easily observed in the presence of the additional symmetries (15)–(17).

We conclude this section by noting the following fact. Suppose that for some $(\tilde{\varphi}, c, \tilde{T}) \in G$, where G is the group of continuous symmetries of the CGLE (refer to (4)), a solution $A(x, t)$ of the CGLE satisfies

$$A(x, t) = e^{i\tilde{\varphi}} A(-x + c, t + \tilde{T}). \quad (24)$$

The right-hand side of (24) is the result of the (left) action on $A(x, t)$ of the composition $(\tilde{\varphi}, c, \tilde{T}) \circ (x \rightarrow -x)$, and after a (left) action of said composition on both sides of (24) one obtains that

$$\begin{aligned} A(x, t) &= e^{i\tilde{\varphi}} A(-x + c, t + \tilde{T}) \\ &= e^{i2\tilde{\varphi}} A(x, t + 2\tilde{T}). \end{aligned} \quad (25)$$

Hence $(2\tilde{\varphi}, 0, 2\tilde{T}) \in G_A$, where G_A is the isotropy subgroup defined in (9). Also, note that we have

$$[(\tilde{\varphi}, c, \tilde{T}) \circ (x \rightarrow -x)]^2 = (2\tilde{\varphi}, 0, 2\tilde{T}) \in G,$$

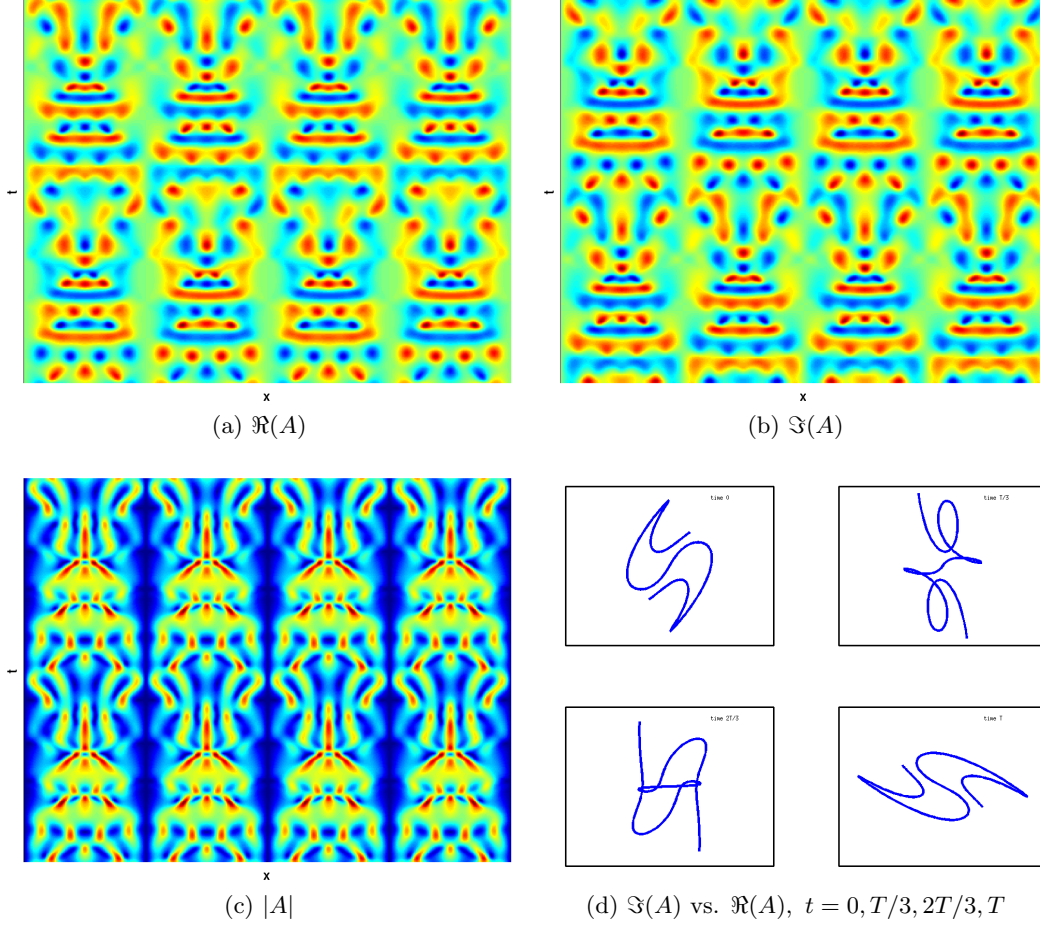


Figure 2: Solution having symmetries (15), for $l = 2$, (16), and (17), in addition to (10).

for any element $(\tilde{\varphi}, c, \tilde{T})$ in the group G of continuous symmetries of the CGLE. Conversely, let $(\tilde{\varphi}, 0, \tilde{T}) \in G_A$ for some solution $A(x, t)$ of the CGLE. Then we have

$$[(\tilde{\varphi}/2 + k\pi, c, \tilde{T}/2) \circ (x \rightarrow -x)]^2 = (\tilde{\varphi}, 0, \tilde{T})$$

for every $k \in \mathbb{Z}$ and $c \in \mathbb{R}$. Therefore, solutions of the CGLE with symmetry (24) do possess symmetry (10) of the type we seek, and, conversely, a solution with symmetry (10) may also possess the additional symmetry (24). An example of solutions having both symmetries (10) and (24) is described in Section 4 (cf. Figure 8). Such solutions appeared in the continuation path for the sequence listed with id 13 in Tables 1–3, that is, in the sequence $\mathcal{A}^{(13)}$ (see (11)).

Finally, note that if a solution $A(x, t)$ of the CGLE having symmetry (10) for $S = 0$ or

$S = L_x/2$ also satisfies

$$A(x, t) = e^{i\hat{\varphi}} A(-x + \hat{c}, t) \quad (26)$$

for some real numbers $\hat{\varphi}$ and \hat{c} (an example being solutions with the additional symmetry (16), where $\hat{\varphi} = 0$, or with the additional symmetry (17), for which $\hat{\varphi} = \pi$), then

$$A(x, t) = e^{i(\hat{\varphi}+2\varphi)} A(-x + \hat{c}, t + 2T).$$

That is, such solution A also has symmetry (24). Therefore, one should expect to find solutions having both symmetries (10) and (24) in subspaces of the space of solutions $(A; \varphi, S, T)$ for which either $S = 0$, by (25), or $S \in \{0, L_x/2\}$, if symmetry (26) is also present.

3 Numerical Method

As noted in Section 1, having computed previously in [31] a set of invariant solutions of the CGLE for fixed values of the parameters (R, ν, μ) , the goal is now to employ numerical continuation to carry solutions of this initial set into solutions in a regime defined by a different set of (fixed) parameter values (R, ν, μ) . The methodology used towards this end is explained next.

3.1 Discretization

We employ the same discretization as in the preceding work [31], namely, the use of Fourier series expansions in both space and time to derive an underdetermined system of nonlinear algebraic equations from which invariant solutions of the CGLE are sought. Sections 3.1.1–3.1.2 summarize material from [31] relevant to the present study, in particular, the derivation of the aforementioned underdetermined system, some of its properties, and those of its Jacobian matrix.

3.1.1 Derivation of Nonlinear Algebraic Equations

Since the boundary conditions (2) are periodic in x , we use the spatial Fourier series (12) and substitute into the CGLE (1) to obtain an infinite system of ordinary differential equations (ODEs),

$$\frac{da_m}{dt} = Ra_m - k_m^2(1 + i\nu)a_m - (1 + i\mu) \sum_{m_1+m_2-m_3=m} a_{m_1}a_{m_2}a_{m_3}^*, \quad (27)$$

for the complex-valued functions $a_m(t)$. Under this transformation the symmetries (5)–(8) of equations (1)–(2) become symmetries of (27). Thus, if $\mathbf{a}(t) = (a_m(t))$ is a solution of the

system of ODEs (27), then so are

$$(e^{i\theta} a_m(t)), \quad (28)$$

$$(e^{im\sigma} a_m(t)), \quad (29)$$

$$(a_m(t + \tau)), \quad (30)$$

$$(a_{-m}(t)), \quad (31)$$

for any $(\theta, \sigma, \tau) \in \mathbb{T}^2 \times \mathbb{R}$. In particular, (28) and (29) say that the ODEs (27) are invariant under the \mathbb{T}^2 -action

$$(\theta, \sigma) \cdot (a_m(t)) = (e^{i\theta} e^{im\sigma} a_m(t)).$$

In our computations we work with the spectral-Galerkin projection obtained by fixing an even number N_x and truncating the expansion (12) to include the indices m with $-N_x/2 + 1 \leq m \leq N_x/2 - 1$, considering only the corresponding finite number of ODEs from (27). Much accumulated theory and computation shows that for sufficiently large N_x the behavior of this truncation captures the essential features of the dynamics of (1)–(2) [12, 21]. The system of $N_x - 1$ complex ODEs resulting from the Galerkin projection has the same symmetries (28)–(31) as the infinite system. The \mathbb{T}^2 -action is linear on the finite-dimensional space \mathbb{C}^{N_x-1} , with a group element $(\theta, \sigma) \in \mathbb{T}^2$ acting via multiplication by the unitary matrix $\text{diag}(e^{i\theta} e^{im\sigma})$, where it is understood that the indexing is by increasing value of m , that is, $m = -N_x/2 + 1, \dots, N_x/2 - 1$. Henceforth this ordering is assumed whenever applicable.

From the condition (10) defining an invariant solution of the CGLE, it follows that the corresponding solution $\mathbf{a}(t)$ of the system of ODEs (27) satisfies

$$a_m(t) = e^{i\varphi} e^{ik_m S} a_m(t + T) \quad (32)$$

for all m and t (and where φ, S, T are to be determined). In seeking the desired solutions $\mathbf{a}(t)$ of the system of ODEs (27) we use the ansatz

$$a_m(t) = e^{-i\frac{\varphi}{T}t} e^{-ik_m \frac{S}{T}t} \sum_n \hat{a}_{m,n} e^{i\omega_n t}, \quad (33)$$

where $\omega_n = 2\pi n/T$ denotes the n -th frequency in the expansion, and work with the Galerkin projection obtained by fixing an even number N_t , so that the summation index in (33) runs over the range $-N_t/2 + 1 \leq n \leq N_t/2 - 1$. The functions $a_m(t)$ defined by (33) solve the equations (32) and hence are an appropriate representation for solutions of the system of ODEs. Substituting the ansatz (33) into the truncated system of ODEs (27) results in a

system of nonlinear algebraic equations,

$$\begin{aligned} i \left(\frac{2\pi n}{T} - \frac{\varphi}{T} - k_m \frac{S}{T} \right) \hat{a}_{m,n} &= R \hat{a}_{m,n} - k_m^2 (1 + i\nu) \hat{a}_{m,n} \\ &- (1 + i\mu) \sum_{m_1+m_2-m_3=m} \left(\sum_{n_1+n_2-n_3=n} \hat{a}_{m_1,n_1} \hat{a}_{m_2,n_2} \hat{a}_{m_3,n_3}^* \right), \end{aligned} \quad (34)$$

for the complex Fourier coefficients $\{\hat{a}_{m,n}\}$ and elements (φ, S, T) of the isotropy subgroup (9). Therefore, (34) is an underdetermined system of $(N_x - 1)(N_t - 1)$ complex equations in $(N_x - 1)(N_t - 1)$ complex unknowns plus three real unknowns or, after splitting the equations into their real and imaginary parts, $2(N_x - 1)(N_t - 1)$ real equations in $2(N_x - 1)(N_t - 1) + 3$ real unknowns. Solutions of this system of equations will give the desired solutions of the truncated system of ODEs via the expansion (33). We note here that with the introduction of the ansatz (33), which is equivalent to restricting further the class of solutions we look for to the ones of form (33), the symmetry group $G = \mathbb{T}^2 \times \mathbb{R}$ of (1) and (27) descends to the symmetry group $\mathbb{T}^3 = \mathbb{T}^2 \times \mathbb{S}^1$ of (34), acting on the space $(\{\hat{a}_{m,n}\}, \varphi, S, T)$ of solutions of (34). Henceforth, by a slight abuse of notation, we refer to both symmetry groups $\mathbb{T}^2 \times \mathbb{R}$ and \mathbb{T}^3 as G .

For convenience, we separate (34) into its linear and nonlinear parts and write it as

$$\mathbf{F}(\hat{\mathbf{a}}, \varphi, S, T) = \mathbf{F}_L(\hat{\mathbf{a}}, \varphi, S, T) + \mathbf{F}_{NL}(\hat{\mathbf{a}}) = \mathbf{0}, \quad (35)$$

where $\hat{\mathbf{a}}$ is a vector with components given by the coefficients $\{\hat{a}_{m,n}\}$, the vector $\mathbf{F}_L(\hat{\mathbf{a}}, \varphi, S, T)$ has components given by

$$\left(i \left(\frac{2\pi n}{T} - \frac{\varphi}{T} - k_m \frac{S}{T} \right) - R + k_m^2 (1 + i\nu) \right) \hat{a}_{m,n},$$

and $\mathbf{F}_{NL}(\hat{\mathbf{a}})$ is a vector with components given by

$$(1 + i\mu) \sum_{m_1+m_2-m_3=m} \left(\sum_{n_1+n_2-n_3=n} \hat{a}_{m_1,n_1} \hat{a}_{m_2,n_2} \hat{a}_{m_3,n_3}^* \right).$$

Note that the components of $\mathbf{F}_{NL}(\hat{\mathbf{a}})$ are simply the coefficients in the truncated Fourier series expansion (in both space and time) of the function $(1 + i\mu)A|A|^2$. Furthermore, in defining the vector $\hat{\mathbf{a}}$ (and similarly for \mathbf{F}_L and \mathbf{F}_{NL}) we are implicitly assigning an ordering on the coefficients $\{\hat{a}_{m,n}\}$ that uniquely determines an index for the components of $\hat{\mathbf{a}}$. Henceforth, such a convention should be understood whenever applicable. Finally, we will use the notation in (35) to denote both the system of complex equations (34) and the

system obtained by splitting (34) into its real and imaginary parts, as it should be clear from the context which case applies.

The symmetries (28)–(31) of the system of ODEs (27) induce symmetries of the system of nonlinear algebraic equations (34). Note that if $(\{\hat{a}_{m,n}\}, \varphi, S, T)$ is a solution of $\mathbf{F} = \mathbf{0}$, then for any $(\theta, \sigma, \tau) \in \mathbb{T}^3$

$$(\{e^{i\theta}\hat{a}_{m,n}\}, \varphi, S, T), \quad (36)$$

$$(\{e^{im\sigma}\hat{a}_{m,n}\}, \varphi, S, T), \quad (37)$$

$$(\{e^{in\tau}\hat{a}_{m,n}\}, \varphi, S, T), \quad (38)$$

$$(\{\hat{a}_{-m,n}\}, \varphi, -S, T), \quad (39)$$

are also solutions. From the continuous symmetries (36)–(38), it follows that the set of solutions of $\mathbf{F} = \mathbf{0}$ splits into orbits $\mathcal{O}_{(\hat{\mathbf{a}}, \varphi, S, T)}$ of the symmetry group \mathbb{T}^3 ,

$$\mathcal{O}_{(\hat{\mathbf{a}}, \varphi, S, T)} := \{(\theta, \sigma, \tau) \cdot (\hat{\mathbf{a}}, \varphi, S, T) \mid (\theta, \sigma, \tau) \in \mathbb{T}^3\}, \quad (40)$$

where the action of \mathbb{T}^3 on a point $(\hat{\mathbf{a}}, \varphi, S, T)$ is defined by

$$(\theta, \sigma, \tau) \cdot (\hat{\mathbf{a}}, \varphi, S, T) = (\{e^{i\theta}e^{im\sigma}e^{in\tau}\hat{a}_{m,n}\}, \varphi, S, T). \quad (41)$$

That is, \mathbb{T}^3 acts on $\hat{\mathbf{a}}$ via multiplication by the matrix $\text{diag}(e^{i\theta}e^{im\sigma}e^{in\tau})$, and it acts trivially on (φ, S, T) . Finally we note that, for the system of nonlinear algebraic equations (34), the transformation (39) induced by (8) maps a solution

$$(\{\hat{a}_{m,n}\}, \varphi, L_x/2 \pm \delta, T) \quad (42)$$

of (34) to another (conjugate) solution

$$(\{\hat{a}_{-m,n+m}\}, \varphi, L_x/2 \mp \delta, T) \quad (43)$$

of (34), where, again, $\delta = |L_x/2 - S|$. (Refer to the paragraph containing (14).) We now proceed with a brief discussion concerning the Jacobian matrix of the system (34).

3.1.2 Jacobian Matrix

One can see from the system of equations (35) that, although the individual components of the Jacobian matrix of \mathbf{F} coming from the discretized linear terms $\mathbf{F}_L(\hat{\mathbf{a}}, \varphi, S, T)$ in the CGLE are easily computed, such is not the case for those arising from the discretization of the nonlinear terms $\mathbf{F}_{NL}(\hat{\mathbf{a}})$. Hence explicit computation of the full Jacobian matrix from (34) would be cumbersome. However, matrix-vector products with the Jacobian matrix of \mathbf{F}

can be computed efficiently for the problem at hand. We proceed to review the calculation of this matrix-vector product since, as will be discussed in Section 3.2.1, it is an essential feature of the Newton step computation employed in the numerical continuation process.

Let $J_{\hat{\mathbf{a}}}$ denote the matrix whose columns correspond to derivatives of \mathbf{F} with respect to the real and imaginary parts of the unknowns $\{\hat{a}_{m,n}\}$, and let $\hat{\mathbf{v}}$ be a vector with components given by the coefficients in the truncated Fourier series expansion of a function $V(x, t)$. Assume that $J_{\hat{\mathbf{a}}}$ is evaluated at a given point $(\hat{\mathbf{a}}, \varphi, S, T)$. The product $J_{\hat{\mathbf{a}}} \hat{\mathbf{v}}$ can then be computed as¹

$$J_{\hat{\mathbf{a}}} \hat{\mathbf{v}} = \mathbf{D}\mathbf{F}_{\text{L}}(\hat{\mathbf{v}}, \varphi, S, T) + \mathbf{D}\mathbf{F}_{\text{NL}}(\hat{\mathbf{a}}, \hat{\mathbf{v}}), \quad (44)$$

where $\mathbf{D}\mathbf{F}_{\text{L}}(\hat{\mathbf{v}}, \varphi, S, T) \equiv \mathbf{F}_{\text{L}}(\hat{\mathbf{v}}, \varphi, S, T)$ (as defined in (35)) and $\mathbf{D}\mathbf{F}_{\text{NL}}(\hat{\mathbf{a}}, \hat{\mathbf{v}})$ is a vector with components given by the coefficients in the truncated Fourier series expansion (in both space and time) of $(1 + i\mu)(A^2 V^* + 2|A|^2 V)$. This matrix-vector product operation follows from the discretization (analogous to that used for the CGLE) of the first variational derivative of equation (1),

$$\frac{\partial V}{\partial t} = RV + (1 + i\nu) \frac{\partial^2 V}{\partial x^2} - (1 + i\mu)(A^2 V^* + 2|A|^2 V).$$

Furthermore, as can be seen from system (34), the operation of computing a matrix-vector product with the columns of the Jacobian matrix of \mathbf{F} corresponding to the derivatives with respect to φ , S , and T poses no difficulty.

It follows then that matrix-vector products with the Jacobian matrix of \mathbf{F} can be easily computed without the need of explicitly calculating the (full) Jacobian. Note also from (35) that the portion of the Jacobian matrix coming from the discretized linear terms $\mathbf{F}_{\text{L}}(\hat{\mathbf{a}}, \varphi, S, T)$ in the CGLE is a block diagonal matrix, with 2×2 blocks, whose components are easily computed. Hence, solving linear systems with this block diagonal matrix poses no complications. This is advantageous since, as will be discussed in Section 3.2.1, this block diagonal matrix provides an effective preconditioner for some of the matrix-free iterative methods [19, 24] when solving linear systems having the Jacobian as coefficient matrix for the problem at hand.

Now recall that, split into its real and imaginary parts, the system $\mathbf{F} = \mathbf{0}$ is an underdetermined system with three more unknowns than the number of equations. Thus, the kernel of the Jacobian matrix of \mathbf{F} , $\ker(J)$, is at least three-dimensional. From the \mathbb{T}^3 -invariance of \mathbf{F} (due to the symmetries (36)–(38)), one obtains three linearly independent vectors in

¹Note that in the right-hand side of (44) we are actually using $\hat{\mathbf{v}}$ to denote a vector with the *complex* numbers $\{\hat{v}_{m,n}\}$ as components, whereas in the left-hand side of (44) $\hat{\mathbf{v}}$ denotes a vector with *real* components that are the real and imaginary parts of the coefficients $\{\hat{v}_{m,n}\}$. We make use of this slight abuse of notation in this paper since the intended meaning should be clear from the context.

$\ker(J)$ at a solution $(\hat{\mathbf{a}}, \varphi, S, T)$ of $\mathbf{F} = \mathbf{0}$. Such vectors result from a basis for the space of infinitesimal generators of the action (41) of \mathbb{T}^3 on the point $(\hat{\mathbf{a}}, \varphi, S, T)$, which can be obtained as

$$\begin{aligned}\hat{\mathbf{v}}_1 &:= \left. \frac{d}{d\theta} \left(\{e^{i\theta} \hat{a}_{m,n}\}, \varphi, S, T \right) \right|_{\theta=0} = (\{i \hat{a}_{m,n}\}, 0, 0, 0), \\ \hat{\mathbf{v}}_2 &:= \left. \frac{d}{d\sigma} \left(\{e^{im\sigma} \hat{a}_{m,n}\}, \varphi, S, T \right) \right|_{\sigma=0} = (\{im \hat{a}_{m,n}\}, 0, 0, 0), \\ \hat{\mathbf{v}}_3 &:= \left. \frac{d}{d\tau} \left(\{e^{in\tau} \hat{a}_{m,n}\}, \varphi, S, T \right) \right|_{\tau=0} = (\{in \hat{a}_{m,n}\}, 0, 0, 0).\end{aligned}$$

Split into real and imaginary parts, the above vectors $\hat{\mathbf{v}}_1$, $\hat{\mathbf{v}}_2$, and $\hat{\mathbf{v}}_3$ are in $\ker(J)$ at a solution $(\hat{\mathbf{a}}, \varphi, S, T)$ of $\mathbf{F} = \mathbf{0}$. Note, in particular, that the matrix $J_{\hat{\mathbf{a}}}$ (refer to (44)), whose columns correspond to derivatives of \mathbf{F} with respect to the real and imaginary parts of the unknowns $\{\hat{a}_{m,n}\}$, is singular at a solution of $\mathbf{F} = \mathbf{0}$. We will come back to this point in Section 3.2.1, where the computation of the Newton step is addressed. This concludes the discussion on the discretization; details related to the numerical continuation procedure now follow.

3.2 Numerical Continuation of Solutions

The numerical continuation was done using the Library of Continuation Algorithms (LOCA) software package [41], specifically with the aid of the continuation algorithms provided to track steady state solutions of discretized PDEs as a function of a single parameter. Although we are not computing steady state solutions in this study, it is clear that this feature provides the capability of solving a system of nonlinear algebraic equations using numerical continuation. We thus take advantage of this feature, particularly to handle the step size control in the continuation parameter.

Newton's method is used to solve the system of nonlinear algebraic equations in the numerical continuation process, and the user must supply the LOCA package with a routine for computing the Newton step. That is, the user must provide a routine that solves a linear system having as coefficient matrix the Jacobian of the system of nonlinear algebraic equations. For this purpose, we employed iterative methods for solving linear systems [19, 24], specifically solvers for linear systems from the Meschach software package [42]. For further efficiency in the calculations, we used POSIX threads (pthreads) programming [32] in our routines, taking thus advantage of the multiple cores available nowadays in personal workstations. Relevant details about this Newton step computation are provided next, in Section 3.2.1. Finally, the computation of the nonlinear terms \mathbf{F}_{NL} in (35) and $\mathbf{D}\mathbf{F}_{\text{NL}}$ in

(44), needed, respectively, for the evaluation of \mathbf{F} and that of the product of the Jacobian matrix and a vector, was done using the FFTW software package [16].

3.2.1 Newton Step Computation

Rather than augmenting the system (34) with an additional set of equations in order to work with an equal number of equations and unknowns, as was done in the preceding study [31], we work with the underdetermined system (34) and consider here a Newton step defined from the Moore-Penrose inverse [6], which yields a minimum norm solution of the system of linear equations with the underdetermined Jacobian as coefficient matrix, and is one technique used in numerical continuation methods [1, 49]. Instead of computing the desired Newton step directly from the linear system having the underdetermined Jacobian as coefficient matrix, though, we premultiply the linear system with a matrix composed of a subset of the columns of the Jacobian so that a numerical solution for the problem at hand may be obtained in a more efficient manner, as explained next.

Let J be a $p \times q$ matrix, $p < q$, and assume J has rank p , and let b be a vector of size $q \times 1$. Recall that the minimum norm solution z of the system of linear equations²

$$Jz = b \tag{45}$$

given by the Moore-Penrose inverse is [1]

$$z = J^T(JJ^T)^{-1}b. \tag{46}$$

Computing the solution z from (46) thus requires the solution of a linear system having JJ^T as coefficient matrix. As is well known, the numerical solution of a system of linear algebraic equations may be obtained using a variety of methods, either direct [17] or iterative ones [19, 24]. A main distinction between these two classes of methods is that the use of direct methods explicitly requires the availability of the coefficient matrix, whereas for iterative methods what is needed is the ability to perform matrix-vector products with the coefficient matrix. Hence, iterative methods are an attractive option when explicit computation of the coefficient matrix is not feasible or is inconvenient, and multiplication with the coefficient matrix and a vector can be performed (efficiently) without explicit computation of the coefficient matrix. As discussed in Section 3.1.2, the latter applies to the problem at hand. Therefore we considered the use of iterative methods, in particular the generalized

²The components of the Jacobian matrix in our computations are real, hence our use of the terms *transpose* and *symmetric* when referring to the matrix J in the discussion that follows, instead of the more general terms *conjugate transpose* and *Hermitian*.

minimal residual (GMRES) method [19, 24, 40] due to its robustness and suitability for non-symmetric systems. Since the matrix JJ^T in (46) is symmetric we also explored the possibility of using the conjugate gradient (CG) method for symmetric systems [19, 24], but, as will be discussed below, the GMRES method was a more suitable option for our problem.

The convergence behavior of iterative methods for solving linear systems is dependent on the method as well as on various other factors, for example, certain properties of the coefficient matrix or the problem from which the linear system is derived. In the case of the GMRES method, one desirable property for fast convergence is for the eigenvalues of the coefficient matrix to be clustered around a few values, away from zero [19, 24]. Another important issue is that the use of iterative methods for solving linear systems typically requires the use of a preconditioner in order to perform efficiently. Generally speaking, preconditioning refers to multiplying the linear system (on the left or right) by a matrix such that the resulting system has the properties needed for optimal or enhanced performance of the particular method under consideration (and yields a solution for the unpreconditioned (i.e., original) linear system). For thorough treatments on iterative methods for solving linear systems, the interested reader is referred to [19, 24] and references therein, since it is outside the scope of this paper to provide a review on the topic. We restrict ourselves to a brief discussion on the behavior resulting from the use of the GMRES and CG methods for the problem at hand.

Figure 3 depicts the typical convergence behavior exhibited by the GMRES and CG methods when used to compute the solution of systems of linear equations having as coefficient matrix the Jacobian of the system (34) of nonlinear algebraic equations, after splitting the equations into their real and imaginary parts. In the figure, J denotes the underdetermined Jacobian matrix of the system (34), J_s represents a square, non-singular matrix composed of a subset of columns of J , the preconditioner D_B is the Jacobian matrix of the discretized linear terms \mathbf{F}_L (35), with columns corresponding to the derivatives with respect to the real and imaginary parts of the unknowns $\{\hat{a}_{m,n}\}$ (it is a block diagonal matrix), and the preconditioner D is a diagonal matrix having the diagonal elements of JJ^T on its diagonal. As can be seen from Figure 3, suitable convergence behavior results only from the use of GMRES with $D_B^{-1}J_s$ as coefficient matrix (i.e., the use of GMRES to solve linear systems with J_s as coefficient matrix and D_B as a preconditioner), as well as from using GMRES or CG with $D^{-1}JJ^TD^{-1}$ as coefficient matrix (i.e., the use of GMRES or CG to solve linear systems with JJ^T as coefficient matrix and D as a preconditioner).

The block diagonal preconditioner D_B is very effective when used with the GMRES

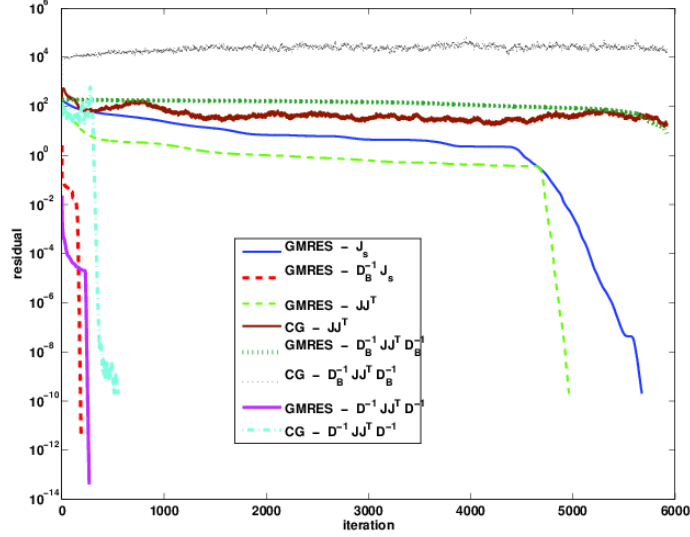


Figure 3: Typical convergence behavior of GMRES and CG for the problem at hand. Suitable convergence behavior results only for GMRES with $D_B^{-1}J_s$ as coefficient matrix, and for GMRES or CG with $D^{-1}JJ^TD^{-1}$ as coefficient matrix. However, the only viable option for our problem is the GMRES method with $D_B^{-1}J_s$ as coefficient matrix.

method to solve linear systems with J_s as coefficient matrix, as seen in Figure 3. For the example depicted, it took 190 iterations to solve for a system having 5,925 unknowns. The corresponding run with unpreconditioned GMRES required 5,676 iterations, making it impractical for our purposes. Using the preconditioner D and both the GMRES and CG methods to solve for systems having JJ^T as coefficient matrix also gave good results. For the example in Figure 3, these two methods took, respectively, 269 and 552 iterations to solve the preconditioned system. However, per the discussion in Section 3.1.2, the block diagonal preconditioner D_B is readily available and easy to manipulate, whereas assembling the preconditioner D requires calculating the diagonal terms of the matrix JJ^T , and these terms are not readily available for our problem. Therefore, the only viable option for us is the use of the GMRES method with preconditioner D_B to solve systems having J_s as the coefficient matrix. As a result, the computation of the minimum norm solution z directly from (45)–(46) is unfeasible for the problem at hand.

Returning to the linear system in (45), we thus express J as composed by two matrices,

$$J = [J_s \mid J_r], \quad (47)$$

where J_s has dimension $p \times p$ (and is non-singular) and J_r has dimension $p \times (q-p)$, and

consider the system $J_s^{-1}Jz = J_s^{-1}b$ obtained by multiplying (45) with J_s^{-1} , yielding

$$\begin{bmatrix} I & J_s^{-1}J_r \end{bmatrix} z = J_s^{-1}b, \quad (48)$$

where I is the $p \times p$ identity matrix. We work directly with the system (48) and compute the desired solution z by solving two sub-problems, namely:

1. Compute the right-hand side $J_s^{-1}b$, as well as the $q-p$ columns of the submatrix $J_s^{-1}J_r$ of the coefficient matrix $\begin{bmatrix} I & J_s^{-1}J_r \end{bmatrix}$ in (48). This sub-problem will therefore require the solution of $q-p+1$ linear systems having J_s as coefficient matrix. It will be feasible if solving linear systems having J_s as coefficient matrix can be done efficiently and if $q-p+1$ is small. Both of these requirements are satisfied in our study since first, per the discussion from the previous paragraphs, we can use the GMRES method to solve the required linear systems, and second, for our problem, $q-p = 3$ due to the 3-tuple (φ, S, T) of additional unknowns in the problem formulation (9)–(10).
2. Upon completion of sub-problem 1, compute the minimum norm solution given by the Moore-Penrose inverse for the underdetermined system of linear equations (48).

Per sub-problem 1 above, one first needs to solve $k = 1, \dots, q-p+1$ linear systems

$$J_s \tilde{z}_k = \tilde{b}_k, \quad (49)$$

where, for $k = 1, \dots, q-p$, the k -th linear system (49) will have the right-hand side vector \tilde{b}_k equal to the k -th column of the matrix J_r , so that the solutions \tilde{z}_k of said $q-p$ linear systems yield the columns of the submatrix $J_s^{-1}J_r$ of the coefficient matrix $\begin{bmatrix} I & J_s^{-1}J_r \end{bmatrix}$ in (48). The solution of the remaining linear system (49), with $\tilde{b}_{q-p+1} = b$, yields the right-hand side $J_s^{-1}b$ in (48). Solving these $q-p+1$ linear systems (49) is not an obstacle since they can be solved either independently, in parallel, or with an implementation of a (direct or iterative) solver for linear systems that handles multiple right-hand sides. Recall that the viable option for us is to use the GMRES method for linear systems. In our implementation, we combined it with the use of POSIX threads (pthreads) programming [32] in order to solve the required linear systems (49) in parallel. Hence, in the current study, the solution of the $q-p+1 = 4$ linear systems (49) having J_s as coefficient matrix was achieved basically in the same amount of time as that required to solve a single such system.

Upon completion of the aforementioned sub-problem 1, what remains is to compute the minimum norm solution z from the system in (48). As previously noted, one desirable property for fast convergence of the GMRES method is for the eigenvalues of the coefficient matrix to be clustered around a few values, away from zero, since, typically, the number of

iterations required for converge when using the GMRES method depends on the number of distinct eigenvalues of the coefficient matrix of the linear system [19, 24]. Thus, we also used the GMRES method to solve for the minimum norm solution z in (48), since this requires solving a linear system having

$$I + (J_s^{-1}J_r)(J_s^{-1}J_r)^T \quad (50)$$

as coefficient matrix, and the matrix (50) has all but $q-p$ eigenvalues equal to one, with the remaining eigenvalues greater than or equal to one. (Recall that J_s is a non-singular $p \times p$ matrix and J_r has dimension $p \times (q-p)$, where $p < q$.) This follows from the fact that the eigenvalues λ and eigenvectors y of the matrix (50) satisfy

$$(J_s^{-1}J_r)(J_s^{-1}J_r)^T y = (\lambda - 1)y. \quad (51)$$

Noting that the null space of the matrix $(J_s^{-1}J_r)^T$ has dimension (at least) $p - (q-p) = 2p-q$, it follows that the matrix $(J_s^{-1}J_r)(J_s^{-1}J_r)^T$ has zero as an eigenvalue, i.e., $\lambda = 1$ holds in (51), with multiplicity (at least) $2p-q$. Furthermore, $(J_s^{-1}J_r)(J_s^{-1}J_r)^T$ is positive semi-definite and symmetric, so its eigenvalues $(\lambda - 1)$ in (51) are non-negative and, thus, the remaining (at most) $q-p$ eigenvalues of the matrix (50) satisfy $\lambda \geq 1$. The significance here is that solving a linear system with the matrix (50) as coefficient matrix, which is required in order to compute the minimum norm solution z of system (48), should take $q-p+1$ iterations if we use the GMRES method. For our problem, this means $q-p+1 = 4$ iterations. Note also that computing matrix-vector products with the matrix (50) can be easily done (since the $q-p = 3$ columns of the matrix $J_s^{-1}J_r$ have been previously computed and stored in memory). Furthermore, no preconditioning is required to solve linear systems having (50) as coefficient matrix. Hence, using the GMRES method to solve the aforementioned sub-problem 2 poses no difficulty and results in a negligible amount of additional computing time when solving for the Newton step using the proposed approach.

Finally we note that the vector b in (48) corresponds to $-\mathbf{F}$ evaluated at the current solution estimate (from Newton's method). Also, based on our presentation of the material, it may seem natural to consider the matrix $J_{\hat{a}}$ introduced in Section 3.1.2, whose columns correspond to derivatives of \mathbf{F} with respect to the real and imaginary parts of the unknowns $\{\hat{a}_{m,n}\}$, as that corresponding to the matrix J_s in (47)–(48). Recall from Section 3.1.2, though, that $J_{\hat{a}}$ is singular at a solution of $\mathbf{F} = \mathbf{0}$. We therefore define the matrix J_s as that obtained by replacing three columns³ from $J_{\hat{a}}$ by the columns of the Jacobian

³As discussed in [31], the kernel of the Jacobian matrix at a solution of $\mathbf{F} = \mathbf{0}$ is typically three-dimensional.

matrix of \mathbf{F} corresponding to derivatives with respect to the unknowns φ , S , and T . This proved effective in dealing with said singularity when computing the Newton step from the corresponding system (48) during the numerical continuation process. The replaced columns from J_a define the columns of the matrix J_r in (47), which are needed to construct the matrix $J_s^{-1}J_r$ in (48). These three columns can be computed (efficiently) via matrix-vector products of the Jacobian matrix (see Section 3.1.2) and standard basis vectors.

4 Numerical Study and Results

The procedure described in Section 3 was applied to a subset of the invariant solutions of the CGLE computed for the set of parameter values $(R, \nu, \mu) = (16, -7, 5)$ (without employing continuation) in the preceding study [31] in order to carry them into solutions in a regime with an increased value of the parameter R , namely the region defined by the set of parameter values $(R, \nu, \mu) = (100, -7, 5)$. For the former set of parameters, a value of $N_x = 32$ was used in the truncation of the spatial Fourier series expansion (12), while values of $N_t = 48$ and $N_t = 64$ were used for the ansatz (33), so that the solutions had a decay of at least 10^{-6} in their spatial and temporal spectra. In the current study, values of $N_x \in [48, 128]$ and $N_t \in [48, 128]$ were used. The solutions used as initial points for the continuation procedure have unstable dimension⁴ ranging between 3 and 6 and time period $T \in (0.02, 0.12)$ (or $T \in (0.32, 1.92)$ for the formulation (3) of the CGLE), whereas the new solutions in the final parameter region have unstable dimension ranging between 14 and 23 and time period $T \in (0.001, 0.11)$ (or $T \in (0.1, 11)$ for the formulation (3) of the CGLE).

In the current study, the number of unknowns for the system $\mathbf{F} = \mathbf{0}$ of nonlinear algebraic equations (34) ranged between 4,000 and 32,260, the size (dependent on N_x, N_t) being set so that resulting solutions had a decay of at least 10^{-6} in both the spatial and temporal spectra. To solve the linear systems in (49) (related to the construction of the matrix $J_s^{-1}J_r$ and vector $J_s^{-1}b$ in (48)) using the GMRES iterative solver, we set a tolerance of 10^{-9} for the residual $\|J_s \tilde{z}_k - \tilde{b}_k\|_2$ and a maximum of 3,000 GMRES iterations. The number of iterations taken by the GMRES solver to meet the specified residual tolerance for the aforementioned linear systems ranged between 90 and 2,700. In terms of actual computing time (on a Thinkpad W530 computer with 2.70 GHz processor speed), this translated to fractions of a second on the lower end to around 45-60 seconds on the higher end for the total time taken to compute the Newton step using (48). Occasionally the maximum number of GMRES iterations was reached for (a subset of) the four linear systems in (49)

⁴The unstable dimension of an invariant (or relative time-periodic) solution is the number of eigenvalues of the associated relative monodromy matrix having magnitude greater than one; see [31].

(related to the construction of the matrix $J_s^{-1}J_r$ and vector $J_s^{-1}b$ in (48)), in which case the computation of the Newton step was reported as failed to the main numerical continuation routine, but in most cases convergence to the desired residual tolerance was reached with under 2,000 GMRES iterations. Solution of the system of nonlinear algebraic equations typically took 2–6 iterations for Newton’s method (a maximum of 10 Newton iterations was set). Upon convergence of Newton’s method, the residual $\|\mathbf{F}\|_2$ was on the order of 10^{-7} or less.

As for the LOCA numerical continuation library [41], we performed single-parameter continuation using the option of arc-length continuation in order to allow for turning points in the path following process. Other input information required by the LOCA library was set based on behavior observed for some initial runs. In particular, we experimented with providing the LOCA library values in the range $[-0.1, 1.0]$ for the initial change in the continuation parameter and $[0.5, 2.0]$ for the maximum increment in the continuation parameter. We found that it was best to set the initial change in the continuation parameter to be in the range $[0.01, 0.05]$, and to allow a maximum increment in the range $[0.5, 1.0]$. Although larger values could also perform satisfactorily, in general we found that it was best for our problem to keep somewhat tight control on these increments in the sense that the number of failed attempts was then minimal (often zero). In addition, allowing large increments led several of the solutions to a single-frequency solution in the parameter region $R \in [9, 10]$. With tighter bounds on the allowed increments, the continuation process led to a larger variety of solutions, as discussed later on.

Upon reaching a solution of $\mathbf{F} = \mathbf{0}$ at the final CGLE parameter values, the values of N_x and N_t in the truncated expansions (12) and (33) were increased to confirm that, with the increased number of terms in the expansions, Newton’s method would converge to the same solution. (In other words, to confirm that the solution of $\mathbf{F} = \mathbf{0}$ was numerically well defined.) In addition, the solution was validated against time integration of the truncated system of ODEs (27). Finally, we note that the computations were performed on a Thinkpad W530 computer with 16 GB memory, four cores, with two threads per core, and 2.70 GHz processor speed. Per the discussion in Section 3.2.1, four threads were used concurrently when solving for the Newton step using (48).

To give an idea of the performance of the methodology employed, Figures 4–6 show several plots corresponding to application of the procedure for the sequence $\mathcal{A}^{(8)}$ (see (11)), listed with id 8 in Tables 1–3. Continuation in this case was done on the CGLE parameter

R only. As a visualization aid, at times we use the transformation

$$v \longrightarrow i_0 + \frac{v - v_0}{v_N - v_0} \times (i_N - i_0) \quad (52)$$

to map a number $v \in [v_0, v_N]$ to a given interval $[i_0, i_N]$. Paths defined by the numerical continuation process appear in Figure 4. Specifically, Figure 4a displays on the vertical axis the values of the continuation parameter R , as well as those of the time period T , space translation S , and rotation φ for the resulting solutions in the path, plotted against the continuation step number on the horizontal axis. The values of T , S , and φ were mapped to the range of values assumed by R via (52). Note from Figure 4a that within the range of step numbers starting at around 150 through approximately 800 the value of S remained constant. The start of this interval of constant S , for which the value of the continuation parameter was $R \approx 32.6$, corresponds to a step in the continuation process in which the resulting solution gained the additional symmetry (16); this symmetry was broken at the point in the path where S ceases to be constant, at a value of $R \approx 85.5$. (Recall that solutions with symmetries (10) and (16) exist in subspaces of the solution space $(A; \varphi, S, T)$ for which either $S = 0$ or $S = L_x/2$; see Section 2.)

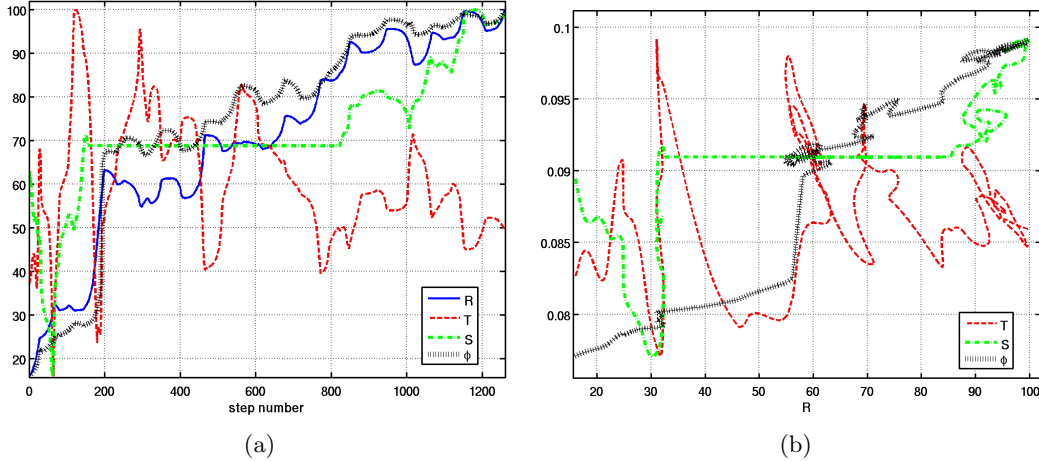


Figure 4: Paths defined by the numerical continuation process for the sequence $\mathcal{A}^{(8)}$.

An alternative (and typical) view of the resulting continuation paths is provided in Figure 4b, where T , S , and φ appear on the vertical axis plotted against the continuation parameter R on the horizontal axis. The values of S and φ were mapped to the range of values assumed by T via (52). This alternative viewpoint makes it easier to identify turning points in the continuation path and, for a given (fixed) value of the continuation parameter, whether there may exist multiple solutions of $\mathbf{F} = \mathbf{0}$ in the path. For example, in Figure 4b

one can identify four points where the line $R = 90$ intersects the (dashed red) curve $T(R)$. For given (fixed) parameter values, solutions associated with such intersection points can then be inspected to determine whether they are different elements of the same orbit (40) of the symmetry group G , or whether they belong to different orbits of the symmetry group. Spectra for several solutions in the path from $R = 16$ to $R = 100$ are shown in Figure 5. As expected, an increase in the value of R requires more terms in the expansions (12) and (33) in order to keep a suitable decay in both the spatial and temporal spectra for the solutions. Finally, surface plots of the real part $\Re(A)$, imaginary part $\Im(A)$, and absolute value $|A|$ for the solutions whose spectra are shown in Figure 5 appear in Figure 6, where the aforementioned gain and, thereafter, loss of symmetry (16) can be observed.

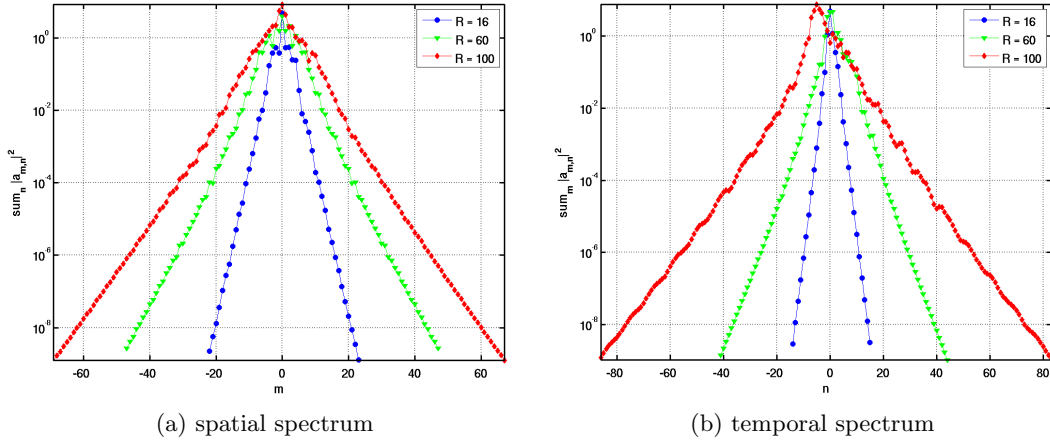


Figure 5: Spectra for three solutions in the sequence $\mathcal{A}^{(8)}$, at values of $R = 16, 60, 100$ ($\nu = -7$, $\mu = 5$).

Due to the use of the arc-length continuation option from the LOCA package [41], which allows for turning points in the path following process, it is possible (i.e., inherent in the continuation algorithm) that a point $p_l = (R_l, \nu_l, \mu_l)$ in the CGLE parameter space will return to itself, that is, $p_{k+l} = p_l$, after k continuation steps. In such a situation, we had to consider different cases for the solutions $(A_{p_{k+l}}; \varphi(p_{k+l}), S(p_{k+l}), T(p_{k+l}))$ and $(A_{p_l}; \varphi(p_l), S(p_l), T(p_l))$. Namely, whether said solutions represent (i) the same G -orbit, that is, $(\varphi(p_{k+l}), S(p_{k+l}), T(p_{k+l})) = (\varphi(p_l), S(p_l), T(p_l))$ and there exists some $(\theta, \sigma, \tau) \in G$ such that $A_{p_{k+l}} = (\theta, \sigma, \tau) \cdot A_{p_l}$; (ii) different, but conjugate, G -orbits, as defined in Section 2 (see also (42)–(43)); or (iii) different, non-conjugate, G -orbits. Since along the continuation path of a sequence, say $\mathcal{A}^{(i)}$, many returns to a same point $p_l^{(i)}$ do occur, for the purposes of this study we include only one of the solutions computed at $p_l^{(i)}$ in the count $N^{(i)}$ in Table 2.

Difficulties that arose in the numerical continuation process were mainly due to traversal of values of the continuation parameter in a cyclic manner, specifically related to the cases (i) and (ii) listed in the previous paragraph. As a result, the continuation path within these cycles would contain (different) elements in the same G -orbit, or solutions representing conjugate G -orbits (cf. (14) and (42)–(43)). Within the cycles, solutions at the turning points in the continuation path were in the vicinity of solutions with additional symmetries, or near solutions with a smaller spatial period L_x/q_1 for some integer $q_1 > 1$ or smaller time period T/q_2 for some integer $q_2 > 1$. Often the LOCA continuation algorithm [41] would

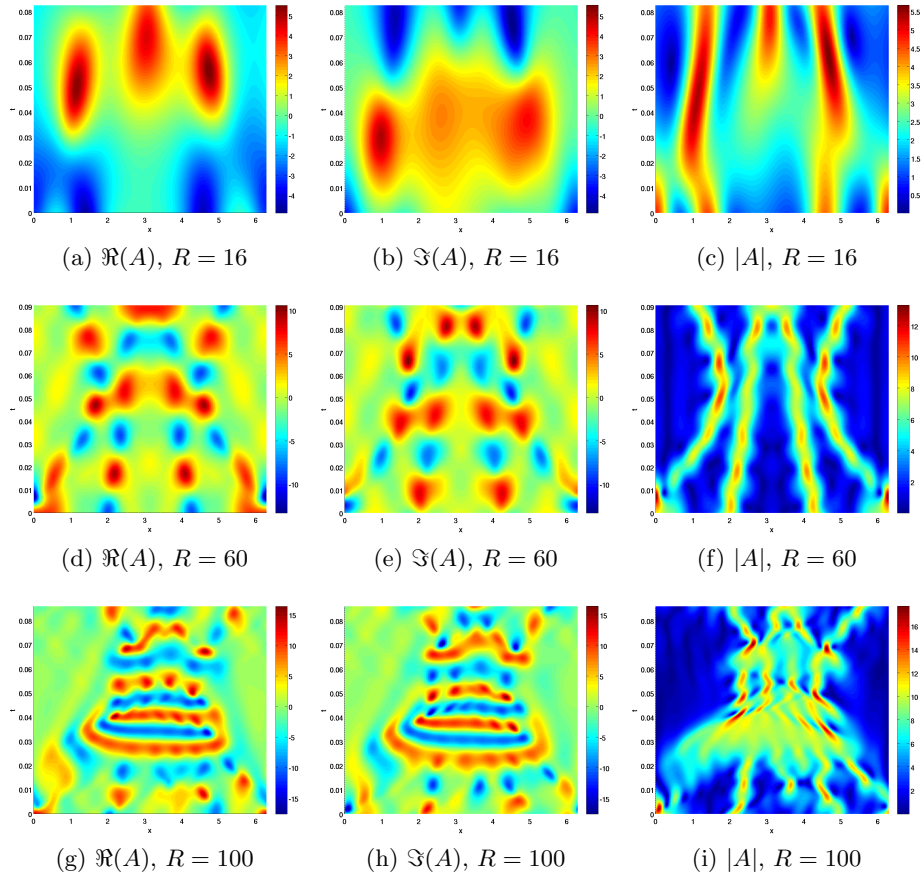


Figure 6: Surface plots of the real part $\Re(A)$, imaginary part $\Im(A)$, and absolute value $|A|$ for three solutions in sequence $\mathcal{A}^{(8)}$, at values of $\nu = -7, \mu = 5$ and $R = 16$ (top), $R = 60$ (middle), and $R = 100$ (bottom). Symmetry (16) was gained at $(R, \nu, \mu) \approx (32.6, -7, 5)$ and broken at $(R, \nu, \mu) \approx (85.5, -7, 5)$. Hence A is even (about $x = \pi$) for $R = 60$, but not for $R = 16, 100$. [Click here](#) for a movie depicting the continuation path in (φ, S, T) space, as well as solutions represented by plotting $\Im(A(x, 0))$ vs. $\Re(A(x, 0))$ at a sequence of continuation steps.

exit from the cycles automatically, so that the procedure would again start yielding solutions in different, non-conjugate, G -orbits, as well as continue to make progress towards the goal of reaching the (desired) final point in the CGLE parameter space. However, sometimes the continuation algorithm would get caught in said cycles. We discuss instances of these scenarios in the following paragraphs.

An example of such cyclic behavior is depicted in Figure 7 for the sequence $\mathcal{A}^{(11)}$, listed with id 11 in Tables 1–3, where continuation was again done on the CGLE parameter R . Figure 7a displays the values of R , T , S , and φ on the vertical axis versus the continuation step number on the horizontal axis. The values of T , S , and φ were mapped to the range of values assumed by R via (52). Traversal of repeated values for R , T , S , and φ is observed from Figure 7a, where it can also be seen that the cycling behavior stops when $R \approx 12.17$, at around continuation step number 180 (where S becomes constant), at which point the additional symmetries (15)–(17) are gained.

Looking at Figure 7b, where the value of the space translation S is plotted on the vertical axis against the value of the continuation parameter R on the horizontal axis, one can see the cyclic behavior of R resulting in a symmetric curve with respect to the horizontal line at the vertical axis value of $L_x/2 = \pi$. The path depicted in Figure 7b, represented by the curve $S(R)$, contains conjugate solutions (cf. (14) and (42)–(43)). More precisely, the numerical continuation path for values of $R \in [12, 20]$ that contains conjugate solutions is the one that yields the symmetric curve about the horizontal line at the value of $L_x/2 = \pi$ (seen in Figure 7b). That is, points on the curve $S(R)$ that are mirror images with respect to the line $L_x/2 = \pi$ correspond to conjugate solutions under the spatial reflection symmetry of the CGLE, which belong to conjugate orbits of the symmetry group G . The additional symmetry (16) was gained at a value of $R \approx 12.17$, and at this point the cycling behavior stops and the spatial translation S takes on the value of $L_x/2$, as solutions with symmetries (10) and (16) exist in subspaces of the solution space $(A; \varphi, S, T)$ for which either $S = 0$ or $S = L_x/2$ (refer to Section 2).

Also, the additional symmetry (15), for $l = 2$, was gained along with the additional symmetry (16). Recall from (18) that the Fourier coefficients $\{\hat{a}_{m,n}\}$ of solutions with symmetry (15), for $l = 2$, satisfy $\hat{a}_{m,n} = 0$ if m is even. Thus, we can visualize gain of this additional symmetry by selecting a coefficient $\hat{a}_{m,n}$, for some even m and some n , and plotting its value as a function of the continuation parameter R , as done in Figure 7c for the coefficient $\hat{a}_{0,0}$. At the point when this additional symmetry is gained, for $R \approx 12.17$, we see that the real part of the coefficient $\hat{a}_{0,0}$ goes from (around) 0.22 to 0, whereas its imaginary part goes from (around) 0.1 to 0. Upon gaining the additional symmetry (15),

for $l = 2$, the coefficient $\hat{a}_{0,0}$ remains equal to zero, as seen in the continuation path depicted in Figure 7c. Finally, from (18), a solution with symmetry (15), for $l = 2$, will have nonzero Fourier coefficients $\{\hat{a}_{m,n}\}$ for odd m . This is depicted for the coefficient $\hat{a}_{-1,0}$, plotted as a function of the continuation parameter R , in Figure 7d. As seen, the coefficient $\hat{a}_{-1,0}$ remains nonzero after the additional symmetry (15) is gained (at the same time when the cycling behavior stops) at a value of $R \approx 12.17$.

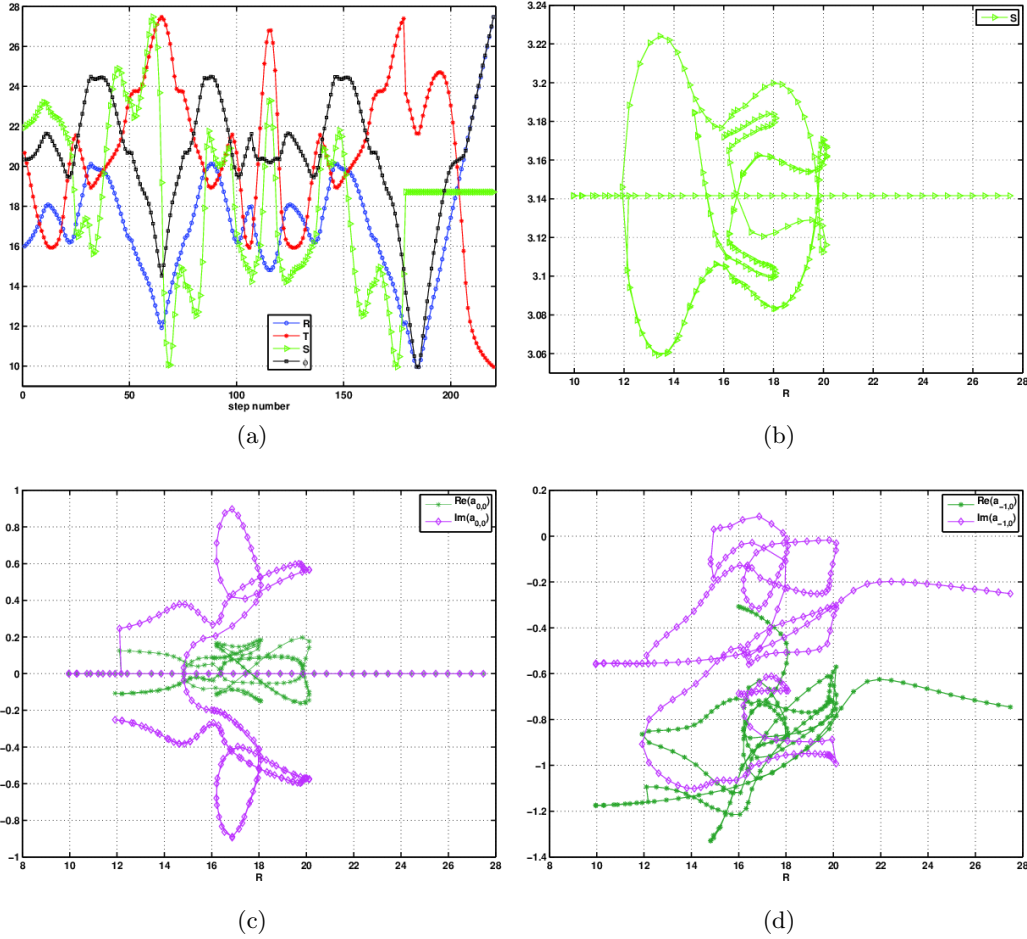


Figure 7: Cycling behavior during the numerical continuation process for the sequence $\mathcal{A}^{(11)}$. [Click here](#) for a movie depicting the continuation path in (φ, S, T) space, as well as solutions represented by plotting $\Im(A(x, 0))$ vs. $\Re(A(x, 0))$ at a sequence of continuation steps. The cycle in Figure 7b above can be seen during the initial steps of the continuation path in (φ, S, T) space. Symmetries (15)–(17) were gained at $(R, \nu, \mu) \approx (12.17, -7, 5)$; symmetries (16)–(17) were broken at $(R, \nu, \mu) \approx (60.1, -7, 5)$.

The aforementioned traversal of values of the continuation parameter in a cyclic manner was quite common, and often the LOCA continuation algorithm [41] would exit from the cycles automatically, i.e., without us having to stop and restart the continuation process with different values for the allowed increments on the continuation parameter. Nevertheless, as an alternative for circumventing such cycling behavior, we also experimented with taking the other parameters μ or ν in the CGLE (1) as continuation parameters. The continuation was always done on a single parameter at a time, while still all solutions were numerically continued from the regime defined by the parameters $(R, \nu, \mu) = (16, -7, 5)$ to the regime for $(R, \nu, \mu) = (100, -7, 5)$. As a starting point for performing continuation on an alternate parameter, we would select a solution within the cycle for which the spectra (spatial or temporal, as appropriate) did not display characteristics typical of that of solutions around the turning points in the cycle. As an example, with the solutions represented via (33), given an integer $q_1 > 1$, the Fourier coefficients $\{\hat{a}_{m,n}\}$ of a solution with spatial period L_x/q_1 have a recognizable pattern of zeros, namely, $\hat{a}_{m,n} = 0$ if m is not divisible by q_1 . So if the continuation procedure was caught in a cycle where solutions around a turning point were close to a solution with spatial period L_x/q_1 , as a starting point for performing continuation on an alternate parameter we could select a solution within the cycle for which $\sum_n |\hat{a}_{m,n}|^2 > \varepsilon$, for $m = 0, \pm 1, \dots, \pm q_1$, and some cutoff, say, $\varepsilon = 10^{-2}$.

One particular case in which alternating the continuation parameter resulted in a more effective continuation process was for the sequence $\mathcal{A}^{(13)}$, listed with id 13 in Tables 1–3, for which exiting automatically from cycling behavior in the vicinity of a solution that was even and had space period $L_x/3$ and time period of $T/2$ was challenging. Hence we experimented with alternating the continuation parameter, as indicated in the previous paragraph. The continuation process then led to a solution with the additional symmetry (24), along with the invariance (10). This additional symmetry was gained at parameter values of $R = 16, \nu \approx -5.6, \mu \approx 3.4$. Patterns resulting from the additional symmetry (24) can be visualized from the surface plot shown in Figure 8.

Finally, some properties of the solutions resulting from the numerical continuation process are summarized in Tables 1–3. Recall that the starting solutions had been computed (without employing continuation) in the preceding study [31]; specifically, they correspond to the first 15 solutions listed in the Appendix in [31]. Table 1 lists the values of (φ, S, T) for the solutions at the starting CGLE parameter values of $(R, \nu, \mu) = (16, -7, 5)$ and at the final values of $(R, \nu, \mu) = (100, -7, 5)$, as well the unstable dimension and spatial period of the invariant solutions at the aforementioned parameter values. Per the third column in Table 1, the solutions are unstable. Except for the sequence $\mathcal{A}^{(1)}$, listed with id 1, for which

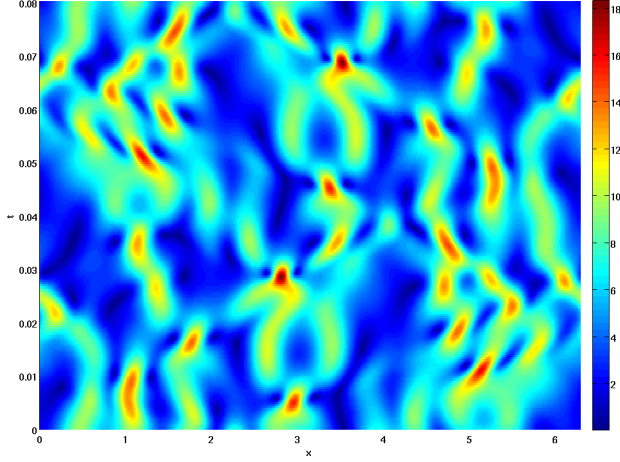


Figure 8: Surface plot of the absolute value $|A|$ for a solution in the sequence $\mathcal{A}^{(13)}$, at parameter values $(R, \nu, \mu) = (100, -7, 5)$. The plot is over the space period $[0, L_x]$ on the horizontal axis and time period $[0, T]$ on the vertical axis. The solution has the additional symmetry (24), with $c = L_x$, $\tilde{\varphi} = \varphi/2 + \pi$, $\tilde{T} = T/2$, so $|A(x, t)| = |A(L_x - x, t + T/2)|$, as observed from the plot. [Click here](#) for a movie depicting the continuation path in (φ, S, T) space, as well as surface plots of $|A|$ at a sequence of continuation steps. The additional symmetry (24) was gained at $(R, \nu, \mu) \approx (16, -5.6, 3.4)$.

the solution at the final parameter values has only a few temporal frequencies active and appears to be close to a single-frequency solution, all of the solutions have broad spatial and temporal spectra. Also, aside from the sequences $\mathcal{A}^{(2)}$ and $\mathcal{A}^{(4)}$, listed, respectively, with ids 2 and 4 in Tables 1–3, all of the resulting solutions retained the same spatial period of length L_x as that of the starting solutions. The spatial period $L_x/3$ of solutions in the sequences $\mathcal{A}^{(2)}$ and $\mathcal{A}^{(4)}$ was acquired (for both sequences) at parameter values $(R, \nu, \mu) \approx (20.2, -7, 5)$. The ending solutions in these two sequences are different elements of the same orbit (40) of the symmetry group G at the final parameter values, although the corresponding starting solutions belong to different orbits. As for the other sequences, the solutions at the final parameter values belong to different orbits of the symmetry group G .

Here we list some possibilities that may occur when numerically continuing a set of distinct G -orbits. (These are analogous to the cases listed earlier in this section in which a point in the CGLE parameter space returns to itself after a series of continuation steps while performing continuation for a single G -orbit.) Suppose that $A_{p_0^{(i)}} \in \mathcal{A}^{(i)}$ and $A_{p_0^{(j)}} \in \mathcal{A}^{(j)}$ are two invariant solutions representing distinct G -orbits at the initial point $p_0^{(i)} = p_0^{(j)} = (R_0, \nu_0, \mu_0)$ in the CGLE parameter space, where $\mathcal{A}^{(i)}$ and $\mathcal{A}^{(j)}$ are, respectively, the continuation sequences (11) obtained for each of the two initial invariant solutions. Given

id	$(\varphi, S, T)_{(R, \nu, \mu)=(16, -7, 5)} \rightarrow (\varphi, S, T)_{(R, \nu, \mu)=(100, -7, 5)}$	unstable dimension	spatial period
1	(5.3622, 3.8544, 0.0233) \rightarrow (5.9158, 3.8856, 0.0015)	4 \rightarrow 16	$L_x \rightarrow L_x$
2	(2.8849, 3.0956, 0.0539) \rightarrow (0.1088, 3.1416, 0.0130)	5 \rightarrow 21	$L_x \rightarrow L_x/3$
3	(0.0011, 3.9709, 0.0539) \rightarrow (5.5905, 2.2876, 0.0193)	5 \rightarrow 22	$L_x \rightarrow L_x$
4	(2.9343, 3.1416, 0.0540) \rightarrow (0.1088, 3.1416, 0.0130)	4 \rightarrow 21	$L_x \rightarrow L_x/3$
5	(4.6093, 1.4537, 0.0547) \rightarrow (0.9483, 1.0333, 0.0567)	5 \rightarrow 20	$L_x \rightarrow L_x$
6	(4.5165, 4.7061, 0.0556) \rightarrow (5.2620, 5.1417, 0.0374)	5 \rightarrow 23	$L_x \rightarrow L_x$
7	(0.2436, 2.3887, 0.0608) \rightarrow (4.0066, 3.1416, 0.0319)	4 \rightarrow 18	$L_x \rightarrow L_x$
8	(4.7959, 3.0824, 0.0825) \rightarrow (3.8358, 3.4537, 0.0859)	5 \rightarrow 22	$L_x \rightarrow L_x$
9	(0.2876, 2.4431, 0.0875) \rightarrow (0.3410, 1.3964, 0.0047)	6 \rightarrow 14	$L_x \rightarrow L_x$
10	(5.0251, 3.1416, 0.0895) \rightarrow (5.3410, 3.1728, 0.0491)	3 \rightarrow 20	$L_x \rightarrow L_x$
11	(2.6023, 3.1719, 0.1046) \rightarrow (1.5060, 3.2037, 0.0762)	4 \rightarrow 21	$L_x \rightarrow L_x$
12	(2.6575, 3.1209, 0.1078) \rightarrow (4.5024, 2.4768, 0.0754)	3 \rightarrow 18	$L_x \rightarrow L_x$
13	(6.0553, 0.0032, 0.1106) \rightarrow (2.5186, 0.0000, 0.0803)	6 \rightarrow 20	$L_x \rightarrow L_x$
14	(2.6063, 3.1057, 0.1128) \rightarrow (4.0182, 3.2164, 0.0948)	4 \rightarrow 18	$L_x \rightarrow L_x$
15	(2.2500, 3.1416, 0.1146) \rightarrow (1.7332, 3.1416, 0.1020)	3 \rightarrow 18	$L_x \rightarrow L_x$

Table 1: Properties of solutions

two points $p_k^{(i)}$ and $p_l^{(j)}$ in the CGLE parameter space and two invariant solutions $A_{p_k^{(i)}} \in \mathcal{A}^{(i)}$ and $A_{p_l^{(j)}} \in \mathcal{A}^{(j)}$, it may happen that $p_k^{(i)} = p_l^{(j)}$, and we have to consider several possibilities. Namely, whether the invariant solutions $A_{p_k^{(i)}}$ and $A_{p_l^{(j)}}$ represent (i) the same G -orbit; (ii) different, but conjugate, G -orbits; or (iii) different, non-conjugate, G -orbits.

As a matter of fact, there exist solutions $A_{p_k^{(2)}} \in \mathcal{A}^{(2)}$ and $A_{p_l^{(4)}} \in \mathcal{A}^{(4)}$ which represent the same G -orbit, at points $p_k^{(2)} = p_l^{(4)}$ in the range $(R, \nu, \mu) \in ([16.5, 54.4] \cup [54.7, 100]) \times [-7] \times [5]$ of CGLE parameter values. Furthermore, there exist (a) solutions $A_{p_k^{(11)}} \in \mathcal{A}^{(11)}$ and $A_{p_l^{(14)}} \in \mathcal{A}^{(14)}$ which represent the same G -orbit, at points $p_k^{(11)} = p_l^{(14)}$ in the range $(R, \nu, \mu) \in [11.5, 60] \times [-7] \times [5]$; (b) solutions $A_{p_k^{(11)}} \in \mathcal{A}^{(11)}$, $A_{p_l^{(14)}} \in \mathcal{A}^{(14)}$, and $A_{p_j^{(15)}} \in \mathcal{A}^{(15)}$ which represent the same G -orbit, at points $p_k^{(11)} = p_l^{(14)} = p_j^{(15)}$ in the range $(R, \nu, \mu) \in [16, 60] \times [-7] \times [5]$; (c) solutions $A_{p_l^{(14)}} \in \mathcal{A}^{(14)}$ and $A_{p_j^{(15)}} \in \mathcal{A}^{(15)}$ which represent the same G -orbit, at points $p_l^{(14)} = p_j^{(15)}$ in the range $(R, \nu, \mu) \in [16, 85] \times [-7] \times [5]$; and (d) solutions $A_{p_k^{(5)}} \in \mathcal{A}^{(5)}$ and $A_{p_l^{(6)}} \in \mathcal{A}^{(6)}$ which represent conjugate G -orbits, at points $p_k^{(5)} = p_l^{(6)}$ in the range $(R, \nu, \mu) \in [17, 59] \times [-7] \times [5]$.

Table 2 indicates which additional symmetries, if any, the invariant solutions posses, whether continuation was done only on the parameter R or not (per the discussion from the preceding paragraphs), as well as the number $N^{(i)}$ of distinct CGLE parameter points for which solutions were found in each sequence $\mathcal{A}^{(i)}$, $i = 1, \dots, 15$ (see (11)). To determine

the number $N^{(i)}$, we counted two points in the resulting numerical continuation path of the sequence $\mathcal{A}^{(i)}$, say $p_j^{(i)} = (R_j^{(i)}, \nu_j^{(i)}, \mu_j^{(i)})$ and $p_k^{(i)} = (R_k^{(i)}, \nu_k^{(i)}, \mu_k^{(i)})$, where $j \neq k$, as distinct if $\|p_j^{(i)} - p_k^{(i)}\|_2 \geq 0.05$. Approximate values of the CGLE parameters (R, ν, μ) at which any additional symmetry was gained or broken during the numerical continuation process are listed in Table 3, only for those sequences where symmetry gaining or breaking behavior occurred.

id	additional symmetries			continuation on R only	$N^{(i)}$
	start of continuation	in between	end of continuation		
1	none	none	none	yes	112
2	none	(16)	(16)	yes	188
3	(15), $l = 2$	(15), $l = 2$	(15), $l = 2$	no	179
4	(16)	(16)	(16)	yes	233
5	none	none	none	yes	634
6	none	none	none	yes	191
7	none	(15), $l = 2$, (16), (17)	(15), $l = 2$, (16), (17)	no	179
8	none	(16)	none	yes	489
9	(15), $l = 3$	(15), $l = 3$	(15), $l = 3$	yes	116
10	(16)	(16)	none	no	385
11	none	(15), $l = 2$, (16), (17)	(15), $l = 2$	yes	415
12	none	none	none	no	472
13	none	(24)	(24)	no	526
14	none	(15), $l = 2$, (16), (17)	(15), $l = 2$	yes	615
15	(15), $l = 2$, (16), (17)	(15), $l = 2$, (16), (17)	(15), $l = 2$, (16), (17)	yes	438

Table 2: Properties of solutions, continued

5 Summary and Concluding Remarks

We have considered the problem of computing invariant solutions of evolutionary partial differential equations (PDEs) with continuous symmetries via numerical continuation. We worked in particular with the complex Ginzburg-Landau equation (CGLE)

$$\frac{\partial A}{\partial t} = RA + (1 + i\nu) \frac{\partial^2 A}{\partial x^2} - (1 + i\mu)A|A|^2$$

id	approximate (R, ν, μ) values: type of symmetry gained/broken
2	$(16.5, -7, 5)$: (16) gained $\rightarrow (20.6, -7, 5)$: (16) broken $\rightarrow (53.4, -7, 5)$: (16) gained
4	$(20.6, -7, 5)$: (16) broken $\rightarrow (54.7, -7, 5)$: (16) gained
7	$(100, -7, 0.3)$: (15), $l = 2$, gained $\rightarrow (100, -7, -0.02)$: (16), (17) gained
8	$(32.6, -7, 5)$: (16) gained $\rightarrow (85.5, -7, 5)$: (16) broken
10	$(82.8, -7, 5.97)$: (16) broken $\rightarrow (82.9, -7, 5.97)$: (16) gained $\rightarrow (85.5, -7, 5.97)$: (16) broken
11	$(12.17, -7, 5)$: (15), $l = 2$, (16), (17) gained $\rightarrow (60.1, -7, 5)$: (16), (17) broken
13	$(16, -5.6, 3.4)$: (24) gained
14	$(16.2, -7, 5)$: (16) gained $\rightarrow (11.3, -7, 5)$: (15), $l = 2$, (17) gained $\rightarrow (80.6, -7, 5)$: (16), (17) broken $\rightarrow (80.8, -7, 5)$: (16), (17) gained $\rightarrow (78.2, -7, 5)$: (16), (17) broken
15	$(72.5, -7, 5)$: (16), (17) broken $\rightarrow (71.2, -7, 5)$: (16), (17) gained $\rightarrow (84.8, -7, 5)$: (16), (17) broken $\rightarrow (67.7, -7, 5)$: (16), (17) gained $\rightarrow (80.9, -7, 5)$: (16), (17) broken $\rightarrow (84.9, -7, 5)$: (16), (17) gained

Table 3: Symmetry gaining / breaking during the numerical continuation process.

in 1+1 space-time dimension with periodic boundary conditions in space, which has a three-parameter group of continuous symmetries generated by space-time translations $x \rightarrow x + \sigma$, $t \rightarrow t + \tau$ and a rotation $A \rightarrow e^{i\theta} A$ of the complex field A , in addition to being invariant under the action of the discrete group of transformations $A(x, t) \rightarrow A(-x, t)$ of spatial reflections. We note, however, that it should be straightforward to apply the methodology employed to other evolutionary parameter-dependent PDEs invariant under the action of a group of continuous transformations.

The desired solutions were sought from those of an underdetermined system of nonlinear algebraic equations resulting from the use of a spectral-Galerkin discretization of the CGLE in both space and time. Given a set of previously computed invariant solutions of the CGLE for fixed values of the parameters R , ν , and μ [31], we employed numerical continuation to carry solutions of this initial set into solutions in a regime defined by an increasing value of the parameter R . In other words, we considered the use of a path following, or homotopy, method to solve the system of nonlinear algebraic equations, with the initial guesses for the nonlinear equations solver (Newton's method) provided by a set of solutions from [31].

As discussed in Section 3.2.1, the use of conceptually simple, but effective techniques,

led to an efficient computation of the Newton step. Employing POSIX threads (pthreads) programming [32] allowed us to take advantage of the multiple cores available nowadays in personal workstations and made the solution of large problem sizes (up to 32,260 unknowns in the present study) practical without the need of a cluster or supercomputer. Freely available software, specifically the Library of Continuation Algorithms (LOCA) package [41], the Meschach library [42] for solving systems of linear algebraic equations, and the FFTW library [16] for computing fast Fourier transforms, were used as tools in the implementation of the software required to carry out the numerical continuation.

The set of initial solutions led to distinct, new invariant solutions of the CGLE in the final (and intermediate) parameter region(s). The resulting solutions are unstable, and have multiple modes and frequencies active in their spatial and temporal spectra, respectively. Symmetry gaining and breaking behavior, associated mainly with the spatial reflection symmetry $A(x, t) \rightarrow A(-x, t)$ of the CGLE, was commonly observed in the parameter regions traversed. This phenomenon is tantamount to occurrence of “phase transitions” in the space of solutions of the CGLE at particular values of the parameters (R, ν, μ) .

Among aspects for further consideration we mention research on techniques for improved control of the step size in the continuation parameter or the use of multi-parameter continuation. These are options that may help in minimizing or circumventing traversal of parameter values in a cyclic manner, per the discussion in Section 4. These features will provide an improved setting in which to explore further larger parameter regions, and gain a better understanding of the structure of the solution space of the CGLE, and in particular, the structure of the space of orbits of its symmetry group. In addition, the fact that the resulting solutions are unstable suggests that the solutions may belong to the set of (infinitely many) unstable periodic orbits embedded in a chaotic attractor [8, 31]. This direction, by itself, is certainly very interesting to pursue in further studies of the dynamics of the CGLE.

Acknowledgements

The author thanks Ognian Stoyanov for useful discussions on the topic of symmetry groups of differential equations and helpful feedback on a preliminary version of this paper, as well as for much help with installation of the Fedora operating system prior to setting up and performing the computations described here.

References

- [1] Eugene L. Allgower and Kurt Georg. *Introduction to Numerical Continuation Methods*. Classics in Applied Mathematics. SIAM, 2003.
- [2] Igor S. Aranson and Lorenz Kramer. The world of the complex Ginzburg-Landau equation. *Rev. Mod. Phys.*, 74:99–143, 2002.
- [3] Philip J. Aston and Carlo R. Laing. Symmetry and chaos in the complex Ginzburg-Landau equation. I. Reflectional symmetries. *Dynam. Stability Systems*, 14:233–253, 1999.
- [4] Philip J. Aston and Carlo R. Laing. Symmetry and chaos in the complex Ginzburg-Landau equation. II. Translational symmetries. *Physica D*, 135:79–97, 2000.
- [5] Michele Bartuccelli, Peter Constantin, Charles R. Doering, John D. Gibbon, and Magnus Gisselgård. On the possibility of soft and hard turbulence in the complex Ginzburg-Landau equation. *Phys. D*, 44(3):421–444, 1990.
- [6] Adi Ben-Israel and Thomas N.E. Greville. *Generalized Inverses : Theory and Applications*. Springer-Verlag, 2003.
- [7] Lutz Brusch, Alessandro Torcini, Martin van Hecke, Martín G. Zimmermann, and Markus Bär. Modulated amplitude waves and defect formation in the one-dimensional complex Ginzburg-Landau equation. *Physica D*, 160:127–148, 2001.
- [8] P. Cvitanović, R. Artuso, P. Dahlqvist, R. Mainieri, G. Tanner, G. Vattay, N. Whelan, and A. Wirzba. *Chaos: Classical and Quantum*. 2014. Webbook available at chaosbook.org.
- [9] J. E. Dennis, Jr. and Robert B. Schnabel. *Numerical Methods for Unconstrained Optimization and Nonlinear Equations*. Classics in Applied Mathematics. SIAM, 1996.
- [10] E. J. Doedel, A. R. Champneys, T. F. Fairgrieve, Yu. A. Kuznetsov, B. Sandstede, and X. Wang. AUTO97: Continuation and bifurcation software for ordinary differential equations (with HomCont). Technical report, Concordia University, 1997. <http://indy.cs.concordia.ca/auto/>.
- [11] Arjen Doelman. Slow time-periodic solutions of the Ginzburg-Landau equation. *Physica D*, 40:156–172, 1989.

- [12] Arjen Doelman and Edriss S. Titi. Regularity of solutions and the convergence of the Galerkin method in the Ginzburg-Landau equation. *Numer. Funct. Anal. Optim.*, 14(3-4):299–321, 1993.
- [13] Charles R. Doering, John D. Gibbon, Darryl D. Holm, and Basil Nicolaenko. Low-dimensional behaviour in the complex Ginzburg-Landau equation. *Nonlinearity*, 1:279–309, 1988.
- [14] Bernd Fiedler. *Global Bifurcation of Periodic Solutions with Symmetry*. Lecture Notes in Mathematics. Springer-Verlag, 1988.
- [15] M. J. Field. Equivariant dynamical systems. *Trans. Amer. Math. Soc.*, 259(1):185–205, 1980.
- [16] M. Frigo and S. G. Johnson. FFTW: An adaptive software architecture for the FFT. In *ICASSP Conference Proceedings*, volume 3, pages 1381–1384, 1998. <http://www.fftw.org/>.
- [17] Gene H. Golub and Charles F. Van Loan. *Matrix Computations*. The Johns Hopkins University Press, 1996.
- [18] Martin Golubitsky, Ian Stewart, and David A. Schaeffer. *Singularities and Groups in Bifurcation Theory. Volume II*. Applied Mathematical Sciences. Springer-Verlag, 1988.
- [19] Anne Greenbaum. *Iterative Methods for Solving Linear Systems*. Frontiers in Applied Mathematics. SIAM, 1997.
- [20] Philip Holmes. Spatial structure of time-periodic solutions of the Ginzburg-Landau equation. *Physica D*, 23:84–90, 1986.
- [21] M. S. Jolly, R. Temam, and C. Xiong. Convergence of a chaotic attractor with increased spatial resolution of the Ginzburg-Landau equation. *Chaos Solitons Fractals*, 5(10):1833–1845, 1995.
- [22] Todd Kapitula and Stanislaus Maier-Paape. Spatial dynamics of time-periodic solutions for the Ginzburg-Landau equation. *Zeitschrift für Angewandte Mathematik und Physik*, 47:265–305, 1996.
- [23] Laurence R. Keefe. Dynamics of perturbed wavetrain solutions to the Ginzburg-Landau equation. *Stud. Appl. Math.*, 73(2):91–153, 1985.

- [24] C. T. Kelley. *Iterative Methods for Linear and Nonlinear Equations*. Frontiers in Applied Mathematics. SIAM, 1995.
- [25] Bernd Krauskopf, Hinke M. Osinga, and Jorge Galán-Vioque, editors. *Numerical Continuation Methods for Dynamical Systems: Path Following and Boundary Value Problems*. Understanding Complex Systems. Springer, 2007.
- [26] Martin Krupa. Bifurcations of relative equilibria. *SIAM J. Math. Anal.*, 21(6):1453–1486, 1990.
- [27] Jeroen S. W. Lamb and Claudia Wulff. Reversible relative periodic orbits. *J. Differential Equations*, 178(1):60–100, 2002.
- [28] Kenneth Levenberg. A method for the solution of certain non-linear problems in least squares. *Quart. Appl. Math.*, 2:164–168, 1944.
- [29] C. David Levermore and Marcel Oliver. The complex Ginzburg-Landau equation as a model problem. In *Dynamical Systems and Probabilistic Methods in Partial Differential Equations*, volume 31 of *Lectures in Appl. Math.*, pages 141–190. Amer. Math. Soc., Providence, RI, 1996.
- [30] D. J. B. Lloyd, A. R. Champneys, and R. E. Wilson. Robust heteroclinic cycles in the one-dimensional complex Ginzburg-Landau equation. *Physica D*, 204:240–268, 2005.
- [31] Vanessa López, Philip Boyland, Michael T. Heath, and Robert D. Moser. Relative periodic solutions of the complex Ginzburg-Landau equation. *SIAM J. Appl. Dyn. Syst.*, 4(4):1042–1075, 2005.
- [32] Linux Programmer’s Manual. POSIX threads programming. <http://man7.org/linux/man-pages/man7/pthreads.7.html>.
- [33] Donald W. Marquardt. An algorithm for least-squares estimation of nonlinear parameters. *J. Soc. Indust. Appl. Math.*, 11:431–441, 1963.
- [34] A. Mielke. The Ginzburg-Landau equation in its role as a modulation equation. In *Handbook of Dynamical Systems, Vol. 2*, B. Fiedler, ed., pages 759–834. Elsevier Science, 2002.
- [35] Willard Miller, Jr. *Symmetry Groups and Their Applications*. Academic Press, Inc., 1972.

- [36] H. T. Moon, P. Huerre, and L. G. Redekopp. Transitions to chaos in the Ginzburg-Landau equation. *Phys. D*, 7(1-3):135–150, 1983.
- [37] Jorge J. Moré. The Levenberg-Marquardt algorithm: Implementation and theory. In *Numerical Analysis*, G. A. Watson, ed., Lecture Notes in Math. 630, pages 105–116. Springer-Verlag, 1977.
- [38] Peter J. Olver. *Equivalence, Invariants, and Symmetry*. Cambridge University Press, 1995.
- [39] J. M. Ortega and W. C. Rheinboldt. *Iterative Solution of Nonlinear Equations in Several Variables*. Classics in Applied Mathematics. SIAM, 2000.
- [40] Y. Saad and M. H. Schultz. GMRES: A generalized minimal residual algorithm for solving nonsymmetric linear systems. *SIAM J. Sci. Stat. Comput.*, 7:856–869, 1986.
- [41] A. G. Salinger, M. Bou-Rabee, R. P. Pawlowski, E. D. Wilkes, E. A. Burroughs, R. B. Lehoucq, and L. A. Romero. LOCA: A library of continuation algorithms - theory and implementation manual. Technical report, Sandia National Laboratory, 2001. <http://www.cs.sandia.gov/projects/loca/index.html>.
- [42] David E. Stewart and Zbigniew Leyk. Meschach library. Technical report, Australian National University, 1994. <http://www.netlib.org/c/meschach/readme>.
- [43] Peter Takáč. Bifurcations to invariant 2-tori for the complex Ginzburg-Landau equation. *Appl. Math. Comput.*, 89:241–257, 1998.
- [44] Roger Temam. *Infinite-dimensional Dynamical Systems in Mechanics and Physics*, volume 68 of *Applied Mathematical Sciences*. Springer-Verlag, New York, 1997.
- [45] Martin van Hecke. Coherent and incoherent structures in systems described by the 1D CGLE: Experiments and identification. *Physica D*, 174:134–151, 2003.
- [46] W. van Saarloos. The complex Ginzburg-Landau equation for beginners. In *Spatio-Temporal Patterns in Nonequilibrium Complex Systems*, P. E. Cladis and P. Palffy-Muhoray, eds., Studies in the Sciences of Complexity, Proceedings XXI. Addison-Wesley, Reading, MA, 1994.
- [47] Claudia Wulff, Jeroen Lamb, and Ian Melbourne. Bifurcation from relative periodic solutions. *Ergodic Theory Dynam. Systems*, 21(2):605–635, 2001.

- [48] Claudia Wulff and Mark Roberts. Hamiltonian systems near relative periodic orbits. *SIAM J. Appl. Dyn. Syst.*, 1(1):1–43, 2002.
- [49] Claudia Wulff and Andreas Schebesch. Numerical continuation of symmetric periodic orbits. *SIAM J. Appl. Dyn. Syst.*, 5(3):435–475, 2006.