

# Discovering Human Interactions in Videos with Limited Data Labeling

Mehran Khodabandeh, Arash Vahdat, Guang-Tong Zhou, Hossein Hajimirsadeghi  
Simon Fraser University,  
Burnaby, BC, Canada

{mkhodaba, avahdat, gza11, hosseinh}@cs.sfu.ca

Mehrsan Javan Roshtkhari  
SPORTLOGiQ  
Montreal, QC, Canada  
mehrsan@sportlogiq.com

Greg Mori  
Simon Fraser University,  
Burnaby, BC, Canada  
mori@cs.sfu.ca

Stephen Se  
MDA Corporation,  
Richmond, BC, Canada  
SSE@mdacorporation.com

## Abstract

We present a novel approach for discovering human interactions in videos. Activity understanding techniques usually require a large number of labeled examples, which are not available in many practical cases. Here, we focus on recovering semantically meaningful clusters of human-human and human-object interaction in an unsupervised fashion. A new iterative solution is introduced based on Maximum Margin Clustering (MMC), which also accepts user feedback to refine clusters. This is achieved by formulating the whole process as a unified constrained latent max-margin clustering problem. Extensive experiments have been carried out over three challenging datasets, Collective Activity, VIRAT, and UT-interaction. Empirical results demonstrate that the proposed algorithm can efficiently discover perfect semantic clusters of human interactions with only a small amount of labeling effort.

## 1. Introduction

Automated analysis of videos of human activity can take many forms – answering questions about the presence of specific types of activities through to the discovery of what has happened in a scene. In this paper we focus on the latter and present an algorithm to label human interactions<sup>1</sup> in videos. The algorithm works in a clustering paradigm, starting with an unsupervised step that forms groups of similar human interactions. These clusters are refined based on user feedback, and the process is iterated, as shown in Fig. 1.

Different strategies can be followed in order to label how people are interacting in a set of input videos. Brute-force

<sup>1</sup>The term “interaction” refers to any kind of interaction between humans, and humans and objects that are present in the scene, such as vehicles, rather than activities which are performed by a single subject.

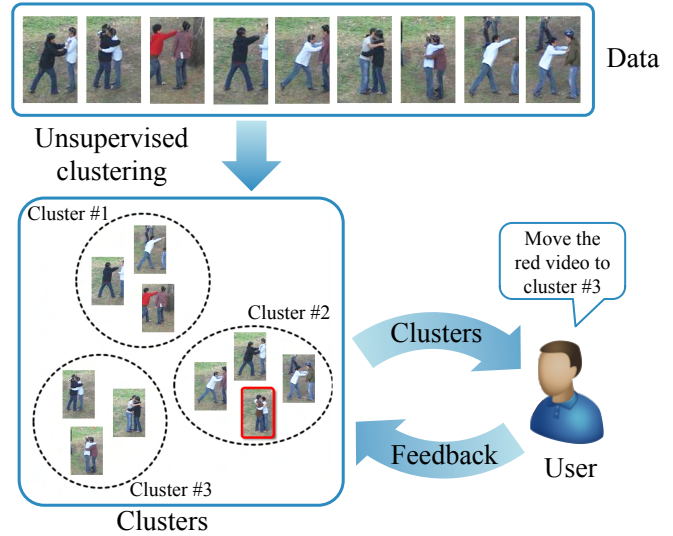


Figure 1: Given a set of videos, we aim to extract clusters corresponding to different types of human interactions. The top shows a set of sequences of human-human interactions. In the first step, an unsupervised clustering approach is used to create an initial set of clusters. Next, user feedback is obtained iteratively to refine the clusters.

labeling approaches involving manual labour are costly, since input videos often cover a long period of time. Hence, a common approach is to use supervised learning and focus on detecting a set of pre-specified activities of interest (e.g. [18, 41, 29]). For instance, an algorithm can be pre-trained to detect instances of people getting into vehicles, and then find all instances of that specific event. To obtain high accuracy, those approaches often require lots of labeled training data, which is not easy to obtain in many cases.

Extensions based on active learning can be used to build

up a collection of labeled data, while being efficient with human labeling effort (e.g. [35, 2, 30]). Impressive results have been obtained by these supervised methods, however, these remain limited to pre-specified categories of events.

On the other hand, unsupervised analysis techniques aim to obtain clusters of human activities or perform novelty/outlier detection to find rare events. This paradigm is attractive since it requires neither a priori specification of events nor human labeling effort. Effective methods in this vein have been developed previously (e.g. [10, 39, 31, 17, 19, 26, 20]). In general, those methods focus on either creating one (or a few) big clusters or a large number of clusters of common activities. In the former, those clusters do not necessarily represent activities of the same labels and in the latter, there are many clusters that are representing the same type of activity. Our work follows in this line, but is focused on discovering and labeling common human interactions, utilizing a clustering approach to create meaningful activity/interaction groups and accepting user feedback to improve accuracy.

In this paper we propose a novel algorithm for discovering human interactions in video sequences. The algorithm performs iterated clustering and incorporation of user feedback. The contributions include a principled formulation of this process as a constrained latent max-margin clustering problem. We demonstrate that this algorithm can be very effective, obtaining state of the art clustering results from no labeled data, and obtaining perfect clustering after a small amount of user feedback.

## 2. Previous Work

Human activity and interaction understanding is an active research area. Recent surveys such as Poppe [25] and Weinland et al. [33] provide an overview of the literature. We emphasize that the objective of this work is to describe human interactions rather than individual activities performed by a single subject.

### 2.1. Supervised Activity Recognition

There is an extensive literature on recognizing interactions or analyzing the behaviours of groups of people. Much of this work involves supervised learning, either in the form of specific classes of interactions to detect or templates/rules for detecting interactions of interest. Initial work in this vein includes Medioni et al. [18], who analyzed vehicle trajectories, for instance detecting vehicles approaching or avoiding road checkpoints. Intille and Bobick [12] developed probabilistic graphical models for interpreting football plays based on player trajectories.

Ryoo and Aggarwal [29] use stochastic grammars to compose sub-events and the actions of individuals into larger events. Zhu et al. [41] develop a method for detecting specified human-vehicle interactions based on spatio-

temporal contextual models. Amer et al. [1] model activities at varying levels of detail, formulating AND-OR graph representations that permit efficient inference. Choi and Savarese [5] develop a unified framework for tracking and inferring the actions/activities of a group of people. Khamis et al. [13] include temporal analysis of the actions of individuals and develop efficient inference techniques for analyzing collective activities. Lan et al. [16] model interactions between individuals in a scene and their relations to an over-arching scene-level activity label. Patron-Perez et al. [24] detect human-human interactions in television shows using a structural SVM approach. Our work builds on these methods for analyzing interactions, but aims for unsupervised learning or discovery of interactions rather than the supervised approach common to these methods.

Active learning approaches involve human labeling, with a learning algorithm typically presenting the most uncertain or most helpful unlabeled data to a user to acquire additional labels. This type of learning has been deployed in the object/action recognition literature, e.g. [2, 14, 9]. Our approach shares similarities, though is focused on interaction *discovery*, within a clustering paradigm rather than supervised recognition approach.

### 2.2. Unsupervised Activity Recognition

A diverse set of unsupervised methods has been developed for activity analysis, ranging from pixel-level flow models to the clustering of person trajectories. In general, holistic scene models are deemed to have the advantage of being more robust compared to tracking-based approaches, because of the challenges in tracking individual people. But, they are typically limited in the level of semantic detail that can be modeled. Examples of work in this area include Zhong et al. [39], who performed novelty detection in a clustering framework based on long videos represented using spatio-temporal derivatives. Mehran et al. [19] developed a social force model for interpreting the behaviour of crowds of people observed from a long distance.

Other related methods typically model small patches of scenes. Hospedales et al. [10] and Wang et al. [31] build novel topic models for the actions of people or vehicles in surveillance scenes. Kuettel et al. [15] model temporal evolution of discovered topics or activities, for instance discovering different phases of activity.

More closely related to our approach are those that try to form clusters of human activities using unlabeled data. Nibles et al. [22] use a topic model over a bag-of-words representation from local features around a person. Wang et al. [32] cluster images using shape features to discover action classes. Calderara et al. [4] track individuals and reason about scenes to find anomalous trajectories. In this work we develop a clustering framework that examines trajectories in an unsupervised fashion, but reasons about interactions

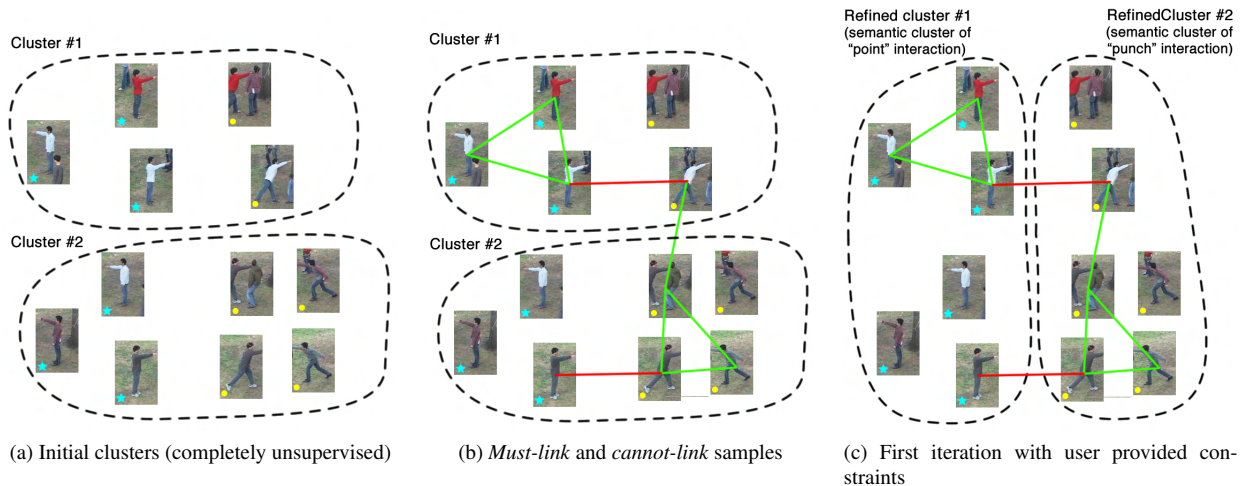


Figure 2: Overview of our iterative algorithm. (a) Unsupervised step: Data are clustered into groups with large margins. Colored shape on the bottom left corner of each sample image indicates the ground truth label, which is unknown for the algorithm. (b) User feedback: The user specifies the *must-link* (green lines) and *cannot-link* (red lines) constraints. (c) Cluster refinement: Clusters consistent with *must-link* and *cannot-link* constraints are regenerated.

between these trajectories of individuals and objects.

### 2.3. Clustering Methods

Clustering is a widely-studied problem; many standard clustering methods have been created, such as k-means, spectral clustering [21], topic models [3], and a variety of mixture models. In addition to the aforementioned methods, maximum margin clustering (MMC) [34] emphasizes the separation between classes. MMC is an extension of max-margin supervised learning (i.e. SVMs). Given a set of observations, MMC performs clustering by finding the hyperplanes with maximum margin through the data. Experimental results have shown that this method often outperforms competing clustering methods.

Supervised large margin methods usually lead to convex optimization problems, while solving unsupervised versions require untangling a non-convex integer program. Therefore, recent research tackled the problem of reducing the computational complexity of MMC [38, 36]. Zhang et al. directly optimize the non-convex problem by changing the loss function to Laplacian loss, instead of optimizing the problem as a non-convex semidefinite program (SDP) [36]. Zhao et al. accelerated the convergence of MMC via a series of tighter relaxed MMC instances [38]. Another line of work is incorporating further information and constraints into MMC. Hu et al. [11] added slack variables for soft pairwise constraints. Zhou et al. developed a maximum margin framework that handles unobserved knowledge in data using latent variables [40]. We build on this line of work, developing a variant of this approach and a novel model for

unsupervised discovery of human interactions.

### 3. Clustering Human Interactions

We assume that an object detection and tracking algorithm exists and a set of trajectories are available<sup>2</sup>. Therefore, the goal is to cluster human trajectories based on their interactions with surrounding humans or vehicles. Each cluster should contain a semantically similar set of interactions. A common approach to this problem is to feed features extracted on each person to a standard clustering algorithm.

However, clustering interactions using a standard approach may not necessarily result in clusters of semantically similar interactions. Two key reasons are:

- **Feature representation:** The underlying features should represent the desired semantic similarity. Otherwise, grouping similar interactions in the space of low-level features cannot guarantee the formation of coherent high-level clusters.
- **Lack of supervision:** A purely unsupervised clustering algorithm is still prone to mistakes due to intra-class variation in high-level semantic classes.

The proposed algorithm can handle those issues effectively. An overview of the algorithm is presented in Fig. 2. We show that by injecting a small amount of user-provided feedback, errors in unsupervised learning can be corrected. Leveraging latent variable representations can address the

<sup>2</sup>In section 5 we provide dataset-specific details on these algorithms.

feature representation issues. We formulate those ideas in a novel variant of max-margin clustering.

### 3.1. Max-Margin Clustering with User Feedback

We propose a novel iterative clustering approach that improves the quality of clusters by iterations of obtaining user feedback on automatically-generated clusters. The basic idea is that a small amount of feedback in each iteration not only fixes mistakes in the clusters, but also can be generalized to other incorrectly clustered examples. This feedback will reduce mistakes in clustering, cases where interactions are assigned to clusters whose dominant interaction type is semantically different (c.f. cluster *purity* measurements).

Assume that we have a set of clusters formed from a video dataset (Fig. 2(a)). A user can be asked to view the generated clusters and to mark a few examples, such as those corresponding to the dominant interaction in each cluster, or misplaced examples (Fig. 2(b)).

Some user-marked samples represent correctly clustered interactions that are semantically similar. Thus, in further clustering they must be grouped together. We represent these interactions in each cluster as *must-link* constraints.

Interactions that are in incorrect clusters can be moved by a user to their corresponding correct clusters. This implies that these samples and the ones in the must-link groups of the incorrect cluster should never be grouped together. This can be represented as *cannot-link* constraints formed between every pair of incorrectly clustered samples and samples in the must-link groups. Second, a must-link constraint should be formed with the samples in the correct group.

In summary, the user-provided feedback indicates a few samples that are correctly clustered and a few samples that should be moved to another cluster in order to improve the clustering quality. This feedback is collected iteratively and the clusters are re-generated (Fig. 2(c)), resulting in pure clusters after a few iterations.

#### 3.1.1 Formulation

We modify the recently proposed latent max-margin clustering (MMC) [40] to formulate our clustering idea. MMC extends the principle of maximum margin in supervised learning (e.g. SVM) to unsupervised clustering, where the labels of data are unobserved. Given a set of examples  $X = \{x_1, x_2, \dots, x_N\}$ , the goal of the algorithm is to find a set of binary labels  $\mathcal{Y} = \{y_{it}\} (i \in \{1, \dots, N\}, t \in \{1, \dots, K\})$ . MMC groups the data into  $K$  clusters in such a way that the margin between classes is maximal. This formulation is extended to include latent variables which can modulate the feature representation for each data sample. In this case, the features for each example are altered by the notion of latent variables such that the separation between clusters is maxi-

mized. However, neither MMC nor latent MMC is capable of incorporating user feedback while discovering clusters of similar interactions. Here, we propose a novel extension of the latent max-margin clustering framework that is able to collect feedback from a user on a set of clusters in order to improve their quality iteratively.

The must-link and cannot-link constraints respectively indicate a set of points that must and must not be grouped together. The set of all must-link constraints is represented using  $G = \{g_m\}_{m=1}^M$  where  $g_m \subset \{1, 2, \dots, N\}$  indicates the indices of samples that must be assigned to the same cluster as indicated by user. Similarly, the cannot-link constraints are represented using a set of pairs  $C = \{(p, q)\}$  where  $(p, q)$  for  $p, q \in \{1, 2, \dots, N\}$  indicate indices of examples that must not be assigned to the same cluster. In addition to the cluster labels  $\mathcal{Y} = \{y_{it}\}$ , a set of new binary variables  $\mathcal{E} = \{e_{mt}\}$  for each group and cluster is defined.

Our proposed clustering framework is defined as the optimization:

$$\min_{\mathcal{W}, \mathcal{Y}, \mathcal{E}, \xi \geq 0} \frac{\lambda}{2} \sum_{t=1}^K \|w_t\|^2 + \frac{1}{K} \sum_{i=1}^N \sum_{r=1}^K \xi_{ir} \quad (1)$$

$$s.t. \quad \sum_{t=1}^K y_{it} f(x_i; w_t) - f(x_i; w_r) \geq 1 - y_{ir} - \xi_{ir} \quad \forall i, r \quad (2)$$

$$\sum_{t=1}^K y_{it} = 1 \quad \forall i, \quad \sum_{t=1}^K e_{mt} = 1 \quad \forall m \quad (3)$$

$$y_{it} \in \{0, 1\} \quad \forall i, t, \quad e_{mt} \in \{0, 1\} \quad \forall m, t \quad (4)$$

$$L \leq \sum_{i=1}^N y_{it} \leq U \quad \forall t \quad (5)$$

$$y_{it} = e_{mt} \quad \forall m, i \in g_m \quad (6)$$

$$y_{pt} + y_{qt} \leq 1 \quad \forall (p, q), t \quad (7)$$

**Objective Function:** In this formulation  $\mathcal{W} = \{w_t\}_{t=1}^K$  contains the parameters of the model. The slack variables  $\xi = \{\xi_{ir}\}, i \in \{1, \dots, N\}, t \in \{1, \dots, K\}$  allow a soft margin, and constant  $\lambda$  controls the trade-off between the slack variables and the margin. The objective function (Eq. 1) and the constraint in Eq. 2 optimizes the parameters of the clustering model  $f(x_i; w_t)$ , and the cluster assignment variables  $\mathcal{Y}$  and  $\mathcal{E}$  such that the margin between the score of the assigned cluster for each sample and its score for any other cluster is maximum. Here,  $f(x_i; w_t) = \max_h [w_t^\top \phi(x_i, h)]$  represents the score of assigning the example  $x_i$  to the cluster  $t$ , which is computed using the best configuration of latent variables. The feature vector for example  $x_i$  with a latent variable configuration  $h$  is denoted by  $\phi(x_i, h)$ .  $y_{it} = 1$  denotes that the example  $x_i$  belongs to the cluster  $t$ ,  $y_{it} = 0$  otherwise. Similarly  $e_{mt} = 1$  denotes that the must link group  $g_m$  belongs to the cluster  $t$ ,  $e_{mt} = 0$  otherwise.

**Assignment Constraints:** The constraints in Eqs. 3 and 4 enforce the instances (or a whole must-link group) to necessarily be assigned to a cluster and only one cluster.



**Cluster Balance:** The constraint in Eq. 5 avoids a degenerate solution to the optimization problem, where all the data points are grouped into one cluster that has infinite margin with other clusters. This constraint sets upper ( $U$ ) and lower ( $L$ ) bounds on the size of the clusters and can further enforce balanced clusters.

**Must-Link Constraints:** The constraint in Eq. 6 ensures that all instances in a must-link group have the same cluster label. Note that here the same must-link group assignment variable  $e_{mt}$  is shared between all instances of a group.

**Cannot-Link Constraints:** The constraint in Eq. 7 enforces that two cannot-link instances are not assigned to the same cluster. Assuming  $(p, q)$  represents two cannot-link samples, if they were assigned to the same cluster, we would have  $y_{pt} + y_{qt} = 2$  for at least one cluster.

### 3.1.2 Optimization

We use an alternating descent algorithm to solve the optimization problem in Eq. 1 considering the constraints defined in Eqs. 2-7. This minimization involves solving for unknown latent variables  $h$  and cluster assignments  $y_{it}$ , and then revising estimates of parameters  $w_t$ . We use the non-convex regularized bundle method (NRBM) [8]. Details of the initialization strategies are described in the experimental results.

We can obtain the set of must-link and cannot-link constraints iteratively from a user. In the first iteration, a clustering of interactions is generated with no supervision, i.e. without considering any constraint of this type. The initial clustering is presented to a user to obtain his/her feedback. The feedback is modeled as additional constraints, as described above. Then, the samples are clustered again in the next iteration to generate new groups of human interactions that reflect the cumulative user-provided feedback in all previous iterations. By iteratively clustering and obtaining feedback one can construct a pure clustering of data with no incorrectly clustered samples. In the experiments section we will show that this can be achieved with a small amount of user feedback.

## 4. Features and Implementation Details

We develop methods for clustering human actions according to their interactions. The framework outlined in Sec. 3 is a general-purpose approach that could be used in a variety of settings for analyzing human interactions. For concreteness, we evaluate our algorithm for human interaction clustering on three standard datasets – UT-Interaction [28], Collective Activity [6], and VIRAT [23]. UT-Interaction and Collective Activity are standard datasets, providing well-defined sets of activity classes for measuring clustering performance. VIRAT contains a larger, more diverse set of potential interactions between

humans or between humans and vehicles. It provides an excellent domain on which to evaluate algorithms’ abilities to discover classes of interactions that are not defined a priori.

We utilize feature representations appropriate to each dataset. For the Collective Activity Dataset, we analyze the human detections in a frame, and cluster video frames according to the group activity present. We describe each frame using an existing method that represents the appearance of person in a scene using HOG features [16]. These HOG features are classified into categories of pose/action, the values of which are treated as latent variables in the clustering model.

For clustering human trajectories in the VIRAT and UT-Interaction datasets, we develop a set of features including relative position/velocity and appearance. These are augmented with a latent variable representation that handles temporal alignment. Details of these features are provided next.

### 4.1. Proximity Features

Given a set of trajectories of people in a scene, we wish to build a representation for their interactions. We assume we have trajectories for the people and objects of interest (e.g. vehicles) in a scene. Different classes of interaction will likely have stereotypical patterns of proximity. For instance, a crowd of people might stand together, engaged in a conversation. Two people might walk together across a scene. A solitary person might approach a parked vehicle. We build a representation that captures the relative positions and velocities of people in a scene in order to differentiate between these types of categories of interaction.

We build a representation for each person in a scene. Focusing on one person, we examine his positions and movements with respect to other people and vehicles in the scene. We use a representation that only examines the focal person and the one person and one vehicle that is closest to that focal person over the course of a trajectory. For that one person or vehicle, we build a histogram representation that captures the relative position and velocity of the focal person with respect to the other.

The histogram representation requires choosing a quantization with respect to relative velocity and distance. In order to reduce dependence on an a priori specification of these bin edges, we use an unsupervised approach. We collect sets of samples of relative velocities and distances across a dataset, and then build either a mixture of Gaussians model or a percentile-based representation in order to construct the histogram representation. Each sample point from a respective trajectory of person or vehicle is encoded according to its responsibility under each component of the mixture of Gaussians or its membership in a percentile range.

More precisely, for a person trajectory  $x$ , the magnitude

of its velocity, is estimated via finite differences between the start and end locations of the track. Then a histogram of velocity is created using soft quantized Gaussian Mixture Model. Similarly, the relative distance between person  $x$  and its nearest person trajectory at time  $t$  is hard quantized to set percentile-based bins, and the histogram of distance is computed by summing over all times.

## 4.2. Appearance Features

Beyond relative positions and movements, the appearance of a person can capture information about the type of interaction occurring. We augment the track-level proximity features with appearance features based on histogram of oriented gradients (HOG) and histogram of oriented flow (HOF) features. In the UT-Interaction dataset, we use a mixture of Gaussians model to represent appearance. We concatenate the HOG and HOF features into a single feature vector and then train a mixture of Gaussians model. Again, each frame is represented by its responsibilities under this model, and summed over time to create a representation for the trajectory.

## 4.3. Latent Variables for Temporal Alignment

The aforementioned features describe a trajectory via a combination of distance, velocity, and appearance features. However, a challenge when attempting to cluster person trajectories is alignment between different tracks. Global histogram-type features of this type can be used to represent trajectories. Yet this type of representation will suffer from a lack of alignment between features for different tracks. For instance, a person might spend a portion of a trajectory standing still, before engaging in an interaction. The precise start or end points of this period of motion are variable, and can be modeled with a latent variable.

In order to account for these differences, we modulate the track features defined above with latent variables that can be used to align the features of different trajectories. We include latent variables to offset the temporal range on which relative distance and velocity features are defined.

## 5. Experiments

**Performance measure:** We measure clustering performance using *purity*, a standard measure which evaluates accuracy of most frequent class in each cluster. In each cluster if we assume the points that have the same label as the most frequent class are *correctly* labeled, then the purity is the ratio of all correctly labeled points to the total number of points. Note that purity is analogous to classification accuracy in a setting where the number of clusters equals the number of ground truth classes.

**Initialization:** For the first iteration, which is fully unsupervised, we initialize our clustering algorithm with a weight vector with all weights set to 1. This produces a

set of clusters, then we obtain feedback from the user and add the constraints to our clustering algorithm. For the next iteration, we initialize the algorithm with the weight vector that we obtained from the previous iteration. We do this iteratively until we reach 100% purity.

### 5.1. Datasets

**UT-Interaction Dataset:** The UT-Interaction Dataset [28] contains 2 sets of videos containing pairs of people interacting with each other. Set 1 is captured in a parking lot with a stationary background. Set 2 is captured on a grassy lawn with slight background movement and some camera jitter. Each set contains 10 video sequences with at least one occurrence of each of 6 categories of interaction: *shake hands*, *hug*, *kick*, *point*, *punch*, and *push*. We use the classification version of the dataset, and run automated human detection [7] and tracking [27] to obtain trajectories of the two people involved in each interaction. Set 1 exhibits scale variation, and the scale of the humans in each sequence is automatically estimated from human detection results. We compute velocity, distance, and appearance features for each person (Sec. 4).

We use two different latent variables in our experiments on UT-Interaction. The first is a temporal alignment latent variable that chooses the best 20 frame long temporal window from a track. The second latent variable models who is playing which role in an interaction – for example in a pushing interaction, one person is the pusher, and the other the “pushee.” A latent variable is used to swap the roles of the two people in the feature vector. Since the UT-Interaction dataset is cleanly structured, with each interaction coming from one of 6 categories, we cluster the tracks into 6 groups. We conduct experiments using a variety of values for parameter  $\lambda$  in the set of  $\{10^{-3}, 10^{-2}, \dots, 10^2, 10^3\}$ , and the best purity is selected. We set lower bound ( $L$ ) and upper bound ( $U$ ) of clusters to 0.9 and 1.1 of *average cluster size* respectively.

**Collective Activity:** This dataset contains a total of 44 short video clips recorded by consumer camcorders. In each video, people are annotated every ten frames, and labeled as one of the following five categories: *crossing*, *waiting*, *queuing*, *walking*, and *talking*. The label of each frame is assigned according to the dominant activity of people in that frame. The features are obtained from [16]: from each activity category one third of the videos are taken to be clustered using our model, and the rest used to for the joint action/pose classifiers that are used as features.

Each person can have one of the following eight pose categories: *right*, *front-right*, *front*, *front-left*, *left*, *back-left*, *back* and *back-right*. We assign an action label to each person according to his/her pose and activity. Therefore, there are forty different action labels (e.g. *crossing front-left*). These action labels are latent variables and our algorithm

automatically assigns them to people. We cluster the scenes into  $K = 6$  clusters. In our experiment we tried a wide range of values for  $\lambda$  in the set of  $\{10^{-3}, 10^{-2}, \dots, 10^2, 10^3\}$  for both the first iteration of our algorithm and MMC. We used the best purity for comparison. Lower bound ( $L$ ) and upper bound ( $U$ ) are set to 0.6 and 1.4 of *average cluster size*, respectively.

**VIRAT Dataset:** The release 2 of VIRAT Ground dataset [23] contains more than 8 hours of videos captured by surveillance cameras from 12 different scenes. The ground truth annotation contains rare human-vehicle interactions designed for detection tasks in surveillance settings. However, in this work we are interested in discovering other types of interactions such as human-human interactions in addition to human-vehicle interactions. Therefore, we defined a new set of labels and manually labeled a portion of the dataset. The label set contains: *talking to a person, interacting with a car, walking alone, walking with a person, and standing alone*

In this dataset, we focus on scene 0001, viewing a parking lot. We used a state-of-the-art tracking algorithm [37] to automatically extract 90 human/vehicle tracklets of length 12 seconds (80 humans and 10 vehicles) from manual initializations. We formed the ground truth by labeling the human tracklets based on their interaction with other people or vehicles.

We compute distance and velocity features over each quarter of each tracklet, i.e. temporally binning features with 4 replicates. The dataset contains scenes with multiple people and vehicles present at once. For each focal person, we find the one person and one vehicle with shortest median distance to the focal person, which are considered as the closest person and vehicle to the focal person, respectively. Distance features are computed with respect to this vehicle and person pair. Latent variables for temporal alignment are used in a sliding window fashion, choosing a 6 second long sub-region within the tracklet. We set the number of clusters  $K = 5$ , lower bound  $L = 0.4$ , and upper bound  $U = 1.6$ . We use the best purity  $\lambda$  in the set  $\{10^{-3}, 10^{-2}, \dots, 10^2, 10^3\}$  for each method.

## 5.2. Results

**Fully unsupervised (iteration-0):** In the first round of the process, we leverage the features and latent model to cluster data into groups with large margin. There is no supervision in this step. Our experiments show that the clustering results of this step are better than baseline clustering methods. We compare our method with *K-means*, *Spectral Clustering*, and *Max-Margin Clustering*. Fig. 5 shows the results in terms of purity, and Fig. 3 shows confusion matrices. Our method works significantly better than the common baselines. For instance, on the Collective Activity dataset, among baselines MMC achieved highest purity,

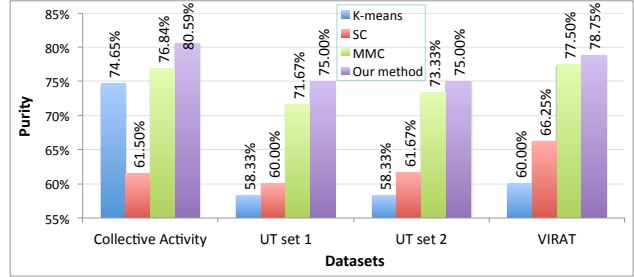


Figure 5: Performance of our clustering method compared to other baseline methods on different datasets. For all datasets, our proposed method generates clusters of high purity without any supervision on activity labels.

76.84%. While our method produces clusters with 80.59% purity.

**User feedback:** After the first iteration, a user is asked to look through the clusters and choose a small group of dominant interactions from each cluster. These form the *must-link* constraints. Then we ask the user to select a few mis-clustered interactions from each cluster and put them in their corresponding groups that are chosen in the previous step. These form the *cannot-link* constraints. Note that if the user doesn't provide misclustered points for some clusters, we consider them as pure clusters and don't break them in the next iteration.

We used the ground truth labels to mimic the user feedback. In each iteration,  $m$  interactions are selected uniformly at random from the dominant interactions of each cluster. Those form the *must-link* constraints. We chose  $m = 5$  for Collective Activity and UT and  $m = 8$  for VIRAT, which can practically be done by a real user. Then, we randomly select up to  $c$  interactions from the misclustered interactions, form *cannot-link* constraints, then add them to their corresponding groups. We set  $c = 5$  for Collective Activity and  $c = 2$  for UT and VIRAT.

Correcting the label of misclustered interactions will increase *purity*, since the total number of correctly clustered points will be increased. In order to demonstrate how our method is capable of generalizing the user-feedback to incorrectly labeled interactions, a baseline method called *Manually labeled* is also defined that represents the purity of clusters after correcting the misclustered interactions solely based on the feedback.

Fig. 4 shows the average performance of our method over 10 runs with different random samplings at each iteration. The results show that our proposed method generates pure clusters after a few iterations of obtaining user-feedback on clusters that were originally generated with zero supervision (i.e. iteration-0). The comparison of our method with the manually labeled baseline also demonstrates how our method can generalize the user-feedback to

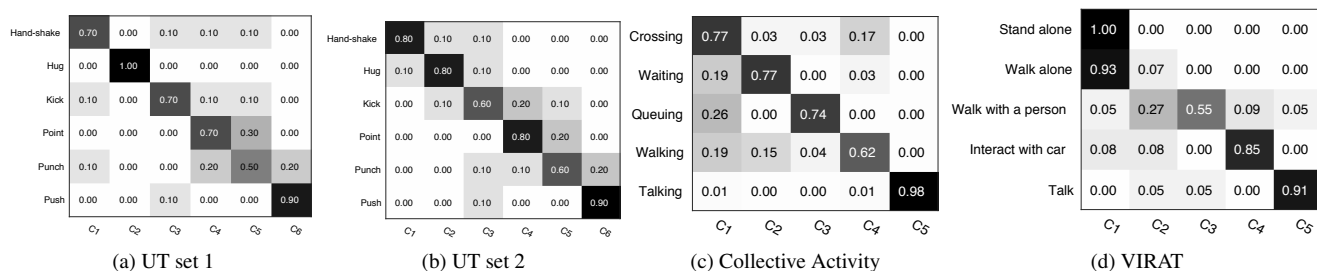


Figure 3: Confusion matrices of clusters generated at iteration-0 for UT Interactions Set 1 (a), Set 2 (b), Collective Activity dataset (c), and VIRAT(d).

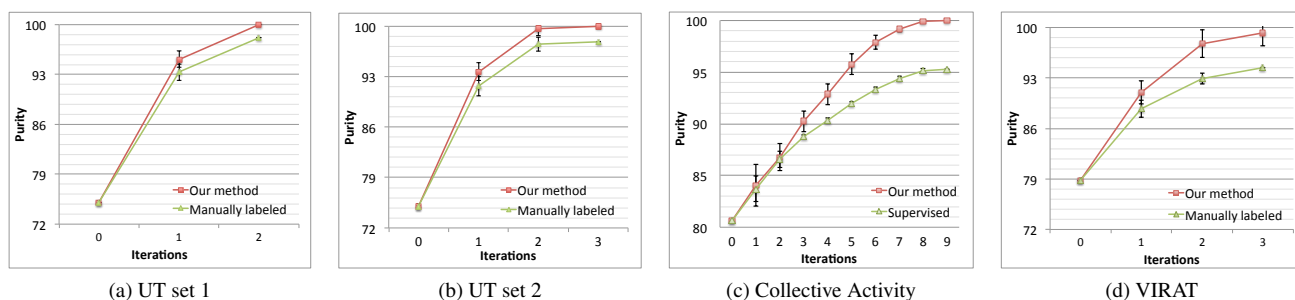


Figure 4: Average purity of the proposed clustering model for UT-Interaction Set 1 (a), Set 2 (b), Collective Activity (c), and VIRAT (d). Our method constructs 100% pure clusters after a few iterations of obtaining user-feedback. Our performance is significantly better than the *manually labeled* baseline that uses the feedback for correcting misclustered interactions that are generated in iteration-0 with zero supervision.

mis-clustered samples. Error bars show the standard deviation over the 10 runs.

**Running time:** Our proposed clustering algorithm takes only a few seconds to cluster data given user feedback. The average clustering time per feedback iteration for each dataset is as follows: VIRAT: 2 seconds, Collective Activity: 7s, and UT-Interaction: 18s on a Intel Core i7 CPU (@ 3.40GHz) in a MATLAB implementation.

**User effort:** The number of data points corrected by the user in each iteration is small. On average the number of misclustered points that are labeled by the user in each iteration is  $9.5 \pm 3.2$  for VIRAT,  $9.6 \pm 6.4$  for Collective Activity, and  $4.5 \pm 4.9$  for UT. Note that, overall, this corresponds to a small amount of labeling compared to the dataset size. For instance, for the Collective Activity dataset the total number of these annotations over all iterations is only 15% of the whole dataset on average.

## 6. Conclusion

We proposed a method for discovering human interactions in video sequences based on unsupervised learning combined with user feedback. The method operates on trajectories of people, and reasons about their interactions with

other people and/or vehicles present in a set of videos. We use feature representations that allow the model to account for alignment of trajectories extracted from different parts of a video and the actions of individual people. A novel variant of latent max-margin clustering was developed to discover clusters in an iterative fashion, including user feedback at each iteration.

The method shows promise for automatically discovering the types of interactions that occur in a scene. On the standard UT-Interaction and Collective Activity datasets, the purely unsupervised approach obtains cluster purity that is close to methods based on supervised classification. On the large VIRAT corpus, a varied set of human-human and human-vehicle interactions were discovered. A small number of iterations of limited user feedback results in perfectly pure clusters of human interactions, demonstrating a promising alternative to supervised approaches for human interaction analysis.

## References

- [1] M. R. Amer, D. Xie, M. Zhao, S. Todorovic, and S.-C. Zhu. Cost-sensitive top-down / bottom-up inference for multiscale activity recognition. In *ECCV*, 2012. 2



- [2] S. Bandla and K. Grauman. Active learning of an action detector from untrimmed videos. In *International Conference on Computer Vision (ICCV)*, 2013. 2
- [3] D. M. Blei, A. Y. Ng, and M. I. Jordan. Latent Dirichlet allocation. *Journal of Machine Learning Research*, 3:993–1022, 2003. 3
- [4] S. Calderara, U. Heinemann, A. Prati, R. Cucchiara, and N. Tishby. Detecting anomalies in peoples trajectories using spectral graph analysis. *CVIU*, 115:1099–1111, 2011. 2
- [5] W. Choi and S. Savarese. A unified framework for multi-target tracking and collective activity recognition. In *ECCV*, 2012. 2
- [6] W. Choi, K. Shahid, and S. Savarese. Learning context for collective activity recognition. In *Computer Vision and Pattern Recognition (CVPR), 2011 IEEE Conference on*, pages 3273–3280. IEEE, 2011. 5
- [7] N. Dalal and B. Triggs. Histograms of oriented gradients for human detection. In *CVPR*, 2005. 6
- [8] T.-M.-T. Do and T. Artières. Large margin training for hidden markov models with partially observed states. In *Proceedings of the 26th Annual International Conference on Machine Learning*, pages 265–272. ACM, 2009. 5
- [9] K. Duan, D. Parikh, D. Crandall, and K. Grauman. Discovering localized attributes for fine-grained recognition. In *IEEE Conference on Computer Vision and Pattern Recognition (CVPR)*, 2012. 2
- [10] T. M. Hospedales, S. Gong, and T. Xiang. A markov clustering topic model for mining behaviour in video. In *International Conference on Computer Vision*, 2009. 2
- [11] Y. Hu, J. Wang, N. Yu, and X.-S. Hua. Maximum margin clustering with pairwise constraints. In *Eighth IEEE International Conference on Data Mining (ICDM)*, 2008. 3
- [12] S. S. Intille and A. Bobick. Recognizing planned, multi-person action. *Computer Vision and Image Understanding (CVIU)*, 81:414–445, 2001. 2
- [13] S. Khamis, V. I. Morariu, and L. S. Davis. Combining per-frame and per-track cues for multi-person action recognition. In *European Conference on Computer Vision*, 2012. 2
- [14] A. Kovashka, S. Vijayanarasimhan, and K. Grauman. Actively selecting annotations among objects and attributes. In *International Conference on Computer Vision (ICCV)*, 2011. 2
- [15] D. Kuettel, M. D. Breitenstein, L. Van Gool, and V. Ferrari. What’s going on? discovering spatio-temporal dependencies in dynamic scenes. In *Computer Vision and Pattern Recognition (CVPR)*, 2010. 2
- [16] T. Lan, Y. Wang, W. Yang, S. Robinovitch, and G. Mori. Discriminative latent models for recognizing contextual group activities. *IEEE Transactions on Pattern Analysis and Machine Intelligence*, 34(8):1549–1562, 2012. 2, 5, 6
- [17] V. Mahadevan, W. Li, V. Bhalodia, and N. Vasconcelos. Anomaly detection in crowded scenes. In *Proceedings of IEEE Conference on Computer Vision and Pattern Recognition*, 2010. 2
- [18] G. Médioni, I. Cohen, F. Brémond, S. Hongeng, and R. Nevatia. Event detection and analysis from video streams. *IEEE Trans. PAMI*, 23(8):873–889, 2001. 1, 2
- [19] R. Mehran, A. Oyama, and M. Shah. Abnormal crowd behavior detection using social force model. In *CVPR*, 2009. 2
- [20] B. T. Morris and M. M. Trivedi. Trajectory learning for activity understanding: Unsupervised, multilevel, and long-term adaptive approach. *Pattern Analysis and Machine Intelligence, IEEE Transactions on*, 33(11):2287–2301, 2011. 2
- [21] A. Y. Ng, M. I. Jordan, and Y. Weiss. On spectral clustering: Analysis and an algorithm. *Advances in Neural Information Processing Systems*, 2002. 3
- [22] J. C. Niebles, H. Wang, and L. Fei-Fei. Unsupervised learning of human action categories using spatial-temporal words. *IJCV*, 79(3):299–318, 2008. 2
- [23] S. Oh, A. Hoogs, A. Perera, N. Cuntoor, C.-C. Chen, J. T. Lee, S. Mukherjee, J. K. Aggarwal, H. Lee, L. Davis, E. Swears, X. Wang, Q. Ji, K. Reddy, M. Shah, C. Vondrick, H. Pirsiavash, D. Ramanan, J. Yuen, A. Torralbe, B. Song, A. Fong, A. Roy-Chowdhury, and M. Desai. A Large-scale Benchmark Dataset for Event Recognition in Surveillance Video. In *CVPR*, 2011. 5, 7
- [24] A. Patron-Perez, M. Marszalek, A. Zisserman, and I. D. Reid. High five: Recognising human interactions in TV shows. In *BMVC*, 2010. 2
- [25] R. Poppe. A survey on vision-based human action recognition. *IVC*, 28:976–990, 2010. 2
- [26] M. J. Roshtkhari and M. D. Levine. Online dominant and anomalous behavior detection in videos. In *IEEE Conference on Computer Vision and Pattern Recognition (CVPR)*, 2013. 2
- [27] D. Ross, J. Lim, R.-S. Lin, and M.-H. Yang. Incremental learning for robust visual tracking. *International Journal of Computer Vision*, 77(1-3):125–141, 2008. 6
- [28] M. Ryoo and J. Aggarwal. Spatio-temporal relationship match: Video structure comparison for recognition of complex human activities. In *International Conference on Computer Vision*, 2009. 5, 6
- [29] M. S. Ryoo and J. K. Aggarwal. Stochastic representation and recognition of high-level group activities. *International Journal of Computer Vision (IJCV)*, 93(2):183–200, 2011. 1, 2
- [30] C. Vondrick and D. Ramanan. Video annotation and tracking with active learning. In *Advances in Neural Information Processing Systems 24*, 2011. 2
- [31] X. Wang, X. Ma, and E. Grimson. Unsupervised activity perception in crowded and complicated scenes using hierarchical bayesian models. *IEEE Trans. Pattern Analysis and Machine Intelligence*, 31(3):539–555, 2009. 2
- [32] Y. Wang, H. Jiang, M. S. Drew, Z.-N. Li, and G. Mori. Unsupervised discovery of action classes. In *CVPR*, 2006. 2
- [33] D. Weinland, R. Ronfard, and E. Boyer. A survey of vision-based methods for action representation, segmentation and recognition. In *Computer Vision and Image Understanding, Vol. 115, Issues 2, pp. 224,241*, 2010. 2
- [34] L. Xu, J. Neufeld, B. Larson, and D. Schuurmans. Maximum margin clustering. In *Advances in Neural Information Processing Systems*, 2004. 3

- [35] R. Yan, J. Yang, and A. Hauptmann. Automatically labeling video data using multi-class active learning. In *International Conference on Computer Vision (ICCV)*, 2003. [2](#)
- [36] K. Zhang, I. W. Tsang, and J. T. Kwok. Maximum margin clustering made practical. *IEEE Transactions on Neural Networks*, 20(4):583–596, 2009. [3](#)
- [37] K. Zhang, L. Zhang, and M. Yang. Fast compressive tracking. *Pattern Analysis and Machine Intelligence, IEEE Transactions on*, 2014. [7](#)
- [38] B. Zhao, F. Wang, and C. Zhang. Efficient multiclass maximum margin clustering. In *Proceedings of the 25th International Conference on Machine Learning*, 2008. [3](#)
- [39] H. Zhong, J. Shi, and M. Visontai. Detecting unusual activity in video. In *CVPR*, 2004. [2](#)
- [40] G.-T. Zhou, T. Lan, A. Vahdat, and G. Mori. Latent maximum margin clustering. In *NIPS*, 2013. [3](#), [4](#)
- [41] Y. Zhu, N. Nayak, and A. Roy-Chowdhury. Context-aware modeling and recognition of activities in video. In *Computer Vision and Pattern Recognition*, 2013. [1](#), [2](#)