

When the expansion of finite-size corrections to hydrogen Lamb shift in moments of charge distribution breaks down

Franziska Hagelstein and Vladimir Pascalutsa

*Institut für Kernphysik, Cluster of Excellence PRISMA,
Johannes Gutenberg-Universität Mainz, D-55128 Mainz, Germany*

(Dated: January 12, 2022)

We point out a limitation of the standard way of accounting the finite-size effects, i.e., when the leading $[(Z\alpha)^4]$ and subleading $[(Z\alpha)^5]$ contributions to the Lamb shift are given by the mean-square radius and the third Zemach moment of the charge distribution. This limitation may have profound consequences for the interpretation of the “proton size puzzle”. We find, for instance, that the de Rújula toy model of the proton form factor does not resolve the puzzle as claimed, despite the large value of the third Zemach moment. Given the formula which does not rely on the radii expansion, we show how tiny (less than a hundredth of percent) changes in the proton electric form factor at a MeV scale would be able to explain the puzzle.

I. INTRODUCTION

The proton structure is long-known to affect the hydrogen spectrum, predominantly by an upward shift of the S -levels expressed in terms of the root-mean-square (rms) radius,

$$R_E = \sqrt{\langle r^2 \rangle_E}, \quad \langle r^N \rangle_E \equiv \int d\vec{r} r^N \rho_E(\vec{r}), \quad (1)$$

of the proton charge distribution ρ_E . At leading order (LO) in the fine-structure constant α , the n th S -level is shifted by (cf., [1]):

$$\Delta E_{nS}(\text{LO}) = \frac{2(Z\alpha)^4 m_r^3}{3n^3} R_E^2, \quad (2)$$

where $Z = 1$ for the proton, m_r is the reduced mass. The proton charge radius has thus been extracted from the hydrogen (eH) and muonic-hydrogen (μH) Lamb shifts, with rather contradictory results:

$$R_{Ep}(eH) = 0.8775(51) \text{ fm} [2], \quad (3)$$

$$R_{Ep}(\mu H) = 0.84087(39) \text{ fm} [3, 4]. \quad (4)$$

The eH value is backed up by the extractions from electron-proton (ep) scattering [5, 6], albeit with a notable exception [7].

The next-to-leading order (NLO) effect of the nuclear charge distribution is given by [8]:

$$\Delta E_{nS}(\text{NLO}) = -\frac{(Z\alpha)^5 m_r^4}{3n^3} R_{E(2)}^3, \quad (5)$$

with $R_{E(2)} = \sqrt[3]{\langle r^3 \rangle_{E(2)}}$ the Friar radius and

$$\langle r^3 \rangle_{E(2)} = \int d\vec{r} \rho_E(\vec{r}) \int d\vec{r}' |\vec{r} - \vec{r}'|^3 \rho_E(\vec{r}') \quad (6)$$

the third Zemach moment. Other α^5 effects of proton structure, such as polarizabilities, play a lesser role in both normal and muonic hydrogen, and are not of relevance to our discussion of finite-size effects here.

A Lorentz-invariant definition of the above moments is given in terms of the electric form factor (FF), $G_E(Q^2)$, as:

$$\langle r^2 \rangle_E = -6 \lim_{Q^2 \rightarrow 0} \frac{d}{dQ^2} G_E(Q^2), \quad (7a)$$

$$\langle r^3 \rangle_E = \frac{48}{\pi} \int_0^\infty \frac{dQ}{Q^4} \{ G_E(Q^2) - 1 + \frac{1}{6} \langle r^2 \rangle_E Q^2 \}, \quad (7b)$$

$$\langle r^3 \rangle_{E(2)} = \frac{48}{\pi} \int_0^\infty \frac{dQ}{Q^4} \{ G_E^2(Q^2) - 1 + \frac{1}{3} \langle r^2 \rangle_E Q^2 \}. \quad (7c)$$

At the current level of precision, the eH Lamb shift sees only the LO term, while in μH the NLO term becomes appreciable. An immediate resolution of the eH vs. μH discrepancy (aka, the *proton size puzzle*) was suggested by de Rújula [9], whose toy model for proton charge distribution yielded a large Friar radius, capable of providing the observed μH Lamb shift using the R_E value from eH . Later this model was shown to be incompatible with the empirical FF G_E extracted from ep scattering [10, 11]. In this work we find that the μH Lamb shift in de Rújula’s model is not described correctly by the standard formulae of Eqs. (2) and (5). The correct result involves an infinite series of moments, and it does not provide any significant reduction of the discrepancy in that model. We shall consider a different scenario of mending the discrepancy by a small change in the proton FF, using the corrected formulae.

II. LAMB SHIFT: TO EXPAND OR NOT

Our main observation is that the standard expansion in the moments is only valid provided the convergence radius of the Taylor expansion of G_E in Q^2 is much larger than the inverse Bohr radius of the given hydrogen-like system. In other words, for $Q^2 \sim (Z\alpha m_r)^2$, the electric FF must be representable by a quickly convergent power series.

To see this we write the electric FF correction to the Coulomb potential $(-Z\alpha/r)$ as follows:

$$V_{\text{FF}}(r) = \frac{Z\alpha}{\pi r} \int_{t_0}^\infty \frac{dt}{t} e^{-r\sqrt{t}} \text{Im } G_E(t), \quad (8)$$

where $\text{Im } G_E$ is the discontinuity in the FF across the branch cuts in the time-like region. This potential is derived by taking

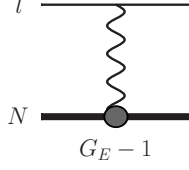


FIG. 1: One-photon exchange graph with FF dependent electromagnetic vertex.

the non-relativistic limit of the one-photon exchange graph in Fig.1, and assuming the FF to satisfy the subtracted dispersion relation:

$$G_E(Q^2) = 1 - \frac{Q^2}{\pi} \int_{t_0}^{\infty} dt \frac{\text{Im } G_E(t)}{t + Q^2}. \quad (9)$$

Here, as usual: $Q^2 = -q^2 \geq 0$, with q the four-momentum of the exchanged photon; $t_0 \geq 0$ is the particle-production threshold associated with the given discontinuity of the FF.

The effect of this Yukawa-type correction on the hydrogen spectrum can easily be worked out using time-independent perturbation theory. At first order we obtain the following expression for the $2P - 2S$ Lamb shift:

$$E_{2P-2S}^{\text{FF}(1)} = -\frac{(Z\alpha)^4 m_r^3}{2\pi} \int_{t_0}^{\infty} dt \frac{\text{Im } G_E(t)}{(\sqrt{t} + Z\alpha m_r)^4} \quad (10)$$

$$= -\frac{(Z\alpha)^4 m_r^3}{12} \sum_{k=0}^{\infty} \frac{(-Z\alpha m_r)^k}{k!} \langle r^{k+2} \rangle_E, \quad (11)$$

where in the second step we have expanded in the moments of the charge distribution, introduced in Eq. (1), using the following (Lorentz-invariant) definition:

$$\langle r^N \rangle_E = \frac{(N+1)!}{\pi} \int_{t_0}^{\infty} dt \frac{\text{Im } G_E(t)}{t^{N/2+1}}. \quad (12)$$

One can now easily see that the convergence radius of the power-series expansion in moments is limited by t_0 , i.e. the proximity of the nearest particle-production threshold. For the proton we of course expect t_0 to be a hadronic scale, of which the pion mass is the lowest, and the series should converge quickly for hydrogen, and in fact for most of the hydrogen-like systems. The new physics searches are a different story. Inclusion of new light particles (e.g., an axion), or anything that changes the FF at very low Q^2 (and equivalently, the charge distribution at large distances) may invalidate the expansion in the moments. Before illustrating this point more quantitatively (in Sect. III), we need to make a few more technical steps.

First, we observe that the expansion of the first-order Lamb shift to order α^5 ,

$$E_{2P-2S}^{\text{FF}(1)} = -\frac{(Z\alpha)^4 m_r^3}{12} [\langle r^2 \rangle_E - Z\alpha m_r \langle r^3 \rangle_E], \quad (13)$$

does not exactly reproduce the Friar term in Eq. (5). To do so, we need to treat our potential to second order in perturbation

theory. The second-order Lamb-shift is, to $O(\alpha^5)$, given by:

$$\begin{aligned} E_{2P-2S}^{\text{FF}(2)} &= (Z\alpha)^5 m_r^4 \frac{2}{\pi} \int_0^{\infty} dQ \left\{ \frac{1}{\pi} \int_{t_0}^{\infty} dt \frac{\text{Im } G_E(t)}{t + Q^2} \right\}^2 \\ &= (Z\alpha)^5 m_r^4 \frac{2}{\pi} \int_0^{\infty} \frac{dQ}{Q^4} \{G_E(Q^2) - 1\}^2 \quad (14) \end{aligned}$$

$$= -\frac{(Z\alpha)^5 m_r^4}{12} [\langle r^3 \rangle_E - \frac{1}{2} \langle r^3 \rangle_{E(2)}]. \quad (15)$$

Combining it with the first order, we see that the third moment is replaced by the third Zemach moment, leading to Eq. (5). Certainly, if the expansion of the first-order result in moments breaks down, this second-order calculation is inadequate too.

The second step is to express the exact (unexpanded) first-order Lamb shift in terms of G_E rather than of its discontinuity. To do so, we realize that in any identity of the form,

$$\frac{1}{\pi} \int_{t_0}^{\infty} dt W(t) \text{Im } G_E(t) = \int_0^{\infty} dQ w(Q) G_E(Q^2), \quad (16)$$

the function W is the Stieltjes integral transform of w , i.e.:

$$W(t) = \int_0^{\infty} dQ \frac{w(Q)}{t + Q^2}. \quad (17)$$

Hence, to recast Eq. (10) in terms of G_E we need to find the inverse Stieltjes transform [12] of

$$W(t) = -\frac{(Z\alpha)^4 m_r^3}{2(\sqrt{t} + \alpha m_r)^4}. \quad (18)$$

The result is:

$$\begin{aligned} w(Q) &= \frac{Q}{i\pi} \lim_{\varepsilon \rightarrow 0} \{W(-Q^2 - i\varepsilon) - W(-Q^2 + i\varepsilon)\}, \\ &= -\frac{4}{\pi} (Z\alpha)^5 m_r^4 Q^2 \frac{(Z\alpha m_r)^2 - Q^2}{[(Z\alpha m_r)^2 + Q^2]^4}. \quad (19) \end{aligned}$$

We also can express the Lamb shift in terms of the spherically-symmetric charge distribution, knowing that the latter is given

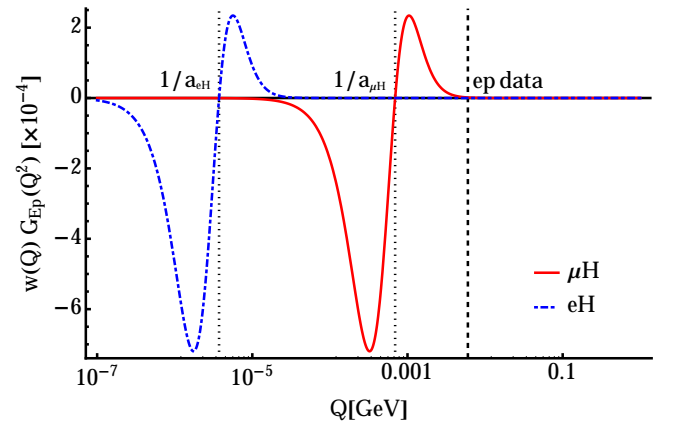


FIG. 2: Integrand of the 1st-order contribution to eH and μ H Lamb shifts using dipole FF, see Eq. (19).

by the following Laplace transform of the FF discontinuity:

$$\rho_E(r) = \frac{1}{(2\pi)^2 r} \int_{t_0}^{\infty} dt \operatorname{Im} G_E(t) e^{-r\sqrt{t}}. \quad (20)$$

Collecting it all together, we have

$$E_{2P-2S}^{\text{FF}(1)} = \int_0^{\infty} dQ w(Q) G_E(Q^2) \quad (21a)$$

$$= -\frac{1}{3}\pi(Z\alpha)^4 m_r^3 \int_0^{\infty} dr r^4 e^{-r/a} \rho_E(r), \quad (21b)$$

with $w(Q)$ given in Eq. (19), and the Bohr radius $a = 1/(Z\alpha m_r)$. The expression in terms of the charge density is the simplest and has the most intuitive interpretation: the first-order Lamb shift is given by the mean-square radius cut off at the Bohr radius by the Coulomb wave function. Indeed, it is simply the LO result, Eq. (2), with $\langle r^2 \rangle_E$ replaced by $\langle r^2 e^{-r/a} \rangle_E$.

One can now plug in a specific charge density or FF parametrisation and see how good the expansion in the moments is. For instance, we find that the expansion does not converge for the charge density proposed by de Rújula to explain the proton size puzzle. His model does give an unusually large Friar radius, however it does not affect the μH Lamb shift in the way expected from the expansion into moments. We find in this model that, in the corner of the parameter space used to explain the puzzle, the μH Lamb shift obtained using Eq. (21) is very similar to the LO result, Eq. (2), and is nearly not as sensitive to the Friar-radius value as the NLO term, Eq. (5), by itself.

In contrast, for most of the popular FF parametrisations used in fitting the ep data, including dipole form, the expansion in moments is appropriate. We have checked all of the parametrisation listed in Appendix of Ref. [13].

In general, the break down of the moment expansion can only be expected for FF with non-analytic (non-smooth) behaviour in the region of Q comparable to inverse Bohr radius. To see this more explicitly we plot the integrand of Eq. (21a) in Fig. 2, for the dipole form of the proton FF, i.e.: $G_{Ep} = (1 + Q^2/0.71\text{GeV}^2)^{-2}$. One can see that the total integral over Q is the result of large cancellations around the Bohr radius scale. Any relatively small variation in the FF around that scale may lead to significant effects in the Lamb shift.

Concerning the proton size puzzle, let us note that the two curves in Fig. 2 represent the two hydrogens, and that their regions of large cancellations are well separated. Also separated is the region of present ep scattering data, $Q^2 > 0.004\text{GeV}^2$. Therefore, if there is a missing effect in the FF responsible for the puzzle, it must be localised between the inverse μH Bohr radius and the onset of the ep data, i.e., Q from roughly 1 to 100 MeV. In this way, a significant effect in the μH Lamb shift would not be reflected in either the $e\text{H}$ or the ep scattering data. To see this more quantitatively, we next set up a toy model for a very small change of the FF in that region.

III. A TOY MODEL RESOLVING THE PUZZLE

We assume the electric FF to have a smooth part \overline{G}_E and a fluctuation \tilde{G}_E , such that $G_E = \overline{G}_E + \tilde{G}_E$. For the smooth part we take some well-known parametrisation which fits the ep data, for instance the chain-fraction fit of Arrington and Sick [14]:

$$\overline{G}_E(Q^2) = \frac{1}{1 + \frac{3.478 Q^2}{1 - \frac{0.140 Q^2}{1 - \frac{1.311 Q^2}{1 + \frac{1.128 Q^2}{1 - 0.233 Q^2}}}}} \quad (22)$$

For the fluctuation we adopt the following Lorentzian:

$$\tilde{G}_E(Q^2) = \frac{A}{\pi} \left\{ \frac{\epsilon^2}{(Q^2 - Q_0^2)^2 + \epsilon^4} - \frac{\epsilon^2}{Q_0^4 + \epsilon^4} \right\}, \quad (23)$$

which describes a Breit-Wigner type of peak around Q_0^2 with width given by $2\epsilon^2$. Its impact on the μH Lamb shift is maximal at the extremum of $w(Q)$ in Eq. (21a), and hence we set:

$$Q_0 = \frac{1}{2a_{\mu H}} \sqrt{5 + \sqrt{17}} \simeq 1.04657\text{MeV}. \quad (24)$$

The other two parameters, A and ϵ , are fixed by requiring our FF to yield the empirical Lamb shift contribution, in both normal and muonic hydrogen, i.e.:

$$E_{2P-2S}^{\text{FF}(exp.)}(e\text{H}) = -0.62250(724)\text{neV}, \quad (25a)$$

$$E_{2P-2S}^{\text{FF}(exp.)}(\mu\text{H}) = -3650(2)\mu\text{eV}. \quad (25b)$$

This is simply what is allocated by the experiments for the finite-size contributions described by standard formulae, Eq. (2) and (5). The Fig. 3 shows at which A and ϵ our FF complies with either $e\text{H}$ (dot-dashed curve) or μH (solid curve) Lamb shift. For $A = 5.6 \times 10^{-6}\text{MeV}^2$ and $\epsilon = 0.245\text{MeV}$, our FF complies with both of them!

The effect of the fluctuation on the FF is extremely tiny, in fact

$$\left| \frac{\tilde{G}_E}{\overline{G}_E} \right| < 3 \times 10^{-5}, \quad (26)$$

for any Q^2 . Nevertheless, it obviously has a profound effect on μH Lamb shift, and on the moments of charge distribution. Its effect on the second and third moment is given by:

$$\langle \widetilde{r^2} \rangle_E \equiv -6 \frac{d}{dQ^2} \tilde{G}_E(Q^2) \Big|_{Q^2=0} = -\frac{12A Q_0^2 \epsilon^2}{\pi(Q_0^4 + \epsilon^4)^2}, \quad (27)$$

$$\begin{aligned} \langle \widetilde{r^3} \rangle_E &\equiv \frac{48}{\pi} \int_0^{\infty} \frac{dQ}{Q^4} \left\{ \tilde{G}_E(Q^2) + \frac{1}{6} \langle \widetilde{r^2} \rangle_E Q^2 \right\} \\ &= -\frac{12iA}{\pi} \left\{ \frac{1}{(-Q_0^2 - i\epsilon^2)^{5/2}} - \frac{1}{(-Q_0^2 + i\epsilon^2)^{5/2}} \right\} \\ &= \frac{24A}{\pi Q_0^5} + O(\epsilon^2/Q_0^2). \end{aligned} \quad (28)$$

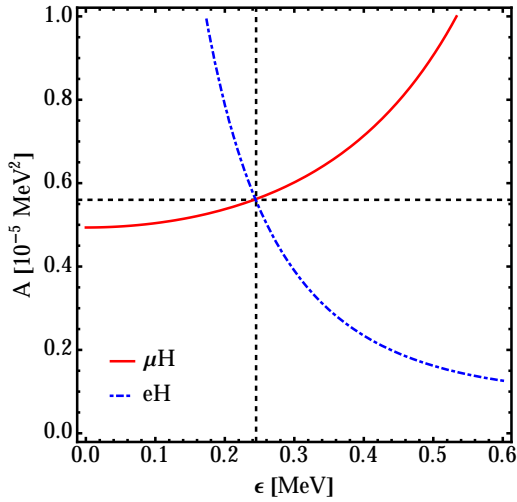


FIG. 3: Parameters of \tilde{G}_E for which the eH and μ H Lamb shifts of Eq. (25) are reproduced, given Q_0 set by Eq. (24).

	Eq.	\bar{G}_E	\tilde{G}_E	$\bar{G}_E + \tilde{G}_E$
$\langle r^2 \rangle_E [\text{fm}^2]$	(7a)	$(0.9014)^2$	$-(0.1945)^2$	$(0.8802)^2$
$\langle r^3 \rangle_E [\text{fm}^3]$	(7b)	$(1.052)^3$	$(6.369)^3$	$(6.379)^3$
Lamb-shift, expanded	(13)			
$E_{2P-2S}^{\text{FF}(1)}(eH) [\text{neV}]$		-0.65690	0.03452	-0.62238
$E_{2P-2S}^{\text{FF}(1)}(\mu H) [\mu\text{eV}]$		-4202	4913	711
Lamb-shift, exact	(21a)			
$E_{2P-2S}^{\text{FF}(1)}(eH) [\text{neV}]$		-0.65691	0.03451	-0.62239
$E_{2P-2S}^{\text{FF}(1)}(\mu H) [\mu\text{eV}]$		-4202	551	-3651

TABLE I: Lamb shift and moments corresponding to our model FF, with $\epsilon = 0.245 \text{ MeV}$, $A = 5.6 \times 10^{-6} \text{ MeV}^2$, and Q_0 set by Eq. (24).

The numerical values of these moments, together with their “would be” effect on the Lamb shift and the non-expanded Lamb result, are given in Table I. We observe that the expansion in moments breaks down for the fluctuation contribution to μ H.

To summarise, introducing a tiny (less than 30 ppm) bump on an empirical FF used to fit the ep scattering data, we are

able to reconcile the eH and μH Lamb shift results. The bump is localised near the inverse Bohr radius of μH , and as such affects mostly the μH result. It has a small effect on the charge radius and the eH Lamb shift, and certainly no effect on the fit of ep data.

Of course, until one finds a physical justification for such a structure at low Q , one should take this model only as a word of caution against the very optimistic view of uncertainties in the charge radius extractions.

IV. CONCLUSION

We have shown that the effect of the nuclear charge distribution on the hydrogenic Lamb shift is not always expandable in the moments of charge distribution — a very small fluctuation in the charge distribution located near the Bohr radius of the atomic system may invalidate the expansion. The exact (non-expanded) expression for the finite-size effect is given by Eq. (21).

An example of charge density which invalidates the expansion of the μH Lamb shift in the moments is provided by the toy model of de Rújula [9]. Applying Eq. (21) shows no significant reduction of the discrepancy between the eH and μH extraction of the proton charge radius.

We have set up a simple model for the proton electric form factor which resolves the puzzle. We do not insist that this model has anything to do with reality. It is a demonstration of how a tiny ($\approx 10^{-5}$) effect on the form factor, localised at low Q , may invalidate the usual line of arguments leading to the discrepancy between electronic and muonic experiments. We hope it will motivate a theoretical search of the possible low- Q effects in the proton form factor.

Acknowledgements

This work was supported by the Deutsche Forschungsgemeinschaft (DFG) through the Collaborative Research Center “The Low-Energy Frontier of the Standard Model” (SFB 1044), and the Graduate School DFG/GRK 1581 “Symmetry Breaking in Fundamental Interactions”.

[1] M. I. Eides, H. Grotch and V. A. Shelyuto, Phys. Rept. **342**, 63 (2001).
[2] P. J. Mohr, B. N. Taylor and D. B. Newell, Rev. Mod. Phys. **84**, 1527 (2012).
[3] A. Antognini, F. Nez, K. Schuhmann, F. D. Amaro, F. Biraben, J. M. R. Cardoso, D. S. Covita and A. Dax *et al.*, Science **339**, 417 (2013).
[4] A. Antognini, F. Kottmann, F. Biraben, P. Indelicato, F. Nez and R. Pohl, Annals Phys. **331**, 127 (2013).
[5] J. C. Bernauer *et al.* [A1 Collaboration], Phys. Rev. Lett. **105**, 242001 (2010); Phys. Rev. C **90**, 015206 (2014).
[6] X. Zhan, K. Allada, D. S. Armstrong, J. Arrington, W. Bertozzi, W. Boeglin, J.-P. Chen and K. Chirapatpimol *et al.*, Phys. Lett.

B **705**, 59 (2011).
[7] I. T. Lorenz, U. G. Meißner, H.-W. Hammer and Y.-B. Dong, Phys. Rev. D **91**, 014023 (2015).
[8] J. L. Friar, Annals Phys. **122**, 151 (1979).
[9] A. De Rújula, Phys. Lett. B **693**, 555 (2010).
[10] I. C. Cloët and G. A. Miller, Phys. Rev. C **83**, 012201 (R) (2011).
[11] M. O. Distler, J. C. Bernauer and T. Walcher, Phys. Lett. B **696**, 343 (2011).
[12] J. H. Schwarz, J. Math. Phys. **46**, 013501 (2005).
[13] S. Karshenboim, Phys. Rev. D **90**, 053012 (2014).
[14] J. Arrington and I. Sick, Phys. Rev. C **76**: 035201 (2007).