

# Gamma-ray performance of the GAMMA-400 detector

P. Cumani and V. Bonvicini, M. Boezio, F. Longo, E. Mocchiutti, A. Vacchi, N. Zampa  
*Istituto Nazionale di Fisica Nucleare, Sezione di Trieste and Physics Department of University of Trieste, Trieste, Italy*

A.M. Galper, N.P. Topchiev, V.A. Dogiel, Yu.V. Gusakov, S.I. Suchkov  
*Lebedev Physical Institute, Russian Academy of Sciences, Moscow, Russia*

I.V. Arkhangel'skaja, A.I. Arkhangel'skiy, G.L. Dedenko, V.V. Kadilin, V.A. Kaplin, A.A. Kaplun, M.D. Kheymits, A.A. Leonov, V.A. Loginov, V.V. Mikhailov, P.Yu. Naumov, M.F. Runtso, A.A. Taraskin, E.M. Tyurin, Yu.T. Yurkin, V.G. Zverev

*National Research Nuclear University MEPhI, Moscow, Russia*

S.G. Bobkov, M.S. Gorbunov, A.V. Popov, O.V. Serdin

*Scientific Research Institute for System Analysis, Russian Academy of Sciences, Moscow, Russia*

R.L. Aptekar, E.A. Bogomolov, M.V. Ulanov, G.I. Vasilyev

*Ioffe Institute, Russian Academy of Sciences, St. Petersburg, Russia*

A.L. Men'shenin

*Research Institute for Electromechanics, Istra, Moscow region, Russia*

V.N. Zarikashvili

*Pushkov Institute of Terrestrial Magnetism, Ionosphere, and Radiowave Propagation, Troitsk, Moscow region, Russia*

R. Sarkar

*Indian Centre for Space Physics, Kolkata, India*

O. Adriani, E. Berti, M. Bongi, S. Bottai, N. Mori, P. Papini, P. Spillantini, A. Tiberio, E. Vannuccini  
*Istituto Nazionale di Fisica Nucleare, Sezione di Firenze and Physics Department of University of Florence, Firenze, Italy*

G. Castellini, S. Ricciarini

*Istituto di Fisica Applicata Nello Carrara - CNR and Istituto Nazionale di Fisica Nucleare, Sezione di Firenze, Firenze, Italy*

G. Bigongiari, S. Bonechi, P. Maestro, P.S. Marrocchesi

*Department of Physical Sciences, Earth and Environment, University of Siena and Istituto Nazionale di Fisica Nucleare, Sezione di Pisa, Italy*

P.W. Cattaneo, A. Rappoldi

*Istituto Nazionale di Fisica Nucleare, Sezione di Pavia, Pavia, Italy*

C. De Donato, P. Picozza, R. Sparvoli

*Istituto Nazionale di Fisica Nucleare, Sezione di Roma 2 and Physics Department of University of Rome Tor Vergata, Rome, Italy*

M. Tavani

*Istituto Nazionale di Astrofisica IASF and Physics Department of University of Rome Tor Vergata, Rome, Italy*

L. Bergström

*Stockholm University, Department of Physics; and the Oskar Klein Centre, AlbaNova University Center, Stockholm, Sweden*

J. Larsson, M. Pearce, F. Ryde

*KTH Royal Institute of Technology, Department of Physics; and the Oskar Klein Centre, AlbaNova University Center, Stockholm, Sweden*

A.A. Moiseev

*CRESST/GSFC and University of Maryland, College Park, Maryland, USA*

I.V. Moskalenko

*Hansen Experimental Physics Laboratory and Kavli Institute for Particle Astrophysics and Cosmology, Stanford University, Stanford, USA*

B.I. Hnatyk

*Taras Shevchenko National University of Kyiv, Kyiv, Ukraine*

V.E. Korepanov

*Lviv Center of Institute of Space Research, Lviv, Ukraine*

GAMMA-400 is a new space mission, designed as a dual experiment, capable to study both high energy gamma rays (from  $\sim 100$  MeV to few TeV) and cosmic rays (electrons up to 20 TeV and nuclei up to  $\sim 10^{15}$  eV). The full simulation framework of GAMMA-400 is based on the Geant4 toolkit. The details of the gamma-ray reconstruction pipeline in the three main instruments (Tracker, Imaging Calorimeter, Homogeneous Calorimeter) will be outlined. The performance of GAMMA-400 (PSF, effective area and sensitivity) have been obtained

using this framework. The most updated results on them will be shown.

## 1. INTRODUCTION

GAMMA-400 (Galper et al. [2013]) is a Russian space mission, approved by the Russian space agency, with an international contribution. Foreseen to be launched at the beginning of the next decade, the satellite will be positioned on a circular orbit at  $\sim 200000$  km. This particular orbit, combined with a pointing mode observational strategy, permits to perform continuous observations of a source without Earth occultation. During its first year of operation, GAMMA-400 is planned to observe the Galactic plane.

Designed as a dual experiment, GAMMA-400 will be able to study gamma rays, from 100 MeV up to several TeV, as well as cosmic rays, electrons up to 20 TeV and protons and nuclei up to the knee ( $10^{15}$ - $10^{16}$  eV). It will search for possible dark matter signal thanks to an unprecedented energy resolution that will permit to detect features associated to dark matter annihilation or decay in the spectra of sources such as the Galactic Center. GAMMA-400 will also study gamma-ray sources such as active galactic nuclei, supernova remnants, pulsars and gamma-ray bursts (GRBs).

GAMMA-400 will address the remaining issues regarding cosmic-rays origin, acceleration and propagation by studying the high energy all electron spectrum, with a 2% energy resolution, and the cosmic-ray elemental spectra up to the knee, with high statistics and energy resolution.

A gamma-ray reconstruction pipeline, different from the one used to obtain the results in e.g. Leonov et al. [2014], will be presented in the following. The reconstruction pipeline is part of a larger framework based on the Geant4 (Agostinelli et al. [2003]) toolkit. The framework contains tools to create the geometry, simulate the particle interactions inside the apparatus, digitize the output of the simulations and analyze the results as well as an event displayer.

## 2. GEOMETRY

The GAMMA-400 apparatus, of which a schematic view is presented in fig. 1, will comprise:

- A converter/tracker (C) where a gamma ray interacts with a tungsten layer (8 layers,  $0.1 X_0$  each) creates an electron-positron pair subsequently detected by single-sided Silicon layers (10 layers);
- A calorimeter composed partially by two planes of CsI(Tl) slabs and Silicon (CC1, also referred to as pre-shower in the following) and partly by

CsI(Tl) cubes (CC2, also referred to as calorimeter in the following), arranged in a  $28 \times 28 \times 12$  array;

- An Anticoincidence system covering both the sides and the top of the detector (AC top and lat) to reject the charged particles for gamma-ray observations. The possibility to retrieve also timing information from the AC is currently under study;
- A Time-of-flight system composed by four layers of scintillating materials (S1 and S2) to discriminate upgoing particles, such as backscattered particles from the calorimeter, and downgoing particles;
- A charge identification system (LD), to discriminate between the different elements interacting inside the detector;
- A neutron detector (ND) and scintillation detectors (S3 and S4), used to improve the electron/hadron rejection factor.

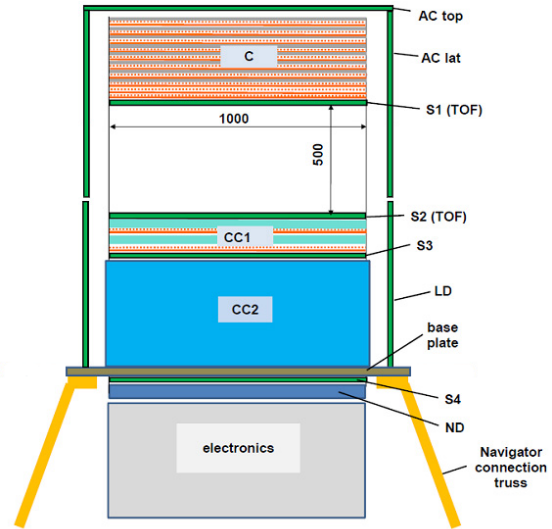


Figure 1: GAMMA-400 physical scheme. The dimensions values are in mm.

## 3. DIRECTION RECONSTRUCTION

The reconstruction of the direction of an incoming gamma ray with the GAMMA-400 apparatus can be performed using either the combination of information from the tracker, pre-shower and calorimeter or only one of these detectors. These four possible reconstruction methods will be discussed in the following.

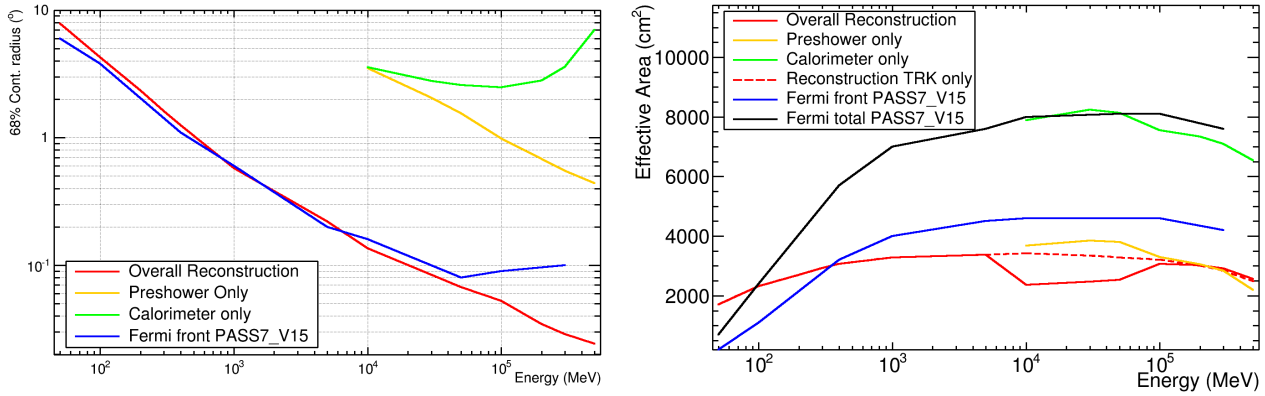


Figure 2: Comparison between the angular resolution (*left*) and effective area (*right*) of *Fermi*-LAT (URL [2013]) and GAMMA-400, using its different detectors.

### 3.1. Overall Reconstruction

The overall reconstruction uses information from the tracker in combination, for high energy gamma rays, with information from the pre-shower and the calorimeter. The core of the reconstruction algorithm, of which the only requirement is for at least three consecutive planes to be hit in each view, is based on the Kalman filter technique (Frühwirth [1987]). The Kalman filter projects the position of the hit on subsequent planes, taking into consideration the multiple scattering and the error on the position, and it filters this prediction with the measurements on the planes. It then smooths the result, bringing the information on the direction of the particle back from the last to the first plane. This procedure is iterated several times. Each time an estimation of the energy of the particle, used for the projection of the track on the next plane, is performed considering the multiple scattering of the track. The results of the Kalman filter are four tracks, one per particle ( $e^\pm$ ) per view ( $x/y$ ), which are combined in a 3d view to obtain the direction of the original gamma ray.

At high energy ( $E \geq 10$  GeV) information from the pre-shower and calorimeter can be used to improve the angular resolution. This improvement is due to the suppression of the signal from backscattered particles from the calorimeter and the exploitation of the long lever-arm between the tracker and the pre-shower. The direction reconstructed using only the calorimeter, described in sec. 3.3, is used as a seed for the search of the hits belonging to the tracks of the pair created by the gamma-ray. In combination with the better energy estimation provided by the calorimeter, this technique permits a better implementation of the Kalman filter. The hits in the pre-shower can be fit together with the hits in the tracker found by means of the Kalman filter, to have a better estimation of the gamma ray direction. This method can only be used at high energy, where the deviation of the particles from a straight direction, as a consequence of the

multiple scattering, is negligible.

### 3.2. Pre-shower Only Reconstruction

A direction reconstruction can also be performed using information from only the pre-shower. The requirement in this case is for both Si planes to be hit. On each plane a median weighted on the energy is computed. The resulting points are fit through a straight line. The method is iterated several times, excluding the hits outside a cylinder centered along the found direction and reducing the cylinder radius at each iteration.

### 3.3. Calorimeter Only Reconstruction

Thanks to the novel configuration of the calorimeter, it is possible to reconstruct the shower created by particles coming not only from the top but also from the side of the detector as well as their original direction. The direction reconstruction method is similar to the one described in sec. 3.2, but it starts with a rough estimation of the original direction of the incoming particle. This estimation is needed to define the inclination of the planes on which the points to fit are computed. The planes are defined as perpendicular to the direction result of the fit of the three cubes with the highest energy release. Since only a rough estimation is needed, the inclination of the planes is rounded to the nearest  $\pi/4$  multiple.

At least three hit planes are necessary for the reconstruction. No requirement on the containment of the shower are applied, leading to a decrease in the angular resolution at high energy (see left of fig. 2) Once the planes are found, an average weighted on the energy is performed on each of them to find the barycenter. The barycenters on different planes are fit and the method is iterated by excluding the hit outside a cylinder centered on the found direction

and reducing the cylinder radius after each iteration.

### 3.4. Results

The results on the angular resolution and effective area, and a comparison with the *Fermi* results, are presented in fig. 2. Thanks to the analog readout of the Si detectors, GAMMA-400 has an angular resolution comparable with *Fermi* front at low energy, even with a tungsten thickness more than doubled with respect to it. At high energies GAMMA-400 shows an improvement over the *Fermi* angular resolution thanks to both the analog readout and the use of information from the calorimeter and the pre-shower. The events that contributes to the calorimeter only and pre-shower only angular resolution and effective area are the events lacking of an overall reconstruction. The overall reconstruction is indeed better and these other events are used to improve the effective area rather than the angular resolution. The sum of the three different effective areas gives an estimation of the total effective area of the instrument.

The angular resolution of the pre-shower improves with the energy because the identification of the hit in the pre-shower is made easier by the higher energy of the pair.

The different effective area between GAMMA-400 and *Fermi* is due not only to the different reconstruction algorithm but also to the difference in the geometrical area of the two instrument. At very low energy ( $< 100$  MeV) the effective area of GAMMA-400 is higher than *Fermi* total, because of the preliminary version of the reconstruction algorithm not taking in consideration the rejection of charged particles, and *Fermi* front, thanks to the thicker tungsten. The drop in the effective area at 10 GeV is related to the quality cuts used in the reconstruction using the joint information from the different detectors. Without this cuts, using only information from the tracker, the drop is missing.

The results on the angular resolution and the effective area, as well as the pointing strategy of the instrument, all contribute to the sensitivity of the satellite. In fig. 3 the extragalactic point source ( $5\sigma$ ) sensitivity of GAMMA-400 and *Fermi* (front and total) is presented. The considered integration time is of 30 days. GAMMA-400, being in pointing mode and having no Earth occultation, has an efficiency  $\epsilon$ , which is the fraction of an orbit during which the instrument can observe the source, equal to one. Instead *Fermi*, assumed to be in sky-scanning mode in a low Earth orbit, has an overall exposure efficiency per single source of  $1/6$ . Since at high energy the sensitivity may be photon limited, the calculated values assume a minimum of five photons from the source. The results labelled as total in fig. 3 are obtained estimating the angular resolution and effective area using, in

order, the events reconstructed by the overall reconstruction plus the events reconstructed using only the pre-shower and only the calorimeter.

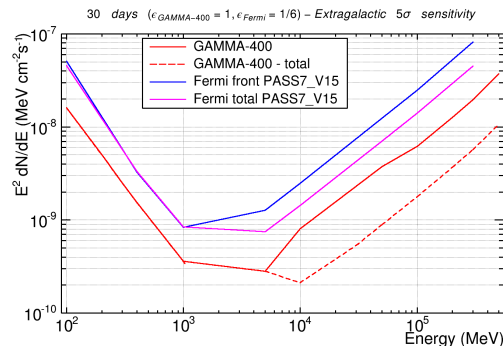


Figure 3: Point source ( $5\sigma$ ) sensitivity of GAMMA-400, *Fermi* front and *Fermi* total, derived using the same method. An extragalactic background (Abdo et al. [2010]) is assumed for an observation time of 1 month. The dashed line is computed using the total angular resolution and effective area, result of the reconstruction using, in order: the tracker, only the pre-shower and only the calorimeter.

### 4. CONCLUSIONS

GAMMA-400 is a dual experiment dedicated to the study of both gamma rays and cosmic rays, electrons, protons and nuclei. A reconstruction pipeline, different from the one proposed in e.g. Leonov et al. [2014], is proposed. It is possible to reconstruct the direction of the incoming gamma ray using information not only from the tracker but also from only the pre-shower or the calorimeter. The results of these type of reconstruction can be used to increase the total effective area of the instrument. The calorimeter, because of a novel configuration, is capable of reconstruct the direction of particles coming also from its sides, resulting in a more than  $2\pi$  sr field-of-view. It can then be used to provide a trigger for observations of transients from the ground.

### References

- A. M. Galper, O. Adriani, R. L. Aptekar, I. V. Arkhangelskaja, A. I. Arkhangelskiy, G. A. Avanesov, L. Bergstrom, E. A. Bogomolov, M. Boezio, V. Bonvicini, et al., ArXiv e-prints (2013), 1306.6175.
- A. A. Leonov, A. M. Galper, V. Bonvicini, N. P. Topchiev, O. Adriani, R. L. Aptekar, I. V. Arkhangelskaja, A. I. Arkhangelskiy, L. Bergstrom, E. Berti, et al., ArXiv e-prints (2014), 1412.1486.

- S. Agostinelli et al. (GEANT4), Nucl. Instrum. Meth. **A506**, 250 (2003).  
(2013), URL [http://www.slac.stanford.edu/exp/glast/groups/canda/lat\\_Performance.htm](http://www.slac.stanford.edu/exp/glast/groups/canda/lat_Performance.htm).
- R. Frühwirth, Nuclear Instruments and Methods in Physics Research A **262**, 444 (1987).
- A. A. Abdo, M. Ackermann, M. Ajello, W. B. Atwood, L. Baldini, J. Ballet, G. Barbiellini, D. Bastieri, B. M. Baughman, K. Bechtol, et al., Physical Review Letters **104**, 101101 (2010), 1002.3603.