

Tunable electromagnetically induced transparency with a coupled superconducting system

Xin Wang, Hong-rong Li[†], Wen-xiao Liu, and Fu-li Li

*Institute of Quantum Optics and Quantum Informations; School of Science,
Xian Jiaotong University, Xian 710049, China*

Abstract

Electromagnetically induced transparency (EIT) has usually been demonstrated by using three-level atomic systems. In this paper, we theoretically proposed an efficient method to realize EIT in microwave regime through a coupled system consisting of a flux qubit and a superconducting LC resonator with relatively high quality factor. In the present composed system, the working levels are the dressed states of a two-level flux qubit and the resonators with a probe pump field. There exists a second order coherent transfer between the dressed states. By comparing the results with those in the conventional atomic system we have revealed the physical origin of the EIT phenomenon in this composed system. Since the whole system is artificial and tunable, our scheme may have potential applications in various domains.

[†]Corresponding Email: hrli@mail.xjtu.edu.cn

PACS numbers:

I. INTRODUCTION

The electromagnetically induced transparency (EIT), which manifests spectroscopically the quantized three-level structures of an atomic medium through its interaction with two semiclassical fields, was first observed in atomic gases [1]. As a powerful technique that can be used to eliminate the effect of a medium on a propagating beam of electromagnetic radiation, EIT has been widely explored in various aspects [2–4]. It is also of great application potential in non-linear optics and quantum information [5], for example, using the EIT-based slow and even store light to realize controllable optical delay lines and optical buffers [6]. In recent years schemes realizing EIT by using artificial systems have drawn much attention [7]. Weis *et al.* [8] demonstrated that there exists optomechanical induced transparency and they have found some similarities with the conventional EIT in the atomic systems. In Ref. [9], the authors also proposed an EIT scheme in an asymmetric double quantum dot system. Compared with that of the atomic systems, EIT based on the artificial systems is more adjustable and thus has more potential applications.

Recent development of superconducting quantum devices provides another vital artificial quantum system. Because of more easily designed and fabricated on demand, superconducting quantum circuits have been used to test many quantum optical phenomena [10, 11]. As one of the basic types of superconducting qubits, the flux qubit is often treated as a two-level system and has been theoretically and experimentally investigated in the fields of quantum information and quantum optics [12]. In this work, we will show the possibilities to obtain EIT by a flux qubit coupled to a superconducting LC resonator. The coupling between the qubit and the resonator is of diagonal form (σ_z -coupling). In this system, coupling to the LC resonator provides the flux qubit with additional energy levels to realize EIT phenomena.

Our proposal can also work as the efficient optical devices controlling slow light and fast light in microwave regime as shown in Refs. [13–15] by adjusting pump field, which has been discussed in detail in those references. Here we will only study the physical basis of EIT in our proposal, and by employing the effective Hamiltonian methods we find the second order coherent transfer between the dressed states plays an important role in EIT of this coupling type (σ_z -coupling) system for the first time. Comparing our results with

those of conventional atomic EIT, we point some similarities and differences between them. In addition, our scheme is more adjustable than that of the atomic systems and may have potential applications on microwave photonics, nonlinear optics and optical communication in microwave regime [13]. Moreover, the whole system is based on all superconducting quantum circuits, so it can be integrated on a chip and has a small size.

The organization of this paper is as follow: We introduce our model in section 2. The analytical deductions and discussion of EIT are shown in section 3. The conclusion is made in section 4.

II. MODEL

Our proposal is illustrated in Fig. 1. The quantum device consists of a superconducting flux qubit [16, 17] and a superconducting LC resonator made of a capacitor C and an inductor L [18, 19]. As demonstrated in Ref. [20], the Hamiltonian of the gap-tunable flux qubit composed of a qubit loop and a superconducting quantum interference device (SQUID) can be expressed as $H_q = [\frac{1}{2}\epsilon(\Phi_z)\bar{\sigma}_z + \Omega(\Phi_x)\bar{\sigma}_x]$ in the basis of persistent current states $\{|+\rangle, |-\rangle\}$, where $\bar{\sigma}_z = |+\rangle\langle+| - |-\rangle\langle-|$ and $\bar{\sigma}_x = |+\rangle\langle-| + |-\rangle\langle+|$ are the Pauli operators in the basis of clockwise $|+\rangle$ and anticlockwise $|-\rangle$ persistent currents. ϵ and Ω can be controlled via the external flux Φ_z and Φ_x independently.

For the first term of H_q , $\epsilon(\Phi_z) = 2I_p(\Phi_z - \Phi_0/2)$ is the energy bias between the clockwise $|+\rangle$ and anticlockwise $|-\rangle$ of persistent current I_p in the qubit loop, $\Phi_0 = \hbar/2e$ is the flux quantum, and Φ_z is the external flux that can be induced by flux driving through the qubit loop via a microwave (MW) current line. The flux driving can be separated into a static part ϕ and a time-dependent part $\mu_0 SI(t)/2\pi l$, where μ_0 is the vacuum permeability, l is the distance between the MW line and the qubit loop, $I(t)$ is the MW current, and S is the effective coupling area of the qubit loop for the current line [13]. We set $\phi = \Phi_0/2$ to minimize the flux noise. As a result, the first term of H_q includes a driven term and can be expressed as $H_d = \mu I(t)\bar{\sigma}_z$, where $\mu = \frac{\mu_0 SI_p}{\pi l}$ is the effective "electric dipole moment" of the qubit [13].

For the second term of H_q , $\Omega(\Phi_x)$ is the qubit gap and depends on flux driving Φ_x of the SQUID loop. Here we consider the SQUID loop is coupled with a superconducting LC micrometer resonator [21] that can be described by a simple harmonic oscillator Hamiltonian

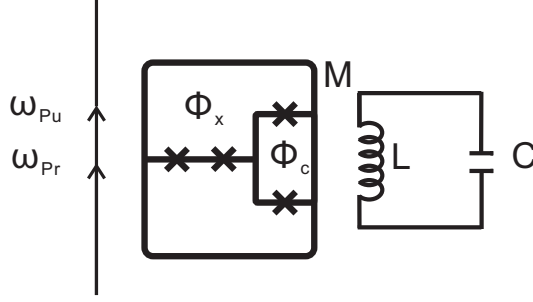


FIG. 1: Schematic of the composed system between flux qubit and superconducting LC resonator. The microwave currents with ω_{pu} and ω_{pr} are applied through the qubit loop.

$H_R = \hbar\omega(b^\dagger b + 1/2)$, where $b^\dagger(b)$ is the creation (annihilation) operator for the resonator. The resonance frequency of the resonator is given by $\omega = 1/\sqrt{LC}$, and the value of the frequency is in the range of hundreds of MHz to several GHz with a quality factor $Q \sim 10^3$ - 10^6 [12]. The LC resonator interacts with the SQUID loop of the flux qubit via the mutual inductance. With a static part $\hbar\nu/2$ we can express the qubit gap as $\Omega(\Phi_x) = \hbar\nu/2 + \hbar \frac{\partial\Omega(\Phi_x)}{\partial\Phi_x} |_{\Omega(\Phi_x)=\hbar\nu/2} (M\sqrt{\omega/2\hbar L})(b^\dagger + b)$ [18, 21], where $\frac{\partial\Omega(\Phi_x)}{\partial\Phi_x} |_{\Omega(\Phi_x)=\hbar\nu/2}$ is the sensitivity of the SQUID loop to the flux [22], and M is the mutual inductance between the SQUID loop and the resonator, and $\sqrt{\hbar\omega/2L}$ is the amplitude of the vacuum fluctuation of the current in the LC oscillator. Supposing $g = \frac{\partial\Omega(\Phi_x)}{\partial\Phi_x} |_{\Omega(\Phi_x)=\hbar\nu/2} (M\sqrt{\omega/2\hbar L})$, we rewrite H_q as

$$H_q = \mu I(t)\bar{\sigma}_z + \frac{1}{2}\hbar\nu\bar{\sigma}_x + \hbar g(b^\dagger + b)\bar{\sigma}_x. \quad (1)$$

In the new basis of the eigenstates of the qubit $\{|e\rangle = \{|+\rangle + |-\rangle\}/\sqrt{2}, |g\rangle = \{|+\rangle - |-\rangle\}/\sqrt{2}\}$, the Hamiltonian of the system can be expressed as

$$H_{sys} = H_q + H_R = \frac{1}{2}\hbar\nu\sigma_z + \hbar\omega b^\dagger b + \hbar g(b^\dagger + b)\sigma_z + \mu I(t)(\sigma^+ + \sigma^-), \quad (2)$$

where $\sigma_z = |e\rangle\langle e| - |g\rangle\langle g|$, $\sigma^+ = |e\rangle\langle g|$, $\sigma^- = |g\rangle\langle e|$, $[\sigma_z, \sigma^\pm] = \pm 2\sigma^\pm$, $[\sigma^+, \sigma^-] = \sigma_z$. We consider two driving currents: pump and probe currents with amplitude ε_{pu} and ε_{pr} at frequency ω_{pu} and ω_{pr} respectively; that is, $I(t) = -2[\cos(\omega_{pu}t)\varepsilon_{pu} + \cos(\omega_{pr}t)\varepsilon_{pr}]$ ($\varepsilon_{pu} \gg \varepsilon_{pr}$). By applying a frame rotating at frequency ω_{pu} and adopting the rotating wave approximation, the Hamiltonian of the system reduces to (we set $\hbar = 1$)

$$H_{sys} = \frac{1}{2}\Delta\sigma_z + \omega b^\dagger b + g(b^\dagger + b)\sigma_z - \Omega_{pu}(\sigma_+ + \sigma_-) - \Omega_{pr}(\sigma_+ e^{-i\delta t} + \sigma_- e^{-i\delta t}), \quad (3)$$

where $\Delta = \nu - \omega_{pu}$ is the pump-exciton detuning, $\Omega_{pu} = \frac{\mu\varepsilon_{pu}}{\hbar}$ ($\Omega_{pr} = \frac{\mu\varepsilon_{pr}}{\hbar}$) is the Rabi frequency of pump current (probe current), and $\delta = \omega_{pr} - \omega_{pu}$ is the signal-pump detuning.

III. NUMERICAL RESULTS AND THEORETICAL ANALYSIS

In this section we will employ the semiclassical approach to explore the EIT phenomenon in our proposal. Taking the semiclassical approach, we can derive the equations of motion for σ_z , σ_- , and $X = b^\dagger + b$ by applying the Heisenberg equations and introducing the corresponding damping terms. The equations of motion for each operator read as follows [21]:

$$\frac{d\sigma_z}{dt} = -(\sigma_z + 1)\Gamma_d + 2i\Omega_{pu}(\sigma_+ - \sigma_-) + 2i\Omega_{pr}(\sigma_+e^{-i\delta t} - \sigma_-e^{i\delta t}), \quad (4)$$

$$\frac{d\sigma^-}{dt} = [-\Gamma_f - i(\Delta + 2gX)]\sigma^- - i\Omega_{pu}\sigma_z - i\Omega_{pr}\sigma_z e^{-i\delta t}, \quad (5)$$

$$\frac{d^2X}{dt^2} + \gamma\frac{dX}{dt} + \omega^2X = -2\omega g\sigma_z. \quad (6)$$

In the above equations, Γ_d and Γ_f are the energy decay rate and dephasing rate for the flux qubit respectively, and $\gamma = \omega/Q$ is the decay rate for the LC resonator coupling to a reservoir of "background" modes and other intrinsic processes. We have taken the semiclassical approach that ignores the correlation between the qubit and the resonator, i.e. $\langle X\sigma_z \rangle = \langle X \rangle \langle \sigma_z \rangle$. In order solve the equations above we make the ansatz $X = \bar{X}_0 + \langle X \rangle^+ e^{-i\delta t} + \langle X \rangle^- e^{i\delta t}$, $\sigma_- = \bar{\sigma}_-^0 + \langle \sigma_- \rangle^+ e^{-i\delta t} + \langle \sigma_- \rangle^- e^{i\delta t}$, and $\sigma_z = \bar{\sigma}_z^0 + \langle \sigma_z \rangle^+ e^{-i\delta t} + \langle \sigma_z \rangle^- e^{i\delta t}$. Since the pump current is of much stronger than the probe (signal) current, we work to all orders in ε_{pu} but to the lowest order in ε_{pr} , then we can obtain $\langle \sigma_- \rangle^+$, which corresponds to the dimensionless effective linear susceptibility as follows [13, 15]: $\chi_s^1(\omega_{pr}) = \frac{\mu\langle \sigma_- \rangle^+}{\varepsilon_{pr}} = \frac{\mu^2}{\hbar\Gamma_f}\chi^1(\omega_{pr})$, and $\chi^1(\omega_{pr})$ is given by

$$\chi^1(\omega_{pr}) = i\Gamma_f \frac{(\Omega_{pu} + 2g\bar{\sigma}_-^0 C) \left\{ \frac{2\Omega_{pu}\bar{\sigma}_z^0 A^{-1} + 2i(\bar{\sigma}_-^0)^*}{\Gamma_d - i\delta - 2i\Omega_{pu}[i\Omega_{pu}(B^{-1} - A^{-1}) + 2igC(B^{-1}(\bar{\sigma}_-^0)^* - A^{-1}\bar{\sigma}_-^0)]} \right\} + \bar{\sigma}_z^0}{A}, \quad (7)$$

where $A = i\delta - \Gamma_f - i\Delta - 2ig\bar{X}_0$, $B = \Gamma_f - i\delta - i\Delta - 2ig\bar{X}_0$, $C = \frac{-2\omega g}{\omega^2 - \delta^2 - i\gamma\delta}$, and the population inversion $\bar{\sigma}_z^0$ is the solution of the equation below:

$$\Gamma_d \bar{\sigma}_z^0 [(\Delta - 4g^2 \bar{\sigma}_z^0 / \delta)^2 + \Gamma_f^2] + 4\Gamma_f \Omega_{pu}^2 \bar{\sigma}_z^0 + \Gamma_d [(\Delta - 4g^2 \bar{\sigma}_z^0 / \delta)^2 + \Gamma_f^2] = 0, \quad (8)$$

where \bar{X}_0 and $\bar{\sigma}_-$ can be obtained via the relations $\bar{X}_0 = \frac{-2g\bar{\sigma}_z^0}{\omega}$ and $\bar{\sigma}_-^0 = \frac{-\Omega_{pu}\bar{\sigma}_z^0}{(\Delta+2g\bar{X}_0)-i\Gamma_f}$.

For illustration of the numerical results, we choose some reasonable parameters. The resonant frequency of the superconducting LC resonator is $\omega = 1\text{GHz}$ [19] with quality factor $Q = 10^4$ (corresponding $\gamma = 0.1\text{MHz}$) [12], and the coupling strength can be $g = 80\text{MHz}$ [21]. The decoherent rates of the qubit $\Gamma_d = 60\text{MHz}$ and $\Gamma_f = 30\text{MHz}$ [23]. We suppose the driving field strength $\Omega_{pu} = 50\text{MHz}$ with pump-exciton detuning $\Delta = \omega = 1\text{GHz}$. In Fig. 2 we plot the real and image part of $\chi^1(\omega_{pr})$, respectively.

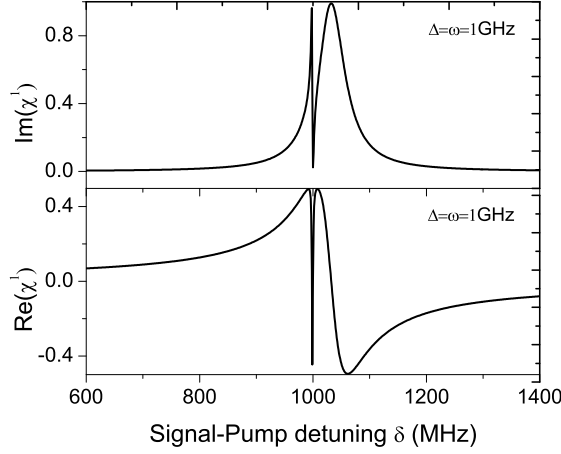


FIG. 2: The absorption $\text{Im}\chi^1(\omega_{pr})$ and dispersion $\text{Re}\chi^1(\omega_{pr})$ of the probe current as a function of the signal-pump detuning δ under the condition $\Delta = \omega = 1\text{GHz}$.

Fig. 2 illustrates the behavior of the absorption $\text{Im}\chi^1(\omega_{pr})$ and dispersion $\text{Re}\chi^1(\omega_{pr})$ of the probe current as a function of signal-pump detuning $\delta = \omega_{pr} - \omega_{pu}$. We find that at $\delta = \omega$ the absorption $\text{Im}\chi^1(\omega_{pr})$ is near zero with a steep positive slope of dispersion $\text{Re}\chi^1(\omega_{pr})$ (corresponding to the slow light effects [13]), which mean EIT happens around this regime.

In the following, we will obtain a more simple form of $\chi^1(\omega_{pr})$ and discuss how EIT happens in this artificial system. With no consideration of the weak signal current, the Hamiltonian of the system in Eq. (3) is then

$$H'_{sys} = \frac{1}{2}\Delta\sigma_z + \omega b^\dagger b + g(b^\dagger + b)\sigma_z - \Omega_{pu}(\sigma_+ + \sigma_-). \quad (9)$$

Performing a unitary transformation $U(t) = \exp(iH_0t)$ with $H_0 = \frac{1}{2}\Delta\sigma_z + \omega b^\dagger b$ to H'_{sys} , and under the condition $\Delta = \omega$ we will obtain the effective Hamiltonian of the system as below [24]:

$$H_{eff} = \frac{\Omega_{pu}^2}{\Delta} \sigma_z + \frac{2g\Omega_{pu}}{\Delta} (b^\dagger \sigma_- + b \sigma_+), \quad (10)$$

where the first term of H_{eff} is the energy shift induced by the driving current. As shown in Fig. 4, the second term describes a coherent transfer between states $|g, n+1\rangle$ and $|e, n\rangle$ ($|n\rangle$ being the Fock state of the LC resonator), it corresponds to a second order coupling between these two states with strength $\frac{2g\Omega_{pu}}{\Delta}$.

To verify H_{eff} and H'_{sys} are consistent, with assuming that the initial state of system is $|g, 1\rangle$, we define the population possibilities $P_{e0}(t) = Tr[|e, 0\rangle\langle e, 0|\rho(t)]$, $P_{g1}(t) = Tr[|g, 1\rangle\langle g, 1|\rho(t)]$ and $P_{g0}(t) = Tr[|g, 0\rangle\langle g, 0|\rho(t)]$, where $\rho(t)$ is the density matrix of the system. We then proceed to numerically solve the master equations with $H_i = H'_{sys}$ and $H_i = H_{eff}$ respectively for the whole system, which can be written as

$$\frac{d\hat{\rho}(t)}{dt} = -i[H_i, \hat{\rho}(t)] + D[\sigma^-, \Gamma_f]\hat{\rho}(t) + D[b, \gamma]\hat{\rho}(t), \quad (11)$$

where $D[A, \Omega]\hat{\rho} = \Omega(A\hat{\rho}A^\dagger - \frac{1}{2}A^\dagger A\hat{\rho} - \frac{1}{2}\hat{\rho}A^\dagger A)$ are the decoherent terms of Lindblad form.

In Fig. 3 we display the numerical results for time evolution of population possibilities. We find that evolutions determined by H_{eff} and H'_{sys} match well and a coherent transfer between state $|g, 1\rangle$ and $|e, 0\rangle$ emerges. Thus EIT will occur in this composed system, and the state $|e, 0\rangle$, $|g, 1\rangle$ and $|g, 0\rangle$ correspond to the three energy levels in of Λ scheme of atomic EIT from highest to lowest [25] as shown in Fig. 4.

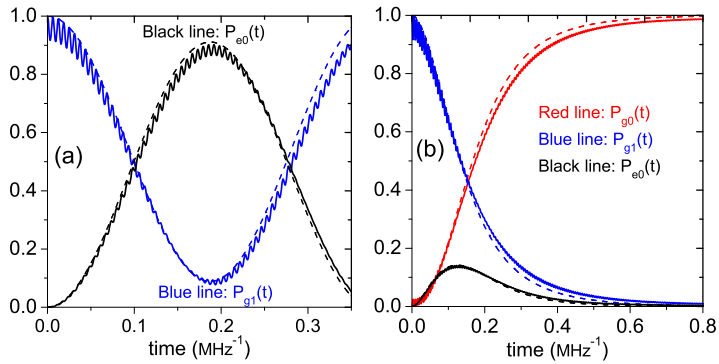


FIG. 3: Comparison of the populations based on the numerical results of the master equation (11) between H_{eff} (dashed lines) and H'_{sys} (solid lines). Here we set $\Delta = \omega = 1$ GHz, $g = 80$ MHz and $\Omega_{pu} = 50$ MHz. For (a), we consider no decay channels, ie, $\Gamma_d = \Gamma_f = \gamma = 0$. For (b), we set the decay strength $\Gamma_d/2 = \Gamma_f = 30$ MHz and $\gamma = 0.1$ MHz.

In fact we can make some approximations and reduce the expression of $\chi^1(\omega_{pr})$ in Eq. (7) to a more simple form by focusing on the regime δ around ω , which is similar to the resolved-sideband limit of optomechanical induced transparency in Ref. [8]. Under the condition the pump-exciton detuning Δ is of much larger than pump strength Ω_{pu} , we find that the flux qubit tends to stay in its ground state with assuming that the system decay to a vacuum reservoir, that is $\bar{\sigma}_z^0 \simeq -1$ (This also can be evidenced in Fig. 3(b): the steady state of the system is $|g, 0\rangle$). Using another strength relation $\{\Delta \simeq \omega\} \gg \{\Omega_{pu}, g, \Gamma_f\} \gg \gamma$ and neglecting higher order terms in the regime of $\delta \simeq \omega$, $\chi^1(\omega_{pr})$ in equation (7) can be simplified as following

$$\chi_{eff}^1(\omega_{pr}) = \frac{i\Gamma_d}{\Gamma_f - i[\delta - (\Delta + \frac{4g^2}{\omega} + \frac{2\Omega_{pu}^2}{\Delta})] + \frac{\Omega_c^2}{\frac{\gamma}{2} - i(\delta - \omega)}}, \quad (12)$$

where $\Omega_c = \frac{2g\Omega_{pu}}{\Delta}$ is the effective driving strength between dressed states $|g, 1\rangle$ and $|e, 0\rangle$, which is the same with the coupling rate in Eq. (10). The effective linear susceptibility $\chi_{eff}^1(\omega_{pr})$ expressed in above equation have the same form with that of the atomic EIT in Refs. [5, 26]. The corresponding energy level scheme is shown in Fig. 4. The energy shift $\Delta_s = \frac{4g^2}{\omega} + \frac{2\Omega_{pu}^2}{\Delta}$ between the states $|e, 0\rangle$ and $|g, 0\rangle$ are induced by the LC resonator (coupling terms $g(b^\dagger + b)\sigma_z \simeq g\bar{X}_0\sigma_z \simeq \frac{1}{2}(\frac{4g^2}{\omega})\sigma_z$) and the pump field ($\frac{2\Omega_{pu}^2}{\Delta}$, the first term demonstrated in Eq. (10)) collectively. Under the condition $\omega_{pu} = \nu - \omega$ ($\Delta = \omega$), which equals that the second order pump field drives at rate $\frac{2g\Omega_{pu}}{\Delta}$ with detuning Δ_s (as shown in Fig. 4(a)), we plot the image and real part of $\chi^1(\omega_{pr})$ and $\chi_{eff}^1(\omega_{pr})$ in Figs. 5(a) and (b), respectively. From the figure we can find $\chi^1(\omega_{pr})$ and $\chi_{eff}^1(\omega_{pr})$ match well around $\delta \simeq \omega$ under the adopted approximations.

If we set the pump-exciton detuning $\Delta = \omega - \Delta_s$ ($\Delta \simeq \omega$ is still valid since $\Delta_s \ll \omega$) to compensate the energy shift Δ_s , and making sure the driving is resonant as shown in Fig. 4(b), Eq. (12) will reduce to a new simple form $\chi_{eff}^1(\omega_{pr}) = \frac{i\Gamma_f}{\Gamma_f - i(\delta - \omega) + \Omega_c^2 / [\frac{\gamma}{2} - i(\delta - \omega)]}$, which is the same with that of the atomic EIT occurs with a resonant driving field in Ref. [26]. Figs. 5(c) and (d) show that $\chi_{eff}^1(\omega_{pr})$ and $\chi^1(\omega_{pr})$ match well and the transparency window is symmetrical, which proves the validation of our approximations. All these results indicate that the EIT in this composed system is similar to the atomic EIT. Moreover the differences are: in this EIT system the second order transfer between the dressed states serves as the pump field rather than a direct strong semiclassical field, and the energy shifts caused by coupling with the LC resonator and driving field will affect the transparency

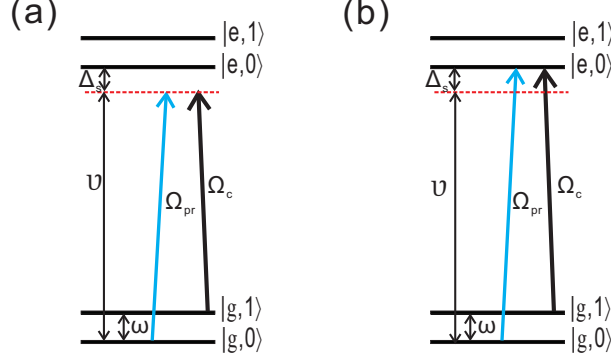


FIG. 4: Energy level schemes of the dressed states of the composed system. (a) shows the coherent driving between $|e, 0\rangle$ and $|g, 0\rangle$ at rate $\Omega_c = \frac{2g\Omega_{pu}}{\Delta}$ with detuning $\Delta_s = \frac{4g^2}{\omega} + \frac{2\Omega_{pu}^2}{\Delta}$ (corresponding to the case $\Delta = \omega$), while (b) is associated to the case that $\Delta = \omega - \Delta_s$, that is, the driving is on resonance.

window significantly.

According to the above discussions, it can be clearly found that our proposal provides an efficient method to realize EIT of currents in microwave lines with superconducting devices. The position of transparency window can be changed by modulating the applied flux Φ_x though the SQUID loop conveniently, so our proposal can work as a tunable EIT device for microwave field.

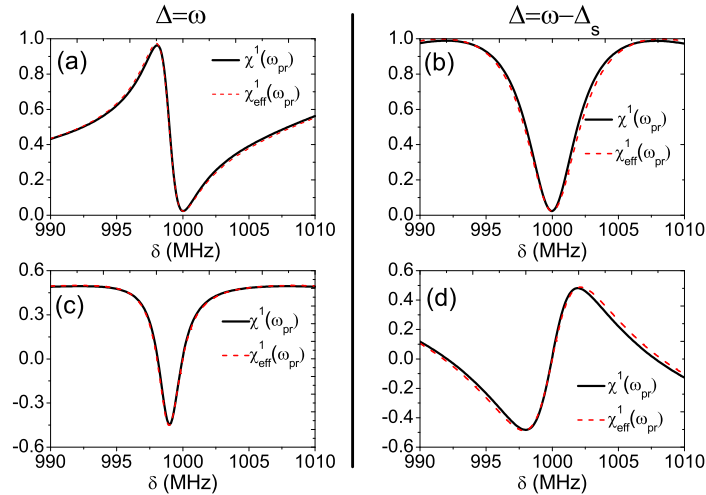


FIG. 5: (a) and (b) ((c) and (d)) show the $\text{Im}\chi^1(\omega_{pr})$ ($\text{Re}\chi^1(\omega_{pr})$) as a function of δ under the condition $\Delta = \omega$ (left panel) and $\Delta = \omega - \Delta_s$ (right panel). The red dashed lines are determined by $\chi_{eff}^1(\omega_{pr})$ while the black solid lines are determined by $\chi^1(\omega_{pr})$.

IV. CONCLUSION

In conclusion, we have proposed a composed EIT system in microwave regime using a superconducting flux qubit coupling with a LC resonator. By obtaining the effective Hamiltonian of the system, we found that EIT occurs as a second-order coupling effect among the dressed states of the flux qubit and the LC resonator. We showed some similarities and differences of the composed EIT comparing with the conventional atomic EIT, and interpret this phenomenon to some extent. Because the manufacturing technology for the superconducting devices is mature [27], it will provides us a convenient way to observe the EIT phenomenon in an artificial system. Since the close relations between EIT and slow light, our proposal may also work well as a slow light device integrated on chips.

Acknowledgments

This work is supported by the Natural Science Foundation of China under grant No. 11174233.

-
- [1] K.-J. Boller, A. Imamolu, and S. E. Harris, "Observation of electromagnetically induced transparency," *Phys. Rev. Lett.* 66, 2593 (1991).
 - [2] C. Hang, and G. Huang, "Slow-light Airy wave packets and their active control via electromagnetically induced transparency," *Phys. Rev. A* 88, 013825 (2013).
 - [3] H. Li, V. A. Sautenkov, Y. V. Rostovtsev, G. R. Welch, P. R. Hemmer, and M. O. Scully, "Electromagnetically induced transparency controlled by a microwave field," *Phys. Rev. A* 80, 023820 (2009).
 - [4] J. Zhang, S. Xiao, C. Jeppesen, A. Kristensen, and N. A. Mortensen, "Electromagnetically induced transparency in metamaterials at near-infrared frequency," *Opt. Express* 18, 17187-17192 (2010).
 - [5] Y. Wu, and X. Yang, "Electromagnetically induced transparency in V -, Λ -, and cascade-type schemes beyond steady-state analysis," *Phys. Rev. A* 71, 053806 (2005).
 - [6] R. W. Boyd, D. J. Gauthier, and A. L. Gaeta, "Applications of slow light in telecommunications," *Optics and Photonics News* 17, 18-23 (2006).

- [7] A. Abdumalikov Jr, O. Astafiev, A. M. Zagoskin, Y. A. Pashkin, Y. Nakamura, and J. Tsai, "Electromagnetically induced transparency on a single artificial atom," *Phys. Rev. Lett.* 104, 193601 (2010).
- [8] S. Weis, R. Rivière, S. Deléglise, E. Gavartin, O. Arcizet, A. Schliesser, and T. J. Kippenberg, "Optomechanically induced transparency," *Science* 330, 1520-1523 (2010).
- [9] C.-H. Yuan, and K.-D. Zhu, "Voltage-controlled slow light in asymmetry double quantum dots," *App. phys. lett.* 89, 052115 (2006).
- [10] Z. Dutton, K. Murali, W. D. Oliver, and T. Orlando, "Electromagnetically induced transparency in superconducting quantum circuits: effects of decoherence, tunneling, and multilevel crosstalk," *Phys. Rev. B* 73, 104516 (2006).
- [11] J. Johansson, S. Saito, T. Meno, H. Nakano, M. Ueda, K. Semba, and H. Takayanagi, "Vacuum Rabi Oscillations in a Macroscopic Superconducting Qubit LC Oscillator System," *Phys. Rev. Lett.* 96, 127006 (2006).
- [12] P. B. Li, S. Y. Gao, and F. L. Li, "Engineering two-mode entangled states between two superconducting resonators by dissipation," *Phys. Rev. A* 86 (2012).
- [13] P. C. Ma, Y. Xiao, Y. F. Yu, and Z. M. Zhang, "Microwave field controlled slow and fast light with a coupled system consisting of a nanomechanical resonator and a Cooper-pair box," *Opt. Exp.* 22, 3621-3628 (2014).
- [14] J.-J. Li, and K.-D. Zhu, "All-optical mass sensing with coupled mechanical resonator systems," *Phys. Rep.* 525, 223-254 (2013).
- [15] J.-J. Li, and K.-D. Zhu, "Tunable slow and fast light device based on a carbon nanotube resonator," *Opt. Exp.* 20, 5840-5848 (2012).
- [16] M. Schwarz, J. Goetz, Z. Jiang, T. Niemczyk, F. Deppe, A. Marx, and R. Gross, "Gradiometric flux qubits with a tunable gap," *New Journal of Physics* 15, 045001 (2013).
- [17] X. Zhu, S. Saito, A. Kemp, K. Kakuyanagi, S.-i. Karimoto, H. Nakano, W. J. Munro, Y. Tokura, M. S. Everitt, and K. Nemoto, "Coherent coupling of a superconducting flux qubit to an electron spin ensemble in diamond," *Nature* 478, 221-224 (2011).
- [18] J. Johansson, S. Saito, T. Meno, H. Nakano, M. Ueda, K. Semba, and H. Takayanagi, "Vacuum Rabi Oscillations in a Macroscopic Superconducting Qubit *LC* Oscillator System," *Phys. Rev. Lett.* 96, 127006 (2006).
- [19] G. Scalari, C. Maissen, D. Turčinková, D. Hagenmüller, S. De Liberato, C. Ciuti, C. Reichl, D.

- Schuh, W. Wegscheider, and M. Beck, "Ultrastrong coupling of the cyclotron transition of a 2D electron gas to a THz metamaterial," *Science* 335, 1323-1326 (2012).
- [20] X. Wang, H. R. Li, P. B. Li, C. W. Jiang, H. Gao, and F. L. Li, "Preparing ground states and squeezed states of nanomechanical cantilevers by fast dissipation," *Phys. Rev. A* 90, 013838 (2014).
- [21] S. Mostame, P. Reberntrost, A. Eisfeld, A. J. Kerman, D. I. Tsomokos, and A. Aspuru-Guzik, "Quantum simulator of an open quantum system using superconducting qubits: exciton transport in photosynthetic complexes," *New Journal of Physics* 14, 105013 (2012).
- [22] F. Paauw, A. Fedorov, C. M. Harmans, and J. Mooij, "Tuning the gap of a superconducting flux qubit," *Phys. Rev. Lett.* 102, 090501 (2009).
- [23] K. Kakuyanagi, T. Meno, S. Saito, H. Nakano, K. Semba, H. Takayanagi, F. Deppe, and A. Shnirman, "Dephasing of a superconducting flux qubit," *Phys. Rev. Lett.* 98, 047004 (2007).
- [24] D. James, "Quantum computation with hot and cold ions: an assessment of proposed schemes," arXiv preprint quant-ph/0003122 (2000).
- [25] J. Marangos, "Electromagnetically induced transparency," *J. Mod. Opt.* 45, 471-503 (1998).
- [26] M. O. Scully, *Quantum optics* (Cambridge university press, 1997).
- [27] F. Xue, Y. Wang, C. Sun, H. Okamoto, H. Yamaguchi, and K. Semba, "Controllable coupling between flux qubit and nanomechanical resonator by magnetic field," *New J Phys.* 9, 35 (2007).