
Learning to search better than your teacher

Kai-Wei Chang

KCHANG10@ILLINOIS.EDU

University of Illinois at Urbana Champaign, IL

Akshay Krishnamurthy

AKSHAYKR@CS.CMU.EDU

Carnegie Mellon University, Pittsburgh, PA

Alekh Agarwal

ALEKHA@MICROSOFT.COM

Microsoft Research, New York, NY

Hal Daumé III

HAL@UMIACS.UMD.EDU

University of Maryland, College Park, MD, USA

John Langford

JCL@MICROSOFT.COM

Microsoft Research, New York, NY

Abstract

Methods for learning to search for structured prediction typically imitate a reference policy, with existing theoretical guarantees demonstrating low regret compared to that reference. This is unsatisfactory in many applications where the reference policy is suboptimal and the goal of learning is to improve upon it. Can learning to search work even when the reference is poor?

We provide a new learning to search algorithm, LOLS, which does well relative to the reference policy, but *additionally* guarantees low regret compared to *deviations* from the learned policy: a local-optimality guarantee. Consequently, LOLS can improve upon the reference policy, unlike previous algorithms. This enables us to develop *structured contextual bandits*, a partial information structured prediction setting with many potential applications.

1. Introduction

In structured prediction problems, a learner makes joint predictions over a set of interdependent output variables and observes a joint loss. For example, in a parsing task, the output is a parse tree over a sentence. Achieving optimal performance commonly requires the prediction of each output variable to depend on neighboring variables. One approach to structured prediction is *learning to search* (L2S) (Collins & Roark, 2004; Daumé III & Marcu, 2005; Daumé III et al., 2009; Ross et al., 2011; Doppa et al., 2014; Ross & Bagnell, 2014), which solves the problem by:

1. converting structured prediction into a search problem with specified search space and actions;
2. defining structured features over each state to capture the interdependency between output variables;
3. constructing a reference policy based on training data;
4. learning a policy that *imitates* the reference policy.

Empirically, L2S approaches have been shown to be competitive with other structured prediction approaches both in accuracy and running time (see e.g. Daumé III et al. (2014)). Theoretically, existing L2S algorithms guarantee that if the

learning step performs well, then the learned policy is almost as good as the reference policy, implicitly assuming that the reference policy attains good performance. Good reference policies are typically derived using labels in the training data, such as assigning each word to its correct POS tag. However, when the reference policy is suboptimal, which can arise for reasons such as computational constraints, nothing can be said for existing approaches.

This problem is most obviously manifest in a “structured contextual bandit”¹ setting. For example, one might want to predict how the landing page of a high profile website should be displayed; this involves many interdependent predictions: items to show, position and size of those items, font, color, layout, etc. It may be plausible to derive a quality signal for the displayed page based on user feedback, and we may have access to a reasonable reference policy (namely the existing rule-based system that renders the current web page). But, applying L2S techniques results in nonsense—learning something almost as good as the existing policy is useless as we can just keep using the current system and obtain that guarantee. Unlike the full feedback settings, label information is not even available during learning to define a substantially better reference. The goal of learning here is to improve upon the current system, which is most likely far from optimal. This naturally leads to the question: *is learning to search useless when the reference policy is poor?*

This is the core question of the paper, which we address first with a new L2S algorithm, LOLS (Locally Optimal Learning to Search) in Section 2. LOLS operates in an online fashion and uses a roll-out somewhat different from other L2S algorithms.

As a review, most L2S algorithms operate according to the following schematic: use a *roll-in* policy to sample a set of states. For each of these states, consider all possible actions. For each state/action pair, use a *roll-out* policy to complete the search, eventually leading to an observed *loss*. Use this loss to train a classifier that tries to choose low-cost actions from each state. In LOLS, the roll-out is according to a mixture of the learned policy and the reference policy, *with the mixture imposed on a per-example level rather than a per-decision level*.

We analyze the space of possible roll-in/roll-out combinations (in Section 3). Past L2S algorithms achieve a regret bound that guarantees the learned policy is not much worse than the reference policy. However, when the reference policy is suboptimal, we might also wish for the learned policy to be *locally optimal*: namely, any modification to a *single* prediction for each trajectory of the policy (a “one-step deviation”) yields a worse policy. The main result is that LOLS satisfies a new regret guarantee: the regret to a combination of one-step deviations and the reference policy is bounded. Consequently, when the reference policy performs poorly but local hill-climbing in policy space is effective, the performance of LOLS may be far better than other L2S algorithms. In Section 5, we empirically confirm that LOLS can significantly outperform the reference policy in practice on real-world datasets.

In Section 4 we extend LOLS to address the structured contextual bandit setting. Modifying the algorithm is straightforward: instead of rolling out for each deviation, we simply roll-out for one randomly chosen deviation and use existing unbiased estimation techniques (Dudik et al., 2011) to estimate the cost of each possible deviation. A key question remains though: How does the randomization affect the learning quality? We address that here showing how to create no-regret learning algorithms for the structured contextual bandit setting.

The algorithm LOLS, the new kind of regret guarantee it satisfies, the modifications for the structured contextual bandit setting, and all experiments are new here.

2. Learning to Search

A structured prediction problem consists of an *input space* \mathcal{X} , an *output space* \mathcal{Y} , and a non-negative *loss function* $l(\mathbf{y}^*, \hat{\mathbf{y}}) \rightarrow R^+$ which measures the distance between the true and predicted outputs. The goal of structured learning is to learn a mapping $f : \mathcal{X} \rightarrow \mathcal{Y}$ that minimizes the expected structured loss.

We define learning to search as in Daume et al. (2014). A discrete search space is a tuple (S, b, E, A, ℓ) , where S is a set of *states* that encode partial output assignments, $b \in S$ is a unique *start state*, $E \subseteq S$ is a set of *end states*, $A : S \rightarrow 2^S$ is an “action” mapping function defining valid state transitions (transitions are deterministic, so an action is just a choice of subsequent state). Each end state $e \in E$ is associated with an output assignment \mathbf{y}_e , and the loss of the end state $\ell(e) = \ell(\mathbf{y}^*, \mathbf{y}_e)$ is defined as the loss of the assignment. We further define a feature generating function $\Phi : S \rightarrow R^n$ that computes a n -dimensional feature vector for each state. The features express both the input \mathbf{x} and previous predictions.

¹The key difference from (1) contextual bandits is that the action space is exponentially large (in the length of trajectories in the search space); and from (2) reinforcement learning is that a baseline reference policy exists before learning starts.

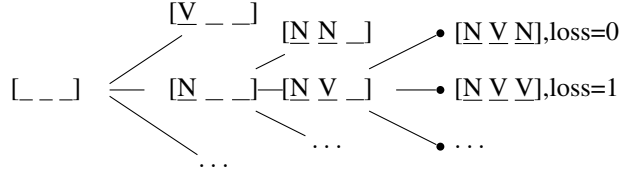


Figure 1. An illustration of the search space of a sequential tagging example that assigns a part-of-speech tag sequence to the sentence “John saw Mary.” Each state represents a partial labeling. The start state $b = [_ _ _]$ and the set of end states $E = \{[\underline{N} \ \underline{V} \ \underline{N}], [\underline{N} \ \underline{V} \ \underline{V}], \dots\}$. Each end state is associated with a loss. A policy chooses an action at each state in the search space to specify the next state.

Algorithm 1 Locally Optimal Learning to Search (LOLS)

Require: Dataset $\mathcal{D} = \{\mathbf{x}_i, \mathbf{y}_i\}_{i=1}^N$, a search space (S, b, E, m, l) , and $\beta \geq 0$: a mixture parameter for roll-out.

- ```

1: Initialize a policy π_0 .
2: for all $(x_i, y_i) \in \mathcal{D}$ (loop over each instance) do
3: Generate a reference policy π^{ref} based on y_i .
4: Initialize $\Gamma = \emptyset$.
5: for all $t \in \{0, 1, 2, \dots, T - 1\}$ do
6: Roll-in by executing $\pi_i^{\text{in}} = \hat{\pi}_i$ for t rounds and reach s_t .
7: Let $\pi_i^{\text{out}} = \pi^{\text{ref}}$ with probability β , otherwise $\hat{\pi}_i$.
8: for all $a \in A(s_t)$ do
9: Evaluate cost $c_{i,t}(a)$ by rolling-out with π_i^{out} for $T - t - 1$ steps.
10: end for
11: Generate a feature vector $\Phi(x_i, s_t)$.
12: Set $\Gamma = \Gamma \cup \{\langle c_{i,t}, \Phi(x_i, s_t) \rangle\}$.
13: end for
14: $\hat{\pi}_{i+1} \leftarrow \text{Train}(\hat{\pi}_i, \Gamma)$ (Update).
15: end for
16: Return the average policy across $\hat{\pi}_0, \hat{\pi}_1, \dots, \hat{\pi}_N$.

```

Figure 1 demonstrates an example search space<sup>2</sup>.

An agent follows a *policy*  $\pi \in \Pi$  to take an *action*  $a \in A(s)$  at each non-terminal state  $s \in S - E$ . An action is a transition function, which specifies the next state from  $s$ . We consider policies that only access state  $s$  through its feature vector  $\Phi(s)$ , meaning that  $\pi(s)$  is a mapping from  $R^n$  to  $A(s)$ . A *trajectory* is a complete sequence of states from the starting state  $b$  to an end state  $e \in E$ . It can be generated by repeatedly executing a policy  $\pi$  in the search space. Without loss of generality, we assume the lengths of trajectories are all equal to  $T$ . The expected loss of a policy  $J(\pi)$  is the expected loss of the end state of the trajectory  $e \sim \pi$ , where  $e \in E$  is an end state reached by following the policy<sup>3</sup>. An optimal policy chooses the action that leads to the minimal expected loss at each state. If the loss is decomposable with respect to the states in a trajectory, generating an optimal policy is trivial given  $\mathbf{y}^*$  (e.g., the sequence tagging example in (Daumé III et al., 2009)). In general, finding the optimal action at states not in the optimal trajectory can be tricky (e.g., (Goldberg & Nivre, 2013; Goldberg et al., 2014)).

LOLS (see Algorithm 1) learns a policy  $\hat{\pi} \in \Pi$  to approximately minimize  $J(\hat{\pi})$ ,<sup>4</sup> assuming access to a reference policy  $\pi^{\text{ref}}$  (which may or may not be optimal). The algorithm proceeds in an online fashion generating a sequence of learned policies  $\hat{\pi}_0, \hat{\pi}_1, \hat{\pi}_2, \dots$ . At round  $i$ , a structured sample  $(\mathbf{x}_i, \mathbf{y}_i)$  is observed, and the configuration of a search space is generated along with the reference policy  $\pi^{\text{ref}}$ . Based on  $(\mathbf{x}_i, \mathbf{y}_i)$ , LOLS constructs  $T$  cost-sensitive multiclass examples using a roll-in policy  $\pi_i^{\text{in}}$  and a roll-out policy  $\pi_i^{\text{out}}$ . The roll-in policy is used to generate an initial trajectory and the roll-out

<sup>2</sup>Doppa et al. (2014) discuss several approaches for defining a search space. The theoretical properties of our approach do not depend on which search space definition is used.

<sup>3</sup>Some imitation learning literature (e.g., (Ross et al., 2011; He et al., 2012)) defines the loss of a policy as an accumulation of the costs of states and actions in the trajectory generated by the policy. For simplicity, we define the loss only based on the end state. However, our theorems can be generalized.

<sup>4</sup> We can parameterize the policy  $\hat{\pi}$  using a weight vector  $\mathbf{w} \in \mathcal{R}^d$  such that a cost-sensitive classifier can be used to choose an action based on the features at each state. We do not consider using different weight vectors at different states.

| roll-out $\rightarrow$ |                  |         |         |
|------------------------|------------------|---------|---------|
| $\downarrow$ roll-in   | Reference        | Mixture | Learned |
| Reference              | Inconsistent     |         |         |
| Learned                | Not locally opt. | Good    | RL      |

Table 1. Effect of different roll-in and roll-out policies. The strategies marked with “*Inconsistent*” might generate a learned policy with a large structured regret, and the strategies marked with “*Not locally opt.*” could be much worse than its one step deviation. The strategy marked with “**Good**” is favored.

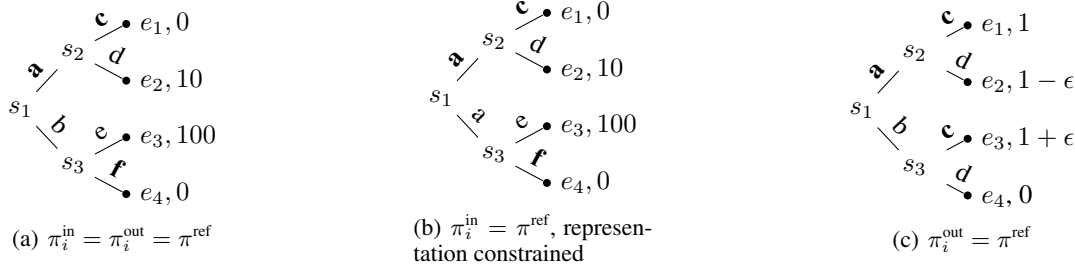


Figure 2. Counterexamples of  $\pi_i^{\text{in}} = \pi^{\text{ref}}$  and  $\pi_i^{\text{out}} = \pi^{\text{ref}}$ . All three examples have 7 states. The loss of each end state is specified in the figure. A policy chooses actions to traverse through the search space until it reaches an end state. Legal policies are bit-vectors, so that a policy with a weight on  $a$  goes up in  $s_1$  of Figure 2(a) while a weight on  $b$  sends it down. Since features uniquely identify actions of the policy in this case, we just mark the edges with corresponding features for simplicity. The reference policy is bold-faced. In Figure 2(b), the features are the same on either branch from  $s_1$ , so that the learned policy can do no better than pick randomly between the two. In Figure 2(c), states  $s_2$  and  $s_3$  share the same feature set (i.e.,  $\Phi(s_2) = \Phi(s_3)$ ). Therefore, a policy chooses the same set of actions at states  $s_2$  and  $s_3$ . Please see text for details.

policy is used to derive the expected loss. More specifically, for each decision point  $t \in [0, T)$ , LOLS executes  $\pi_i^{\text{in}}$  for  $t$  rounds reaching a state  $s_t \sim \pi_i^{\text{in}}$ . Then, a cost-sensitive multiclass example is generated using the features  $\Phi(s_t)$ . Classes in the multiclass example correspond to available actions in state  $s_t$ . The cost  $c(a)$  assigned to action  $a$  is the difference in loss between taking action  $a$  and the best action.

$$c(a) = \ell(e(a)) - \min_{a'} \ell(e(a')), \quad (1)$$

where  $e(a)$  is the end state reached with rollout by  $\pi_i^{\text{out}}$  after taking action  $a$  in state  $s_t$ . LOLS collects the  $T$  examples from the different roll-out points and feeds the set of examples  $\Gamma$  into an online cost-sensitive multiclass learner, thereby updating the learned policy from  $\hat{\pi}_i$  to  $\hat{\pi}_{i+1}$ . By default, we use the learned policy  $\hat{\pi}_i$  for roll-in and a mixture policy for roll-out. For each roll-out, the mixture policy either executes  $\pi^{\text{ref}}$  to an end-state with probability  $\beta$  or  $\hat{\pi}_i$  with probability  $1 - \beta$ . LOLS converts into a batch algorithm with a standard online-to-batch conversion where the final model  $\bar{\pi}$  is generated by averaging  $\hat{\pi}_i$  across all rounds (i.e., picking one of  $\hat{\pi}_1, \dots, \hat{\pi}_N$  uniformly at random).

### 3. Theoretical Analysis

In this section, we analyze LOLS and answer the questions raised in Section 1. We begin with discussing the choices of roll-in and roll-out policies. Table 1 summarizes the results of using different strategies for roll-in and roll-out.

#### 3.1. The *Bad* Choices

An obvious *bad* choice is roll-in and roll-out with the learned policy, because the learner is blind to the reference policy. It reduces the structured learning problem to a reinforcement learning problem, which is much harder. To build intuition, we show two other *bad* cases.

**Roll-in with  $\pi^{\text{ref}}$  is bad.** Roll-in with a reference policy causes the state distribution to be unrealistically good. As a result, the learned policy never learns to correct for previous mistakes, performing poorly when testing. A related discussion can be found at Theorem 2.1 in (Ross & Bagnell, 2010). We show a theorem below.

**Theorem 1.** *Roll-in with a reference policy generates a model with uncontrolled structured regret.*

*Proof.* We demonstrate examples where the claim is true.

We start with the case where  $\pi_i^{\text{out}} = \pi_i^{\text{in}} = \pi^{\text{ref}}$ . In this case, suppose we have one structured example, whose search space is defined as in Figure 2(a). From state  $s_1$ , there are two possible actions:  $a$  and  $b$  (we will use actions and features interchangeably since features uniquely identify actions here); the (optimal) reference policy takes action  $a$ . From state  $s_2$ , there are again two actions ( $c$  and  $d$ ); the reference takes  $c$ . Finally, even though the reference policy would never visit  $s_3$ , from that state it chooses action  $f$ . When rolling in with  $\pi^{\text{ref}}$ , the cost-sensitive examples are generated only at state  $s_1$  (if we take a one-step deviation on  $s_1$ ) and  $s_2$  but *never* at  $s_3$  (since that would require a two deviations, one at  $s_1$  and one at  $s_2$ ). As a result, we can never learn how to make predictions at state  $s_3$ . Furthermore, under a rollout with  $\pi^{\text{ref}}$ , both actions from state  $s_1$  lead to a loss of zero. The learner can therefore learn to take action  $c$  at state  $s_2$  and  $b$  at state  $s_1$ , and achieve *zero* cost-sensitive regret, thereby “thinking” it is doing a good job. Unfortunately, when this policy is actually run, it performs as badly as possible, giving an arbitrarily large gap between its cost-sensitive regret and its structured regret.

Next we consider the case where  $\pi_i^{\text{out}}$  is either the learned policy or a mixture with  $\pi^{\text{ref}}$ . When applied to the example in Figure 2(b), the learned policy can do no better than pick randomly between the top and bottom branches from state  $s_1$ . The algorithm either rolls in with  $\pi^{\text{ref}}$  on  $s_1$  and generates a cost-sensitive example at  $s_2$ , or generates a cost-sensitive example on  $s_1$  and then completes a roll out with  $\pi_i^{\text{out}}$ . Crucially, the algorithm still never generates a cost-sensitive example at the state  $s_3$  (since it would have already taken a one-step deviation to reach  $s_3$  and is constrained to do a roll out from  $s_3$ ). As a result, if the learned policy were to choose the action  $e$  in  $s_3$ , it leads to a zero cost-sensitive regret but large structured regret.  $\square$

Despite these negative results, rolling in with the learned policy is robust to both the above failure modes. In Figure 2(a), if the learned policy picks action  $b$  in state  $s_1$ , then we can roll in to the state  $s_3$ , then generate a cost-sensitive example and learn that  $f$  is a better action than  $e$ . Similarly, we also observe a cost-sensitive example in  $s_3$  in the example of Figure 2(b), which clearly demonstrates the benefits of rolling in with the learned policy as opposed to  $\pi^{\text{ref}}$ .

**Roll-out with  $\pi^{\text{ref}}$  is bad if  $\pi^{\text{ref}}$  is not optimal.** When the reference policy is not optimal *or* the reference policy is not in the hypothesis class, roll-out with  $\pi^{\text{ref}}$  can make the learner blind to compounding errors. The following theorem holds. We state this in terms of “local optimality”: a policy is locally optimal if changing any *one* decision it makes never improves its performance.

**Theorem 2.** *Roll-out with a reference policy may cause the learned policy to fail to converge to a local optimum if the reference policy is suboptimal.*

*Proof.* Suppose we have only one structured example, whose search space is defined as in Figure 2(c) and the reference policy chooses  $a$  or  $c$  depending on the node. If we roll-out with  $\pi^{\text{ref}}$ , we observe expected losses 1 and  $1 + \epsilon$  for actions  $a$  and  $b$  at state  $s_1$ , respectively. Therefore, the policy with zero cost-sensitive classification regret chooses actions  $a$  and  $d$  depending on the node. However, a one step deviation ( $a \rightarrow b$ ) does radically better and can be learned by instead rolling out with a mixture policy.  $\square$

The above theorems show the bad cases and motivate a good L2S algorithm which generates a learned policy that competes with the reference policy and deviations from the learned policy. In the following section, we show that Algorithm 1 is such an algorithm.

### 3.2. Regret Guarantees

Let  $Q^\pi(s_t, a)$  represent the expected loss of executing action  $a$  at state  $s_t$  and then executing policy  $\pi$  until reaching an end state.  $T$  is the number of decisions required before reaching an end state. For notational simplicity, we use  $Q^\pi(s_t, \pi')$  as a shorthand for  $Q^\pi(s_t, \pi'(s_t))$ , where  $\pi'(s_t)$  is the action that  $\pi'$  takes at state  $s_t$ . Finally, we use  $d_\pi^t$  to denote the distribution over states at time  $t$  when acting according to the policy  $\pi$ . The expected loss of a policy is:

$$J(\pi) = \mathbb{E}_{s \sim d_\pi^t} [Q^\pi(s, \pi)], \quad (2)$$

for any  $t \in [0, T]$ . In words, this is the expected cost of rolling in with  $\pi$  up to some time  $t$ , taking  $\pi$ 's action at time  $t$  and then completing the roll out with  $\pi$ .

Our main regret guarantee for Algorithm 1 shows that LOLS minimizes a combination of regret to the reference policy  $\pi^{\text{ref}}$  and regret its own one-step deviations. In order to concisely present the result, we present an additional definition which captures the regret of our approach:

$$\delta_N = \frac{1}{NT} \sum_{i=1}^N \sum_{t=1}^T \mathbb{E}_{s \sim d_{\hat{\pi}_i}^t} \left[ Q^{\pi_i^{\text{out}}}(s, \hat{\pi}_i) - \left( \beta \min_a Q^{\pi^{\text{ref}}}(s, a) + (1 - \beta) \min_a Q^{\hat{\pi}_i}(s, a) \right) \right], \quad (3)$$

where  $\pi_i^{\text{out}} = \beta \pi^{\text{ref}} + (1 - \beta) \hat{\pi}_i$  is the mixture policy used to roll-out in Algorithm 1. With these definitions in place, we can now state our main result for Algorithm 1.

**Theorem 3.** *Let  $\delta_N$  be as defined in Equation 3. The averaged policy  $\bar{\pi}$  generated by running  $N$  steps of Algorithm 1 with a mixing parameter  $\beta$  satisfies*

$$\beta(J(\bar{\pi}) - J(\pi^{\text{ref}})) + (1 - \beta) \sum_{t=1}^T (J(\bar{\pi}) - \min_{\pi \in \Pi} \mathbb{E}_{s \sim d_{\bar{\pi}}^t} [Q^{\bar{\pi}}(s, \pi)]) \leq T \delta_N, \quad (4)$$

It might appear that the LHS of the theorem combines one term which is constant to another scaling with  $T$ . We point the reader to Lemma 1 in the appendix to see why the terms are comparable in magnitude. Note that the theorem does not assume anything about the quality of the reference policy, and it might be arbitrarily suboptimal. Assuming that Algorithm 1 uses a no-regret cost-sensitive classification algorithm, we expect the first term in the definition of  $\delta_N$  to converge to

$$\ell^* = \min_{\pi \in \Pi} \frac{1}{NT} \sum_{i=1}^N \sum_{t=1}^T \mathbb{E}_{s \sim d_{\hat{\pi}_i}^t} [Q^{\pi_i^{\text{out}}}(s, \pi)].$$

This observation is formalized in the next corollary.

**Corollary 1.** *Suppose we use a no-regret cost-sensitive classifier in Algorithm 1. As  $N \rightarrow \infty$ ,  $\delta_N \rightarrow \delta_{\text{class}}$ , where*

$$\delta_{\text{class}} = \ell^* - \frac{1}{NT} \sum_{i,t} \mathbb{E}_{s \sim d_{\hat{\pi}_i}^t} \left[ \beta \min_a Q^{\pi^{\text{ref}}}(s, a) + (1 - \beta) \min_a Q^{\hat{\pi}_i}(s, a) \right].$$

When we have  $\beta = 1$ , so that LOLS becomes almost identical to AGGREGATE (Ross & Bagnell, 2014),  $\delta_{\text{class}}$  arises solely due to the policy class  $\Pi$  being restricted. For other values of  $\beta \in (0, 1)$ , the asymptotic gap does not always vanish even if the policy class is unrestricted, since  $\ell^*$  amounts to obtaining  $\min_a Q^{\pi_i^{\text{out}}}(s, a)$  in each state. This corresponds to taking a minimum of an average rather than the average of the corresponding minimum values.

In order to avoid this asymptotic gap, it seems desirable to have regrets to reference policy and one-step deviations controlled individually, which is equivalent to having the guarantee of Theorem 3 for all values of  $\beta$  in  $[0, 1]$  rather than a specific one. As we show in the next section, guaranteeing a regret bound to one-step deviations when the reference policy is arbitrarily bad is rather tricky and can take an exponentially long time. Understanding structures where this can be done more tractably is an important question for future research. Nevertheless, the result of Theorem 3 has interesting consequences in several settings, some of which we discuss next.

1. The second term on the left in the theorem is always non-negative by definition, so the conclusion of Theorem 3 is at least as powerful as existing regret guarantee to reference policy when  $\beta = 1$ . Since the previous works in this area (Daumé III et al., 2009; Ross et al., 2011; Ross & Bagnell, 2014) have only studied regret guarantees to the reference policy, the quantity we're studying is strictly more difficult.
2. The asymptotic regret incurred by using a mixture policy for roll-out might be larger than that using the reference policy alone, when the reference policy is near-optimal. How the combination of these factors manifests in practice is empirically evaluated in Section 5.
3. When the reference policy is optimal, the first term is non-negative. Consequently, the theorem demonstrates that our algorithm competes with one-step deviations in this case. This is true irrespective of whether  $\pi^{\text{ref}}$  is in the policy class  $\Pi$  or not.



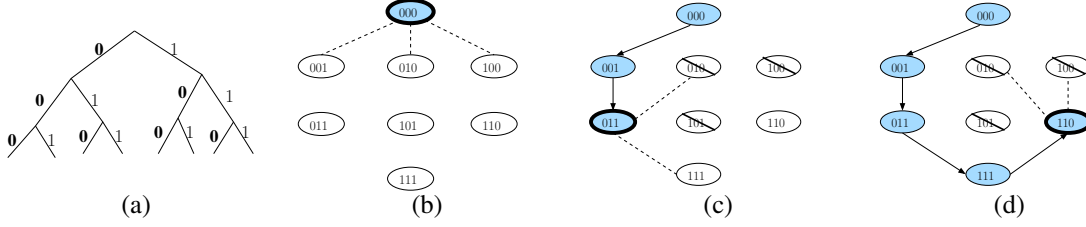


Figure 3. Pictorial illustration of the proof elements of Theorem 4. Panel (a) depicts the actions chosen by policy 000. Selected action in each state is indicated in bold. Panels (b) through (d) depict various stages as the algorithm updates the policy to its one-step deviations, starting from the policy 000. Each policy that the algorithm selects is depicted by a shaded circle, with the arrows marking the moves of the algorithm. Current policy is the shaded circle with a bold boundary. Dashed lines denote the potential one-step deviations that the algorithm can move to and crossed policies are those which have higher costs than the current policy (see text for details).

4. When the reference policy is very suboptimal, then the first term can be negative. In this case, the regret to one-step deviations can be large despite the guarantee of Theorem 3, since the first negative term allows the second term to be large while the sum stays bounded. However, when the first term is significantly negative, then the learned policy has already improved upon the reference policy substantially! This ability to improve upon a poor reference policy by using a mixture policy for rolling out is an important distinction for Algorithm 1 compared with previous approaches.

Overall, Theorem 3 shows that the learned policy is either competitive with the reference policy *and* nearly locally optimal, or improves substantially upon the reference policy.

### 3.3. Hardness of local optimality

In this section we demonstrate that the process of reaching a local optimum (under one-step deviations) can be exponentially slow when the initial starting policy is arbitrary. This reflects the hardness of learning to search problems when equipped with a poor reference policy, even if local rather than global optimality is considered a yardstick. We establish this lower bound for a class of algorithms substantially more powerful than LOLS. We start by defining a search space and a policy class. Our search space consists of trajectories of length  $T$ , with 2 actions available at each step of the trajectory. We use 0 and 1 to index the two actions. We consider policies whose only feature in a state is the depth of the state in the trajectory, meaning that the action taken by any policy  $\pi$  in a state  $s_t$  depends only on  $t$ . Consequently, each policy can be indexed by a bit string of length  $T$ . For instance, the policy 0100...0 executes action 0 in the first step of any trajectory, action 1 in the second step and 0 at all other levels. It is easily seen that two policies are one-step deviations of each other if the corresponding bit strings have a Hamming distance of 1.

To establish a lower bound, consider the following powerful algorithmic pattern. Given a current policy  $\pi$ , the algorithm examines the cost  $J(\pi')$  for all the one-step deviations  $\pi'$  of  $\pi$ . It then chooses the policy with the smallest cost as its new learned policy. Note that access to the actual costs  $J(\pi)$  makes this algorithm more powerful than existing L2S algorithms, which can only estimate costs of policies through rollouts on individual examples. Suppose this algorithm starts from an initial policy  $\hat{\pi}_0$ . How long does it take for the algorithm to reach a policy  $\hat{\pi}_i$  which is locally optimal compared with all its one-step deviations? We next present a lower bound for algorithms of this style.

**Theorem 4.** *Consider any algorithm which updates policies only by moving from the current policy to a one-step deviation. Then there is a search space, a policy class and a cost function where the any such algorithm must make  $\Omega(2^T)$  updates before reaching a locally optimal policy. Specifically, the lower bound also applies to Algorithm 1.*

*Proof.* The proof follows from results in combinatorics. The dynamics of algorithms considered here can be thought of as a path through a graph where the vertices are the corners of the boolean hypercube in  $T$  dimensions with two vertices at Hamming distance 1 sharing an edge. We demonstrate that there is a cost function such that the algorithm is forced to traverse a long path before reaching a local optimum. Without loss of generality, assume that the algorithm always moves to a one-step deviation with the lowest cost since otherwise longer paths exist.

To gain some intuition, first consider  $T = 3$  which is depicted in Figure 3. Suppose the algorithm starts from the policy 000 then moves to the policy 001. If the algorithm picks the best amongst the one-step deviations, we know that  $J(001) \leq \min\{J(000), J(010), J(100)\}$ , placing constraints on the costs of these policies which force the algorithm to not visit any

of these policies later. Similarly, if the algorithm moves to the policy 011 next, we obtain a further constraint  $J(011) < \min\{J(101), J(001)\}$ . It is easy to check that the only feasible move (corresponding to policies not crossed in Figure 3(c)) which decreases the cost under these constraints is to the policy 111 and then 110, at which point the algorithm attains local optimality since no more moves that decrease the cost are possible. In general, at any step  $i$  of the path, the policy  $\hat{\pi}_i$  is a one-step deviation of  $\hat{\pi}_{i-1}$  and at least 2 or more steps away from  $\hat{\pi}_j$  for  $j < i - 1$ . The policy never move to a neighbor of an ancestor (excluding the immediate parent) in the path.

This property is the key element to understand more generally. Suppose we have a current path  $\hat{\pi}_1 \rightarrow \hat{\pi}_2 \dots \rightarrow \hat{\pi}_{i-1} \rightarrow \hat{\pi}_i$ . Since we picked the best neighbor of  $\hat{\pi}_j$  as  $\hat{\pi}_{j+1}$ ,  $\hat{\pi}_{i+1}$  cannot be a neighbor of any  $\hat{\pi}_j$  for  $j < i$ . Consequently, the maximum number of updates the algorithm must make is given by the length of the longest such path on a hypercube, where each vertex (other than start and end) neighbors exactly two other vertices on the path. This is called the *snake-in-the-box* problem in combinatorics, and arises in the study of error correcting codes. It is shown by Abbott & Katchalski (1988) that the length of longest such path is  $\Theta(2^T)$ . With monotonically decreasing costs for policies in the path and maximal cost for all policies not in the path, the traversal time is  $\Theta(2^T)$ .

Finally, it might appear that Algorithm 1 is capable of moving to policies which are not just one-step deviations of the currently learned policy, since it performs updates on “mini-batches” of  $T$  cost-sensitive examples. However, on this lower bound instance, Algorithm 1 will be forced to follow one-step deviations only due to the structure of the cost function. For instance, from the policy 000 when we assign maximal cost to policies 010 and 100 in our example, this corresponds to making the cost of taking action 1 on first and second step very large in the induced cost-sensitive problem. Consequently, 001 is the policy which minimizes the cost-sensitive loss even when all the  $T$  roll-outs are accumulated, implying the algorithm is forced to traverse the same long path to local optimality.  $\square$

The result shows that without assumptions on the search space, policy class, or starting policy, competing with the seemingly reasonable benchmark of one-step deviations may be very challenging from an algorithmic perspective.

## 4. Structured Contextual Bandit

We now show that a variant of LOLS can be run in a “structured contextual bandit” setting, where only the loss of a single structured label can be observed. As mentioned, this setting has applications to webpage layout, personalized search, and several other domains.

At each round, the learner is given an input example  $\mathbf{x}$ , makes a prediction  $\hat{\mathbf{y}}$  and suffers structured loss  $\ell(\mathbf{y}^*, \hat{\mathbf{y}})$ . We assume that the structured losses lie in the interval  $[0, 1]$ , that the search space has depth  $T$  and that there are at most  $K$  actions available at each state. As before, the algorithm has access to a policy class  $\Pi$ , and also to a reference policy  $\pi^{\text{ref}}$ . It is important to emphasize that the reference policy does not have access to the true label, and the goal is improving on the reference policy.

Our approach is based on the  $\epsilon$ -greedy algorithm which is a common strategy in partial feedback problems. Upon receiving an example  $(\mathbf{x}_i, \mathbf{y}_i)$ , the algorithm randomly chooses whether to *explore* or *exploit* on this example. With probability  $1 - \epsilon$ , the algorithm chooses to exploit and follows the recommendation of the current learned policy. With the remaining probability, the algorithm performs a randomized variant of the LOLS update. A detailed description is given in Algorithm 2.

We assess the algorithm’s performance via a measure of regret, where the comparator is a mixture of the reference policy and the best one-step deviation. Let  $\bar{\pi}_i$  be the averaged policy based on all policies in  $\mathcal{I}$  at round  $i$ , and let  $\mathbf{y}_{ie}$  be its prediction on  $\mathbf{x}_i$ . The average regret is defined as:

$$\text{Regret} = \frac{1}{N} \sum_{i=1}^N \left( \mathbb{E}[\ell(\mathbf{y}_i^*, \mathbf{y}_{ie})] - \beta \mathbb{E}[\ell(\mathbf{y}_i^*, \mathbf{y}_{ie_{\text{ref}}})] - (1 - \beta) \sum_{t=1}^T \min_{\pi \in \Pi} \mathbb{E}_{s \sim d_{\pi_i}^t} [Q^{\bar{\pi}_i}(s, \pi)] \right)$$

Recalling our earlier definition of  $\delta_i$  (3), we bound on the regret of Algorithm 2 with a proof in the appendix.

**Theorem 5.** *The regret of Algorithm 2 with exploration probability  $\epsilon$  is at most:*

$$\text{Regret} \leq \epsilon + \frac{1}{N} \sum_{i=1}^N \delta_{n_i},$$



---

**Algorithm 2** Structured Contextual Bandit Learning
 

---

**Require:** A search space  $\Omega = (S, a, E, m, l)$ , and  $\beta \geq 0$ : a mixture parameter for roll-out.

- 1: Initialize a policy  $\pi_0$ , and set  $\mathcal{I} = \emptyset$ .
  - 2: **for all**  $i = 1, 2, \dots, N$  (loop over each instance) **do**
  - 3:   Obtain the example  $\mathbf{x}_i$ , set `explore` = 1 with probability  $\epsilon$ , set  $n_i = |\mathcal{I}|$ .
  - 4:   **if** `explore` **then**
  - 5:     Pick a random  $t \in \{0, 1, \dots, T-1\}$ .
  - 6:     Roll-in by executing  $\pi_i^{\text{in}} = \hat{\pi}_{n_i}$  for  $t$  rounds and reach  $s_t$ .
  - 7:     Pick a random action  $a \in A(s_t)$ , let  $K = |A(s_t)|$ .
  - 8:     Let  $\pi_i^{\text{out}} = \pi^{\text{ref}}$  with probability  $\beta$ , otherwise  $\hat{\pi}_{n_i}$ .
  - 9:     Roll-out with  $\pi_i^{\text{out}}$  for  $T-t-1$  steps to evaluate
 
$$\hat{c}(a) = K\ell(e(a_t))\mathbf{1}[a = a_t].$$
  - 10:    Generate a feature vector  $\Phi(\mathbf{x}_i, s_t)$ .
  - 11:     $\hat{\pi}_{n_i+1} \leftarrow \text{Train}(\hat{\pi}_{n_i}, \hat{c}, \Phi(\mathbf{x}_i, s_t))$ .
  - 12:    Augment  $\mathcal{I} = \mathcal{I} \cup \{\hat{\pi}_{n_i+1}\}$
  - 13:   **else**
  - 14:     Follow the trajectory of a policy  $\pi$  drawn randomly from  $\mathcal{I}$  to an end state  $e$ , predict the corresponding structured output  $\mathbf{y}_{ie}$ .
  - 15:   **end if**
  - 16: **end for**
- 

With a no-regret learning algorithm, we expect

$$\delta_i \leq \delta_{\text{class}} + cK\sqrt{\frac{\log |\Pi|}{i}}, \quad (5)$$

where  $|\Pi|$  is the cardinality of the policy class. This leads to the following corollary with a proof in the appendix.

**Corollary 2.** *In the setup of Theorem 5, suppose further that the underlying no-regret learner satisfies (5). Then with probability at least  $1 - 2/(N^5 K^2 T^2 \log(N|\Pi|))^3$ ,*

$$\text{Regret} = O\left((KT)^{2/3} \sqrt[3]{\frac{\log(N|\Pi|)}{N}} + T\delta_{\text{class}}\right).$$

## 5. Experiments

This section shows that LOLS is able to improve upon a suboptimal reference policy and provides empirical evidence to support the analysis in Section 3. We conducted experiments on three structured prediction applications.

**Cost-Sensitive Multiclass classification.** For each cost-sensitive multiclass sample, each choice of label has an associated cost. The search space for this task is a binary search tree. The root of the tree corresponds to the whole set of labels. We recursively split the set of labels in half, until each subset contains only one label. A trajectory through the search space is a path from root-to-leaf in this tree. The loss of the end state is defined by the cost. An optimal reference policy can lead the agent to the end state with the minimal cost. We also show results of using a bad reference policy which arbitrarily chooses an action at each state. The experiments are conducted on KDDCup 99 dataset<sup>5</sup> generated from a computer network intrusion detection task. The dataset contains 5 classes, 4,898,431 training and 311,029 test instances.

**Part of speech tagging.** The search space for POS tagging is left-to-right prediction. Under Hamming loss the trivial optimal reference policy simply chooses the correct part of speech for each word. We train on 38k sentences and test on 11k from the Penn Treebank (Marcus et al., 1993). One can construct suboptimal or even bad reference policies, but under Hamming loss these are all equivalent to the optimal policy because roll-outs by any fixed policy will incur exactly the same loss and the learner can immediately learn from one-step deviations.

<sup>5</sup><http://kdd.ics.uci.edu/databases/kddcup99/kddcup99.html>

| roll-out →<br>↓ roll-in     | Reference    | Mixture      | Learned      |
|-----------------------------|--------------|--------------|--------------|
| <b>Reference is optimal</b> |              |              |              |
| <b>Reference</b>            | 0.281        | 0.282        | 0.278        |
| <b>Learned</b>              | 0.268        | <b>0.266</b> | <b>0.266</b> |
| <b>Reference is bad</b>     |              |              |              |
| <b>Reference</b>            | 1.670        | 1.664        | 0.316        |
| <b>Learned</b>              | <b>0.266</b> | <b>0.266</b> | <b>0.266</b> |

Table 2. The average cost on cost-sensitive classification dataset; columns are roll-out and rows are roll-in. The best result is bold.

| roll-out →<br>↓ roll-in     | Reference    | Mixture | Learned |
|-----------------------------|--------------|---------|---------|
| <b>Reference is optimal</b> |              |         |         |
| <b>Reference</b>            | 95.58        | 94.12   | 94.10   |
| <b>Learned</b>              | <b>95.61</b> | 94.13   | 94.10   |

Table 3. The accuracy on POS tagging; columns are roll-out and rows are roll-in. The best result is bold.

| roll-out →<br>↓ roll-in        | Reference    | Mixture       | Learned |
|--------------------------------|--------------|---------------|---------|
| <b>Reference is optimal</b>    |              |               |         |
| <b>Reference</b>               | 86.61        | 87.28         | 84.36   |
| <b>Learned</b>                 | <b>90.12</b> | 88.31         | 80.94   |
| <b>Reference is suboptimal</b> |              |               |         |
| <b>Reference</b>               | 83.02        | 81.303        | 76.95   |
| <b>Learned</b>                 | 86.90        | <b>87.305</b> | 81.54   |
| <b>Reference is bad</b>        |              |               |         |
| <b>Reference</b>               | 69.36        | 61.09         | 61.12   |
| <b>Learned</b>                 | 74.68        | <b>83.76</b>  | 81.03   |

Table 4. The UAS score on dependency parsing data set; columns are roll-out and rows are roll-in. The best result is bold.

**Dependency parsing.** A dependency parser learns to generate a tree structure describing the syntactic dependencies between words in a sentence (McDonald et al., 2005; Nivre, 2003). We implemented a hybrid transition system (Kuhlmann et al., 2011) which parses a sentence from left to right with three actions: SHIFT, REDUCELEFT and REDUCERIGHT. We used the “non-deterministic oracle” (Goldberg & Nivre, 2013) as the optimal reference policy, which leads the agent to the best end state reachable from each state. We also designed two suboptimal reference policies. A bad reference policy chooses an arbitrary legal action at each state. A suboptimal policy applies a greedy algorithm and chooses the action which leads to a good tree when it is obvious; otherwise, it arbitrarily chooses a legal action. (This suboptimal reference was the *default* reference policy used prior to the work on “non-deterministic oracles.”) We used data from the Penn Treebank Wall Street Journal corpus: the standard data split for training (sections 02-21) and test (section 23). The loss is evaluated in UAS (unlabeled attachment score), which measures the fraction of words that pick the correct parent.

For each task and each reference policy, we compare 6 different combinations of roll-in (learned or reference) and roll-out (learned, mixture or reference) strategies. For mixture policy, we set  $\beta = 0.5$ . Tables 2, 3 and 4 show the results on cost-sensitive multiclass classification, POS tagging and dependency parsing, respectively.

The empirical results qualitatively agree with the theory. Rolling in with reference is always bad. When the reference policy is **optimal**, then doing roll-outs with reference is a good idea. However, when the reference policy is **suboptimal** or **bad**, then rolling out with reference is a bad idea, and mixture rollouts perform substantially better.

## References

- Abbott, H.L and Katchalski, M. On the snake in the box problem. *Journal of Combinatorial Theory, Series B*, 45(1):13 – 24, 1988.
- Collins, Michael and Roark, Brian. Incremental parsing with the perceptron algorithm. In *Proceedings of the Conference of the Association for Computational Linguistics (ACL)*, 2004.
- Daumé III, Hal and Marcu, Daniel. Learning as search optimization: Approximate large margin methods for structured prediction. In *Proceedings of the International Conference on Machine Learning (ICML)*, 2005.
- Daumé III, Hal, Langford, John, and Marcu, Daniel. Search-based structured prediction. *Machine Learning Journal*, 2009.
- Daumé III, Hal, Langford, John, and Ross, Stéphane. Efficient programmable learning to search. arXiv:1406.1837, 2014.
- Doppa, Janardhan Rao, Fern, Alan, and Tadepalli, Prasad. HC-Search: A learning framework for search-based structured prediction. *Journal of Artificial Intelligence Research (JAIR)*, 50, 2014.
- Dudik, Miroslav, Langford, John, and Li, Lihong. Doubly robust policy evaluation and learning. In *ICML*, 2011.
- Goldberg, Yoav and Nivre, Joakim. Training deterministic parsers with non-deterministic oracles. *Transactions of the ACL*, 1, 2013.
- Goldberg, Yoav, Sartorio, Francesco, and Satta, Giorgio. A tabular method for dynamic oracles in transition-based parsing. *Transactions of the ACL*, 2, 2014.
- He, He, Daumé III, Hal, and Eisner, Jason. Imitation learning by coaching. In *Neural Information Processing Systems (NIPS)*, 2012.
- Kuhlmann, Marco, Gómez-Rodríguez, Carlos, and Satta, Giorgio. Dynamic programming algorithms for transition-based dependency parsers. In *Proceedings of the 49th Annual Meeting of the Association for Computational Linguistics: Human Language Technologies-Volume 1*, pp. 673–682. Association for Computational Linguistics, 2011.
- Marcus, Mitch, Marcinkiewicz, Mary Ann, and Santorini, Beatrice. Building a large annotated corpus of English: The Penn Treebank. *Computational Linguistics*, 19(2):313–330, 1993.
- McDonald, Ryan, Pereira, Fernando, Ribarov, Kiril, and Hajic, Jan. Non-projective dependency parsing using spanning tree algorithms. In *Proceedings of the Joint Conference on Human Language Technology Conference and Empirical Methods in Natural Language Processing (HLT/EMNLP)*, 2005.

- Nivre, Joakim. An efficient algorithm for projective dependency parsing. In *International Workshop on Parsing Technologies (IWPT)*, pp. 149–160, 2003.
- Ross, Stéphane and Bagnell, J. Andrew. Efficient reductions for imitation learning. In *Proceedings of the Workshop on Artificial Intelligence and Statistics (AI-Stats)*, 2010.
- Ross, Stéphane and Bagnell, J. Andrew. Reinforcement and imitation learning via interactive no-regret learning. arXiv:1406.5979, 2014.
- Ross, Stéphane, Gordon, Geoff J., and Bagnell, J. Andrew. A reduction of imitation learning and structured prediction to no-regret online learning. In *Proceedings of the Workshop on Artificial Intelligence and Statistics (AI-Stats)*, 2011.

## A. Lemmas

**Lemma 1** (Ross & Bagnell Lemma 4.3). *For any two policies,  $\pi_1, \pi_2$ :*

$$J(\pi_1) - J(\pi_2) = T \mathbb{E}_{t \sim U(1, T), s \sim d_{\pi_1}^t} [Q^{\pi_2}(s, \pi_1) - Q^{\pi_2}(s, \pi_2)] = T \mathbb{E}_{t \sim U(1, T), s \sim d_{\pi_2}^t} [Q^{\pi_1}(s, \pi_1) - Q^{\pi_1}(s, \pi_2)]$$

*Proof.* Let  $\pi^t$  be a policy that executes  $\pi_1$  in the first  $t$  steps and then executes  $\pi_2$  from time steps  $t + 1$  to  $T$ . We have  $J(\pi_1) = J(\pi^T)$  and  $J(\pi_2) = J(\pi^0)$ . Consequently, we can set up the telescoping sum:

$$\begin{aligned} J(\pi_1) - J(\pi_2) &= \sum_{t=1}^T [J(\pi^t) - J(\pi^{t-1})] = \sum_{t=1}^T [\mathbb{E}_{s \sim d_{\pi_1}^t} [Q^{\pi_2}(s_t, \pi_1) - Q^{\pi_2}(s_t, \pi_2)]] \\ &= T \mathbb{E}_{t \sim U(1, T), s \sim \pi_1} [Q^{\pi_2}(s, \pi_1) - Q^{\pi_2}(s, \pi_2)] \end{aligned}$$

The second equality in the lemma can be obtained by reversing the roles of  $\pi_1$  and  $\pi_2$  above.  $\square$

### A.1. Proof of Theorem 3

We start with an application of Lemma 1. Using the lemma, we have:

$$\begin{aligned} J(\bar{\pi}) - J(\pi^{\text{ref}}) &= \frac{1}{N} \sum_i [J(\hat{\pi}_i) - J(\pi^{\text{ref}})] \\ &= \frac{1}{N} \sum_i \left[ T \mathbb{E}_{t \sim U(1, T), s \sim \hat{\pi}_i} [Q^{\pi^{\text{ref}}}(s, \hat{\pi}_i) - Q^{\pi^{\text{ref}}}(s, \pi^{\text{ref}})] \right] \end{aligned} \quad (6)$$

We also observe that

$$\begin{aligned} &\sum_{t=1}^T \left( J(\bar{\pi}) - \min_{\pi \in \Pi} \mathbb{E}_{s \sim d_{\bar{\pi}}^t} [Q^{\bar{\pi}}(s, \pi)] \right) \\ &= \frac{1}{N} \sum_{i=1}^N \sum_{t=1}^T \left[ J(\hat{\pi}_i) - \min_{\pi \in \Pi} \mathbb{E}_{s \sim d_{\hat{\pi}_i}^t} [Q^{\hat{\pi}_i}(s, \pi)] \right] \\ &= \frac{1}{N} \sum_{i=1}^N \sum_{t=1}^T \left[ \mathbb{E}_{s \sim d_{\hat{\pi}_i}^t} [Q^{\hat{\pi}_i}(s, \hat{\pi}_i)] - \min_{\pi \in \Pi} \mathbb{E}_{s \sim d_{\hat{\pi}_i}^t} [Q^{\hat{\pi}_i}(s, \pi)] \right] \\ &\leq \frac{1}{N} \sum_{i=1}^N \sum_{t=1}^T \left[ \mathbb{E}_{s \sim d_{\hat{\pi}_i}^t} [Q^{\hat{\pi}_i}(s, \hat{\pi}_i) - \min_a Q^{\hat{\pi}_i}(s, a)] \right]. \end{aligned} \quad (7)$$

Combining the above bounds from Equations 6 and 7, we see that

$$\begin{aligned} &\beta (J(\bar{\pi}) - J(\pi^{\text{ref}})) + (1 - \beta) \sum_{t=1}^T \left( J(\bar{\pi}) - \min_{\pi \in \Pi} \mathbb{E}_{s \sim d_{\bar{\pi}}^t} [Q^{\bar{\pi}}(s, \pi)] \right) \\ &\leq \frac{1}{N} \sum_{i=1}^N \sum_{t=1}^T \mathbb{E}_{s \sim d_{\hat{\pi}_i}^t} \left[ \beta (Q^{\pi^{\text{ref}}}(s, \hat{\pi}_i) - Q^{\pi^{\text{ref}}}(s, \pi^{\text{ref}})) + (1 - \beta) (Q^{\hat{\pi}_i}(s, \hat{\pi}_i) - \min_a Q^{\hat{\pi}_i}(s, a)) \right] \\ &= \frac{1}{N} \sum_{i=1}^N \sum_{t=1}^T \mathbb{E}_{s \sim d_{\hat{\pi}_i}^t} \left[ Q^{\pi^{\text{out}}}(s, \hat{\pi}_i) - \beta Q^{\pi^{\text{ref}}}(s, \pi^{\text{ref}}) - (1 - \beta) \min_a Q^{\hat{\pi}_i}(s, a) \right] \\ &\leq \frac{1}{N} \sum_{i=1}^N \sum_{t=1}^T \mathbb{E}_{s \sim d_{\hat{\pi}_i}^t} \left[ Q^{\pi^{\text{out}}}(s, \hat{\pi}_i) - \beta \min_a Q^{\pi^{\text{ref}}}(s, a) - (1 - \beta) \min_a Q^{\hat{\pi}_i}(s, a) \right] \end{aligned}$$

### A.2. Proof of Corollary 1

The proof is fairly straightforward from definitions. By definition of no-regret, it is immediate that the gap

$$\sum_{i=1}^N \sum_{t=1}^T \mathbb{E} [c_{i,t}(\hat{\pi}_i(s_t)) - c_{i,t}(\pi(s_t))] = o(NT), \quad (8)$$

for all policies  $\pi \in \Pi$ , where we recall that  $c_{i,t}$  is the cost-vector over the actions on round  $i$  when we do roll-outs from the  $t_{th}$  decision point. Let  $\mathbb{E}_i$  denote the conditional expectation on round  $i$ , conditioned on the previous rounds in Algorithm 1. Then it is easily seen that

$$\mathbb{E}_i[c_{i,t}(a)] = \mathbb{E}_i \left[ \ell(e_{i,t}(a)) - \min_{a'} \ell(e_{i,t}(a')) \right],$$

with  $e_{i,t}$  being the end-state reached on completing the roll-out with the policy  $\pi_i^{\text{out}}$  on round  $i$ , when action  $a$  was taken on the decision point  $t$ . Recalling that we rolled in following the trajectory of  $\pi_i^{\text{in}}$ , this expectation further simplifies to

$$\mathbb{E}_i[c_{i,t}(a)] = \mathbb{E}_{s \sim d_{\pi_i}^t} [Q^{\pi_i^{\text{out}}}(s, a)] - \mathbb{E}_i \left[ \min_{a'} \ell(e_{i,t}(a')) \right].$$

Now taking expectations in Equation 8 and combining with the above observation, we obtain that for any policy  $\pi \in \Pi$ ,

$$\begin{aligned} & \sum_{i=1}^N \sum_{t=1}^T \mathbb{E} [c_{i,t}(\hat{\pi}_i(s_t)) - c_{i,t}(\pi(s_t))] \\ &= \sum_{i=1}^N \sum_{t=1}^T \mathbb{E}_{s \sim d_{\pi_i}^t} [Q^{\pi_i^{\text{out}}}(s, \hat{\pi}_i(s)) - Q^{\pi_i^{\text{out}}}(s, \pi(s))] = o(NT). \end{aligned}$$

Taking the best policy  $\pi \in \Pi$  and dividing through by  $NT$  completes the proof.

### A.3. Proof sketch of theorem 5

(Sketch only) We decompose the analysis over exploration and exploitation rounds. For the exploration rounds, we bound the regret by its maximum possible value of 1. To control the regret on the exploitation rounds, we focus on the updates performed during exploration.

The cost vector  $\hat{c}(a)$  used at an exploration round  $i$  satisfies

$$\begin{aligned} \mathbb{E}_i[\hat{c}(a)] &= \mathbb{E}_i [K \ell(e(a_t)) \mathbf{1}[a = a_t]] \\ &= \mathbb{E}_{t \sim U(0:T-1), s \sim d_{\pi_{n_i}}^t} [Q^{\pi_i^{\text{out}}}(s, a)], \end{aligned}$$

Corollary 1. Since the cost vector is identical in expectation as that used in Algorithm 1, the proof of theorem 3, which only depends on expectations, can be reused to prove a result similar to theorem 3 for the exploration rounds. That is, letting  $\bar{\pi}_i$  to be the averaged policy over all the policies in  $\mathcal{I}$  at exploration round  $i$ , we have the bound

$$\begin{aligned} & \beta(J(\bar{\pi}_i) - J(\pi^{\text{ref}})) + (1 - \beta) \sum_{t=1}^T (J(\bar{\pi}) - \min_{\pi \in \Pi} \mathbb{E}_{s \sim d_{\bar{\pi}}^t} [Q^{\bar{\pi}}(s, \pi)]) \\ & \leq T \delta_i, \end{aligned}$$

where  $\delta_i$  is as defined in Equation 3.

On the exploitation rounds, we can now invoke this guarantee. Recalling that we have  $n_i$  exploration rounds until round  $i$ , the expected regret at an exploitation round  $i$  is at most  $\delta_{n_i}$ . Thus the overall regret of the algorithm is at most

$$\text{Regret} \leq \epsilon + \frac{1}{N} \sum_{i=1}^N \delta_{n_i},$$

which completes the proof.



#### A.4. Proof of corollary 2

We start by substituting Equation 5 in the regret bound of Theorem 5. This yields

$$\text{Regret} \leq \epsilon + \frac{T}{N} \delta_{\text{class}} + \frac{cKT}{N} \sum_{i=1}^N \sqrt{\frac{\log |\Pi|}{n_i}}.$$

We would like to further replace  $n_i$  with its expectation which is  $\epsilon i$ . However, this does not yield a valid upper bound directly. Instead, we apply a Chernoff bound to the quantity  $n_i$ , which is a sum of  $i$  i.i.d. Bernoulli random variables with mean  $\epsilon$ . Consequently, we have

$$\mathbb{P}(n_i \leq (1 - \gamma)\epsilon i) \leq \exp\left(-\frac{\gamma^2 \epsilon i}{2}\right) \leq \exp(-\epsilon i/8),$$

for  $\gamma = 1/2$ . Let  $i_0 = 16 \log N / \epsilon + 1$ . Then we can sum the failure probabilities above for all  $i \geq i_0$  and obtain

$$\begin{aligned} \sum_{i=i_0}^N \mathbb{P}(n_i \leq \epsilon i/2) &\leq \sum_{i=i_0}^N \exp(-\epsilon i/8) \leq \sum_{i=i_0}^{\infty} \exp(-\epsilon i/8) \\ &\leq \frac{\exp(-\epsilon i_0/8)}{1 - \exp(-\epsilon/8)} \\ &= \frac{\exp(-2 \log N)}{\exp(\epsilon/8) - 1} \leq \frac{8}{N^2 \epsilon}, \end{aligned}$$

where the last inequality uses  $1 + x \leq \exp(x)$ . Consequently, we can now allow a regret of 1 on the first  $i_0$  rounds, and control the regret on the remaining rounds using  $n_i \leq \epsilon i/2$ . Doing so, we see that with probability at least  $1 - 2/(N^2 \epsilon)$

$$\begin{aligned} \text{Regret} &\leq \epsilon + \frac{i_0}{N} + \frac{T}{N} \delta_{\text{class}} + \frac{cKT}{N} \sum_{i=1}^N \sqrt{\frac{2 \log |\Pi|}{\epsilon i}} \\ &\leq \epsilon + \frac{16 \log N + \epsilon}{N \epsilon} + \frac{T}{N} \delta_{\text{class}} + \frac{8cKT \log |\Pi|}{\epsilon N} \end{aligned}$$

Choosing  $\epsilon = (KT)^{2/3}(\log(N|\Pi|)/N)^{1/3}$  completes the proof.