

pQCD approach to Charmonium regeneration in QGP at the LHC

S. Ganesh* and M. Mishra

Department of Physics, Birla Institute of Technology and Science, Pilani - 333031, INDIA

We analyze the applicability of perturbative QCD (pQCD) approach to the issue of J/ψ recombination at the Large Hadron Collider (LHC), and calculate the recombination cross section for $c\bar{c}$ recombination to form J/ψ as a function of temperature. The charmonium wavefunction is obtained by employing a temperature dependent phenomenological potential between the $c\bar{c}$ pair. The temperature dependent formation time of charmonium is also employed in the current work. A set of coupled rate equations is established which incorporates color screening, gluonic dissociation, collisional damping and recombination of uncorrelated $c\bar{c}$ pair in the quark-gluon plasma (QGP) medium. The final J/ψ suppression, thus determined as a function of centrality is compared with the ALICE experimental data at both mid and forward rapidity and CMS experimental data at mid rapidity obtained from the Large Hadron Collider (LHC) at center of mass energy $\sqrt{s_{NN}} = 2.76$ TeV.

Keywords : Color screening, Recombination, Gluonic dissociation, Collisional damping, Survival probability, pQCD

PACS numbers : 12.38.Mh, 12.38.Gc, 25.75.Nq, 24.10.Pa

I. INTRODUCTION

Charmonium and bottomonium (quarkonium) have been considered as important signatures to study the formation and properties of the quark gluon plasma (QGP). Various experimental [1–7] and theoretical work [8–17] have been carried out to study the charmonium and bottomonium suppression. These signatures are similar in many respects, but differ mainly in the aspect of secondary charmonium/bottomonium formation i.e. recombination. Due to the heavy rest mass of the bottom quark, very little bottom quark and anti-quarks are formed even at the LHC energies. On the contrary, a relatively much larger number of charm quarks and anti-quarks are produced at the same energy, which can recombine to form charmonium even at the later stages of the QGP. There have been quite a few attempts for modeling the recombination phenomena to determine the effective quarkonium suppression.

In Ref. [18], the authors have used statistical hadronization to capture the J/ψ recombination, while in [19, 20], transport models have been uti-

lized. In the approach adopted in Ref. [21], recombination cross section has been derived from the dissociation cross section using detailed balance approach. In this work, we look at the applicability of pQCD to calculate the recombination cross section. While recombination is a non-perturbative process, we provide arguments and simulation results that show that pQCD can be a fair approximation at the LHC energies. We also model the temperature dependence of the recombination cross section.

We model the recombination mechanism as a pair of uncorrelated charm quark and anti quark colliding to produce a gluon and a J/ψ . The Feynman diagrams corresponding to this mechanism are given in Appendix A. To validate the applicability of pQCD, we investigate the momentum transfer in the collision in the $c\bar{c}$ center of mass frame of reference. In the diagrams 1 to 5, it can be seen that the uncorrelated c and \bar{c} pair annihilate to form a virtual gluon, which then creates a correlated $c\bar{c}$ pair and eventually forms a J/ψ . The minimum energy of the incoming $c\bar{c}$ pair has to be equal to the J/ψ rest mass = 3.1 GeV. In the center of mass frame, the net input momentum is 0, which implies that the virtuality of the gluon propagator needs to be $\geq J/\psi$ rest mass (3.1 GeV). This is within the realm of pQCD. In the diagrams 6 to 10, there is no annihilation of incoming $c\bar{c}$ pair, but there is a

*Corresponding author:

Email: gans.phy@gmail.com

momentum transfer via the virtual gluon. The momentum of the bound quark and anti-quark in J/ψ and the momentum of the outgoing gluon is transferred via the gluon propagator. From the solution of the Schrödinger equation, it can be seen that the standard deviation of the momentum spread of the bound charm quark and anti-quark is about 0.5 GeV and this helps in reducing the error due to pQCD even if the emitted gluon is not very hard. The distribution of the momentum of the outgoing gluon plays a significant role in determining the error due to pQCD.

Given the large p_T range of many (though not all) of the outgoing J/ψ at the LHC, many of the gluons are likely to be hard gluons. The accuracy of pQCD calculations would depend upon the percentage of hard gluons emitted. In the initial hard production, the correlated c and \bar{c} are generated from the colliding nucleons, with the collision axis being along the beam axis. However, in the case of the formation of secondary J/ψ produced from recombination of the uncorrelated charm quark, and anti quark, the collision axis need not be directed along beam axis. Consequently, the p_T of the emerging J/ψ need not necessarily determine the hardness of the process. For instance, a pair of particles moving almost in parallel may undergo a soft collision, and could be Lorentz boosted due to their perpendicular (to the collision axis) momentum, resulting in a large p_T . But, since the collision axis and the J/ψ emission can be directed in any random direction, the effect of Lorentz boost can be in either direction i.e., to either increase or decrease p_T . Hence, though the p_T of the outgoing J/ψ (gluon) in the lab. frame is not an exact measure of hardness, it can act as a probabilistic estimate for the momentum range of J/ψ (gluon) in center of mass frame and thus can be an approximate measure of the hardness of the gluon emitted. In other words, a large momentum range in the lab. frame is likely to result in a large momentum in the center of mass frame. For Pb–Pb collision, at the ALICE mid rapidity, the p_T range is $0 < p_T < 8$ GeV, while at the ALICE forward rapidity, the p_T range is $p_T > 0$. At the CMS mid rapidity, p_T range is $6.5 < p_T < 30$ GeV. At forward rapidity, the longitudinal component of the momentum is significant, and can significantly increase the total magnitude of J/ψ momentum compared to ALICE mid rapidity. We describe this more quantitatively in the latter part of the introduction. In

the light of the foregoing discussion, the applicability of pQCD may increase in the order:

ALICE(mid-rapidity) < ALICE(forward rapidity) < CMS(mid-rapidity,).

In fact, from our simulation results, shown in section IV, it can be seen that the experimental J/ψ suppression data is reproduced to a much better extent for ALICE forward rapidity and CMS mid rapidity than at ALICE mid rapidity.

The last vertex that needs to be explored is the outgoing gluon. The outgoing gluon can be a soft gluon, but as argued above, if the number of hard gluons are large, the discrepancy due to application of pQCD can be small. Secondly, in Appendix B, we show that the amplitude due to the soft gluon can partially cancel between the various pairs of diagrams (Eg., between diagram 6 and 7 or 2 and 3 etc.). If the soft gluon is perpendicular or parallel to the collision axis, then it exactly cancels, and for other inclinations, it cancels partially to varying degrees. This, we expect, would soften the divergence of the Fermion propagator, and reduce the error due to divergence of the Fermion propagator in the pQCD calculations. To further validate all the above arguments for the approximate validity of pQCD, we did numerical simulation in which the amplitudes with gluon virtuality < 1 GeV or outgoing gluon momentum < 1 GeV were zeroed out. The resulting recombination rate is indicated by the dashed line in Fig. 2. Comparing the difference between the solid and the corresponding dashed curves, the recombination decreases by a maximum of about 9% at ALICE mid rapidity and by a much smaller extent at ALICE forward rapidity. The difference is indicative of the number of soft gluons present. This corroborates with the above arguments on the gluons being mostly hard. To summarize, while an exact treatment of J/ψ recombination would require a non-perturbative analysis, the arguments and simulation results indicate sufficient grounds to believe that pQCD provides a fair approximation of the recombination mechanism at LHC energy.

At ALICE forward rapidity, in order to estimate the longitudinal component, we analyze the total momentum for $p_T \geq 0.35$ GeV. At $p_T = 0.35$ GeV, the longitudinal momentum $p_l \geq 2.15$ GeV for the rapidity range $2.5 < y < 4.0$. The total J/ψ momentum becomes around 2.2 GeV, corresponding to energy = 3.8 GeV. The number of J/ψ particles less

than $p_T < 0.35$ GeV may be small. As a supporting evidence, from Ref. [22], the J/ψ production peaks at around $p_T = 1.8$ GeV at forward rapidity $\sqrt{s_{NN}} = 7$ TeV. Assuming the distribution to be similar for $Pb - Pb$ collision at $\sqrt{s_{NN}} = 2.76$ TeV, only a small number of J/ψ particles will lie in the range $p_T < 0.35$ GeV. Additionally, there would be J/ψ particles with $p_T < 0.35$ GeV, but still with total momentum greater than 2.2 GeV. With the charm quark distribution (solid line) in Fig. 1, an estimate of the number of J/ψ particles with total momentum ≥ 2.2 GeV is 99%. Hence, for ALICE forward rapidity, we take 2.2 GeV as the lower momentum cut off.

In Ref. [21], the recombination cross section has been derived from the dissociation cross section [23] using detailed balance approach. The dissociation cross section developed in [23] is an extension over [24] by including confining string contribution using NRQCD. However, this formulation has been developed for soft gluons. One would thus expect it to be accurate for gluon momentum up to ≈ 1.0 GeV or 1.5 GeV. As a result, the resulting recombination cross section would only be a rough approximation when applied to hard processes, especially at the ALICE forward rapidity ($p \geq 2.2$ GeV) and CMS mid rapidity ($p_T \geq 6.5$ GeV). The current pQCD formulation may be a better approximation at both ALICE forward rapidity and CMS mid rapidity. Even at ALICE mid-rapidity sufficient number of gluons would be expected to have $p_T \geq 1.5$ GeV. A comparison is drawn with the results of [21] at the CMS mid rapidity in section IV. The second main difference from the model presented in [21] is the application of temperature dependent formation time which is described later in section III B.

We use the pQCD calculations to determine the temperature dependent recombination time constant, $\Gamma_{recomb}(T)$ which is based on the temperature dependent cross section σ_{recomb}^T for $c\bar{c} \rightarrow J/\psi$ process at various energies of the $c\bar{c}$ pair. The charmonium wavefunction used in the calculation of σ_{recomb}^T is determined by solving Schrödinger wave equation with a temperature dependent Debye color screened phenomenological potential. As mentioned earlier, we mainly consider the process of a quark and anti-quark annihilation to form J/ψ and a gluon in the final state, which is an α^3 process. In the α^2 process, where there is no final state gluon, the $c\bar{c} \rightarrow J/\psi$ reaction would involve only a very limited phase

space domain, in which the sum of energy of incoming $c\bar{c}$ pair needs to be exactly equal to the J/ψ rest mass in the $c\bar{c}$ center of mass frame of reference. Due to this extremely limited phase space domain, it plays an insignificant role in the recombination process. The other α^3 processes involving gluon, quark and anti-quark in the initial state have similar limited phase space restrictions. Moreover, they involve three body collision and these processes are ignored. The J/ψ dissociating into a $c\bar{c}$ pair, and $c\bar{c}$ recombining to produce J/ψ form a system of coupled rate equations, with each feeding into the other. In this work, we model this phenomenon by a system of coupled rate equations.

Furthermore, J/ψ and $c\bar{c}$ would be formed from the interaction of light quarks and gluons in the medium. The pQCD framework developed here has used a relativistic modeling of the initial $c\bar{c}$ pair, and hence can be utilized to calculate the temperature dependent cross section for the lighter quarks to form J/ψ . In section II (D), we analyze the impact of the light quarks. Additionally, some of the $c\bar{c}$ would also decay back to the lighter quarks and gluons. We ignore this decay process in the current work. It is to be noted that the process involving the lighter quarks, would not be part of the feedback mechanism happening between J/ψ and $c\bar{c}$, and hence, they would have a much lesser impact to the overall suppression or enhancement (via recombination) as compared to the $c\bar{c} \leftrightarrow J/\psi$ process. We also ignore the running of the coupling constant, and instead use a fixed value of the coupling constant.

It is found that the charmonium suppression in the QGP is not the consequence of a single mechanism, but is a complex interplay of multiple mechanisms like color screening, gluonic dissociation, collisional damping and recombination. We develop a framework of rate equations, which incorporates all the above mechanisms. Color screening is based on quasi-particle model (QPM) equation of state (EOS) of the QGP described in [25]. The QGP is expanding under Bjorken's scaling law, applicable mainly at mid rapidity. Due to the modification of the formation time by temperature [26], we show that the color screening becomes very small. Hence, we ignore color screening to compute suppression at forward rapidity. This could lead to a little under suppression in peripheral collisions. The process of gluonic dissociation and collisional

damping is based on the formulation developed by Wolschin [23]. At the LHC energies, absorption is expected to be negligible, since the $c\bar{c}$ pair would behave almost as a color singlet while traversing through the nucleus and hence have negligible interaction with the nucleus. The p_t broadening due to Cronin effect is inconsequential while explaining the p_t integrated suppression at the mid rapidity for various centrality bins. That is why, we incorporate only shadowing based on the work done by Vogt [27] as a CNM effect in our present calculation. In fact, in Ref. [27], the shadowing for Pb–Pb collisions at LHC energy $\sqrt{s_{NN}} = 5.5$ TeV was determined. We use the same framework to calculate shadowing at $\sqrt{s_{NN}} = 2.76$ TeV energy. Our results for J/ψ suppression versus N_{part} are compared with the experimental data in the forward and mid rapidity region obtained from the ALICE [4, 5] and mid rapidity data from CMS [6] experiments at LHC energy $\sqrt{s_{NN}} = 2.76$ TeV. We find that our predictions show a reasonably good agreement with the suppression data, particularly at ALICE forward rapidity and CMS mid rapidity.

The organization of the rest of the paper is as follows. Section II introduces the system of coupled rate equations, and describes the pQCD calculation of the temperature dependent recombination cross section. Section III briefly describes the mechanism of color screening, gluonic dissociation, collisional damping and CNM effects. The last part of section III, describes the inclusion of all these mechanisms in the rate equations. The section IV gives the results and discussions and finally conclusion is given in section V.

II. RATE EQUATIONS AND THE RECOMBINATION CROSS SECTION

A. The coupled rate equations

Once the charmonium bound state is formed after the formation time, we assume that there are two reversible processes which are in play. The first one is the dissociation of charmonium into its constituent charm and anti-charm quark. The second is the recombination of the charm and anti-charm quark to again form charmonium. For a QGP with instantaneous volume $V(t)$, we model these two pro-

cesses using the following set of rate equations:

$$\begin{aligned} \frac{dN_{J/\psi}}{dt} &= -\Gamma_{diss}(T)N_{J/\psi}(t) + \Gamma_{recomb}(T)\frac{N_c(t)N_{\bar{c}}(t)}{V(t)} \\ \frac{dN_c}{dt} &= \Gamma_{diss}(T)N_{J/\psi}(t) - \Gamma_{recomb}(T)\frac{N_c(t)N_{\bar{c}}(t)}{V(t)}, \end{aligned} \quad (1)$$

where Γ_{diss} and Γ_{recomb} are J/ψ dissociation and $c\bar{c}$ recombination rate, respectively. The above equations are solved numerically. The initial conditions are given by $N_{J/\psi}(0)$, $N_c(0)$ and $N_{\bar{c}}(0)$ after including shadowing. $N_c(0)$ and $N_{\bar{c}}(0)$ are determined from [28] and taken as 75 based on the MRST HO structure function of nucleon for the most central collision. The ratio of $N_{J/\psi}^{pp}$ to N_c^{pp} is determined from the experimental data [6, 29]. The value of N_c^{pp} and $N_{\bar{c}}^{pp}$ is obtained from the open charm D meson data from LHC [29] and extrapolated till $p_t = 30$ GeV using the techniques mentioned in [30, 31]. The open charm D meson distribution is then scaled along the momentum axis according to the momentum fraction of the charm quark present in the D meson to obtain the charm quark momentum distribution. The resultant normalized charm distribution is shown in Fig. 1 (solid line). The extrapolated value of N_c , after adjusting for the difference in luminosity for $N_{J/\psi}^{pp}$ and N_c^{pp} data, is then used to determine the ratio $\frac{N_{J/\psi}^{pp}}{N_c^{pp}}$. This ratio is then used to obtain $N_{J/\psi}(0)$ from $N_c(0)$. The obtained values of $N_c(0)$ and $N_{J/\psi}(0)$ are then scaled for various centrality bins according to T_{AA} and shadowing to arrive at the initial conditions for the rate equations. Modeling of the shadowing is described in the section on CNM effects.

In view of the fact that the initial number of J/ψ is negligible, the coupled rate equations can be simplified leading to an analytical solution as outlined in [21]. The difference between the numerical solution of the coupled rate equation and the analytical solution of the simplified equations is small. In this work, we have used the coupled rate equations for its more generic and allows the analysis of other effects, for example, the effect of light quarks in section IID. It also helps in more accurately analyzing the discrepancy in J/ψ yield due to uncertainty in the initial conditions as discussed in Section IV.

The value of recombination time constant (recombination reactivity) is given by $\Gamma_{recomb}(T) = \int dp_1 dp_2 f_c(p_1) f_{\bar{c}}(p_2) \sigma_{recomb}(p_1, p_2) v_{rel}$, where v_{rel}

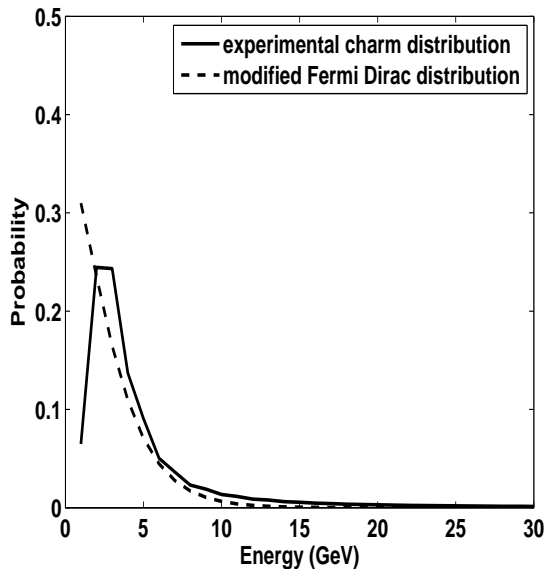


FIG. 1: Normalized Distribution of charm quark

is the relative velocity between c and \bar{c} in the laboratory frame. $f_c(p_1)$ and $f_{\bar{c}}(p_2)$ are distribution function of c and \bar{c} with four momenta p_1 and p_2 , respectively. σ_{recomb}^T is computed using pQCD calculations. The suppression or enhancement modeled by the rate equations is defined by

$$S_{dr} = \frac{N_{J/\psi}(t_{QGP})}{N_{J/\psi}(t_0)}, \quad (2)$$

where t_{QGP} is the lifetime of QGP ($= 5$ fm) at the LHC energy, and t_0 is some initial time, which is taken to be the thermalization time $= 0.5$ fm.

B. pQCD calculation of σ_{recomb}

We use pQCD to compute the cross section of charm quark and anti-charm quark to form a final state gluon and J/ψ . In Ref. [32], Feynman diagrams for $Q\bar{Q}$ scattering to order α^2 , and for $Q\bar{Q}$ annihilation (production) to (from) light quarks and gluons are given. Since recombination involves production of J/ψ from uncorrelated $c\bar{c}$ pair (instead of light quarks and gluons), the Feynman diagrams in [32] need to be modified. The Feynman diagrams corresponding to the recombination process are given in the Appendix A. We treat the J/ψ bound state as a linear superposition of definite momentum eigenstates of a free particle. The contribution of each momentum eigenstate is given by the

wavefunction $\psi_T(k, k')$. The charmonium bound state is modeled non-relativistically (a solution of a Schrödinger equation) [21, 33], with the charm quark and anti-charm quark assumed to have very small momentum spread. From our solution to the Schrödinger equation at the minimum QGP temperature of 170 MeV, i.e. before hadronization, the J/ψ wavefunction is seen to have a one standard deviation spread of 0.5 GeV (approx.). At higher temperatures, the wavefunction expands spatially leading to a decrease in the momentum spread.

The four momentum conserving delta function $\delta^4(p_1 + p_2 - k_g - k - k')$ would then imply that the momentum spread of bound state charm quarks and anti-charm quarks needs to be compensated by the momentum spread of input quarks and outgoing gluon. The incoming quarks and anti-quarks may naturally acquire a momenta spread due to confinement in QGP medium. The remaining needs to be compensated by the gluon, which may make the gluon go off shell by a small amount (< 0.5 GeV). As an approximation, we ignore the effect of the momentum spread of the incoming charm quarks, anti-charm quarks and the outgoing gluon and place the gluon fully on shell. This could however be a source of error for soft gluons emitted particularly at ALICE mid rapidity.

With the above approximation of the input quark being in a definite momentum eigenstate and the gluon being on shell, the probability amplitude for the various Feynman diagrams (given in Appendix A) is given by

1. $M_1 = \left(\bar{v}(p_2) i g \gamma_\nu t^a u(p_1) \right) \left(\frac{-i}{k_1^2} g f^{abc} \right) \left[g^{\nu\mu} (k_1 + k_g)^\sigma + g^{\mu\sigma} (-k_g - k_2)^\nu + g^{\sigma\nu} (k_2 - k_1)^\mu \right] \frac{-i}{k_2^2} \epsilon_\mu^b(k_g) \left(\int \bar{u}(k) (i g \gamma_\sigma t^c) v(k') \psi_T(k, k') dk \right)$
2. $M_2 = \left(\bar{v}(p_2) (i g \gamma_\nu t^a) \frac{i}{k_1 - m} (i g \gamma_\mu t^b) \epsilon^{\mu,b}(k_g) u(p_1) \right) \left(\frac{-i g^{\nu\sigma}}{k_2^2} \right) \left(\int \bar{u}(k) (i g \gamma_\sigma t^a) v(k') \psi_T(k, k') dk \right)$
3. $M_3 = \left(\bar{v}(p_2) (i g \gamma_\mu t^b) \epsilon^{\mu,b}(k_g) \frac{i}{k_1 - m} (i g \gamma_\nu t^a) u(p_1) \right) \left(\frac{-i g^{\nu\sigma}}{k_2^2} \right) \left(\int \bar{u}(k) (i g \gamma_\sigma t^a) v(k') \psi_T(k, k') dk \right)$
4. $M_4 = \left(\bar{v}(p_2) (i g \gamma_\nu t^a) u(p_1) \right) \left(\frac{-i g^{\nu\sigma}}{k_2^2} \right)$

$$\left(\int \bar{u}(k)(ig\gamma_\mu t^b) \frac{i}{\not{k}_1 - m} (ig\gamma_\sigma t^a) v(k') \right. \\ \left. \psi_T(k, k') dk \right) \epsilon^{\mu,b}(k_g)$$

$$5. M_5 = \left(\bar{v}(p_2)(ig\gamma_\nu t^a) u(p_1) \right) \left(\frac{-ig^{\nu\sigma}}{k_2^2} \right) \\ \left(\int \bar{u}(k)(ig\gamma_\sigma t^a) \frac{i}{\not{k}_1 - m} (ig\gamma_\mu t^b) v(k') \right. \\ \left. \psi_T(k, k') dk \right) \epsilon^{\mu,b}(k_g)$$

$$6. M_6 = \int \left(\left(\bar{v}(p_2)(ig\gamma_\nu t^a) v(k') \right) \left(\frac{-ig^{\nu\sigma}}{k_2^2} \right) \right) \\ \left(\bar{u}(k)(ig\gamma_\sigma t^a) \frac{i}{\not{k}_1 - m} (ig\gamma_\mu t^b) u(p_1) \right) \\ \psi_T(k, k') dk \epsilon^{\mu,b}(k_g)$$

$$7. M_7 = \int \left(\bar{v}(p_2)(ig\gamma_\mu t^b) \frac{i}{\not{k}_1 - m} (ig\gamma_\nu t^a) v(k') \right) \\ \left(\frac{-ig^{\nu\sigma}}{k_2^2} \right) \left(\bar{u}(k)(ig\gamma_\sigma t^a) u(p_1) \psi_T(k, k') \right) dk \epsilon^{\mu,b}(k_g)$$

$$8. M_8 = \int \left(\bar{v}(p_2)(ig\gamma_\nu t^a) v(k') \left(\frac{-ig^{\nu\sigma}}{k_2^2} \right) \right) \\ \left(\bar{u}(k)(ig\gamma_\mu t^b) \frac{i}{\not{k}_1 - m} (ig\gamma_\sigma t^a) u(p_1) \right) \\ \psi_T(k, k') dk \epsilon^{\mu,b}(k_g)$$

$$9. M_9 = \int \left(\left(\bar{v}(p_2)(ig\gamma_\nu t^a) \frac{i}{\not{k}_1 - m} (ig\gamma_\mu t^b) v(k') \right) \right. \\ \left. \left(\frac{-ig^{\nu\sigma}}{k_2^2} \right) \left(\bar{u}(k)(ig\gamma_\sigma t^a) u(p_1) \psi_T(k, k') \right) \right) dk \\ \epsilon^{\mu,b}(k_g)$$

$$10. M_{10} = \int \left(\left(\bar{v}(p_2)(ig\gamma_\nu t^a) v(k') g f^{bac} \right) \right. \\ \left. \left[g^{\mu\nu} (-k_g - k_2)^\sigma + g^{\nu\sigma} (k_2 - k_1)^\mu + g^{\sigma\mu} (k_1 + k_g)^\nu \right] \right. \\ \left. \left(\frac{1}{k_2^2 \cdot k_1^2} \right) \left(\bar{u}(k)(ig\gamma_\sigma t^a) u(p_1) \psi_T(k, k') \right) \right) dk \epsilon^{\mu,b}(k_g)$$

is not possible. The above amplitudes are evaluated explicitly. The averaged M^2 is then obtained as $\frac{1}{4 \times 9} \Sigma_{all \ spins} [(\Sigma_{i=1}^{10} M_i^*) (\Sigma_{i=1}^{10} M_i)]$. The factor $\frac{1}{4 \times 9}$ comes from averaging over the spins and colors of the incoming charm quark and anti-charm quark. In order to avoid the ghost terms, only the transverse component of the gluon polarization term $\epsilon^{\mu,b}$ is used.

The charmonium wavefunction $\psi_T(k, k')$ at temperature T is obtained by solving the Schrödinger equation with a phenomenological potential using the real part of the potential given in Eq. 4. m_c is the mass of charm quark, while u and v are the respective spinors of c and \bar{c} quarks, respectively. The value of charm quark mass, m_c , used in the pQCD calculations as well as in other calculations (e.g., potential model computations) in this paper is 1.275 GeV. We note that $k = (\sqrt{|\vec{k}|^2 + m_c^2}, \vec{k})$

and $k' = (\sqrt{|\vec{k}|^2 + m_c^2}, -\vec{k})$ as 4-momentum of the charm and anti-charm quarks. The recombination cross section in the laboratory frame is then computed in the cylindrical coordinates.

$$\sigma(p_1, p_2) \cdot v_{rel} = \frac{1}{2\pi} \int_0^{2\pi} d\theta \int_0^{2\pi} d\beta \frac{1}{4\pi^2} \int \left[\frac{1}{\gamma} d\vec{k}_{g\parallel}^{com} \times \right. \\ \left. \frac{M^2(p_1, p_2, k_g, k, k_{J/\psi}) \Theta(k_{J/\psi}^l, k_{J/\psi}^h) \vec{k}_{g\perp}}{2E_1 2E_2 E_{J/\psi} E_g h^{lab}} \right] \quad (3)$$

$$\Theta(k_{J/\psi}^l, k_{J/\psi}^h) = \begin{cases} 1 & \text{if } k_{J/\psi}^l < |\vec{k}_{J/\psi}| < k_{J/\psi}^h \\ 0 & \text{otherwise.} \end{cases}$$

For ALICE suppression data at forward rapidity, we take $k_{J/\psi}^l$ to be 2.2 GeV and $k_{J/\psi}^h$ to be a very large number, while at ALICE mid rapidity, the values are 0 and 8 GeV. For the CMS suppression data, the values of $k_{J/\psi}^l$ and $k_{J/\psi}^h$ are 6.5 and 30 GeV, respectively. The cylindrical coordinates are chosen so that $\vec{k}_{g\parallel}^{com}$ is along the direction of velocity of the center-of-mass (\vec{v}^{com}) of the $c\bar{c}$ system. The angle β in the cylindrical coordinates is given by the angle of rotation around the \vec{v}^{com} axis, and $\gamma = \frac{1}{\sqrt{(1-|\vec{v}^{com}|^2)}}$. k_g , $k_{J/\psi}$, p_1 and p_2 are constrained by the 4-momentum conserving delta function $\delta^4(p_1 + p_2 - k_g - k_{J/\psi})$. In general, for all the quantities, we use the notation \vec{k} and \vec{p} to denote the spatial component of the 4-momentum k and p . h^{lab} is the outcome of integrating the energy conserving delta function $\delta(E_1 + E_2 - E_g - E_{J/\psi})$, and

Here g is the strong coupling constant. The wavefunction $\psi_T(k, k')$ is obtained numerically, and hence analytical evaluation of the above expressions

TABLE I: Temperature dependent values of Γ_{recomb}

Temperature (MeV)	$p_T < 8GeV$ (mb)	$p > 2.2GeV$ (mb)	$6.5 < p_T$ (mb)
0	0.0000	0.0000	0.0000
50	0.3624	0.0240	0.0000
100	0.5697	0.1275	0.0003
150	0.4823	0.1698	0.0017
200	0.3706	0.1649	0.0040
250	0.2378	0.1222	0.0052
300	0.1219	0.0692	0.0044
350	0.0389	0.0238	0.0020
368	0.0224	0.0140	0.0013

is given by

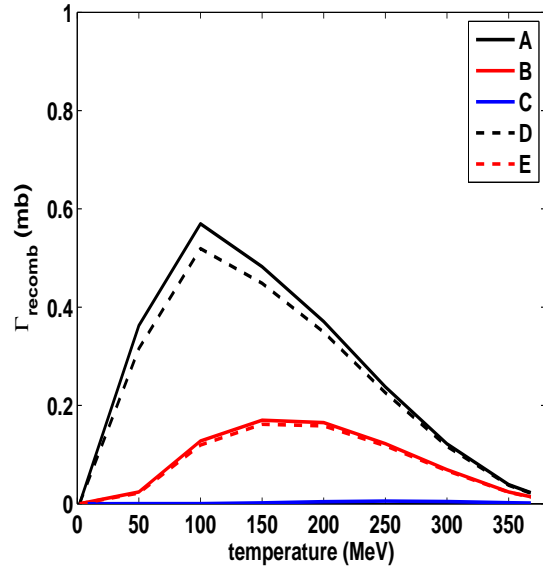
$$h^{lab} = 1 + \frac{E_g}{(\gamma E_{J/\psi}^{com} \cdot (1 + \vec{v}^{com})^2)} - \frac{\vec{v}^{com} \cos(\zeta)}{1 + \vec{v}^{com}}$$

ζ is the angle between $\vec{k}_{J/\psi}^{com}$ and \vec{v}^{com} and θ is the angle between c and \bar{c} 3-momenta in the laboratory frame. The superscript "com" refers to the input $c\bar{c}$ center-of-mass frame.

We take the value of $\alpha = \frac{g^2}{4\pi} = 0.31$. The value of Γ_{recomb} obtained as a function of temperature is shown in Fig. 2. The numerical values corresponding to Fig. 2 is given in Table I. The value of Γ_{recomb} at around 200 MeV (180 MeV to 200 MeV is about the lowest temperature of the QGP, and the recombination is likely to be highest at this temperature) is about 0.37 mb at ALICE mid rapidity, 0.16 mb at ALICE forward rapidity and 0.004 mb at CMS. The range 0.48 mb to 0.37 mb between the temperatures 150 MeV to 200 MeV, at ALICE mid rapidity is comparable with $\Gamma_{recomb} = 0.65$ mb used in [30], but on the lower side. The dashed lines indicate the value of Γ_{recomb} , when the amplitudes are zeroed out for gluon propagator virtuality or outgoing gluon momentum $< 1GeV$. The difference between the solid line and the corresponding dashed line is indicative of the number of soft gluons present.

Figure 3 shows the average value of $\sigma_{recomb} \cdot v_{rel}$ for the special case of $|p_1| = |p_2|$ at 200 MeV. Apart from the initial increase, the value of σ_{recomb} decreases with the center-of-mass energy. The σ_{recomb} for the ALICE mid rapidity is higher than the value for ALICE forward rapidity which is higher than the value for CMS mid rapidity.

The decreasing value with energy is consistent with the fact that recombination decreases with increasing energy, as can be seen from the experimen-

FIG. 2: Γ_{recomb} as a function of temperature.

The legend is:

- A = Γ_{recomb} @ ALICE mid rapidity;
 - B = Γ_{recomb} @ ALICE forward rapidity;
 - C = Γ_{recomb} @ CMS;
 - D = Γ_{recomb} @ ALICE mid rapidity, $\epsilon = 1 GeV$;
 - E = Γ_{recomb} @ ALICE forward rapidity, $\epsilon = 1 GeV$
- $\epsilon =$ momentum cut off for virtual gluon propagator and outgoing gluon.

tal data in Figs. 11, 12 and 13, where the observed recombination is highest at ALICE mid rapidity (lowest momentum range).

1. Factorizability

The formation of J/ψ from $c\bar{c}$ pair is a non-perturbative effect involving exchange of soft gluons and occurs over a long time scale. Referring to Eq. B17 in Appendix B, for soft outgoing gluons, the infrared cancellation is only partial. If \vec{p}_1 or \vec{p}_2 (the spatial components of p_1 and p_2 respectively) were zero, then the cancellation would have been exact. For the case of soft outgoing gluons, \vec{p}_1 or \vec{p}_2 is small but not zero. Hence, the cancellation of infrared divergence is partial. Consequently for soft gluons, factorization between the potential model based J/ψ wavefunction and $c\bar{c}$ scattering would lead to inaccuracy in the result. For very hard outgoing gluons, for the $c\bar{c}$ scattering sub-process, one can ignore the momentum spread of the J/ψ wavefunction which is much smaller in comparison to

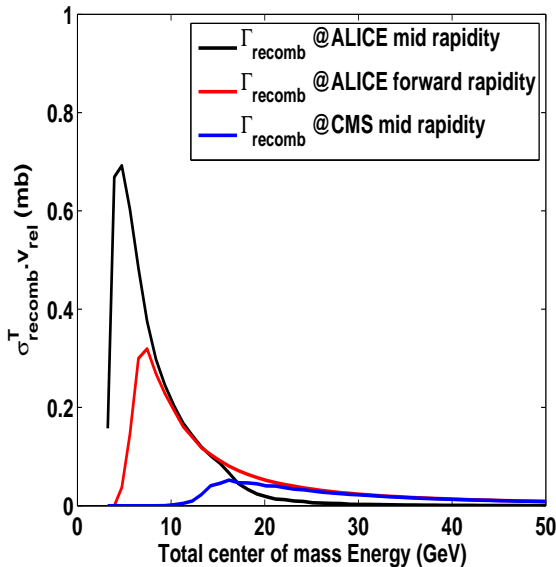


FIG. 3: Γ_{recomb} as a function of total energy of $c\bar{c}$ at 200 MeV

the gluon momentum (J/ψ momentum spread ≈ 0.5 GeV at temperature of 170 MeV). This means that the scattering of the c and \bar{c} occurs over a relatively short time scale. Hence, for very hard gluons, it is possible to factorize the potential model based J/ψ wavefunction and the hard $c\bar{c}$ scattering process. At least, to the order α^3 in the perturbation theory, it would then be possible to represent:

$\sigma(c\bar{c} \rightarrow J/\psi + g) \rightarrow \sigma(c\bar{c} \rightarrow c\bar{c} + g)\psi^2(0)$,
 where $\psi(0)$ is the value of the J/ψ wavefunction at 0 spatial separation and captures the long duration interactions. In the light of the above arguments, the validity of factorization of the recombination cross section would decrease in the order CMS mid rapidity ($p_T > 6.5$ GeV) > ALICE forward rapidity ($p > 2.2$ GeV) > ALICE mid rapidity ($p_T > 0$ GeV).

In this work, in order to maximize the accuracy at ALICE conditions, where the recombination is high, factorization is not employed to determine the recombination cross section.

C. Volume scaling computation

The volume scaling is based on the quasi-particle model (QPM) equation of state (EOS) of the QGP and the concept of constant entropy condition. The QPM EOS used for computing the volume scaling is described in [25].

In the QPM, the Reynolds number is given by $R^{-1} = (4.0\eta)/(3.0T_0\tau_0 s)$; where $\eta = \frac{s}{4\pi}$, entropy density $s = 16.41 \text{ GeV}^3$ and T_0 is the temperature at $\tau_0 = 0.5 \text{ fm}$. The volume is then given as:

$$V(\tau) = v_0(\tau_0/\tau)^{R^{-1}-1};$$

where v_0 is the initial volume at τ_0 , and is taken as $v_0 = \pi R_{Pb}^2 \tau_0$, with $R_{Pb} = 6.62 \text{ fm}$ from the Woods-Saxon distribution [34].

D. Lighter quarks and gluons

The lighter quarks and gluons would also form J/ψ and $c\bar{c}$. After including these processes, the rate equations get modified as

$$\begin{aligned} \frac{dN_{J/\psi}}{dt} &= -\Gamma_{diss}N_{J/\psi}(t) + \Gamma_{recomb}\frac{N_c(t)N_{\bar{c}}(t)}{V(t)} + \Lambda_{q,g \rightarrow J/\psi}, \\ \frac{dN_c}{dt} &= \Gamma_{diss}N_{J/\psi}(t) - \Gamma_{recomb}\frac{N_c(t)N_{\bar{c}}(t)}{V(t)} + \Lambda_{q,g \rightarrow c\bar{c}}, \end{aligned}$$

where

$$\Lambda_{q,g \rightarrow J/\psi} = \int dp_1 dp_2 \left[f_p(p_1) f_p(p_2) \times \sigma_{q,g \rightarrow J/\psi}^T(p_1, p_2) v_{rel}^{pp}(p_1, p_2) \right]$$

$$\Lambda_{q,g \rightarrow c\bar{c}} = \int dp_1 dp_2 \left[f_p(p_1) f_p(p_2) \times \sigma_{q,g \rightarrow c\bar{c}}^T(p_1, p_2) v_{rel}^{pp}(p_1, p_2) \right]$$

The light quarks and gluons are assumed to be thermalized and hence momentum distribution $f_p(p_1)$ and $f_p(p_2)$ are taken to be Fermi Dirac distribution $\frac{g_q}{\exp((E-\mu)/T)+1}$ for light quarks and anti-quarks and Bose Einstein $\frac{g_g}{\exp((E-\mu)/T)-1}$ for the gluons. The baryonic chemical potential μ is taken to be vanishingly small at the LHC. The value of degeneracy factor for light quarks (g_q) and for gluons (g_g) is taken as 6 and 16, respectively.

For the lighter quarks, only the first five of the ten Feynman diagrams are applicable. With the

first five diagrams, the value of $\sigma_{q,g \rightarrow J/\psi}^T(p_1, p_2)$ for the lighter quarks are not expected to be negligible when compared to that of $c\bar{c} \rightarrow J/\psi$ cross section.

However, with vanishing value of μ , it is seen that most of the quarks and gluons lie in the low energy region. The semi-log plot in Fig. 4 shows that at around 1.5 GeV, the particle density reduces to around 10^{-5} GeV^{-4} . This is not sufficient to form

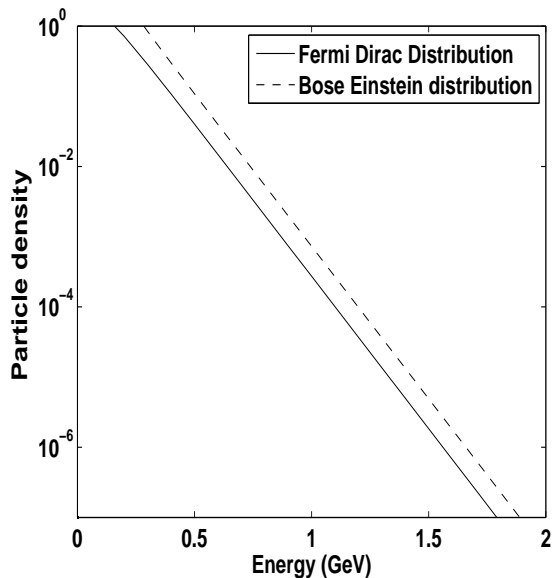


FIG. 4: Fermi Dirac and Bose Einstein distribution

either J/ψ or $c\bar{c}$ in any significant quantity, resulting in a negligible value for $\Lambda_{q,g \rightarrow J/\psi}$ and $\Lambda_{q,g \rightarrow c\bar{c}}$. In view of the above facts, with a Fermi-Dirac or Bose-Einstein distribution for a thermalized quarks and gluon, we neglect the contribution arising due to the light quarks and gluons to the rate equation.

III. GLUONIC-DISSOCIATION, COLLISIONAL DAMPING, CNM AND COLOR SCREENING

A. Gluonic-dissociation, Collisional damping and CNM effect

The modeling of Gluonic-dissociation, collisional damping are on the same lines as [21]. For ease of reference, we reproduce the quark, antiquark singlet

potential used in this work [23].

$$V(r, m_D) = \frac{\sigma_{string}}{m_D} (1 - e^{-m_D r}) - \alpha_{eff} \left(m_D + \frac{e^{-m_D r}}{r} \right) - i\alpha_{eff} T \int_0^\infty \frac{2z dz}{(1+z^2)^2} \left(1 - \frac{\sin(m_D r z)}{m_D r z} \right), \quad (4)$$

where m_D is the Debye mass given by $m_D = T \sqrt{4\pi\alpha_s^T \left(\frac{N_c}{3} + \frac{N_f}{6} \right)}$. $N_f = 3 =$ number of flavors; $\alpha_s^T = 0.49$; $\sigma_{string} = 0.192 \text{ GeV}^2$. $\alpha_{eff} = \frac{4\alpha}{3}$, where we have taken $\alpha = 0.22$. This value of alpha, along with $\alpha_s^T = 0.49$, gives the dissociation temperatures close to the values 381 MeV for J/ψ , 190 MeV for ψ' , and 197 MeV for χ_c [35].

The CNM effect is also on the same lines as [21]. The CNM formulation in the current work and in Ref. [21] is based on the work done by [27, 36]. The rapidity distribution for the computation of x_1 and x_2 is taken to be $|y| < 0.9$ for ALICE mid rapidity, $2.5 < |y| < 4$ for ALICE forward rapidity and $|y| < 2.4$ for CMS. The shadowing parametrization EPS09 [37] is used to obtain the shadowing function, and the The gluon distribution function in a proton has been estimated using CTEQ6 [38].

B. Color Screening

The color screening model in this work differs from [21] in terms of the use of temperature dependent formation time. The color screening model used in the present work and in Ref. [21] is based on pressure profile [35] in the transverse plane and cooling law for pressure based on QPM EOS [25, 33] for QGP. The cooling law for pressure is given by

$$p(\tau, r) = A + \frac{B}{\tau^q} + \frac{C}{\tau} + \frac{D}{\tau c_s^2}, \quad (5)$$

where $A = -c_1$, $B = c_2 c_s^2$, $C = \frac{4\eta q}{3(c_s^2 - 1)}$ and $D = c_3$. The constants c_1, c_2, c_3 are given by

- $c_1 = -c_2 \tau'^{-q} - \frac{4\eta}{3c_s^2 \tau'}$;
- $c_2 = \frac{\epsilon_0 - \frac{4\eta}{3c_s^2} \left(\frac{1}{\tau_0} - \frac{1}{\tau'} \right)}{\tau_0^{-q} - \tau'^{-q}}$;
- $c_3 = (p_0 + c_1) \tau_0^{c_s^2} - c_2 c_s^2 \tau_0^{-1} - \frac{4\eta}{3} \left(\frac{q}{c_s^2 - 1} \right) \tau_i^{(c_s^2 - 1)}$.

The above constants are determined by using different boundary conditions on pressure and energy density described in [25, 33].

Writing the above equations at initial time $\tau = \tau_0$ and screening time $\tau = \tau_s$ and combining with the pressure profile [25], we get the following two equations:

$$p(\tau_0, r) = A + \frac{B}{\tau_0^q} + \frac{C}{\tau_0} + \frac{D}{\tau_0^{c_s^2}} = p(\tau_0, 0) h(r); \quad (6)$$

$$p(\tau_s, r) = A + \frac{B}{\tau_s^q} + \frac{C}{\tau_s} + \frac{D}{\tau_s^{c_s^2}} = p_{QGP}, \quad (7)$$

where p_{QGP} is the pressure of QGP inside the screening region required to dissociate a particular charmonium state and it is determined by QPM EOS for QGP medium. The above equations are solved numerically and the screening time t_s is equated with the charmonium formation time $t_f = \gamma\tau_f(T)$ to determine radius of screening region r_s [25, 26, 33]. γ is the Lorentz factor corresponding to the transverse energy of J/ψ . The temperature dependent formation time $t_f(T)$ is determined using the simulation of time independent Schrödinger equation as [26]

$$\tau_f(T_1) = \tau_f(T_0) \frac{E_{bind}(T_0)}{E_{bind}(T_1)}. \quad (8)$$

Figure 5 depicts the formation time for J/ψ obtained from both the time independent Schrödinger equation and the time dependent Schrödinger equation. The temperature associated with the initial conditions, T_{init} [26], is taken as a value between 200 MeV and 150 MeV based on the centrality. The expression for survival probability due to color screening can be obtained as:

$$S_c(p_T, N_{part}) = \frac{2(\alpha + 1)}{\pi R_T^2} \int_0^{R_T} dr r \phi_{max}(r) \left\{ 1 - \frac{r^2}{R_T^2} \right\}^\alpha,$$

where $\alpha = 0.5$, R_T and ϕ_{max} (which is a function of p_t and r_s) are defined in [25, 33].

C. Final suppression

In the computation of the final suppression, all the above mentioned effects are included.

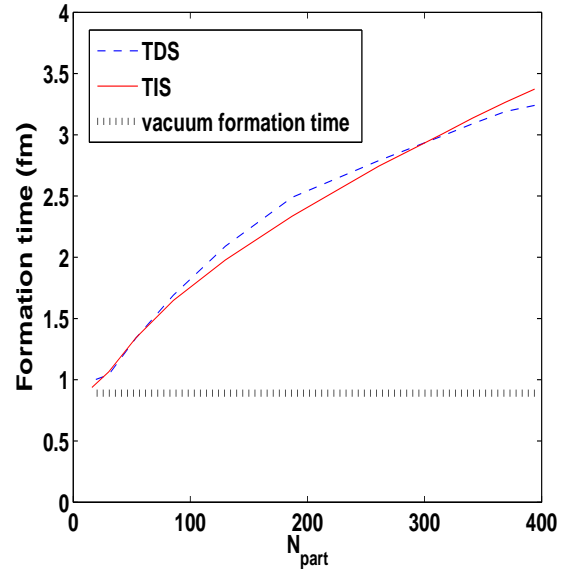


FIG. 5: Comparison of the J/ψ formation time between the time dependent Schrödinger equation (TDS), the time independent Schrödinger equation (TIS) and the vacuum formation time.

In Fig. 2, it is shown that the recombination rate Γ_{recomb} decreases with temperature at high temperature range, again as a consequence of Debye mass m_D widening (spatially) the J/ψ waveform. This raises the question whether the decreased recombination rate is remodeling the suppression due to color screening mechanism described in section III (D). The temperature dependent color screened recombination cross section is based on the interaction of uncorrelated charm quark and anti-charm quark produced in the latter stages of the QGP, and thus is unrelated to the color screening mechanism (as described in section III (D)), which acts upon the correlated charm and anti-charm quark pair produced during the initial hard collisions. This implies that the processes of color screening and recombination apply to the different non-overlapping population of charm quarks (correlated and uncorrelated). Hence, both mechanisms are required to model the charmonium suppression in the QGP.

The effect of shadowing and the rate equation involving gluonic dissociation, collisional damping and recombination, can be put together as: $S_{cnm}S_{dr}$. The question arises as to how the suppression due to the color screening can be combined. Given the large temperature dependent formation time, the process of gluonic dissociation and colli-

sional damping can happen even before J/ψ is fully formed. Hence, the processes of color screening and gluonic dissociation and collisional damping may overlap in time.

In order to incorporate the color screening into the system of rate equations within the framework of the above arguments, we first determine the equivalent Γ_c corresponding to S_c .

$$\Gamma_c = -\ln(S_c)/(t_{QGP} - t_0).$$

We then have $\Gamma_{diss} = \Gamma_{dg} + \Gamma_c$, where $\Gamma_{dg} = \Gamma_{diss,nl} + \Gamma_{damp}$, with $\Gamma_{diss,nl}$ and Γ_{damp} being gluodissociation and collisional damping dissociation rates [21, 26]. At ALICE forward rapidity conditions, due to the non-applicability of Bjorken's scaling law at forward rapidity, we ignore the color screening mechanism.

IV. RESULTS AND DISCUSSIONS

The experimental charm quark distribution in Fig. 1 is a static distribution, and does not vary with temperature or time. To overcome this difficulty, the modified Fermi Dirac distribution $N(\lambda)/(exp(\lambda E/kT) + 1)$ is used, where $N(\lambda)$ is a normalization factor. The value of λ is fixed by comparing the distribution to the experimentally determined distribution at temperature $T_c = 180$ MeV. The modified Fermi Dirac distribution is employed in all the simulations. The Tsallis distribution, $N(\lambda, q) [1 + (1 - q)(-\lambda E/T)]^{\frac{1}{1-q}}$, with $q \rightarrow 1+$, gives very similar results (not shown in this paper). Our calculation of the temperature dependent recombination cross-section is shown in Fig. 2. As the temperature approaches the dissociation temperature of J/ψ , the value of Γ_{recomb} approaches zero in accordance with the expectation. At very low temperature, near 0 MeV, the charm quark and anti-quark do not have sufficient energy to form J/ψ , and hence, the Γ_{recomb} approaches 0 at low temperature also. Qualitatively, the temperature behavior is similar to the temperature dependence obtained in Ref. [39] for $b\bar{c}, \bar{b}c$ bound states. The relevant temperature for QGP would be above $T_c = 180$ MeV. It is also seen from Fig. 3, that at high momentum range at the CMS, the cross section is very small compared to the cross section at the lower momentum range of the ALICE experiments at both forward and mid rapidity. The cross section is highest

at the ALICE mid rapidity experiment, which has the lowest momentum range.

The predicted J/ψ suppression due to color screening alone is shown in Figs. 6 and 7. The experimental data on J/ψ suppression for ALICE mid rapidity [5] and CMS [6] at the LHC energy $\sqrt{s_{NN}} = 2.76$ TeV versus N_{part} is also shown for comparison. Similar to the case of Υ , with temperature dependent formation time [26], the effect of suppression due to color screening mechanism becomes very small or almost disappears. This result forms the basis of ignoring color screening at ALICE forward rapidity. Color screening with either temperature dependent formation time or constant formation time does not capture the suppression for both ALICE and CMS data simultaneously. This indicates some other processes may be playing a role.

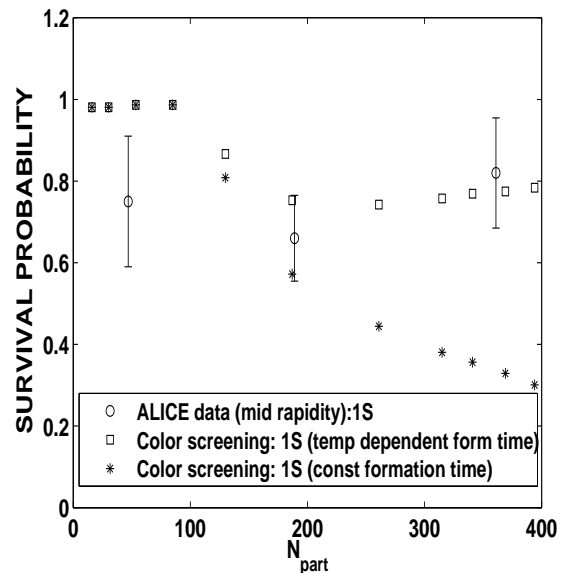


FIG. 6: Our predicted suppression due to only color screening. Experimental data on J/ψ suppression at ALICE (mid rapidity) LHC are taken from [5].

Figure 8 shows the effect of shadowing, dissociation and recombination for the ALICE mid rapidity (low momentum range). The curve "only dissociation" is obtained by assigning $\Gamma_{recomb} = 0$. The difference between the "only dissociation" and "recombination and dissociation" curves is the result of recombination.

It can be seen that the recombination increases with centrality. Recombination depends on the

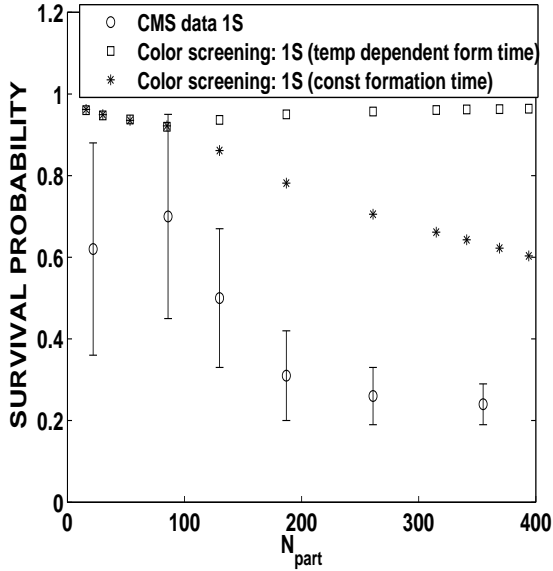


FIG. 7: Our predicted suppression due to only color screening. Experimental data on J/ψ suppression at CMS LHC are taken from [6].

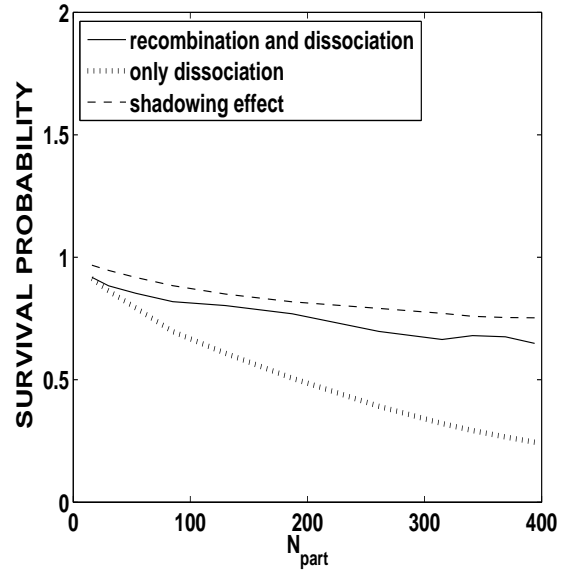


FIG. 9: Comparison between the effect of color screening, recombination and shadowing at momentum values corresponding to ALICE data at forward rapidity.

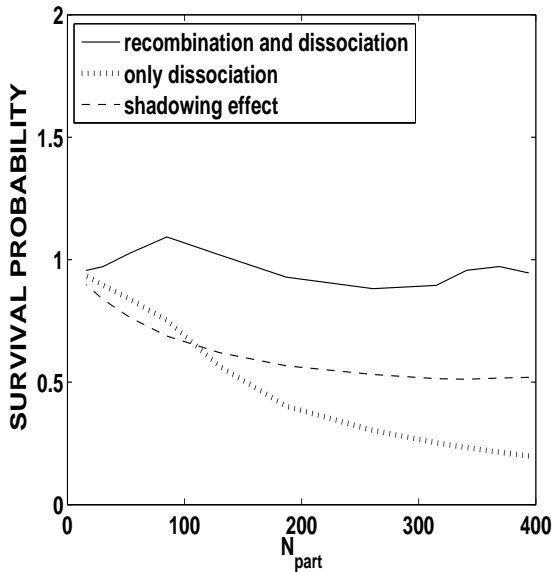


FIG. 8: Comparison between the effect of color screening, recombination and shadowing at momentum values corresponding to ALICE data at mid rapidity.

product $N_c N_{\bar{c}}$. If we set $N_c = N_{\bar{c}}$, recombination depends quadratically on N_c . On the other hand dissociation depends linearly on $N_{J/\psi}$. In the peripheral collisions both $N_{J/\psi}$ and N_c are small, but due to the quadratic dependence on N_c recombination is lower in the peripheral collisions. Figures 9

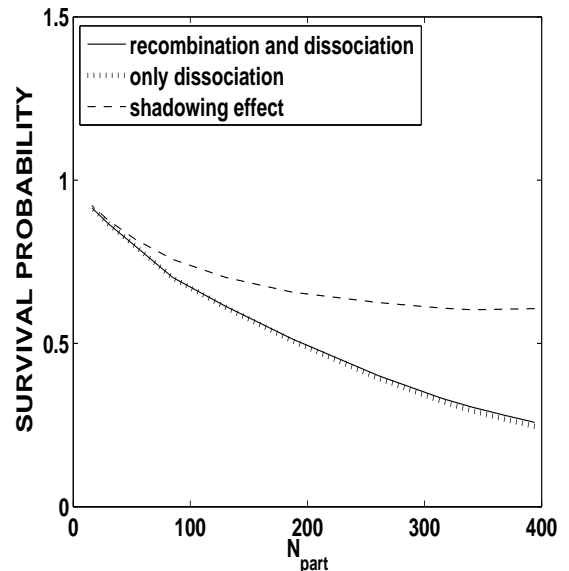


FIG. 10: Comparison between the effect of color screening, recombination and shadowing at momentum values corresponding to CMS data. The curves "recombination and dissociation" and "only dissociation" almost overlap, indicating negligible recombination.

and 10 show the effect of shadowing, dissociation and recombination at ALICE at forward rapidity and at CMS at mid rapidity. Recombination is seen

to be smaller at ALICE forward rapidity than at ALICE mid rapidity, and becomes negligible at the CMS where the momentum range is very high. The dependence of recombination with centrality at ALICE forward rapidity remains similar to ALICE mid rapidity.

We now compare the final suppression data of J/ψ at ALICE mid and forward rapidity in Figs. 11 and 12. In the central region where recombination is highest, it can be seen that J/ψ suppression at forward rapidity is in reasonable agreement with experimental data, but at ALICE mid rapidity, the suppression is overestimated due to the recombination being underestimated. As discussed earlier, the longitudinal component of momentum gives rise to higher momentum at forward rapidity as compared to mid rapidity for the same p_T . Due to the larger momentum, pQCD calculations at forward rapidity are more reliable than at mid rapidity. Clearly non-perturbative QCD is required to explain the recombination data more accurately at ALICE mid-rapidity.

Finally, Fig. 13 shows the final suppression of J/ψ , which is comparable to the experimental CMS data [6] up to a large extent throughout the whole range of N_{part} . Recombination was seen to be almost vanishing for the CMS momentum range in Fig. 10.

In summary, we have been able to explain to a reasonable good extent, the J/ψ suppression at ALICE forward rapidity and CMS mid rapidity. Even though the J/ψ suppression data has not been explained at ALICE mid rapidity accurately, it can be inferred from Figs. 8, 9 and 10, that pQCD correctly predicts the decreasing trend in recombination from ALICE mid rapidity to ALICE forward rapidity to CMS mid rapidity.

Comparison of Fig. 13 with Fig. 10 in Ref. [21] shows similar suppression of J/ψ . However, the figure in Ref. [21] indicates that the recombination is more than 20% for certain centrality bins. The recombination cross section based on pQCD calculation results in only about 2% increase in relative J/ψ yield due to recombination at CMS mid rapidity (Fig. 10). Experimental data relating J/ψ R_{AA} to p_T at the CMS [40] indicate recombination may become very small at high p_T . The increase in suppression due to lesser recombination is offset by a decrease in suppression due to color screening due based on temperature dependent formation

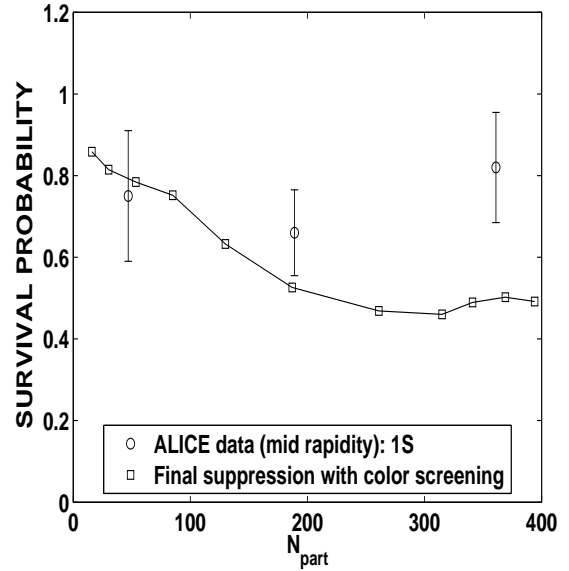


FIG. 11: Final suppression with color screening, gluonic dissociation along with collisional damping, recombination and shadowing. Experimental data on suppression at ALICE at mid rapidity are taken from [5].

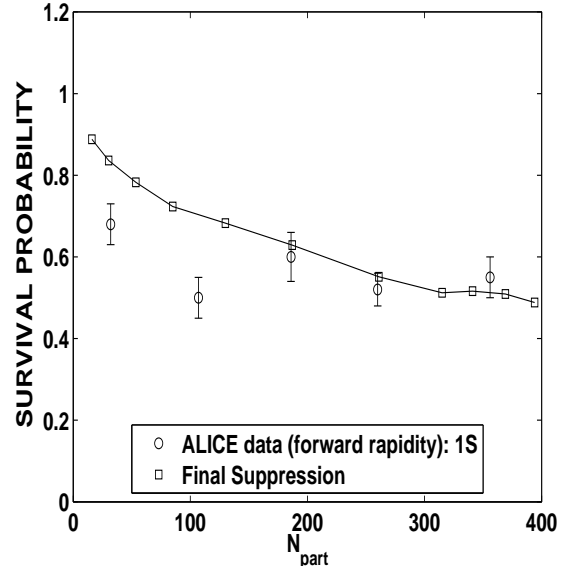


FIG. 12: Final suppression with color screening, gluonic dissociation along with collisional damping, recombination and shadowing. Experimental data on suppression at ALICE at forward rapidity are taken from [4].

time. Coincidentally, the net J/ψ suppression at CMS mid rapidity is similar between the current work and [21].

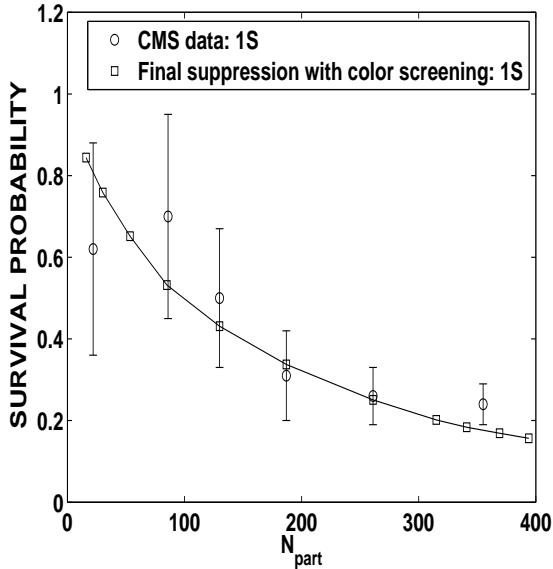


FIG. 13: Final suppression with color screening, gluonic dissociation along with collisional damping, recombination and shadowing. Experimental data on suppression at CMS are taken from [6].

Apart from the discrepancy due to pQCD approximation, an additional source of uncertainty in suppression might be that strange quarks may not be fully thermalized. If we compare the non-thermalized distribution in Fig. 1 and the thermalized Fermi Dirac or Bose Einstein distribution in Fig. 4, we can see that the distribution is shifted to the right in case the distribution is non-thermalized. A partially non-thermalized strange quark distribution will have more strange quarks with sufficient energy to form $c\bar{c}$ pairs or J/ψ . This would lead to a non-negligible value of $\Lambda_{q,g \rightarrow c\bar{c}}$ and $\Lambda_{q,g \rightarrow J/\psi}$. This would infuse more $c\bar{c}$ and J/ψ into the system, leading to a slightly different value of suppression. Comparing the experimental charm quark distribution and the modified Fermi Dirac distribution, there is a substantial difference in the population of charm quark at lower energy. Since the momentum range at ALICE forward rapidity and CMS mid rapidity is on the higher side, this difference should not impact the recombination calculation considerably for these two cases. The impact on ALICE mid rapidity could however be higher. It is also observed that shadowing calculation is a relatively uncertain quantity. Though we have not depicted the uncertainty in this work, **EPS09** parametrization gives a range of uncertainty in the shadowing.

Another source of uncertainty may be the formation of J/ψ during hadronization phase. To analyze this uncertainty, let us look at the formation of open charm mesons during the QGP phase and hadronization phase. The dissociation time of open charm mesons at the QGP deconfinement temperatures is expected to be very small (less than a fraction of a fermi) compared to that of hidden charm mesons, and thus any open charm meson in the QGP medium will disappear quickly [28]. One may safely assume that open charm mesons would be formed mainly during hadronization. During hadronization, due to the huge abundance of light quarks (possibly 2 or 3 orders of magnitude more than charm quarks), formation of open charm meson would be predominantly much more than the formation of J/ψ or any other hidden charm mesons. This can be seen from comparison of J/ψ and D meson production from pp collision experiments too [6, 29], after adjusting for luminosity. As a result, the number of charm quark or anti-quark ($=N_c$) available for recombination to form J/ψ would reduce substantially. If one were to continue with the quadratic dependence on available N_c for recombination during hadronization, then the number of J/ψ formed due to recombination during hadronization would be negligible compared to the number of J/ψ formed due to recombination during the QGP phase. In this proposed model, we thus ignore the formation of J/ψ during hadronization, which may lead to some discrepancy.

Despite the above uncertainties, we see that our model has been able to explain the trend of centrality dependent J/ψ suppression data in the forward rapidity region obtained from the ALICE experiment and mid rapidity region from the CMS experiments with reasonable agreement.

Many of the above mentioned discrepancies and uncertainties result in an error in either the initial conditions or in the dissociation or recombination rates. In order to estimate the consequence of estimation errors in the initial conditions and the dissociation or recombination rates, the J/ψ suppression is calculated by modifying the initial conditions and Γ_{diss} and Γ_{recomb} by 10%. In order to maximize the effect of error in initial conditions, the values of $N_{J/\psi}(0)$ and $N_c(0)$ are modified in opposite directions, i.e. one is decreased by 10% and the other is increased by 10% and vice-versa. Similarly, on the dissociation and recombination rates, one is de-

creased by 10%, while the other is increased by 10%. Figure 14 depicts the changes in final J/ψ suppression due to various modifications in the initial conditions, Γ_{diss} and Γ_{recomb} . It is interesting to note

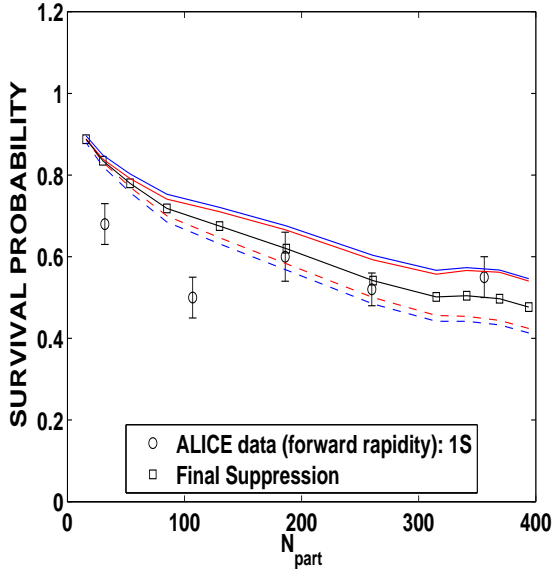


FIG. 14: Error propagation: The red curves indicate 10% change in initial conditions, while the blue curves indicate 10% change in dissociation/recombination constants. Detailed description of the curves is as follows:
solid black curve: The calculated J/ψ suppression;
solid red curve: 10% decrease in $N_{J/\psi(0)}$ and 10% increase in $N_c(0)$;
dashed red curve: 10% increase in $N_{J/\psi(0)}$ and 10% decrease in $N_c(0)$;
solid blue curve: 10% decrease in Γ_{diss} and 10% increase in Γ_{recomb} ;
dashed blue curve: 10% increase in Γ_{diss} and 10% decrease in Γ_{recomb} ;

that the final J/ψ suppression is to some extent resilient to error in initial conditions and dissociation or recombination rates. This can be understood by observing that the coupled rate equations lead to a negative feedback system. For example, if $N_{J/\psi(0)}$ were to increase by 10%, then a slightly larger number of J/ψ would dissociate into $c\bar{c}$ during the dynamical evolution and thus reducing the J/ψ population.

V. CONCLUSIONS

We have calculated the recombination cross section at various temperatures for recombination of

$c\bar{c}$ into J/ψ at both ALICE and CMS experimental conditions using pQCD. A temperature dependent Debye color screened phenomenological potential has been utilized for computing the J/ψ wavefunction which is used in the calculation of the recombination cross-section. We have established a set of rate equations which combines gluonic dissociation, collisional damping along with the recombination. CNM effects, namely shadowing is also incorporated in the current work. We find that the our final results explain the experimental J/ψ suppression data at ALICE at forward rapidity and CMS at mid rapidity region to a good extent. This indicates that pQCD can be a reasonable approximation for recombination calculations at ALICE forward rapidity and CMS mid rapidity. At ALICE mid rapidity, where the momentum ranges are much lower, the discrepancy due to pQCD calculations is larger. However, pQCD is able to capture the trend that recombination would be higher at ALICE mid rapidity than at forward rapidity. A more exact estimate of recombination at ALICE mid rapidity would require non-perturbative QCD. We have also shown that for charmonium, modification of the formation time due to temperature leads to negligible suppression due to color screening. The other causes of the difference between the experimental data and the predicted suppression could possibly be attributed due to the limitations in the accuracy of determining the initial conditions for the rate equations, incomplete thermalization of strange quarks, limitation in the precise estimate of shadowing effect and J/ψ yield during hadronization.

Acknowledgment

One of the authors (S.G.) acknowledges Broadcom India Research Pvt. Ltd. for allowing the use of its computational resources required for this work. M.M. is grateful to the Department of Science and Technology (DST), New Delhi for financial assistance under the Fast-Track Young Scientist project.

-
- [1] M. C. Abreu et al., (NA50 Collaboration), Phys. Lett. B **477**, 28 (2000); B. Alessandro et al., (NA50 Collaboration), Eur. Phys. J. C **39**, 335 (2005).
- [2] R. Arnaldi et al., (NA60 Collaboration), Phys. Rev. Lett. **99**, 132302 (2007); R. Arnaldi (NA60 Collaboration), Presentation at the ECT workshop on "Heavy Quarkonia Production in Heavy-Ion Collisions," Trent (Italy), May 25-29 (2009).
- [3] A. Adare et al., (PHENIX Collaboration), Phys. Rev. Lett. **98**, 232301 (2007).
- [4] ALICE collaboration, Phys. Rev. Lett. **109** (2012) 072301; arXiv:1202.1383v2 [hep-ex] (2012).
- [5] Enrico Scomparin (for ALICE collaboration) Nucl. Phys. A **904-905**, 202c-209c (2013);
- [6] The CMS Collaboration, J. High Energy Phys. **05**, 063 (2012).
- [7] B. Abelev et al., (ALICE Collaboration), Phys. Rev. Lett. **109**, 072301 (2012).
- [8] J. P. Blaizot and J. Y. Ollitrault, Phys. Rev. Lett. **77**, 1703 (1996).
- [9] J. P. Blaizot, P. M. Dinh, and J. Y. Ollitrault, Phys. Rev. Lett. **85**, 4012 (2000).
- [10] A. Capella, E. G. Ferreira, and A. B. Kaidalov, Phys. Rev. Lett. **85**, 2080 (2000).
- [11] A. K. Chaudhuri, Phys. Rev. C **64**, 054903 (2001); Phys. Lett. B **527**, 80 (2002).
- [12] A. K. Chaudhuri, Phys. Rev. Lett. **88**, 232302 (2002).
- [13] A. K. Chaudhuri, Phys. Rev. C **66**, 021902 (2002).
- [14] A. K. Chaudhuri and P. P. Bhaduri, arXiv:1202.3291[nucl-th], (2012).
- [15] Yunpeng Liu et al., J. Phys. G **37**, 075110 (2010).
- [16] Zhen Qu et al., Nucl. Phys. A **830**, 335c (2009).
- [17] Rishi Sharma and Ivan Vitev, Phys. Rev. C **87**, 044905 (2013).
- [18] A. Andronic, P. Braun-Munzinger, K. Redlich, J. Stachel, J of Physics G, **38**, 124081, (2011).
- [19] Yunpeng Liu, Zhen Qu, Nu Xu and Pengfei Zhuang, Physics Letters B **678** (2009); arXiv:0907.2723v1 [nucl-th] (2009).
- [20] Xingbo Zhao, Ralf Rapp, Nuclear Physics A **859** (2011)
- [21] Captain R. Singh, P. K. Srivastava, S. Ganesh, M. Mishra, Phys. Rev. C **92**, 034916 (2015).
- [22] ALICE collaboration, Eur. Phys. J. C **74**, 2974, (2014); arXiv:1403.3648v2 [nucl-ex].
- [23] F. Nendzig, G. Wolschin, Phys. Rev. C **87**, 024911 (2013).
- [24] G. Bhanot and M. E. Peskin, Nuclear Physics B, **156**, 391, 1979
- [25] P. K. Srivastava, M. Mishra and C. P. Singh, Phys. Rev. C **87**, 034903 (2013).
- [26] S. Ganesh and M. Mishra, Phys. Rev. C **91**, 034901 (2015).
- [27] R. Vogt, Phys. Rev. C **81**, 044903 (2010).
- [28] Thews, AIP Conf. Proc. **631** (2002) 490-524; arXiv:hep-ph/0206179v1 (2002)
- [29] The ALICE Collaboration, J. High Energy Phys. **07**, 191 (2012).
- [30] E. G. Ferreira, Phys. Lett. B **731**, 57-63 (2014).
- [31] F. Bossu et al., arXiv:1103.2394v3 [nucl-ex], Apr (2012).
- [32] Geoffrey T. Bodwin, Eric Braaten, G. Peter Lepage, Phys. Rev. D **51**, 03 (1995).
- [33] S. Ganesh, M. Mishra, Phys. Rev. C **88**, 044908 (2013).
- [34] C. W. deJager, H. deVries, and C. deVries, Atomic Data and Nuclear Data Tables **14** 485, (1974).
- [35] M. Mishra, C. P. Singh, V. J. Menon and Ritesh Kumar Dubey, Phys. Lett. B **656**, 45 (2007).
- [36] V. Emelyanov, A. Khodinov, S. R. Klein, R. Vogt, Phys. Rev. Lett. **81**, 1801-1804 (1998).
- [37] K. J. Eskola, H. Paukkunen and C. A. Salgado, J. High Energy Phys. **0904**, 065 (2009).
- [38] J. Pumplin, D. R. Stump, J. Huston, H. L. Lai, P. M. Nadolsky and W. K. Tung, JHEP **0207**, 012 (2002); arXiv:hep-ph/0201195.
- [39] Martin Shroedter, Robert L. Thews, and Johann Rafelski, Phys. Rev. C **62**, 024905 (2000).
- [40] Jens Wiechula, Nuclear Physics A **910-911**, 219, (2013)

Appendix A: Feynman Diagrams, Group Theoretic Factors and Γ_{recomb}

The Feynman diagrams pertaining to the calculation of σ_{recomb} is shown in Fig. 15.

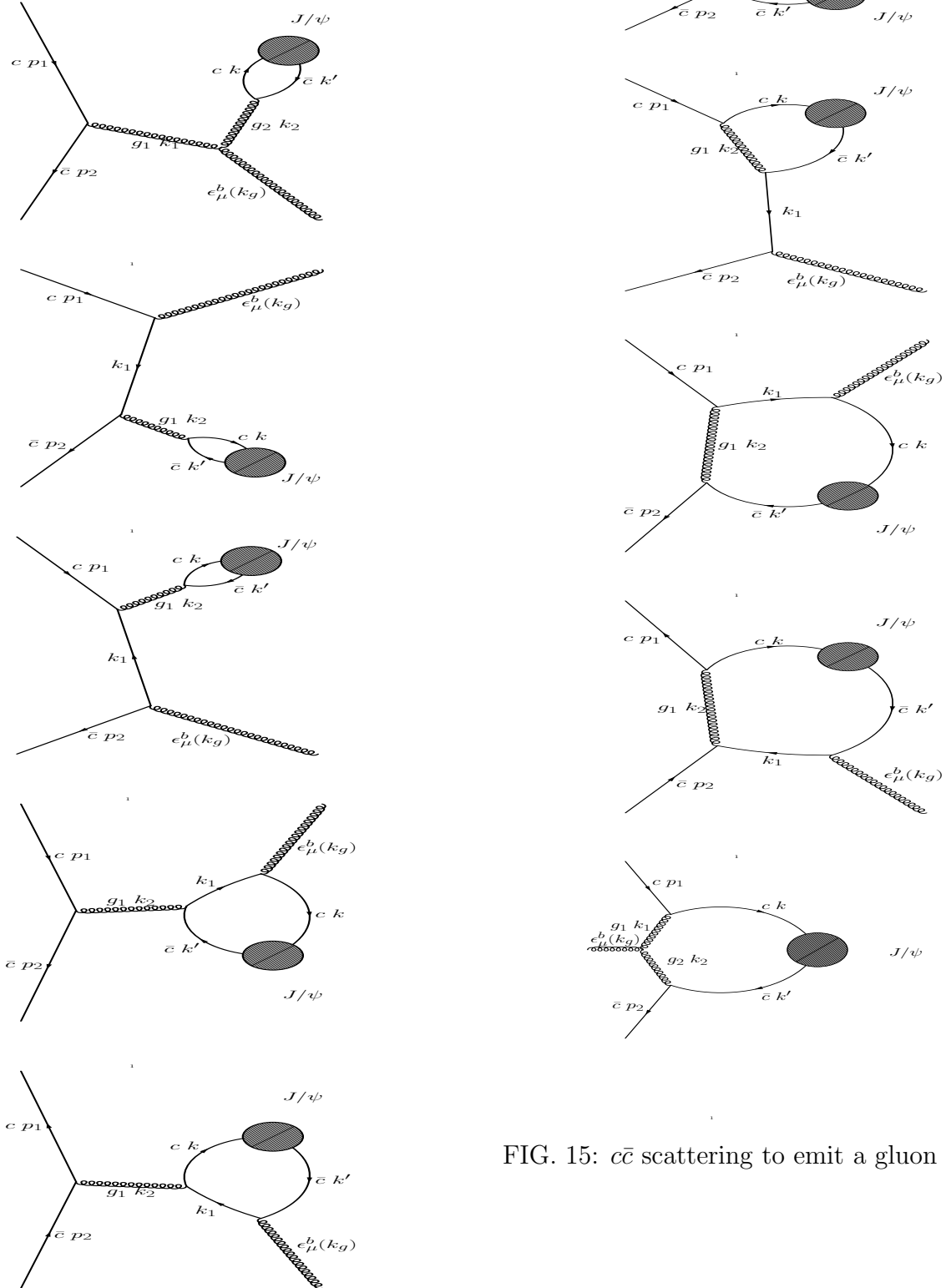


FIG. 15: $c\bar{c}$ scattering to emit a gluon and J/ψ .

The group theoretic color factors appearing in the calculation of the above diagrams is given below. In the equations written below, $G_{i,j}$ refers to the group theoretic color factor appearing in the calculation of $M_i^* M_j$. $N_c =$ number of colors $= 3$. the value of h is given by $h^{abc} = d^{abc} + i f^{abc}$ where f is the totally antisymmetric structure constants of SU(3), while d is totally symmetric.

$$\begin{aligned}
G_{1,1} &= N_c/4(N_c^2 - 1); G_{1,2} = i N_c/8(N_c^2 - 1); \\
G_{1,3} &= i N_c/8(1 - N_c^2); G_{1,4} = i N_c/8(N_c^2 - 1); \\
G_{1,5} &= i N_c/8(N_c^2 + 1); G_{1,6} = i/8(N_c^2 + 1); \\
G_{1,7} &= i/8(N_c^2 - 1); G_{1,8} = i/8(N_c^2 + 1); \\
G_{1,9} &= i/8(N_c^2 - 1); G_{1,10} = 2 i \cdot f^{ba'c'} f^{bac} f^{a'ae} h^{c'ce} + \\
&N_c^2/8(1 - N_c^2); \\
G_{2,2} &= N_c^3/8 - N_c/4 + 1/8 N_c; G_{2,3} = 1/8(N_c + 1/N_c); \\
G_{2,4} &= 4h^{a'ba} h^{a'ab}; G_{2,5} = 4h^{ba'a} h^{ba'a}; \\
G_{2,6} &= N_c^2/8 + 1/4 - 1/8 N_c^2; G_{2,7} = 1/8(1 - 1/N_c^2); \\
G_{2,8} &= 1/8(1 - 1/N_c^2); G_{2,9} = 1/8(N_c^2 - 1/N_c^2); \\
G_{2,10} &= i/8(N_c^2 - 1); \\
G_{3,3} &= N_c^3/8 - N_c/4 + 1/8 N_c; G_{3,4} = 4h^{aa'b} h^{aa'b}; \\
G_{3,5} &= 4h^{ba'a} h^{baa'n}; \\
G_{3,6} &= 1/8(1 - 1/N_c^2); G_{3,7} = N_c^2/8 + 1/4 - 1/8 N_c^2; \\
G_{3,8} &= 1/8(N_c^2 - 1/N_c^2); G_{3,9} = 1/8(1 - 1/N_c^2); \\
G_{3,10} &= i/8(N_c^2 - 1); \\
G_{4,4} &= N_c^3/8 - N_c/4 + 1/8 N_c; G_{4,5} = 1/8(N_c + 1/N_c); \\
G_{4,6} &= 1/8(1 - 1/N_c^2); G_{4,7} = N_c^2/8 + 1/4 - 1/8 N_c^2; \\
G_{4,8} &= N_c^2/8 + 1/4 - 1/8 N_c^2; G_{4,9} = 1/8(1 - 1/N_c^2); \\
G_{4,10} &= i/8(N_c^2 + 1); \\
G_{5,5} &= N_c^3/8 - N_c/4 + 1/8 N_c; G_{5,6} = 1/8(N_c^2 - 1/N_c^2); \\
G_{5,7} &= 1/8(1 - 1/N_c^2); G_{5,8} = 1/8(1 - 1/N_c^2); \\
G_{5,9} &= N_c^2/8 + 1/4 - 1/8 N_c^2; G_{5,10} = i/8(N_c^2 + 1); \\
G_{6,6} &= N_c^3/8 - N_c/4 + 1/8 N_c; G_{6,7} = 4h^{a'ab} h^{a'ba}; \\
G_{6,8} &= 1/8(N_c + 1/N_c); G_{6,9} = 4h^{ba'a} h^{ba'a}; \\
G_{6,10} &= i N_c/8(N_c^2 - 1); \\
G_{7,7} &= N_c^3/8 - N_c/4 + 1/8 N_c; G_{7,8} = 4h^{aa'b} h^{aa'b}; \\
G_{7,9} &= 1/8(N_c + 1/N_c); G_{7,10} = i N_c/8(N_c^2 + 1); \\
G_{8,8} &= N_c^3/8 - N_c/4 + 1/8 N_c; G_{8,9} = 4h^{a'ba} h^{ba'a}; \\
G_{8,10} &= i N_c/8(N_c^2 - 1); \\
G_{9,9} &= N_c^3/8 - N_c/4 + 1/8 N_c; G_{9,10} = i N_c/8(N_c^2 - 1); \\
G_{10,10} &= N_c/4(N_c^2 - 1);
\end{aligned}$$

Appendix B: Infrared divergence of Fermion propagator

This section proves the cancellation of the infrared divergence due to the fermion propagator. When the emitted gluon momentum approaches 0, the J/ψ center of mass reference frame becomes equivalent to the $c\bar{c}$ center of mass reference frame. The two momenta \vec{p}_1 and \vec{p}_2 becomes equal and opposite. With this condition, let's consider the sum of the Feynman diagrams 6 and 7.

$$M_6 = \int \left(\left(\bar{v}(p_2)(ig\gamma_\nu t^a)v(k') \left(\frac{-ig^{\nu\sigma}}{k_2^2} \right) \right. \right. \\ \left. \left. \left(\bar{u}(k)(ig\gamma_\sigma t^a) \frac{i}{k_1 - m} (ig\gamma_\mu t^b) u(p_1) \right) \psi_T(k, k') \right) \right) \\ dk \epsilon^{\mu,b}(k_g) \quad (\text{B1})$$

$$M_7 = \int \left(\bar{v}(p_2)(ig\gamma_\mu t^b) \frac{i}{k_1 - m} (ig\gamma_\nu t^a) v(k') \right) \\ \left(\frac{-ig^{\nu\sigma}}{k_2^2} \right) \left(\bar{u}(k)(ig\gamma_\sigma t^a) u(p_1) \psi_T(k, k') \right) \\ dk \epsilon^{\mu,b}(k_g) \quad (\text{B2})$$

After contracting the σ index, the $M_6 + M_7$ integrand would contain the expression

$$\left(\left(\bar{v}(p_2)(ig\gamma_\nu t^a) v(k') \right) \right. \\ \left. \left(\bar{u}(k)(ig\gamma^\nu t^a) \frac{i}{k_1 - m} (ig\gamma_\mu t^b) u(p_1) \right) \right) \quad (\text{B3})$$

$$+ \quad (\text{B4})$$

$$\left(\left(\bar{v}(p_2)(ig\gamma_\mu t^b) \frac{i}{k_1 - m} (ig\gamma_\nu t^a) v(k') \right) \right. \\ \left. \left(\bar{u}(k)(ig\gamma^\nu t^a) u(p_1) \right) \right) \quad (\text{B5})$$

The first term is from the expression for M_6 , while the second is from the M_7 expression. The gluon polarization term is reintroduced in the end.

The term $\frac{i}{k_1 - m} = \frac{i(k_1 + m)}{k_1^2 - m^2} = \frac{ik_g}{2p_x \cdot k_g} - \frac{i(\not{p}_x + m)}{2p_x \cdot k_g}$. The first term will have no infrared divergence as $k_g \rightarrow 0$, and only the second term needs to be taken care of. Here p_x is either p_1 for the expression for M_6 , or p_2 in the case of M_7 .

With the first term removed, the non scalar terms in the expression consist of

$$\left(\left(\bar{v}(p_2)(ig\gamma_\nu t^a) v(k') \right) \right. \\ \left. \left(\bar{u}(k)(ig\gamma^\nu t^a) \frac{\not{p}_1 + m}{2p_1 \cdot k_g} (ig\gamma_\mu t^b) u(p_1) \right) \right) + \quad (\text{B6})$$

$$\left(\left(\bar{v}(p_2)(ig\gamma_\mu t^b) \frac{\not{p}_2 + m}{2p_2 \cdot k_g} (ig\gamma_\nu t^a) v(k') \right) \right. \\ \left. \left(\bar{u}(k)(ig\gamma^\nu t^a) u(p_1) \right) \right) \quad (\text{B7})$$

From straightforward Dirac algebra, this is simplified to

$$\left(\left(\bar{v}(p_2)(ig\gamma_\nu t^a) v(k') \right) \right. \\ \left. \left(\bar{u}(k)(ig\gamma^\nu t^a) \frac{2p_{1\mu}}{2p_1 \cdot k_g} (igt^b) u(p_1) \right) \right) + \quad (\text{B8})$$

$$\left(\left(\bar{v}(p_2)(igt^b) \frac{2p_{2\mu}}{2p_2 \cdot k_g} (ig\gamma_\nu t^a) v(k') \right) \right. \\ \left. \left(\bar{u}(k)(ig\gamma^\nu t^a) u(p_1) \right) \right) \quad (\text{B9})$$

To see the infrared behavior, we write the particle spinor in terms of the antiparticle spinor and vice versa in expression for M_6 i.e. the first expression.

$$v(k') = -i\gamma_2 u^*(k') \\ \bar{v}(p_2) = -i\bar{u}^*(p_2)\gamma_2$$

We get

$$\begin{aligned}
& \bar{v}(p_2)\gamma_\nu v(k') \quad (\text{B10}) \\
&= -i\bar{u}^*(p_2)\gamma_2\gamma_\nu(-i)\gamma_2 u^*(k') \\
&= -(-1)^{\nu\neq 2}\bar{u}^*(p_2)\gamma_\nu u^*(k') \\
&= -(-1)^{\nu\neq 2}\bar{u}^*(p_2)(-1)^{\nu=2}\gamma_\nu^* u^*(k') \\
&= (\bar{u}(p_2)\gamma_\nu u(k'))^* \quad (\text{B11})
\end{aligned}$$

The various minus signs used in arriving at B11 are as follows

- (a) $-1^{\nu\neq 2}$: from the commutation relation of γ_ν and γ_2
- (b) $-$: from $\gamma_2^2 = -1$
- (c) $-1^{\nu=2}$: from $\gamma_2 = -\gamma_2^*$

On similar lines

$$\begin{aligned}
& \left(\bar{u}(k)(\gamma^\nu) \frac{2p_{1\mu}}{2p_1 \cdot k_g} u(p_1) \right) \\
&= \frac{2p_{1\mu}}{2p_1 \cdot k_g} (\bar{v}(k)(\gamma^\nu)v(p_1))^* \quad (\text{B12})
\end{aligned}$$

Taking the product of the two expressions B11 and B12, we get:

$$= (\bar{u}(p_2)\gamma_\nu u(k'))^* \frac{2p_{1\mu}}{2p_1 \cdot k_g} (\bar{v}(k)(\gamma^\nu)v(p_1))^* \quad (\text{B13})$$

This gives the expression for incoming particles of momenta k and k' and outgoing particles of velocity p_1 and p_2 . The conjugate transpose relates the above expression to the amplitude M for incoming particles of momenta p_1 and p_2 and outgoing particles of momenta k and k' . Hence the above expression becomes,

$$\begin{aligned}
&= (\bar{u}(k')\gamma_\nu u(p_2))^t \frac{2p_{1\mu}}{2p_1 \cdot k_g} (\bar{v}(p_1)(\gamma^\nu)v(k))^t \\
&= (\bar{u}(k')\gamma_\nu u(p_2)) \frac{2p_{1\mu}}{2p_1 \cdot k_g} (\bar{v}(p_1)(\gamma^\nu)v(k)) \\
&= \frac{2p_{1\mu}}{2p_1 \cdot k_g} [(\bar{u}(k')\gamma_\nu u(p_2)) (\bar{v}(p_1)(\gamma^\nu)v(k))] \quad (\text{B14})
\end{aligned}$$

The term in the square brackets is an inner product which would be an invariant to rotation in 3D

space. Rotation of π radians along a suitable axis interchanges p_1 and p_2 as well as k and k' .

$$= \frac{2p_{1\mu}}{2p_1 \cdot k_g} [(\bar{u}(k)\gamma_\nu u(p_1)) (\bar{v}(p_2)(\gamma^\nu)v(k'))] \quad (\text{B15})$$

This expression for M_6 is now identical to the expression for M_7 except for the scalar terms $\frac{p_{1\mu}}{2p_1 \cdot k_g}$ and $\frac{p_{2\mu}}{2p_2 \cdot k_g}$. Adding M_6 and M_7 and reintroducing the gluon polarization term, we get,

$$(\dots) \left(\frac{p_{1\mu}\epsilon^\mu(k_g)}{p_1 \cdot k_g} + \frac{p_{2\mu}\epsilon^\mu(k_g)}{p_2 \cdot k_g} \right) \quad (\text{B16})$$

Since we are considering only transverse polarization of the gluon, the time component is 0 and noting that $\vec{p}_1 = -\vec{p}_2$, we get,

$$(\dots) \left(\frac{p_{1i}\epsilon^i(k_g)}{p_1 \cdot k_g} - \frac{p_{2i}\epsilon^i(k_g)}{p_2 \cdot k_g} \right) \quad (\text{B17})$$

with $i = 1, 2, 3$.

In the center of mass frame, if the gluon 3 momentum \vec{k}_g is perpendicular to the 3 momentum \vec{p}_1 and \vec{p}_2 , then $p_1 \cdot k_g = p_2 \cdot k_g = E_c E_g$, where E_c = charm quark energy and E_g = gluon energy in the center of mass frame. With this, the above expression evaluates to 0. When the gluon 3 momentum is parallel to p_1 , $\epsilon(k_g)$ would be perpendicular to the 3 momentum \vec{p}_1 , and the numerator vanishes. Thus, if the gluon 3 momentum is perpendicular or parallel to charm quark (anti-quark) 3 momentum, the infrared divergence cancels. In other inclinations, there would be partial cancellation of varying degrees.

A similar analysis can be done for diagrams 2 and 3, 4 and 5 and finally 8 and 9.