

# Imprint of topological degeneracy in quasi-one-dimensional fractional quantum Hall states

Eran Sagi, Yuval Oreg, and Ady Stern

*Department of Condensed Matter Physics, Weizmann Institute of Science, Rehovot, Israel 76100*

Bertrand I. Halperin

*Department of Physics, Harvard University, Cambridge MA 02138, USA*

We consider an annular superconductor-insulator-superconductor Josephson-junction, with the insulator being a double layer of electron and holes at Abelian fractional quantum Hall states of identical fillings. When the two superconductors gap out the edge modes, the system has a topological ground state degeneracy in the thermodynamic limit akin to the fractional quantum Hall degeneracy on a torus. In the quasi-one-dimensional limit, where the width of the insulator becomes small, the ground state energies are split. We discuss several implications of the topological degeneracy that survive the crossover to the quasi-one-dimensional limit. In particular, the Josephson effect shows a  $2\pi d$ -periodicity, where  $d$  is the ground state degeneracy in the 2 dimensional limit. We find that at special values of the relative phase between the two superconductors there are protected crossing points in which the degeneracy is not completely lifted. These features occur also if the insulator is a time-reversal-invariant fractional topological insulator. We describe the latter using a construction based on coupled wires. Furthermore, when the superconductors are replaced by systems with an appropriate magnetic order that gap the edges via a spin-flipping backscattering, the Josephson effect is replaced by a spin Josephson effect.

PACS numbers: 73.43.-f, 73.21.Hb, 03.65.Vf, 74.78.Fk

## I. INTRODUCTION

One of the hallmarks of the fractional quantum Hall effect (FQHE) is that if the two-dimensional electron system resides on a manifold with a nontrivial topology, it will have a ground state degeneracy which depends on the topology [1]. For a fractional quantum Hall state on an infinite torus, the degeneracy of the ground state equals the number of topologically distinct fractionalized quasi-particles allowed in that state. Since this degeneracy is topological, it does not originate from any symmetry, and in particular does not require the absence of disorder. Furthermore, no local measurement may distinguish between the degenerate ground states.

When the torus is of large but finite size, the degeneracy is split, but the splitting is exponentially small in  $L$ , where  $L = \min\{L_x, L_y\}$  and  $L_x, L_y$  are the two circumferences of the torus. In the thin torus regime, where one circumference of the torus is infinite and the other is smaller or comparable to the magnetic length, the fractional quantum Hall state crosses over into a charge density wave (CDW), and the degenerate ground states correspond to different possible phases of the CDW [2–4]. In that regime a local impurity may pin the charge density wave and lift the degeneracy between the ground states. Equivalently, a local measurement is able to identify the phase of the CDW, and hence the ground state.

In this work we consider two systems that are topologically equivalent to a torus, and - unlike the torus - are within experimental reach. The first is that of an annular shaped electron-hole double-layer in which the

electron and hole densities are equal, and are both tuned to the same FQHE state (see Fig. (1a)). In the absence of any coupling between the layers, both the interior edge and the exterior edge of the annulus carry pairs of counter-propagating edge modes of the electrons and the holes. These pairs may be gapped by means of inter-layer back-scattering, resulting in a fully gapped system with the effective topology of the torus. In fact, this system is richer than a seamless torus, since the interior and exterior edges may be gapped in different ways. In particular, gapping the counter-propagating edge modes by coupling them to a superconductor may have interesting consequences. Some of these consequences are central to the current paper.

The second realization we consider is that of a two dimensional time-reversal-invariant fractional topological insulator [5]. To be concrete, we assume that it is constructed of wires subjected to spin-orbit coupling and electron-electron interaction (see Fig. (1b)). In this realization, electrons of spin-up form a FQHE state of filling factor  $\nu$ , and electrons of spin-down form a FQHE of filling factor  $-\nu$ . Similar to the particle-hole case, the edges carry pairs of counter-propagating edge modes with opposite spins that may be gapped in different ways. Remarkably, when the edge modes are gapped by being coupled to superconductors, the system is invariant under time-reversal, yet topologically equivalent to a FQHE torus.

We use these realizations of a toroidal geometry and their inter-relations to investigate the transition of a frac-

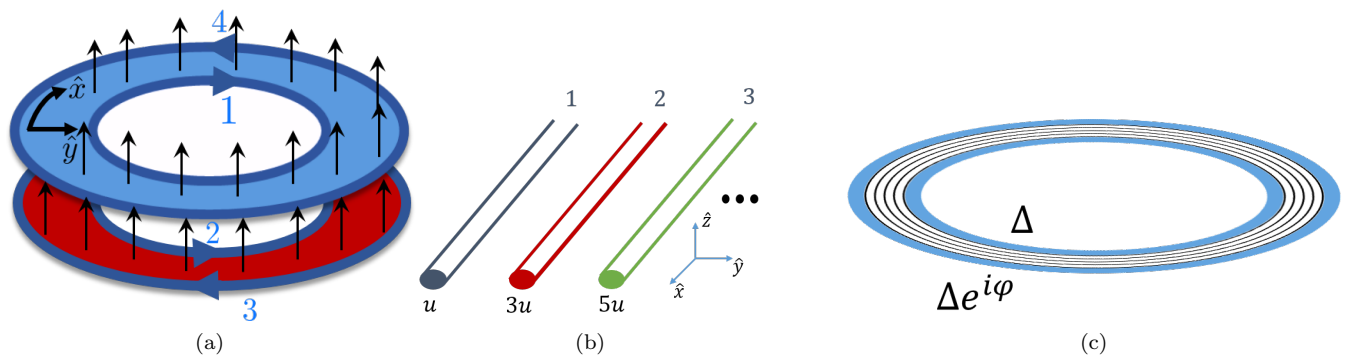


FIG. 1. (a) The first realization we consider is that of an electron annulus (blue) and a hole annulus (red) under the action of a uniform magnetic field. It is evident that coupling the annuli's edges forms the topology of a torus. The second realization we suggest is that of a fractional topological insulator. Fig. (b) shows a possible model for a fractional topological insulator. We have an array of  $N$  wires, with a strong spin-orbit coupling. The spin orbit coupling is linear with the wire index  $n$ . The similarity of the resulting spectrum (see Fig. (3a) below) to the one corresponding to the wires construction of quantum Hall states suggests an equivalence to two quantum Hall annuli subjected to opposite magnetic fields (each annulus corresponds to a specific spin). The use of the wires construction enables us to include interaction effects using a bosonized Tomonaga-Luttinger liquid theory for the description of the wires. (c) The edge modes of the two above models can be gapped out by proximity coupling to superconductors. In the case of a thin (quasi-1D) system, the phase difference between the inner and the outer superconductors leads to a Josephson effect mediated by tunneling across the region of a fractional quantum Hall double layer or a fractional topological insulator. The spectrum as a function of the phase difference  $\varphi$  is depicted in Fig. (2) below. The edge modes can also be gapped using proximity to magnets, in which case one can measure the spin-Josephson effect.

tional quantum Hall system from the thermodynamic two-dimensional to the quasi-one dimensional regime of a few wires. In particular, we find signatures of the topological ground state degeneracy of the two-dimensional (2D) limit (akin to that of fractional quantum Hall states on a torus) that survive the transition to the quasi one-dimensional (1D) regime and propose experiments in which these signatures may be probed. For example, for an Abelian fractional quantum Hall state, we find a  $2\pi d$ -periodic Josephson effect, where  $d$  is the degeneracy in the 2D thermodynamic limit.

The structure of the paper is as follows: in Sec. II we summarize the physical ideas and the main results of the paper. In Sec. III we define the systems in more detail and identify the topological degeneracy in the thermodynamic limit. In Sec. IV, we discuss the quasi one-dimensional regime, and point out observable signatures of the topological degeneracy in that regime. Our discussions in these sections focus on the  $\nu = 1/3$  case. In Sec. V we discuss how the results of the previous sections are generalized to other Abelian QHE states.

## II. THE MAIN RESULTS AND THE PHYSICAL PICTURE

### A. The systems considered

The electron-hole double-layer system is conceptually simple to visualize (see Fig. (1a)). We consider an electron-hole double-layer shaped as an annulus with

equal densities of electrons and holes, and a magnetic field that forms FQHE states of  $\pm\nu$  in the two layers. The system breaks time reversal symmetry, but its low energy physics satisfies a particle-hole symmetry. For most of our discussion we focus on the case  $\nu = 1/3$ . In that case each edge carries a pair of counter-propagating  $\nu = 1/3$  edge modes. The edge modes may be gapped by means of normal back-scattering (possibly involving spin-flip, induced by a magnet) or by means of coupling to a superconductor. In line with common notation, we refer to these two ways as  $F$  and  $S$  respectively.

To model the fractional topological insulator we consider an array of  $N$  coupled quantum wires of length  $L_x$ , each satisfying periodic boundary conditions (Fig. (1b)). The wires are subjected to a Rashba spin-orbit coupling, and we consider a case in which the spin-orbit coupling constant in the  $n$ 'th wire is proportional to  $2n - 1$  (similar to the model considered by Ref. [6]). Effectively, this form of spin-orbit coupling subjects electrons of opposite spins to opposite magnetic fields. While this particular coupled-wire model of a time reversal invariant topological insulator does not naturally allow for the regime of a large  $N$ , other realizations, such as those proposed in Ref. [6, 7], allow for such a regime. These realizations require more wires in a unit cell, and are therefore more complicated than the one considered here. Most of the results of our analysis are independent of the specific realization of the fractional topological insulator, and we present the analysis for the realization that is simplest to consider.

For non-interacting electrons, the spectrum of the array we consider takes the form shown in Fig. (3a). Single-

electron tunneling processes (which conserve spin) gap out the spectrum in all but the first and last wires, which carry helical modes (Fig. (3b)). If the chemical potential is tuned to this gap, then in the limit of large  $N$  the system is a topological insulator (TI), and therefore the gapless edge modes are protected by time-reversal symmetry and charge conservation [8]. This construction is then equivalent to two electron QH annuli with opposite magnetic fields.

The edge modes may be gapped by coupling the two external wires ( $n = 1$  and  $n = N$ ) to a superconductor or to a system with appropriate magnetic order. A Zeeman field that is not collinear with the spin-orbit coupling direction is necessary to couple the different spin directions. Moreover, in our coupled-wires model the spin-up and the spin-down electrons at the  $n = N$  edge have different Fermi-momenta, so that edge would not be gapped by a simple ferromagnet. In order to conserve momentum one would need to introduce a periodic potential that could modulate the coupling to the ferromagnet at the appropriate wave vector, or one would need to use a spiral magnet with the appropriate pitch. In more sophisticated wire models, such as those discussed by Refs. [6, 7], or in actual realizations of topological insulators, the two edge modes can have the same Fermi momenta, so a simple ferromagnet can be used.

In order to construct a fractional topological insulator, we first tune the chemical potential such that the density is reduced by a factor of three, to  $\nu = 1/3$ . For an array of wires in a magnetic field and spinless electrons, Kane et al. [9] have introduced an interaction that leads to a ground state of a FQHE  $\nu = 1/3$ . Furthermore, they argued that there is a range of interactions that will flow to the topological phase described by this state [9–11]. Here we show that the same interaction, if operative between electrons of the same spin only, leads to a formation of a fractional topological insulator, i.e., to the spin-up electrons forming a  $\nu = 1/3$  state and the spin-down electrons forming a  $\nu = -1/3$  state. Note that the same type of interaction terms were used by several authors to construct various 2D fractional topological states [6, 7, 12], and 1D fractional states [11, 13–15].

Our analysis is based on bosonization of the wires' degrees of freedom, and a transformation to a set of composite chiral fields, that may be interpreted as describing fermions at filling  $\nu = 1$ . In terms of the composite fields, one can repeat the process which led to a gapping of the non-interacting case either by normal or by superconducting mechanisms. In terms of the original electrons, these mechanisms involve multi-electron processes, which either conserve the number of electrons or change it by a Cooper pair.

Both the electron-hole double-layer and spin-orbit wire system have counter propagating edge modes. They are distinct, however, in a few technical details. An electron-hole double layer system has been realized before in several materials, such as GaAs quantum wells

and graphene. The requirements we have here - no bulk tunneling, sample quality that is sufficient for the observation of the fractional quantum Hall effect, and a good coupling to a superconductor or a magnet - are not easy to realize, but are not far from experimental reach [16–18]. In addition, we assume that the two layers are far enough such that inter-layer interactions do not play an important role, but close compared to the superconducting coherence length to enable pairing on the edges.

The array of wires we describe can in principle be formed using semi-conducting wires such as InAs and InSb [19–21], where variable Rashba spin-orbit coupling could be achieved by applying different voltages to gates above the wires. We stress that the wires construction is nothing but a specific example of a fractional topological insulator, and that any fractional topological insulator is expected to present the effects we discuss. Two-dimensional topological insulators were conclusively observed [22–28], and more recently proximity effects to a superconductor were demonstrated on their edges [29–31]. However, fractionalization effects due to strong electron-electron interaction were not observed yet in these systems and are less founded theoretically.

## B. Ground state degeneracy and its fate in the transition to one dimension

In Sec. III we investigate the topological degeneracy of the ground state in the 2D thermodynamic limit. Using general arguments, we find that the degeneracy depends on the gapping mechanism of the edges: when both edges are gapped by the same mechanism, be it proximity coupling to a superconductor or to a magnet, the topological degeneracy is three, as expected. However, if one edge is gapped using a superconductor and the other is gapped using a magnet the ground state of the system is not degenerate.

Physically, the degeneracy is most simply understood in terms of the charge on the edge modes. For an annular geometry there are two edges, in the interior and the exterior of the annulus, and therefore four edge modes with four charges,  $q_1, q_2, q_3$ , and  $q_4$  (here we use the subscript 1,2 to denote the two counter-propagating edge modes on the interior edge, and 3,4 to denote the modes on the exterior edge. Edges 1 and 4 belong to one layer (or one spin direction) and edges 2 and 3 belong to the other layer (other spin direction); see Fig. (1a)). It will be useful below to distinguish between the integer part of  $q_i$ , which we denote by  $n_i$ , and the fractional part denoted by  $f_i$ , to which we assign the values  $f_i = -1/3, 0, 1/3$ , such that  $q_i = n_i + f_i$ .

When a pair of counter-propagating edge modes, say with charges  $q_1, q_2$ , is gapped by normal back-scattering of single electrons, their total charge  $q_1 + q_2$  is conserved. Since there is an energy cost associated with the total charge, it assumes a fixed value for all ground states. (The tunneling between the edges gaps the system and

makes it incompressible, leading to an energy cost associated with a change of the total charge.) For simplicity, we fix this value to be zero, making  $q_1 = -q_2$ . A strong back-scattering term makes  $n_1 - n_2$  strongly fluctuating *but leaves the fractional part  $f_1 = -f_2$  fixed*. As a consequence, there are three topological sectors of states that are not coupled by electron tunneling, characterized by  $f_1$  being 0,  $1/3$  or  $-1/3$ .

Since each of the layers (in the double-layer system) or each spin direction (in the spin-orbit-coupling system) must have an integer number of electrons, the sums  $q_1 + q_4$  and  $q_2 + q_3$  must both be integers. This condition couples the fractional parts of the charges on all edges. Combining all constraints, we find that when both edges are gapped by a normal backscattering, the following conditions should be fulfilled

$$f_1 = -f_2, \quad f_3 = -f_4, \quad (1)$$

$$f_1 = -f_4, \quad f_2 = -f_3. \quad (2)$$

There are three solutions for these equations describing three ground states, with  $f_l = (-1)^l \frac{p}{3}$ , where  $p$  may take the values 0, 1,  $-1$  and  $l = 1, 2, 3$ , and 4. When both edges are gapped by a superconductor,  $f_2$  and  $f_4$  change sign in Eq. (1) and the fractional parts satisfy  $f_1 = f_2 = -f_3 = -f_4 = p/3$ . Finally, when one edge is gapped by a superconductor and the other by normal back-scattering, only one of the two equations labeled (1) change sign and the only possible solution is  $f_l = 0$  so that all  $q$ 's must be integers, and the ground state is unique.

Formally, the degeneracy of the ground state may be shown by an explicit construction of two unitary operators,  $U_x$  and  $U_y$ , that commute with the low-energy effective Hamiltonian and satisfy the operator relation

$$U_x U_y = U_y U_x e^{\frac{2\pi}{3}i}. \quad (3)$$

The existence of a matrix representation of this relation, acting within the ground state manifold, requires a degenerate subspace of minimal dimension 3.

We construct such operators for the electron-hole system under the assumption that the only active degrees of freedom are those of the edge, and for the coupled wire system when we confine ourselves to an effective Hamiltonian. For both cases, one of these operators, say  $U_x$ , measures the  $f_l$ 's and the other operator,  $U_y$ , changes the  $f_l$ 's by  $\pm 1/3$  (the sign depends on  $l$  and on the type of gapping mechanism). We choose to work with a representation of  $U_x, U_y$  in which both operators, projected to subspace of ground states, are independent of position.

Even when  $L_x$  is infinite, a finite  $L_y$  splits the degeneracy. The source of lifting of the degeneracy is tunneling of quasi-particles between the two edges of the annulus, i.e., tunneling of quasi-particles from the first to the last wire. More precisely, we find that as long as the bulk gap

does not close, the only term that may be added to the low-energy Hamiltonian is of the form

$$\lambda U_y + \lambda^* U_y^\dagger \quad (4)$$

This term is generated by high orders of perturbation theory that lead to a transfer of quasi-particles between edges. The amplitude  $\lambda$  decays exponentially with the width of the system. For the wires realization this translates to an exponential decay with  $N$ , the number of wires. Other factors that determine the magnitude and phase of  $\lambda$  are elaborated on in the next subsection.

If  $L_x$  is also finite, there will be additional terms in the Hamiltonian proportional to  $U_x$  and  $U_x^\dagger$ , with coefficients that fall off exponentially in  $L_x$ . The physical explanation of these terms is that when  $L_x$  is finite, root-mean-square fluctuations in the total charge in an edge mode are not infinite, but are proportional to  $L_x^{1/2}$ . This leads to energy differences between states with different values of the fractional charge  $f_l$  that decrease exponentially with increasing  $L_x$ .

### C. Remnants of the degeneracy in the quasi-one dimensional regime

The topological degeneracy is lifted in the transition from a two-dimensional system to a quasi-one dimensional one, but it leaves behind an imprint which can in principle be measured. This is seen when we add another parameter to the Hamiltonian. For a torus, this parameter may be the flux within the torus. For the systems we consider here, when gapped by one superconductor at the interior edge and one superconductor at the exterior edge, this parameter may be the phase difference  $\varphi$  between the two superconductors. In this case the fractional quantum Hall torus forms the insulator in a superconductor-insulator-superconductor Josephson junction.

The dependence of the spectrum on these parameters is encoded in the amplitude  $\lambda$  of Eq. (4). In particular, since the tunneling charge is  $2/3$  of an electron charge, which is  $1/3$  of a Cooper pair, we find that the tunneling amplitude at the point  $x$  along the junction is proportional to the phase factor  $e^{i\varphi(x)/3}$ , where  $\varphi(x)$  is the phase difference between the two superconductors at the point  $x$ . For the fractional topological insulator, no magnetic flux is enclosed between the superconductors, and the equilibrium phase difference does not depend on  $x$ . In contrast, for the electron-hole quantum Hall realization the magnetic flux threading the electron-hole double layer makes  $\varphi(x)$  vary linearly with  $x$ , such that the phase of the tunneling amplitude winds as a function of the position of the tunneling. The amplitude  $\lambda$  of Eq. (4) is an integral of contributions from all points at which the



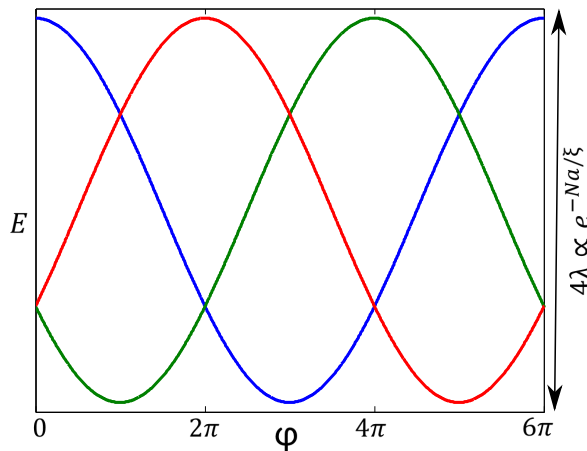


FIG. 2. The spectrum of the three low energy states as a function of the phase difference  $\varphi$  between the two superconductors (see text for elaboration). The amplitude of oscillations falls exponentially with the number of wires  $N$ . For a finite  $N$ , each eigenstate has a periodicity of  $6\pi$ . At the special points  $\varphi = \pi n$  the spectrum remains 2-fold degenerate. If the system is of finite length  $L_x$ , the degeneracy at these points is lifted by a term that is exponentially small in  $L_x$ .

superconductors are tunnel-coupled,

$$\lambda = \int dx T(x) \quad (5)$$

where  $T(x)$  is the local tunneling amplitude.

When the superconductors are tunnel-coupled only at a single point (say  $x = 0$ ), such that  $T(x) \propto \delta(x)$ , the spectrum of the three ground states as a function of  $\varphi$ , which is now the argument of  $T(x = 0)$  can be written in the explicit form

$$\Delta E_\alpha = 2t_0 \cos\left(\frac{\varphi - 2\pi\alpha}{3}\right), \quad (6)$$

where  $\alpha = 0, 1, -1$  enumerates the ground states. This is shown in Fig. (2).

While the amplitude  $t_0$  is exponentially small in the width  $L_y$ , or in the number of wires  $N$ , we find that the spectrum as a function of the phase difference across the junction has points of avoided crossing in which the scale of the splitting between the two crossing states is proportional to  $e^{-L_x/\xi_x}$ , i.e., is exponentially small in  $L_x$  (here  $\xi_x$  is a characteristic scale which depends on the microscopics). Thus, in the quasi-one-dimensional regime, where  $L_y$  or  $N$  are small but  $L_x$  is infinite, the three states are split, but cross one another at particular values of  $\varphi$ .

Remarkably, this crossing cannot be lifted by any perturbation that does not close the gap between the three degeneracy-split ground states and the rest of the spec-

trum. This lack of coupling between these states result from the macroscopically different Josephson current (from the inner edge to the outer edge) that they carry. The Josephson junction formed between the two superconductors will show a  $6\pi$ - periodic DC Josephson effect for as long as the time variation of the phase is slow compared to the bulk energy gap, but fast compared to a time scale that grows as  $e^{L_x/\xi_x}$ . This Josephson current distinguishes between the three ground states. This current oscillates as a function of the position of the tunneling point for an electron-hole quantum Hall system and is position-independent for the fractional topological insulator.

When tunneling between edges takes place in more than one point,  $T(x)$  in (43) is non-zero at all these points, and has to be integrated. A particularly interesting case is that of a uniform junction. In that case  $T(x)$  and the Josephson current are constant for the fractional topological insulator, while in the electron-hole double-layer the phase of  $T(x)$  winds an integer number of times due to the magnetic flux between the superconductors, and the Josephson current averages to zero.

A magnetic coupling between the electron and hole layers, or between electrons of the two spin directions may lead to a “(fractional) spin Josephson effect”, in which spin current takes the place of charge current in the Josephson effect [32–34]. In this case, assuming that the spin up and down electrons are polarized in the  $z$  direction, coupling between the edge modes occurs by a magnet that exerts a Zeeman field in the  $x-y$  plane. The role of the phase difference in the superconducting case is played here by the relative angle between the magnetization at the interior and exterior edge, but an interesting switch between the two systems we consider takes place. In the electron-hole quantum Hall case the direction of the magnetization is uniform along the edges and a uniform and opposite electric current flows in the two layers.

For the fractional topological insulators the edges are gapped only when for one of the edges the direction of the magnetization in the  $x-y$  plane winds as a function of position. As a consequence, in our coupled-wire model the spin current oscillates an integer number of oscillations along the junction, and thus averages to zero.

Our discussion may be extended beyond the case of  $\nu = 1/3$ . For Abelian states, we find that the periodicity of the Josephson effect is  $2\pi/e^*$ , where  $e^*$  is the smallest fractional charge allowed in the state. In any Abelian state, this is also  $2\pi$  times the degeneracy of the ground state in the thermodynamical limit.

### III. GROUND STATE DEGENERACY IN THE THERMODYNAMIC 2D LIMIT

In this section we derive in detail the degeneracy of the ground state in the thermodynamic two-dimensional limit of the two systems we consider.

### A. Description in term of edge modes only

The systems we consider have two edges, each of which carrying a pair of counter-propagating edge modes.

In the absence of coupling between the layers, the bosonic Hamiltonian of the edges is composed of the kinetic term

$$H_0 = \frac{v}{2} \int dx \sum_{l=1,2,3,4} (\partial_x \chi_l)^2. \quad (7)$$

Here we assumed all edge velocities to be the same and neglected small-momentum interaction between the edges, for simplicity.

The fields  $\chi_i$  satisfy the commutation relation

$$[\chi_l(x_l), \chi_j(x_j)] = i \frac{1}{3} (-1)^l \pi \delta_{lj} \text{sign}(x_l - x_j) + i \frac{1}{9} \pi \text{sign}(l - j). \quad (8)$$

Coupling between the edge modes has the form

$$H_1 = \lambda \int dx \cos 3(\chi_l \pm \chi_j), \quad (9)$$

where  $l, j = 1, 2$  for the interior edge and  $l, j = 3, 4$  for the exterior edge. The plus sign refers to superconducting coupling and the minus sign to normal back-scattering. The edge is gapped when the coupling constant  $\lambda$  is large, which we assume to be the case.

The charge on the  $l$ 'th edge modes is related to the winding of  $\chi_l$ , namely  $q_l = (-1)^l \frac{1}{2\pi} \int dx \partial_x \chi_l(x)$ , where  $q_l$  is the charge in units of the electron charge. For uncoupled edge modes, the charges  $q_l$  are quantized in units of the quasi-particle charge,  $1/3$ . When two edge-modes are coupled through a normal or superconducting coupling, the charge on each edge heavily fluctuates. However, due to the fact that only whole electrons may be transferred between edge modes on different layers, or between edge modes and an adjacent superconductor, the operators  $e^{i2\pi q_l}$  commute with both parts of the Hamiltonian Eqs. (7) and (9). We therefore characterize the different states according to these operators, *i.e.*, according to the fractional part of the charge on the various edges. The fact that the total charge on each layer is an integer gives the two general constraints

$$\begin{aligned} \exp[i2\pi(q_1 + q_4)] &= 1, \\ \exp[i2\pi(q_2 + q_3)] &= 1, \end{aligned} \quad (10)$$

regardless of the mechanism for coupling the edges. Two other relations come from energy considerations, which depend on the gapping mechanism. For the case where the two edges are gapped using a superconductor it is

energetically favorable to form singlets, such that

$$\begin{aligned} q_1 &= q_2, \\ q_3 &= q_4. \end{aligned} \quad (11)$$

Notice that if Eq. (11) is not satisfied, the edge carries a non-zero spin which cannot be screened by the superconductor. This configuration is therefore energetically costly.

In the case where both edges are gapped by normal back-scattering processes, which we refer to as the FF case, it is energetically favorable to preserve total charge neutrality because an insulating magnet cannot screen charge. This gives us the conditions

$$\begin{aligned} q_1 &= -q_2, \\ q_3 &= -q_4. \end{aligned} \quad (12)$$

Altogether, then, for the SS and FF gapping mechanisms, there are three possible values for  $e^{i2\pi q_l}$ , namely 1,  $e^{i2\pi/3}$ ,  $e^{i4\pi/3}$ , and the eigenvalue of this operator fixes the values of all operators  $e^{i2\pi q_l}$  (for  $l = 2, 3, 4$ ). These operators are of course equal to the  $e^{i2\pi f_l}$  introduced above. In fact, the operators  $e^{i2\pi q_l}$  may all serve as the unitary operators  $U_x$  from Eq. (3). To establish a ground state degeneracy, we need to find an operator that commutes with the Hamiltonian and varies  $U_x$ . This operator is the one that transfers a charge of  $1/3$  in each layer (for the SS case), or charges of  $\frac{1}{3}$ ,  $-\frac{1}{3}$  (for the FF case) from the interior to the exterior. For example, if we choose  $U_x = e^{2\pi i q_1}$  then,

$$U_y = \exp[-i(\chi_1 \pm \chi_2 - \chi_3 \mp \chi_4)]. \quad (13)$$

Here the upper sign refers to superconducting coupling and the lower sign to coupling to a magnet. The fields  $\chi_i$  in (13) are all to be evaluated at the same point  $x$ .

It is easy to see that this assignment of  $U_x, U_y$  satisfies Eq. (3), thus establishing the ground state degeneracy of the Hamiltonian in Eqs. (7) and (9) for the cases of SS and FF gapping mechanisms. In the case where the two edges are gapped using different mechanisms (FS or SF), the only solution is the one where  $e^{i2\pi q_l} = 1$  (for  $l = 1, 2, 3, 4$ ), and the ground state is therefore non-degenerate.

For a finite system the three-fold degeneracy is split. In particular, in the quasi-1D regime in which  $L_x$  is infinite and  $L_y$  is finite, the splitting is a consequence of tunnel coupling between the interior and the exterior. This regime will be explored below.

Before doing that, however, we introduce the coupled wires system and study its ground state degeneracy directly.

## B. The coupled wires construction for a Fractional Topological Insulator

In this Section we explain how a fractional topological insulator may be constructed from a set of coupled wires, as a result of a combination of spin-orbit coupling and electron-electron interaction. We start with the case of non-interacting electrons, in which case a 2D topological insulator is formed, and then introduce interactions that lead to the fractionalized phase.

### 1. The integer case - a non-interacting quantum spin Hall state

We consider an array of  $N$  quantum wires, with a Rashba spin-orbit coupling (see Fig. (1b)). Each wire is of length  $L_x$  and has periodic boundary conditions. We tune the Rashba electric field (which we set to be in the  $y$  direction, for simplicity) such that the spin-orbit coupling of wire number  $n$  is linear with  $n$ . The resulting term in the Hamiltonian takes the form

$$H_{so,n} = (2n - 1)uk_x\sigma_z, \quad (14)$$

where  $\sigma_z$  is the spin in the  $z$  direction, and  $u$  is the spin-orbit coupling. The spectrum of wire number  $n$  is therefore

$$E_n(k) = \frac{(k_x + (2n - 1)k_{so}\sigma_z)^2}{2m}, \quad (15)$$

---


$$\left[ \phi_{n\rho}^\sigma(x), \phi_{n'\rho'}^{\sigma'}(x') \right] = i\rho\pi\delta_{\sigma,\sigma'}\delta_{\rho,\rho'}\delta_{n,n'}\text{sign}(x - x') + i\pi\text{sign}(n - n') + \delta_{n,n'}\pi \left( \sigma_y^{\sigma,\sigma'} + \delta_{\sigma,\sigma'}\sigma_y^{\rho,\rho'} \right). \quad (18)$$

Eq. (18) guarantees that the fermion fields defined in Eq. (17) satisfy Fermi-statistics.

Once we linearize the spectrum, it becomes convenient to present it diagrammatically by plotting only the Fermi-momenta as a function of the wire index. Fig. (4) shows the diagram corresponding to  $\nu = 1$ , where a right (left) mover is represented by the symbol  $\odot$  ( $\otimes$ ).

One sees that single electron tunneling operators of the

where  $m$  is the effective mass, and  $k_{so} = \frac{u}{m}$ . The energy of the different wires as a function of  $k_x$  is shown in Fig. (3a).

The similarity of the spectrum to the starting point of the wires construction of the QHE [9, 10, 35] is evident. This system is then analogous to two annuli of electrons of opposite spins subjected to opposite magnetic fields or to the electron-hole double-layer we discussed above (see Fig. (1a)).

Following the analogy with the wires construction of the QHE, we define the filling factor as

$$\nu = \frac{k_F^0}{k_{so}}, \quad (16)$$

where  $k_F^0$  is the Fermi momentum without a spin-orbit coupling (see Fig. (3a)).

In the “integer” case,  $\nu = 1$ , the chemical potential is tuned to the crossing points of two adjacent parabolas.

We linearize the spectrum around the Fermi points, and use the usual bosonization technique to define two chiral bosonic fields  $\phi_{n,\sigma}^{R/L}$ , where  $n$  is the wire index,  $\sigma$  is the spin index, and  $R$  ( $L$ ) represents right (left) movers.

In terms of these bosonic fields, the fermion operators take the form

$$\psi_{n,\sigma}^{R/L} \propto e^{i(\phi_{n,\sigma}^{R/L} + k_{n,\sigma}^{R/L}x)}, \quad (17)$$

where

$$k_{n,\sigma}^\rho = -\sigma((2n - 1)k_{so} + \rho k_F^0)$$

is the appropriate Fermi-momenta in the absence of interactions and tunneling between the wires, with  $\sigma = 1$  ( $-1$ ) corresponding to spin up (down), and  $\rho = 1$  ( $-1$ ) corresponding to right (left) movers. The chiral fields satisfy the commutation relations

---

type

$$\begin{aligned} H_{t\downarrow} &= t \sum_{n=1}^{N-1} \int dx \left( \psi_{n+1,\downarrow}^{L\dagger} \psi_{n,\downarrow}^R + h.c. \right) = \\ & t \frac{k_F^0}{\pi} \sum_{n=1}^{N-1} \int dx \cos(\phi_{n+1,\downarrow}^L - \phi_{n,\downarrow}^R), \\ H_{t\uparrow} &= t \sum_{n=1}^{N-1} \int dx \left( \psi_{n+1,\uparrow}^{R\dagger} \psi_{n,\uparrow}^L + h.c. \right) = \\ & t \frac{k_F^0}{\pi} \sum_{n=1}^{N-1} \int dx \cos(\phi_{n+1,\uparrow}^R - \phi_{n,\uparrow}^L), \end{aligned} \quad (19)$$

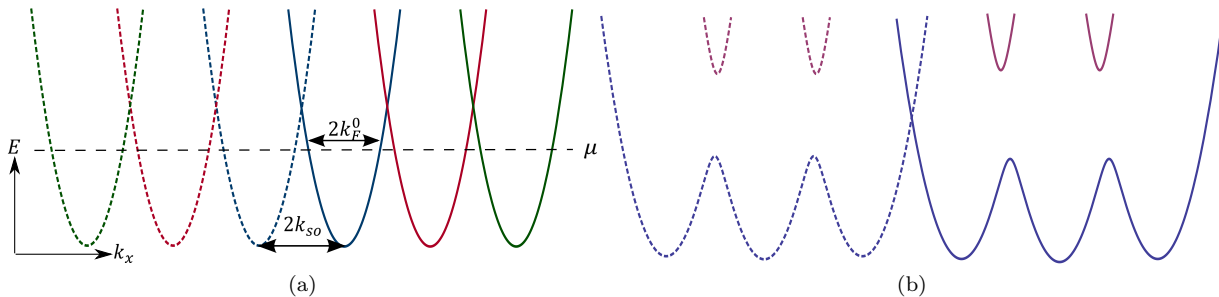


FIG. 3. (a) The spectrum of a system consisting of three wires (see Fig. (1b)) with non-interacting electrons subjected to spin orbit coupling whose magnitude depends on the wire index according to Eq. (14), when tunneling between the wires is switched off. The spectra in blue, red, and green correspond to wires number 1,2, and 3. Solid lines correspond to spin-down, and dashed lines correspond to spin-up. (b) The resulting spectrum when a weak spin-conserving tunneling amplitude is switched on between the wires. The bulk is now gapped, with helical modes localized on the edges.

are allowed by momentum conservation (these operators are represented by the arrows in Fig. (4)). Noting that these operators commute with one another, the fields within the cosines may be pinned, and therefore the bulk is gapped. These terms, however, leave 4 gapless modes on wires 1 and  $N$ :  $\phi_{1,\uparrow}^R, \phi_{1,\downarrow}^L, \phi_{N,\uparrow}^L, \phi_{N,\downarrow}^R$ . In fact, the above model is a topological insulator, and the gapless helical modes are the corresponding edge modes, protected by time-reversal symmetry and charge conservation. Although our model also has a conservation of  $S_z$ , this is not actually necessary to preserve the gapless edge modes. To completely gap out the spectrum, we have to gap out the two edges separately. This can be done using two mechanisms: proximity coupling of wire 1 and  $N$  to a superconductor which breaks charge conservation, or to a magnet which breaks time-reversal symmetry. The terms in the Hamiltonian that correspond to these cases are

$$\begin{aligned}
 H_1^S &= \Delta_1 \int dx \cos(\phi_{1,\uparrow}^R + \phi_{1,\downarrow}^L + \delta_1), \\
 H_1^F &= B_1 \int dx \cos(\phi_{1,\uparrow}^R - \phi_{1,\downarrow}^L + \beta_1), \\
 H_N^S &= \Delta_N \int dx \cos(\phi_{N,\uparrow}^L + \phi_{N,\downarrow}^R + \delta_N), \\
 H_N^F &= B_N \int dx \cos(\phi_{N,\uparrow}^L - \phi_{N,\downarrow}^R + \beta_N + 4k_{so}Nx).
 \end{aligned} \tag{20}$$

The phases  $\delta_1, \delta_N$  are the phases of the superconducting order parameter of the superconductors that couple to

the wires 1,  $N$  respectively. The phases  $\beta_1, \beta_N$  are the angles of the Zeeman fields (which lie in the  $x - y$  plane) coupling to the wires 1,  $N$  respectively, with respect to the  $x$ -axis. As the last equation shows, for the magnetic field coupled to the  $n$ 'th wire to allow for a momentum-conserving back-scattering, we must have  $\beta_N = -k_{so}Nx$ ,

i.e., the Zeeman field acting on the  $N$ 'th wire must rotate in the  $x - y$  plane at a period of  $2\pi/(k_{so}N)$ . This field then breaks translational invariance.

## 2. The fractional case - a Fractional Topological Insulator

We now consider the case  $\nu = 1/3$ , depicted diagrammatically in Fig. (5). Single electron tunneling processes of the type we considered above do not conserve momentum (see Fig. (5)) for this filling factor, and one has to consider multi-electron processes in order to gap out the bulk. The problem is simplified if one defines new chiral fermion fields in each wire according to the transformation

$$\tilde{\psi}_{n,\sigma}^{R/L} = \left(\psi_{n,\sigma}^{R/L}\right)^2 \left(\psi_{n,\sigma}^{L/R}\right)^\dagger \propto e^{i(p_{n,\sigma}^{R/L}x + \eta_{n,\sigma}^{R/L})}, \tag{21}$$

with

$$\begin{aligned}
 \eta_{n,\sigma}^{R/L} &= 2\phi_{n,\sigma}^{R/L} - \phi_{n,\sigma}^{L/R}, \\
 p_{n,\sigma}^{R/L} &= 2k_{n,\sigma}^{R/L} - k_{n,\sigma}^{L/R}.
 \end{aligned} \tag{22}$$

Strictly speaking, the operators in (21) should operate at separated yet close points in space, due to the fermionic nature of  $\psi_{n,\sigma}^{R/L}$ .

It is simple to check that

$$\left[\eta_{n\rho}^\sigma(x), \eta_{n'\rho'}^{\sigma'}(x')\right] = 3i\rho\pi\delta_{\sigma,\sigma'}\delta_{\rho,\rho'}\delta_{n,n'}\text{sign}(x-x') + i\pi\text{sign}(n-n') + \delta_{n,n'}\pi\left(\sigma_y^{\sigma,\sigma'} + 3\delta_{\sigma,\sigma'}\sigma_y^{\rho,\rho'}\right). \tag{23}$$



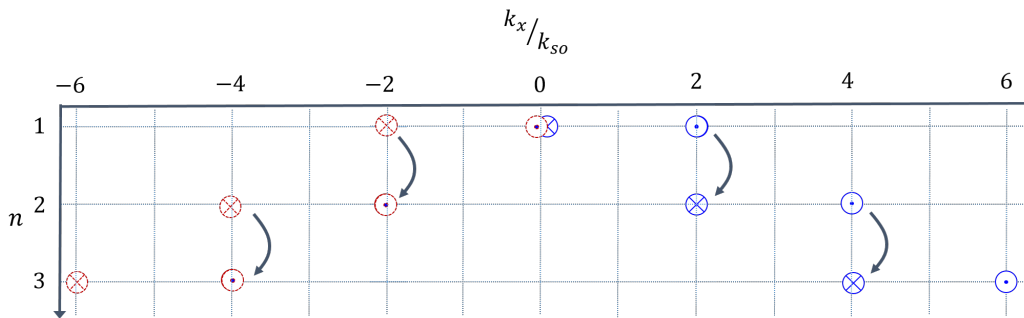


FIG. 4. A diagrammatic representation of the spectrum in the case  $\nu = 1$ . Once we linearize the spectrum around the Fermi-points, it becomes convenient to plot only the Fermi-momenta as a function of the wire index ( $n$ ). The symbol  $\odot$  ( $\otimes$ ) represents a right (left) mover. Blue (red) symbols represent the spin-down (spin-up) component. One can observe that single electron spin-conserving tunneling operators conserve momentum, and can therefore easily gap out the bulk in this case.

Eq. (23) implies that  $\tilde{\psi}$  satisfies Fermi statistics. In addition, if one draws the diagram that corresponds to the  $p$ 's, the effective Fermi-momenta of the  $\tilde{\psi}$  fields, one gets the same diagram as in the  $\nu = 1$  case (Fig. (4)). The linear transformation defined in Eq. (22) can therefore be interpreted as a mapping from  $\nu = \frac{1}{3}$  for the electrons, to  $\nu = 1$  for the fermions  $\tilde{\psi}$ . The mapping from  $\nu = 1/3$  to  $\nu = 1$  suggests a relation between the local transformation defined in Eq. (22) and the Chern-Simons transformation that attaches two flux quanta to each electron, making it a composite fermion. This relation will be explored in a future work [36]. Single- $\tilde{\psi}$  tunneling operators conserve momentum, and one can repeat the process that led to a gapped spectrum in the integer case. First, we switch on single- $\psi$  tunneling operators of the form

$$\begin{aligned}
 \tilde{H}_{t\downarrow} &= \tilde{t} \sum_{n=1}^{N-1} \int dx \left( \tilde{\psi}_{n+1,\downarrow}^{L\dagger} \tilde{\psi}_{n,\downarrow}^R + h.c. \right) = \\
 \frac{\tilde{t}}{4} \left( \frac{k_F^0}{\pi} \right)^{3N-1} &\sum_{n=1}^{N-1} \int dx \cos(\eta_{n+1,\downarrow}^L - \eta_{n,\downarrow}^R), \\
 \tilde{H}_{t\uparrow} &= \tilde{t} \sum_{n=1}^{N-1} \int dx \left( \tilde{\psi}_{n+1,\uparrow}^{R\dagger} \tilde{\psi}_{n,\uparrow}^L + h.c. \right) = \\
 \frac{\tilde{t}}{4} \left( \frac{k_F^0}{\pi} \right)^{3N-1} &\sum_{n=1}^{N-1} \int dx \cos(\eta_{n+1,\uparrow}^R - \eta_{n,\uparrow}^L). \quad (24)
 \end{aligned}$$

While these operators are simple tunneling operators in terms of the  $\psi$ -fields, they represent the multi-electron processes described by the arrows in Fig. (5). In terms of the  $\tilde{\psi}$ -fields, it is clear that one cannot write analogous interactions between electrons of opposite spins, and therefore the dominating terms are those that couple electrons with the same spins. Notice that as opposed to the integer case, these operators are irrelevant in the

weak coupling limit. However, they may be made relevant if one introduces strong repulsive interactions [9–11], or a sufficiently strong  $\tilde{t}$ .

For  $N$  wires, Eqs. (24) introduces  $2N - 2$  tunneling terms, which gap out  $4N - 4$  modes, and leave 4 gapless chiral  $\eta$ -modes on the edges. Two counter-propagating modes are at the  $j = 1$  wire, and two are at the  $j = N$  wire. Notice that the gapless  $\eta$ -fields on the edges are related to the corresponding  $\chi$ -fields defined in Sec. III A by  $\chi = \eta/3$ . Once again, these may be gapped by proximity coupling to a superconductor or a magnet. Operators of the type shown in Eq. (20), however, do not commute with the operators defined in Eq. (24). The arguments of the cosines in (20) cannot then be pinned by Eq. (24). The lowest order terms that commute with the operators in Eq. (24) are

$$\begin{aligned}
 \tilde{H}_1^S &= \tilde{\Delta}_1 \int dx \cos(\eta_{1,\uparrow}^R + \eta_{1,\downarrow}^L + \tilde{\delta}_1), \\
 \tilde{H}_1^F &= \tilde{B}_1 \int dx \cos(\eta_{1,\uparrow}^R - \eta_{1,\downarrow}^L + \tilde{\beta}_1), \\
 \tilde{H}_N^S &= \tilde{\Delta}_N \int dx \cos(\eta_{N,\uparrow}^L + \eta_{N,\downarrow}^R + \tilde{\delta}_N), \\
 \tilde{H}_N^F &= \tilde{B}_N \int dx \cos(\eta_{N,\uparrow}^L - \eta_{N,\downarrow}^R + \tilde{\beta}_N + 4k_{so}Nx). \quad (25)
 \end{aligned}$$

Again, for the magnetic coupling to gap the edge modes on the  $n$ th wire, it must wind in the  $x - y$  plane with a period of  $2\pi/(k_{so}N)$ . The electronic density is three times smaller than in the previous case, so on average there is  $1/3$  of an electron per period. Guided by the analogy between the above construction and the  $\nu = 1/3$  FQH state on a torus, we expect the ground state to have a 3-fold degeneracy.

Using the present formalism, will be able to see how this degeneracy is lifted as one goes from an infinite array to the limiting case of a few wires.

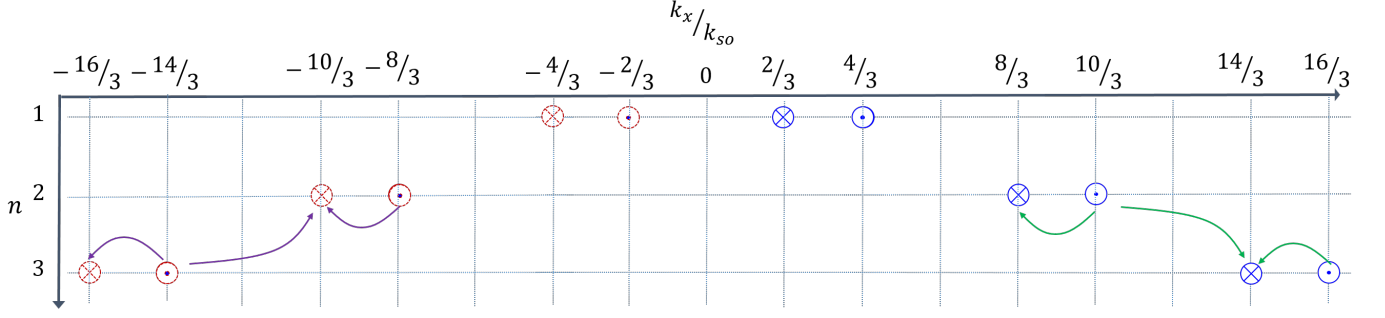


FIG. 5. A diagrammatic representations of the fractional case  $\nu = 1/3$ . Now, we find that only multi-electron processes can gap out the bulk. The processes we consider are represented by colored arrows. In terms of the composite  $\tilde{\psi}$ -fields, however, the diagram corresponding the fractional case is identical to the one corresponding to the integer case  $\nu = 1$  (Fig. (4)). In this case, the complicated multi-electron processes are transformed into single- $\tilde{\psi}$  tunneling operators. The transformation from  $\psi$  to  $\tilde{\psi}$  therefore proves very useful in analyzing the fractional case.

### 3. Ground state degeneracy in the wire construction

For simplicity, we focus first on the FF case, where the analogy to the FQHE on a torus is explicit. In this case, we define the idealized Hamiltonian as

$$H_I = \tilde{H}_K + \tilde{H}_{t\uparrow} + \tilde{H}_{t\downarrow} + \tilde{H}_1^F + \tilde{H}_N^F, \quad (26)$$

where

$$\tilde{H}_K = \frac{1}{2} \sum_n \sum_{\rho, \rho'} \sum_{\sigma, \sigma'} \int dx (\partial_x \eta_{n\rho}^\sigma) V_{\rho, \rho'}^{\sigma, \sigma'} (\partial_x \eta_{n\rho'}^{\sigma'}) \quad (27)$$

is the quadratic term that contains the non-interacting part of the Hamiltonian, and small momentum interactions (for simplicity, we consider only intra-wire small momentum interactions). We assume that all the inter-wire terms become relevant and acquire an expectation value. To investigate the properties of the ground state manifold, we define the two unitary operators

$$U_y(x) = e^{i\frac{1}{3}(\sum_{n=1}^N (\eta_{n,\uparrow}^R - \eta_{n,\uparrow}^L + \eta_{n,\downarrow}^R - \eta_{n,\downarrow}^L))} = e^{iv(x)} e^{i\frac{1}{3}(\eta_{N,\downarrow}^R - \eta_{N,\uparrow}^L + \eta_{1,\uparrow}^R - \eta_{1,\downarrow}^L)}, \quad (28)$$

$$U_x = e^{i\frac{1}{3} \int_0^L \partial_x \eta_{1,\uparrow}^R dx}. \quad (29)$$

All the  $\eta$  fields are functions of position  $x$ . The phase  $v(x)$  in Eq. (28) is given by

$$v(x) = \frac{1}{3} \left[ \sum_{n=1}^{N-1} (\eta_{n+1,\uparrow}^R - \eta_{n,\uparrow}^L) - \sum_{n=1}^{N-1} (\eta_{n+1,\downarrow}^L - \eta_{n,\downarrow}^R) \right]. \quad (30)$$

Since all the operators in the sum are pinned by the bulk Hamiltonian, they may be treated as classical fields, and their value becomes  $x$ -independent in any one of the ground states. Similarly, the combination of operators  $(\eta_{N,\downarrow}^R - \eta_{N,\uparrow}^L + \eta_{1,\uparrow}^R - \eta_{1,\downarrow}^L)$  which appears on the right side of Eq. (28) is pinned by the coupling to the boundary, and becomes independent of  $x$ . Therefore, the operators  $U_y(x)$  may be considered to be independent of  $x$  within the manifold of ground states.

Notice that the second equality in Eq. (28) shows that  $U_y(x)$  defined in terms of the wires degrees of freedom is identical to Eq. (13) (up to a phase). The form of  $U_y(x)$  shown in the first equality of Eq. (28) is useful because it allows us to express  $U_y(x)$  as a product of electronic operators:

$$U_y = e^{i(\sum_{n=1}^N (\phi_{n,\uparrow}^R - \phi_{n,\uparrow}^L + \phi_{n,\downarrow}^R - \phi_{n,\downarrow}^L))}. \quad (31)$$

where the  $x$ -dependence of the operators is omitted for brevity. It can be verified that

$$[U_y(x), U_y(x')] = 0 \quad (32)$$

and that

$$[U_x, H_I] = [U_y, H_I] = 0, \quad (33)$$

so that operating  $U_y(x)$  or  $U_x$  on a ground state leaves the system in the ground state manifold. Using Eq. (23), it can also be checked directly that

$$U_x U_y(x) = U_y(x) U_x e^{\frac{2\pi}{3}i}. \quad (34)$$

independent of  $x$ . The smallest representation of this algebra requires  $3 \times 3$  matrices [37], which shows that the ground state of the idealized Hamiltonian (26) must be at least 3-fold degenerate.

The operators  $U_y$  ( $U_x$ ) can be interpreted as the creation of a quasiparticle-quasihole pair, tunneling of the quasiparticle across the  $y$  ( $x$ ) direction of the torus and annihilating the pair at the end of the process. In fact, if we adopt this interpretation, Eq. (34) is a direct consequence of the fractional statistics of the quasiparticles [37].

A similar analysis can be carried out for the SS case.  $U_x$  is identical to the operator used in the FF case, but now  $U_y$  takes the form

$$U_y = e^{i\frac{1}{3}(\sum_{n=1}^N(\eta_{n,\uparrow}^R - \eta_{n,\uparrow}^L + \eta_{n,\downarrow}^L - \eta_{n,\downarrow}^R))}, \quad (35)$$

and the entire analysis can be repeated.

### C. The coupled wires construction of an electron-hole double layer

In this Section we explain how one can model a quantum Hall electron-hole double layer at a fractional filling factor  $\nu = 1/3$  using a set of coupled wires. Most of the analysis is very similar to the analysis presented for the fractional topological insulator, but some technical differences are worth pointing out.

We examine a system with two layers, each containing an array of wires. In one layer, the electron layer, we tune the system such that only states near the bottom of the electronic band are filled. In this case, we can approximate the spectra of the various wires as parabolas. If we add a constant magnetic field  $B$  perpendicular to the layers, and use the Landau gauge to write the electromagnetic potential as  $\mathbf{A} = -By\hat{x}$ , the entire band structure of wire number  $n$  will be shifted by an amount  $2k_\phi n$ , where  $k_\phi$  is defined as  $k_\phi = \frac{eBa}{2\hbar}$ . The energy of wire number  $n$  is therefore written in the form (if we choose the position of wire number 1 to be at  $y = a/2$ )

$$E_n(k) = \frac{(k_x - (2n-1)k_\phi)^2}{2m} + U_e, \quad (36)$$

where  $U_e$  is a constant term, and  $m$  is the effective mass. In the hole layer the bands of the various wires are nearly filled, such that we can expand the energy near the max-

imum as

$$E_n(k) = -\frac{(k_x - (2n-1)k_\phi)^2}{2m} + U_h. \quad (37)$$

In the above, we assumed that the effective masses of the electron and the hole layers have the same magnitude and opposite signs. We assume that  $U_h > U_e$ , and tune the chemical potential to be  $\mu = \frac{U_e + U_h}{2}$ . Defining  $\delta\epsilon = \frac{U_h - U_e}{2}$ , we get the spectra

$$E_n(k) - \mu = \left[ \frac{(k_x - (2n-1)k_\phi)^2}{2m} - \delta\epsilon \right] \sigma, \quad (38)$$

where  $\sigma = 1(-1)$  for the electron (hole) layer. This way the system has a built-in particle-hole symmetry in its low energy Hamiltonian. Notice that as a result of the magnetic field, the spectra of the two layers are shifted in the same direction. This is a consequence of the common origin of the electron and hole spectra from a Bloch band whose shift is determined by the direction of the magnetic field.

We define  $k_F^0 = \sqrt{2m\delta\epsilon}$ , and the filling factor is now given by  $\nu = \frac{k_F^0}{k_\phi}$ . In the case  $\nu = 1$ , the corresponding spectrum is given by Fig. (6a). As before, if we apply tunneling between adjacent wires in the same layer, we get the gapped spectrum in Fig. (6b). Furthermore, we see that each edge carries a pair of counter propagating edge modes (one for each layer).

It is straightforward to generalize this to the case of filling  $\nu = 1/3$ , shown in Fig. (6c). To treat this case, we follow exactly the same steps as in Sec. III B: we first linearize the spectrum, and write the problem in terms of the chiral bosonic degrees of freedom  $\phi_{n,\sigma}^{R/L}$ , where now  $\sigma = e, h$  represents the layer number, and  $n$  represents the wire index. To treat the fractional case, we define new chiral fields  $\eta_{n,\sigma}^{R/L} = 2\phi_{n,\sigma}^{R/L} - \phi_{n,\sigma}^{L/R}$ . Like before, it can be checked that these modes behave like modes at filling 1, so we can repeat the analysis performed in this case.

This process leaves us with two counter propagating  $\eta$ -modes on each edge:  $\eta_{1,e}^L, \eta_{1,h}^R, \eta_{N,e}^R, \eta_{N,h}^L$ . These modes can be gapped out by terms analogous to the terms in Eq. (25):

$$\begin{aligned} \tilde{H}_1^S &= \tilde{\Delta}_1 \cos(\eta_{1,e}^L + \eta_{1,h}^R + \tilde{\delta}_1), \\ \tilde{H}_1^F &= \tilde{B}_1 \cos(\eta_{1,e}^L - \eta_{1,h}^R + \tilde{\beta}_1), \\ \tilde{H}_N^S &= \tilde{\Delta}_N \cos(\eta_{N,e}^R + \eta_{N,h}^L + \tilde{\delta}_N + 4k_\phi N x), \\ \tilde{H}_N^F &= \tilde{B}_N \cos(\eta_{N,e}^R - \eta_{N,h}^L + \tilde{\beta}_N). \end{aligned} \quad (39)$$

In contrast to the case of the fractional topological insulator, here the backscattering terms conserve momentum, i.e., do not include phases that are linear in  $x$ . Rather, the superconducting term  $\tilde{H}_N^S$  appears not to conserve

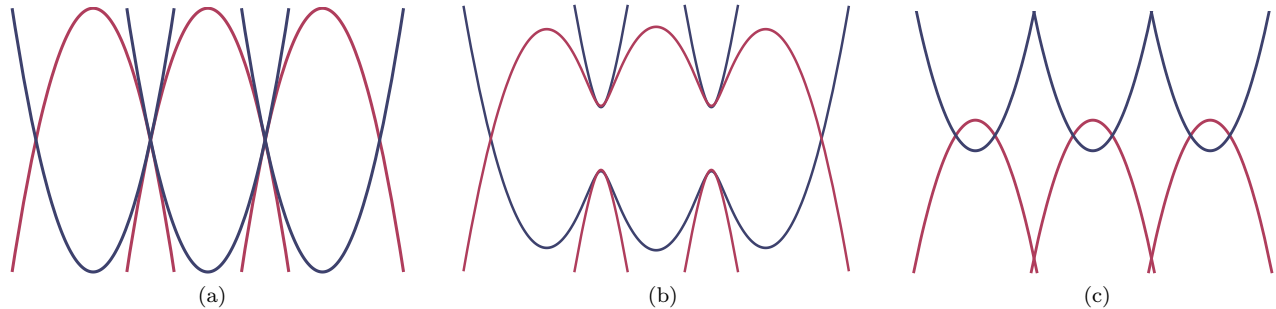


FIG. 6. (a) The spectrum of the wires model for an electron-hole double layer at filling  $\nu = 1$  when all the inter-wire terms are switched off. The spectra in blue correspond to wires in the electron layer, and the spectra in red correspond to wires in the hole layer. (b) The spectrum when tunneling between wires in the same layer is switched on. A gap is formed in the bulk, and we get achiral edge modes. (c) The spectrum in the fractional case  $\nu = 1/3$ .

momentum. However, the flux between the two superconductors will lead to a winding of the phase difference between them, which can cancel the  $x$ -dependent phase of  $H_N^S$ .

Let us first consider the situation where the bounding superconductor wires are thin enough that there are no vortices inside them. The energy of a superconducting ring is minimized when  $\Delta\phi$ , the change in the superconducting phase around the ring is equal to  $2e\Phi$ , where  $\Phi$  is the magnetic flux enclosed by a circle embedded at the center of the wire. The value of  $\Delta\phi$  is quantized in multiples of  $2\pi$ , and in practice there may exist a number of metastable states where it differs from  $2e\Phi$  by a finite amount and the wire carries a supercurrent around its circumference. Let us consider a model where there is a distance  $a'$  between the center of the innermost superconductor and the center of our first electron-hole nanowire and a similar separation between the  $N$ th nanowire and the outer superconductor. If the centers of the nanowires are separated from each other by a distance  $a$ , then the flux  $\Phi$  is equal to  $BaL_x(N-1+2(a'/a))$ . In this case, if the superconductors are in their ground states, we get  $\tilde{\delta}_1 = (-2 + 4\frac{a'}{a})k_\phi x + \tilde{\delta}_1^0$  and  $\tilde{\delta}_N = -(4N - 2 + 4\frac{a'}{a})k_\phi x + \tilde{\delta}_N^0$ , where  $\tilde{\delta}_{1(N)}^0$  do not depend on  $x$ . If  $a'$  is tuned to  $a' = a/2$ , the oscillating phases are eliminated from Eq. (39).

If  $a'$  differs from  $a/2$ , it may be still possible to gap out the edges. If the phase mismatch is small, and if coupling to the superconductor is not too weak, then there can be an adjustment of the electron and hole occupations in the nanowires nearest the two edges, which allows the phase change around the nanowires to match the phase change in the superconductors. The energy gain due to formation of a gap can exceed the energy cost of altering the charge densities in the nanowires.

If the difference between  $a'$  and  $a/2$  is too large, then carrier densities in the inner and outer nanowires will not change enough to satisfy the phase matching condition. In this case, a variation of the magnetic field of order

$1/N$  would eliminate the  $x$ -dependence of the phases at the cost of introducing quantum Hall quasiparticles in the bulk of the system. For large  $N$ , the density of these quasiparticles will be small. Presumably they will become localized and not take the system out of the quantum Hall plateau.

We note that the separation  $a'$  can be engineered, and, in principle can even be made negative. Consider, for example, a situation where the superconducting wire sits above the plane of the nanowires, so that depending on the shape of a cross-section of the wire, its center of gravity may sit inside or outside of the line of contact to the outermost nanowire.

The situation is more complicated if the superconductors are thick enough that they contain vortices in the presence of the applied magnetic field. If the vortices are effectively pinned, however, it should be possible to achieve conditions where the electron-hole system is gapped and experiments such as Josephson current measurements can be performed.

The degeneracy of the ground states in both the SS and FF cases may be shown by defining the two operators  $U_x$  and  $U_y$  in exactly in the same form as we did in Sec. III B 3 (with  $\downarrow \rightarrow e$  and  $\uparrow \rightarrow h$ ), and following the same analysis.

#### IV. MEASURABLE IMPRINT OF THE TOPOLOGICAL DEGENERACY IN QUASI-ONE DIMENSIONAL SYSTEMS

We now look at the quantum Hall double-layer system with  $\nu = \pm 1/3$ . As long as the bulk gap does not close, in the limit of infinite  $L_x$  and infinite  $N$  (or  $L_y$ ) we expect deviations from the idealized Hamiltonian not to couple the three ground states. When  $N$  and  $L_y$  are finite and  $L_x$  is still infinite, coupling does occur, and the degeneracy is lifted.

Generally, hermitian matrices operating within the  $3 \times 3$  subspace of ground states of the idealized Hamiltonian may all be written as combination of nine unitary

matrices  $O_{j,k}$

$$\Delta H = \sum_{(j,k)=(-1,-1)}^{(1,1)} \lambda_{j,k} O_{j,k}. \quad (40)$$

where

$$O_{jk} = U_x^j U_y^k. \quad (41)$$

and  $\lambda_{jk} = \lambda_{-j,-k}^* e^{-\frac{i2\pi jk}{3}}$ . Note that a direct consequence of Eq. (34) is that  $U_x^3 = U_y^3 = 1$  (this can most easily be understood by recalling that the operators transport quasiparticles across the torus. Acting three times with each of them is equivalent to transporting an electron around the torus, which cannot take us from one ground state to another). However, in the limit of infinite  $L_x$  local operators cannot distinguish between states of different fractional charges, and therefore cannot contain the operator  $U_x$ . Thus, up to an unimportant constant originating from  $\lambda_{00}$ , deviations from the idealized Hamiltonian (projected to the ground state manifold) take the form of Eq. (4):

$$\Delta H = \lambda U_y + \lambda^* U_y^\dagger, \quad (42)$$

The coefficient  $\lambda$  may be expressed as an integral,

$$\lambda = \int dx T(x), \quad (43)$$

and we expect that the absolute value of the amplitude  $T(x)$  should fall off exponentially with  $N$ , as discussed in Section II B. One can see this explicitly in the various models we have constructed from coupled wires. For example, in the case of a fractional topological insulator with magnetic boundaries, the operator  $U_y$ , according to (32) and (17) involves a product of factors involving four electronic creation and annihilation operators on each of the  $N$  wires. The bare Hamiltonian contains only four-fermion operators on a single wire, and two-fermion operators that connect adjacent wires, with an amplitude  $t$  that we consider to be small. The operator  $U_y$  can only be generated by higher orders of perturbation theory, in which the microscopic tunneling amplitude  $t$  occurs at least  $2N$  times. In our analysis, we have assumed that interaction strengths on a single wire are comparable to the Fermi energy  $E_F$ , so we expect  $T$  to be of order  $|t/E_F|^{2N}$  or smaller. Similar arguments apply to the other cases of superconducting boundaries or electron-hole wires. We also note that if the system is time-reversal invariant, we must have  $T = T^*$ .

The phase of  $T(x)$  depends on the realization - electron-hole quantum Hall *vs.* fractional topological insulator - and on the gapping mechanism - two superconductors or two magnets. We start from the case of the fractional topological insulator gapped by two supercon-

ductors. Eqs. (25) shows that for the edges to be gapped, the superconductors on the two edges should have uniform phases  $\tilde{\delta}_1, \tilde{\delta}_N$ . We choose a gauge where  $\tilde{\delta}_1 = 0$  and denote  $\varphi = \tilde{\delta}_N$  to be the phase difference.

In the case of a fractional topological insulator, the proximity gapping terms are

$$\begin{aligned} \tilde{H}_1^S &= \tilde{\Delta}_1 \int dx \cos(\eta_{1,\uparrow}^L + \eta_{1,\downarrow}^R + \varphi), \\ \tilde{H}_N^S &= \tilde{\Delta}_N \int dx \cos(\eta_{N,\uparrow}^R + \eta_{N,\downarrow}^L) \end{aligned} \quad (44)$$

(note that these terms involve coupling to the superconductor, and we therefore have  $\tilde{\Delta}_{1(N)} \propto |\Delta_{1(N)}|$ , where  $\Delta_{1(N)}$  are the corresponding superconducting order parameters). We define new bosonic fields through the additional transformation

$$\tilde{\eta}_{1,\uparrow}^L = \eta_{1,\uparrow}^L + \frac{\varphi}{2}, \quad \tilde{\eta}_{1,\downarrow}^R = \eta_{1,\downarrow}^R + \frac{\varphi}{2}, \quad (45)$$

and  $\tilde{\eta}_{n,\sigma}^\rho = \eta_{n,\sigma}^\rho$  for all the other values of  $n, \sigma, \rho$ . If we rewrite the Hamiltonian in terms of the new fields, the phase  $\varphi$  is eliminated from the idealized Hamiltonian. However, this modifies the operator  $U_y$  (defined in Eq.(28)), which now takes the form

$$U_y = e^{i\frac{\varphi}{3}(\sum_{n=1}^N (\tilde{\eta}_{n,\uparrow}^R - \tilde{\eta}_{n,\uparrow}^L + \tilde{\eta}_{n,\downarrow}^L - \tilde{\eta}_{n,\downarrow}^R))} e^{i\frac{\varphi}{3}}. \quad (46)$$

Thus, a non-zero phase difference  $\varphi$  shifts the argument of  $\lambda$  in Eq. (42) by  $\frac{\varphi}{3}$ . In the time reversal symmetric case  $\lambda$  is real, and we find, by diagonalizing  $\Delta H$ , that

$$\begin{aligned} \Delta E_1 &= 2\lambda L_x \cos\left(\frac{\varphi}{3}\right), \\ \Delta E_2 &= 2\lambda L_x \cos\left(\frac{\varphi - 2\pi}{3}\right), \\ \Delta E_3 &= 2\lambda L_x \cos\left(\frac{\varphi + 2\pi}{3}\right). \end{aligned} \quad (47)$$

The resulting spectrum as a function of  $\varphi$  is depicted in Fig. (2).

At  $\varphi = \pi n$  the degeneracy is not completely lifted, as two states remain 2-fold degenerate. These states are not coupled by the low energy Hamiltonian (42) and the lifting of their degeneracy requires terms of  $j \neq 0$  in (41). Such terms distinguish between states of different edge charges  $f_i$  and originate from tunneling between the three physically distinct minima of the potential (9). The amplitude for tunneling, and hence the splitting, is proportional to  $e^{-S}$ , with  $S$  the imaginary action corresponding to the tunneling trajectory. Due to the integration over  $x$  in the Hamiltonian, this action is linear in  $L_x$ , and hence the tunneling amplitude scales as  $e^{-(L_x/\xi_x)}$ . Neglecting this splitting, Eq. (47) shows that all eigenstates have a  $6\pi$  periodicity. A measurement of the Josephson current, given by the derivative of the energy with respect to  $\varphi$ , can detect the  $6\pi$ -periodicity. Due to the exponentially small splitting at the crossing points, this property can



be observed by changing the flux at a rate that is not slow enough to follow this splitting.

Note that the  $6\pi$ -periodic component of the spectrum is completely determined by Eq. (34). This part of the spectrum is therefore highly insensitive to the microscopic details, and can serve as a directly measurable imprint of the topological degeneracy with only a few wires. There will also be a contribution from ordinary Cooper pair tunneling between the superconductors, which does not distinguish between the ground states and has  $2\pi$  periodicity. This term will alter the detailed shapes of the three spectra but not their splitting or periodicity. In the case where time reversal symmetry does not hold,  $\lambda$  is not necessarily real. Consequently, the spectrum in Eq. (47) is shifted according to  $\varphi \rightarrow \varphi + \text{Arg}(\lambda)$ , and the crossing points are not constrained to be at  $\varphi = \pi n$ .

Similar results arise in the FF case for a quantum Hall electron-hole double layer. Now, the angle  $\varphi$  is the relative orientation angle of the Zeeman fields (which lies in the  $x-y$  plane). To be precise, if we fix the Zeeman field at wire number  $N$  to point at the  $x$  direction, and the field at wire number 1 to have an angle  $\varphi$  relative to the  $x$  direction, we get the proximity terms

$$\begin{aligned}\tilde{H}_1^F &= \tilde{\lambda}_{1F} \int dx \cos(\eta_{1,\uparrow}^L - \eta_{1,\downarrow}^R + \varphi), \\ \tilde{H}_N^F &= \tilde{\lambda}_{NF} \int dx \cos(\eta_{N,\uparrow}^R - \eta_{N,\downarrow}^L).\end{aligned}\quad (48)$$

Similar to Eq. (45), we define new bosonic fields through the transformation

$$\tilde{\eta}_{1,\uparrow}^L = \eta_{1,\uparrow}^L + \frac{\varphi}{2}, \quad \tilde{\eta}_{1,\downarrow}^R = \eta_{1,\downarrow}^R - \frac{\varphi}{2}, \quad (49)$$

and  $\tilde{\eta}_{n,\sigma}^{\rho} = \eta_{n,\sigma}^{\rho}$  for the other fields. Again, the gapping term acting on the  $N$ 'th wire returns to its original form (with  $\varphi = 0$ ), but  $U_y$  becomes  $U_y e^{i\frac{\varphi}{2}}$ . Therefore, the spectrum as a function of  $\varphi$  is identical to the spectrum found in the SS case.

In the other two cases, the situation is more complicated, since  $\varphi$  depends on  $x$ . For the quantum Hall electron-hole double layer gapped by superconductors  $\varphi$  increases linearly with  $x$ , due to the flux penetrating the junction between the two superconductors. For the fractional topological insulator gapped by magnets, Eq. (25) requires that  $\beta_N$  increases linearly with  $x$ . In both cases, this winding leads to  $\lambda = \int dx |t(x)| e^{i2\pi n x/L + i\varphi}$ , with  $n$  an integer. A uniform tunneling amplitude  $|t(x)|$  then leads to a vanishing  $\lambda$ , while non-uniformity allows for a non-vanishing  $\lambda$ .

## V. EXTENSIONS TO OTHER ABELIAN STATES

We have shown above that it is possible effectively realize experimentally the  $\nu = \frac{1}{3}$  FQHE state on a torus, and that by measurement of the Josephson effect in the

resulting construction we can directly measure the corresponding topological degeneracy. In this section we extend the above results to other Abelian FQHE states.

For a FQHE state described by a  $M \times M$   $K$ -matrix, there is a ground state degeneracy of  $d = \det K$  on a torus, and  $d$  topologically distinct quasiparticles. Each quasiparticle is a multiple of the minimally charged quasiparticle, whose charge is  $e^* = \frac{e}{d}$ .

Repeating the analysis we carried out in Sec. III, we consider an electron-hole double layer system or a fractional topological insulator, and couple the counter-propagating edge modes. Since there are now  $M$  pairs of counter-propagating modes on each edge, we need  $m$  scattering terms. We assume that these terms are all mutually commuting, that they are either all charge-conserving or all superconducting, and that the  $M$  edge modes of each layer (spin-direction) are mutually coupled. Under these assumptions, each of the four edges is characterized by one quantum number - the fractional part of the total charge  $f_i$  (with  $i = 1, \dots, 4$ ), which may take the values  $-\frac{d-1}{2d}, -\frac{d-3}{2d}, \dots, \frac{d-1}{2d}$ . Similar to the case where  $\nu = 1/3$ , the requirements of a total integer charge for each layer or spin direction, together with the mechanism of gapping and the requirement to minimize the energy of the edge Hamiltonians, relate all values of  $f_i$  to one another.

We work in a basis  $|f\rangle$  where the fractional charges  $f_i$  are well defined. We define the unitary operator  $U_y$  which transfers a single minimally charged quasiparticle, analogously to the operator defined before, such that  $U_y |f\rangle = |(f + e^*/e) \bmod(1)\rangle$ . It follows that  $U_y^d |f\rangle = |(f + le^*/e) \bmod(1)\rangle$ , and that  $U_y^d = 1$ . We therefore have in general

$$(U_y^l)^\dagger = U_y^{d-l}. \quad (50)$$

Again, in the quasi-1D limit where  $L_x$  is infinite and  $N$  is finite, Hermitian combinations of the operators  $U_y^l$  are the only operators capable of lifting the degeneracy. The amplitude of these terms falls exponentially with  $N$ . In order to analyze the effects of these perturbations we consider terms of the form

$$\Delta H = \sum_{l=1}^{(d-1)/2} (\lambda_l U_y^l e^{i\delta_l} + h.c.), \quad (51)$$

where  $\lambda_l \propto e^{-N/\xi_l}$  is a real coefficient (note that we expect terms with  $l > 1$  to result from higher orders in  $e^{-N}$ . More specifically, we expect  $\xi_l \propto \frac{1}{l}$ ). The summation was terminated at  $(d-1)/2$  because of Eq. (50) and the requirement that the Hamiltonian is hermitian. Again, the resulting spectrum depends on the realization, the gapping mechanism, and the uniformity of the tunneling amplitude. This dependence is similar to the one discussed for  $\nu = 1/3$ . For example, for uniform tunneling between two superconductors separated by a fractional topological insulator, a relative phase  $\varphi$  between the two

superconductors translates to  $\delta_l = \varphi \frac{e^*}{e} l$ .

The spectrum of this Hamiltonian for the time reversal symmetric case is then

$$\Delta E_p = 2 \sum_{l=1}^{(d-1)/2} \lambda_l \cos \left( \frac{l}{d} (\varphi + 2p\pi) \right), \quad (52)$$

with  $p = 1 \dots d$ . Each eigenstate has a  $2\pi d$ -periodicity, and like the  $\nu = 1/3$  case we find that the overall periodicity is  $2\pi$  times the degeneracy of the system in the thermodynamic limit. In addition, similar to the  $\nu = 1/3$  case, at the time-reversal invariant points  $\varphi = \pi n$ , we have degeneracy points protected by the length of the wires. For example, at  $\varphi = 0$ , we have  $\frac{d-1}{2}$  pairs of states  $|p\rangle, |d-p\rangle$  ( $p = 1, \dots, \frac{d-1}{2}$ ) which have the same energy. It can easily be checked from Eq. (52) that the same number of crossings occurs for any  $\varphi = \pi n$ . Hence if the spectrum is measured, the degeneracy  $d$  can be found by simply counting the number of crossing points at  $\varphi = \pi n$ . Note that due to the terms with  $l > 1$ , we can have additional crossing points at  $\varphi \neq \pi n$ . Again, if time reversal symmetry does not hold the crossing points can be shifted. One can still show that in the most general case there must be at least the same number of crossing points as the number of crossing points at  $\varphi = \pi n$  in the time reversal invariant case. The smallest number of degeneracy points occurs when the functions  $\Delta E_p$  have a single maximum and a single minimum between 0 and  $2\pi d$ . In that case, the energies that correspond to two different values of  $p$  must cross at two points between 0 and  $2\pi d$ . We therefore have 2 crossing points for each pair  $p_1, p_2$ . The total number of degeneracy points, summed over all the pairs  $p_1, p_2$  is therefore  $2 \binom{d}{2} = d(d-1)$ , which is the number of crossing points at all the values  $\varphi = \pi n$  in the time reversal invariant case. Depending on the values of  $\lambda_l$ , we may have more than a single minimum and a single maximum, in which case we can get additional crossing points.

As an example we examine the case  $\nu = 2/5$ , which can be characterized by the  $K$ -matrix

$$K = \begin{pmatrix} 3 & 2 \\ 2 & 3 \end{pmatrix}. \quad (53)$$

The degeneracy on a torus in this case is  $d = 5$  and the spectrum (in the time reversal invariant case) is

$$\Delta E_p = 2\lambda_1 \cos \left( \frac{1}{5} (\varphi + 2p\pi) \right) + 2\lambda_2 \cos \left( \frac{2}{5} (\varphi + 2p\pi) \right), \quad (54)$$

with  $p = 1 \dots 5$ . If we take for example  $\lambda_2/\lambda_1 = 0.2$ , the resulting spectrum is shown in Fig. (7).

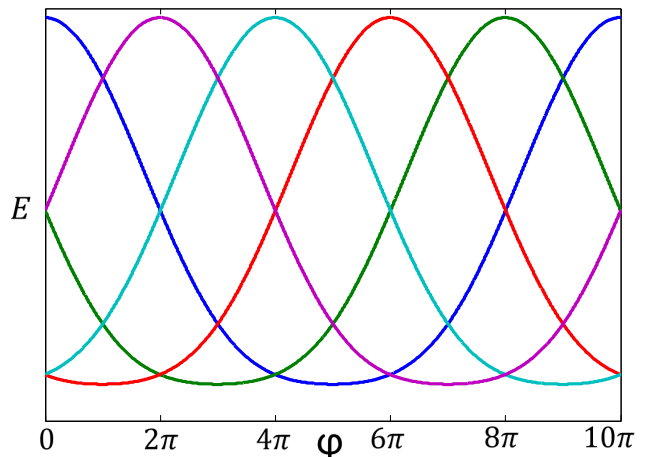


FIG. 7. The spectrum corresponding to  $\nu = 2/5$  with  $\lambda_2/\lambda_1 = 0.2$  as a function of the relative phase difference  $\varphi$ . The periodicity of each eigenstate is  $10\pi$ . At the points  $\varphi = \pi n$ , we find two crossing points whose splitting falls exponentially with  $L_x$ .

## VI. CONCLUSIONS

The topological degeneracy on a torus is perhaps the defining property of a fractionalized phase, and the most prominent signature of a topological order. As such, it is unfortunate that for the most accessible fractionalized phase - the Fractional Quantum Hall effect - it is impossible to directly create a toroidal geometry, that requires magnetic monopoles. In this work we study two annular geometries that are topologically equivalent to that of a torus. One geometry is based on an electron-hole double layer where the electrons and the holes are at fractional quantum Hall states of opposite filling fractions. The other is based on a fractional topological insulator at which the two spin directions of the electrons are at fractional quantum Hall states of opposite filling fractions. Both geometries carry counter-propagating edge modes on the interior and the exterior edges of the annuli, and these edge modes may be coupled and gapped in two mechanisms - back-scattering and proximity coupling to superconductors.

Considering the two dimensional regime where the annuli are too wide to have a significant coupling between the interior and the exterior edges, we established here the topological degeneracy that characterizes each of the geometries we consider, and their dependence on the gapping mechanism on each of the edges. Furthermore, we used the quantum number of the fractional charge or dipole on each of the edges to characterize the ground states.

In the regime where the annuli are narrow such that the interior and the exterior are coupled, the degenerate ground states split in energy. Searching for remnants of the topological order that survive the transition to the quasi-one dimensional regime, we studied the dependence of the spectrum of split ground states as a function of the

phase difference between the two superconductors or the relative angle between the direction of magnetization of the two magnets. We find that the spectrum includes points in which the splitting is exponentially small in the circumference of the annulus, and thus is not split when the width becomes small.

At finite temperature there will be thermally excited pairs of quasiparticles and quasiholes in the bulk. When reaching the edge, these excitations carry the potential of introducing transitions between the states that cross at Figs. (2) and (7). The density of these quasiparticles and the resulting transition rates are expected to be exponentially small at low temperatures.

The spectra of Figs. (2) and (7) give rise to a remarkable experimental consequence. As long as experiments are done on timescales at which the exponentially small transitions between states at the crossing points may be neglected, the Josephson effects give a  $2\pi d$ -periodicity, where  $d$  is degeneracy in the 2D thermodynamic limit. Despite the fact that the degeneracy was lifted in the quasi-1D regime, it leaves an imprint in the Josephson effect.

## ACKNOWLEDGMENTS

We are indebted to Erez Berg and Eran Sela for insightful and important conversations. This work was supported by Microsoft's Station Q, the US-Israel Binational Science Foundation, the Israeli Science Foundation (ISF), the Minerva foundation, and the European Research Council under the European Community's Seventh Framework Program (FP7/2007-2013)/ERC Grant agreement No. 340210.

## Appendix A: Projection of Hermitian matrices onto the ground state manifold

In section IV we stated that hermitian matrices operating within the  $3 \times 3$  subspace of ground states of the idealized Hamiltonian may all be written as a combination of nine unitary matrices as in Eq. (40). In this appendix we prove this statement. To do so, we show that

any operator acting on this subspace can be written as a combination of  $O_{j,k}$ . It follows that in particular any hermitian operator can be written in the form shown in Eq. (40), if the constraint  $\lambda_{jk} = \lambda_{-j,-k}^* e^{-\frac{i2\pi jk}{3}}$  is imposed.

The operator  $U_x$  defined in Eq. (29) measures the charge on the edge modes. We expect that it will have three eigenvalues corresponding to edge charges equal to  $0, 1/3$ , and  $-1/3$ . We denote the eigenstate with zero charge on the edge by  $|0\rangle$ . In addition we introduce the notation:  $|1\rangle = U_y |0\rangle$  and  $|-1\rangle = U_y |1\rangle = U_y^2 |0\rangle$ .

By definition  $U_x |0\rangle = |0\rangle$  and it is easy to check, using

the identity  $U_x U_y = e^{i\alpha} U_y U_x$ ,  $\alpha = 2\pi/3$ , that:

$$U_x |1\rangle = U_x U_y |0\rangle = e^{i\alpha} U_y U_x |0\rangle = e^{i\alpha} U_y |0\rangle = e^{i\alpha} |1\rangle \quad (\text{A1})$$

and similarly we find

$$U_x |-1\rangle = e^{2i\alpha} |-1\rangle = e^{-i\alpha} |-1\rangle. \quad (\text{A2})$$

The set  $|-1\rangle, |0\rangle, |1\rangle$  forms a complete basis for the  $3 \times 3$  subspace of ground states so that any operator  $\hat{O}$ , projected onto this subspace, can be written in this basis as:

$$\hat{O} = \sum_{j,l=-1,0,1} |j\rangle \langle j| O |l\rangle \langle l|. \quad (\text{A3})$$

Since

$$U_x = e^{-i\alpha} |-1\rangle \langle -1| + |0\rangle \langle 0| + e^{+i\alpha} |1\rangle \langle 1| \quad (\text{A4})$$

we find that (notice that  $\cos \alpha = \cos 2\alpha$  for  $\alpha = 2\pi/3$ )

$$|0\rangle \langle 0| = (U_x + U_x^\dagger - 2 \cos \alpha \mathbb{1}) / (2(1 - \cos \alpha)) \quad (\text{A5})$$

with  $\mathbb{1} = |-1\rangle \langle -1| + |0\rangle \langle 0| + |1\rangle \langle 1|$  being a unit matrix in the  $3 \times 3$  subspace. All the other  $|j\rangle \langle l|$  operators in the expansion of Eq. (A3) can be obtained by multiplying the presentation of  $|0\rangle \langle 0|$  in Eq. (A5) by  $U_y$  or  $U_y^\dagger$  from left or right. For example:

$$|1\rangle \langle 0| = U_y |0\rangle \langle 0| = U_y U_x + U_y U_x^\dagger - 2 \cos \alpha U_y. \quad (\text{A6})$$

Hence the expansion of Eq. (40) follows.

- 
- [1] X. G. Wen and Q. Niu, *Phys. Rev. B* **41**, 9377 (1990).
  - [2] E. J. Bergholtz and A. Karlhede, *Phys. Rev. Lett.* **94**, 026802 (2005).
  - [3] E. J. Bergholtz and A. Karlhede, *J. Stat. Mech. Theor. Exp.* **2006**, L04001 (2006).
  - [4] A. Seidel, H. Fu, D.-H. Lee, J. M. Leinaas, and J. Moore, *Phys. Rev. Lett.* **95**, 266405 (2005).
  - [5] M. Levin and A. Stern, *Phys. Rev. Lett.* **103**, 196803 (2009).
  - [6] J. Klinovaja and Y. Tserkovnyak, *Phys. Rev. B* **90**, 115426 (2014).
  - [7] E. Sagi and Y. Oreg, *Phys. Rev. B* **90**, 201102(R) (2014).
  - [8] C. L. Kane and E. J. Mele, *Phys. Rev. Lett.* **95**, 226801 (2005).
  - [9] C. L. Kane, R. Mukhopadhyay, and T. C. Lubensky, *Phys. Rev. Lett.* **88**, 036401 (2002).
  - [10] J. C. Y. Teo and C. L. Kane, *Phys. Rev. B* **89**, 085101 (2014).

- [11] Y. Oreg, E. Sela, and A. Stern, *Phys. Rev. B* **89**, 115402 (2014).
- [12] T. Neupert, C. Chamon, C. Mudry, and R. Thomale, *Phys. Rev. B* **90**, 205101 (2014).
- [13] J. Klinovaja and D. Loss, *Phys. Rev. B* **90**, 045118 (2014).
- [14] J. Klinovaja and D. Loss, *Phys. Rev. Lett.* **112**, 246403 (2014).
- [15] C. P. Orth, R. P. Tiwari, T. Meng, and T. L. Schmidt, (2014), [arXiv:1405.4353](https://arxiv.org/abs/1405.4353).
- [16] R. V. Gorbachev, A. K. Geim, M. I. Katsnelson, K. S. Novoselov, T. Tudorovskiy, I. V. Grigorieva, A. H. MacDonald, S. V. Morozov, K. Watanabe, T. Taniguchi, and L. A. Ponomarenko, *Nat. Phys.* **8**, 896 (2012).
- [17] A. Kou, B. E. Feldman, A. J. Levin, B. I. Halperin, K. Watanabe, T. Taniguchi, and A. Yacoby, *Science (New York, N.Y.)* **345**, 55 (2014).
- [18] J. Eisenstein, *Annu. Rev. Condens. Matter Phys.* **5**, 159 (2014).
- [19] V. Mourik, K. Zuo, S. M. Frolov, S. R. Plissard, E. P. A. M. Bakkers, and L. P. Kouwenhoven, *Science* **336**, 1003 (2012).
- [20] A. Das, Y. Ronen, Y. Most, Y. Oreg, M. Heiblum, and H. Shtrikman, *Nat. Phys.* **8**, 887 (2012).
- [21] M. T. Deng, C. L. Yu, G. Y. Huang, M. Larsson, P. Caroff, and H. Q. Xu, *Nano Lett.* **12**, 6414 (2012).
- [22] B. A. Bernevig, T. L. Hughes, and S.-C. Zhang, *Science* **314**, 1757 (2006).
- [23] M. König, S. Wiedmann, C. Brüne, A. Roth, H. Buhmann, L. W. Molenkamp, X.-L. Qi, and S.-C. Zhang, *Science* **318**, 766 (2007).
- [24] C. Liu, T. L. Hughes, X.-L. Qi, K. Wang, and S.-C. Zhang, *Phys. Rev. Lett.* **100**, 236601 (2008).
- [25] A. Roth, C. Brüne, H. Buhmann, L. W. Molenkamp, J. Maciejko, X.-L. Qi, and S.-C. Zhang, *Science* **325**, 294 (2009).
- [26] K. C. Nowack, E. M. Spanton, M. Baenninger, M. König, J. R. Kirtley, B. Kalisky, C. Ames, P. Leubner, C. Brüne, H. Buhmann, L. W. Molenkamp, D. Goldhaber-Gordon, and K. A. Moler, *Nat. Mater.* **12**, 787 (2013).
- [27] L. Du, I. Knez, G. Sullivan, and R.-R. Du, (2013), [arXiv:1306.1925](https://arxiv.org/abs/1306.1925).
- [28] E. M. Spanton, K. C. Nowack, L. Du, G. Sullivan, R.-R. Du, and K. A. Moler, *Phys. Rev. Lett.* **113**, 026804 (2014).
- [29] I. Knez, R.-R. Du, and G. Sullivan, *Phys. Rev. Lett.* **109**, 186603 (2012).
- [30] S. Hart, H. Ren, T. Wagner, P. Leubner, M. Mühlbauer, C. Brüne, H. Buhmann, L. W. Molenkamp, and A. Yacoby, (2013), [arXiv:1312.2559](https://arxiv.org/abs/1312.2559).
- [31] V. S. Pribiag, A. J. A. Beukman, F. Qu, M. C. Cassidy, C. Charpentier, W. Wegscheider, and L. P. Kouwenhoven, (2014), [arXiv:1408.1701](https://arxiv.org/abs/1408.1701).
- [32] J. Nilsson, A. R. Akhmerov, and C. W. J. Beenakker, *Phys. Rev. Lett.* **101**, 120403 (2008).
- [33] L. Jiang, D. Pekker, J. Alicea, G. Refael, Y. Oreg, A. Brataas, and F. von Oppen, *Phys. Rev. B* **87**, 075438 (2013).
- [34] F. Pientka, L. Jiang, D. Pekker, J. Alicea, G. Refael, Y. Oreg, and F. von Oppen, *New J. Phys.* **15**, 115001 (2013).
- [35] S. L. Sondhi and K. Yang, *Phys. Rev. B* **63**, 054430 (2001).
- [36] E. Sagi, Y. Oreg, and A. Stern (unpublished).
- [37] C. Nayak, A. Stern, M. Freedman, and S. Das Sarma, *Rev. Mod. Phys.* **80**, 1083 (2008).