

A Factorization Scheme for Some Discrete Hartley Transform Matrices

H. M. de Oliveira*

R. J. Cintra†

R. M. Campello de Souza‡

Abstract

Discrete transforms such as the discrete Fourier transform (DFT) and the discrete Hartley transform (DHT) are important tools in numerical analysis, signal processing, and statistical methods. The successful application of transform techniques relies on the existence of efficient fast transforms. In this paper some fast algorithms are derived. The theoretical lower bound on the multiplicative complexity for the DFT/DHT are achieved. The approach is based on the factorization of DHT matrices. Algorithms for short blocklengths such as $N \in \{3, 5, 6, 12, 24\}$ are presented.

Keywords

Discrete Hartley transform, fast algorithms, small blocklength

1 INTRODUCTION

Discrete transforms defined over finite or infinite fields have been playing a relevant role in numerical analysis. A striking example is the discrete Fourier Transform, which has found applications in several areas. Another relevant example concerns the discrete Hartley transform (DHT) [1], the discrete version of the integral transform introduced by Hartley in [2]. Besides its numerical side appropriateness, the DHT has proven over the years to be a powerful tool [3, 4, 5]. A decisive factor for applications of the DFT has been the existence of fast transforms (FT) for computing it [6]. Fast Hartley transforms also exist and are deeply connected to the DHT applications [7, 8]. Recent promising applications of discrete transforms concern the use of finite field Hartley transforms [9] to design digital multiplex systems, efficient multiple access systems [10] and multilevel spread spectrum sequences [11].

Discrete transforms presenting a low multiplicative complexity have been an object of interest for a long time. Very efficient algorithms such as the Prime Factor Algorithm (PFA) or Winograd Fourier Transform Algorithm (WFTA) have also been used [12, 13]. The minimal multiplicative complexity, $\mu(\cdot)$, of the one-dimensional DFT for all possible sequence lengths, N , can be computed by converting the DFT into a set of multi-dimensional cyclic convolutions. A lower bound on the multiplicative complexity of a DFT is given in [14, Theorem 5.4, p. 98]. The values of $\mu_{DFT}(N)$ for some short blocklengths are given in Table 1 (some local minima of μ).

The discrete Hartley transform of a signal v_i , $i = 0, 1, 2, \dots, N - 1$ is defined by

$$V_k \triangleq \sum_{i=0}^{N-1} v_i \operatorname{cas}\left(\frac{2\pi ki}{N}\right), \quad k = 0, 1, \dots, N - 1, \quad (1)$$

*H. M. de Oliveira was with Departamento de Eletrônica e Sistemas, Universidade Federal de Pernambuco (UFPE). He is currently with the Signal Processing Group, Departamento de Estatística, Universidade Federal de Pernambuco. Email: hmo@ufpe.br

†R. J. Cintra was with the Communications Research Group, Departamento de Eletrônica e Sistemas, Universidade Federal de Pernambuco. He is currently with the Signal Processing Group, Departamento de Estatística, Universidade Federal de Pernambuco. E-mail: rjdc@de.ufpe.br

‡R. M. Campello de Souza is with the Communications Research Group, Departamento de Eletrônica e Sistemas, Universidade Federal de Pernambuco. Email: ricardo@ufpe.br

Table 1: Minimal multiplicative complexity for computing a DFT of length N

N	$\mu_{DFT}(N)$
3	1
5	3
6	2
12	4
24	12

where $\text{cas}(x) = \cos(x) + \sin(x)$ is the ‘‘cosine and sine’’ Hartley symmetric kernel.

In this paper, some FTs are presented, which meet the minimal multiplicative complexity. There is a simple relationship between the DHT and the DFT of a given real discrete signal \mathbf{v} . If $v_i \xrightarrow{\mathcal{F}} F_k$ is a DFT pair and $v_i \xrightarrow{\mathcal{H}} H_k$ is the corresponding DHT pair, then [3] we have:

$$H_k = \Re\{F_k\} - \Im\{F_k\}$$

and

$$F_k = \frac{1}{2} \left[(H_k + H_{N-k}) - j(H_k - H_{N-k}) \right],$$

for $k = 0, 1, \dots, N-1$.

Therefore, a fast algorithm for the DHT is also a fast algorithm for the DFT and vice-versa [14, Corollary 6.9]. Besides being a real transform, the DHT is also involutory, i.e., the kernel of the inverse transform is the same as the one of the direct transform (self-inverse transform). Since the DHT is a more symmetrical version of a discrete transform, this symmetry is exploited so as to derive a FT that requires the minimal number of real floating point multiplications.

2 COMPUTING THE 3-POINT DHT

Let $\mathbf{v} = (v_0, v_1, v_2)^T \xrightarrow{\mathcal{H}} \mathbf{V} = (V_0, V_1, V_2)^T$ be discrete Hartley transform pair of blocklength 3. The matrix formulation of this transform corresponds to $\mathbf{V} = \mathbf{H}_3 \mathbf{v}$, where \mathbf{H}_3 is given by

$$\mathbf{H}_3 = \begin{bmatrix} 1 & 1 & 1 \\ 1 & \frac{\sqrt{3}-1}{2} & -\frac{\sqrt{3}+1}{2} \\ 1 & -\frac{\sqrt{3}+1}{2} & \frac{\sqrt{3}-1}{2} \end{bmatrix}. \quad (2)$$

Note that the irrational elements of \mathbf{H}_3 have the same decimal part, i.e., except from their integer part, they have the same absolute value (see that $(\sqrt{3}-1)/2 \approx .366\dots$ and $(\sqrt{3}+1)/2 \approx 1.366\dots$). So let us make the following decomposition:

$$\mathbf{H}_3 = \underbrace{\begin{bmatrix} 1 & 1 & 1 \\ 1 & \frac{\sqrt{3}-1}{2} & -\frac{\sqrt{3}-1}{2} \\ 1 & -\frac{\sqrt{3}-1}{2} & \frac{\sqrt{3}-1}{2} \end{bmatrix}}_{\mathbf{H}'_3} + \begin{bmatrix} & & \\ & & -1 \\ -1 & & \end{bmatrix}. \quad (3)$$

Since the 2nd and 3rd columns of the new matrix \mathbf{H}'_3 have the same elements (taken in absolute values), we can

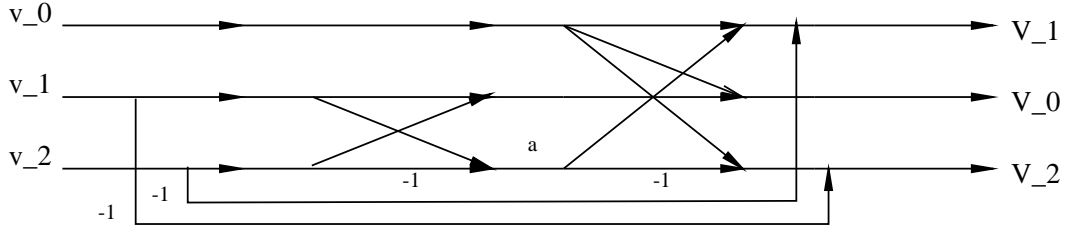


Figure 1: 3-point DHT fast algorithm diagram.

consider new variables $v_1 + v_2$ and $v_1 - v_2$. Thus, this substitution yields the following matrix equation:

$$\begin{bmatrix} v_0 \\ v_1 + v_2 \\ v_1 - v_2 \end{bmatrix} = \begin{bmatrix} 1 & 0 & 0 \\ 0 & 1 & 1 \\ 0 & 1 & -1 \end{bmatrix} \begin{bmatrix} v_0 \\ v_1 \\ v_2 \end{bmatrix}. \quad (4)$$

So the transform can be expressed by:

$$\mathbf{V} = \underbrace{\begin{bmatrix} 1 & 1 \\ 1 & \frac{\sqrt{3}-1}{2} \\ 1 & -\frac{\sqrt{3}-1}{2} \end{bmatrix}}_{\mathbf{H}_3''} \begin{bmatrix} v_0 \\ v_1 + v_2 \\ v_1 - v_2 \end{bmatrix} + \begin{bmatrix} & & \\ & & -1 \\ -1 & & \end{bmatrix} \cdot \mathbf{v}. \quad (5)$$

Observe that the new matrix \mathbf{H}_3'' can be splitted in two new matrices, as shown below:

$$\mathbf{H}_3'' = \begin{bmatrix} 1 & 1 \\ 1 & 1 \\ 1 & -1 \end{bmatrix} \cdot \begin{bmatrix} 1 & & \\ & 1 & \\ & & \frac{\sqrt{3}-1}{2} \end{bmatrix}. \quad (6)$$

Joining the above equations in a single statement, we have that:

$$\mathbf{V} = \left(\underbrace{\begin{bmatrix} 1 & 1 \\ 1 & 1 \\ 1 & -1 \end{bmatrix}}_{\mathbf{C}} \cdot \underbrace{\begin{bmatrix} 1 & \\ & 1 \\ & a \end{bmatrix}}_{\mathbf{B}} \cdot \underbrace{\begin{bmatrix} 1 & & \\ & 1 & 1 \\ & 1 & -1 \end{bmatrix}}_{\mathbf{A}} + \underbrace{\begin{bmatrix} & & \\ & & -1 \\ -1 & & \end{bmatrix}}_{\mathbf{L}} \right) \mathbf{v}, \quad (7)$$

where $a = (\sqrt{3}-1)/2$.

One can recognize the pre-addition matrix \mathbf{A} , the multiplication matrix \mathbf{B} and the post-addition matrix \mathbf{C} . This algorithm introduces a new kind of matrices denoted by \mathbf{L} . We will name them “layer matrix”.

As the notation was explained, we can now express the entire algorithm compactly by the following equation:

$$\mathbf{V} = (\mathbf{CBA} + \mathbf{L})\mathbf{v}. \quad (8)$$

This algorithms has only one nontrivial multiplication and 7 additions. In Figure 1, there is a schematic diagram for this transform.

3 COMPUTING THE 5-POINT DHT

Let $\mathbf{v} \xleftrightarrow{\mathcal{H}} \mathbf{V}$ be a 5-point DHT pair. The corresponding matrix formulation is now $\mathbf{V} = \mathbf{H}_5 \mathbf{v}$, where

$$\mathbf{H}_5 = \begin{bmatrix} 1 & 1 & 1 & 1 & 1 \\ 1 & a & b & c & d \\ 1 & b & d & a & c \\ 1 & c & a & d & b \\ 1 & d & c & b & a \end{bmatrix}, \quad (9)$$

where

$$\begin{aligned} a &= 1/4 \left(\sqrt{5} - 1 + \sqrt{2} \sqrt{5 + \sqrt{5}} \right), \\ b &= -1/4 \left(\sqrt{5} + 1 - \sqrt{2} \sqrt{5 - \sqrt{5}} \right), \\ c &= -1/4 \left(\sqrt{5} + 1 + \sqrt{2} \sqrt{5 - \sqrt{5}} \right), \\ d &= 1/4 \left(\sqrt{5} - 1 - \sqrt{2} \sqrt{5 + \sqrt{5}} \right). \end{aligned}$$

We can combine the 2nd and the 4th columns as well as the 3rd and the 5th ones using a Hadamard transform unit of length 2 (a butterfly). As a result of the process of combining columns, we achieve the following matrix factorization:

$$\mathbf{V} = \mathbf{C}_3 \mathbf{C}_2 \mathbf{C}_1 \tilde{\mathbf{B}} \tilde{\mathbf{A}}_2 \mathbf{A}_1 \mathbf{v}, \quad (10)$$

where \mathbf{A}_1 is the pre-addition matrix, $\tilde{\mathbf{B}}$ is the multiplication matrix and \mathbf{C}_i are the post-addition matrices. This matrices are detailed below:

$$\begin{aligned} \mathbf{A}_1 &= \begin{bmatrix} 1 & & & & \\ & 1 & & & \\ & & 1 & & \\ & & & 1 & \\ & & & & 1 \end{bmatrix}, & \tilde{\mathbf{A}}_2 &= \begin{bmatrix} 1 & & & & \\ & 1 & & & \\ & & 1 & & \\ & & & e & f \\ & & & f & -e \end{bmatrix}, \\ \mathbf{B} &= \begin{bmatrix} 1 & & & & \\ & \sqrt{5} & & & \\ & & 1 & & \\ & & & 1 & \\ & & & & 1 \end{bmatrix}, & \mathbf{C}_1 &= \begin{bmatrix} 1 & & & & \\ & 1 & & & \\ & & 1 & & \\ & & & 1 & \\ & & & & 1 \end{bmatrix}, \\ \mathbf{C}_2 &= \begin{bmatrix} 1 & & & & \\ & 1 & & & \\ & & 1 & & \\ & & & 1 & \\ & & & & 1 \end{bmatrix}, & \mathbf{C}_3 &= \begin{bmatrix} 1 & & & & \\ & 1 & & & \\ & & 1 & & \\ & & & 1 & \\ & & & & 1 \end{bmatrix}, \end{aligned}$$

where $e = \sqrt{2} \sqrt{5 - \sqrt{5}} / 2$ and $f = \sqrt{2} \sqrt{5 + \sqrt{5}} / 2$.

Now let us work in the matrix $\tilde{\mathbf{A}}_2$. Note that it contains multiplicative elements, namely e and f , and four additions. We can go further and factorize this matrix in such a way that purely multiplicative and additive matrices appear. This

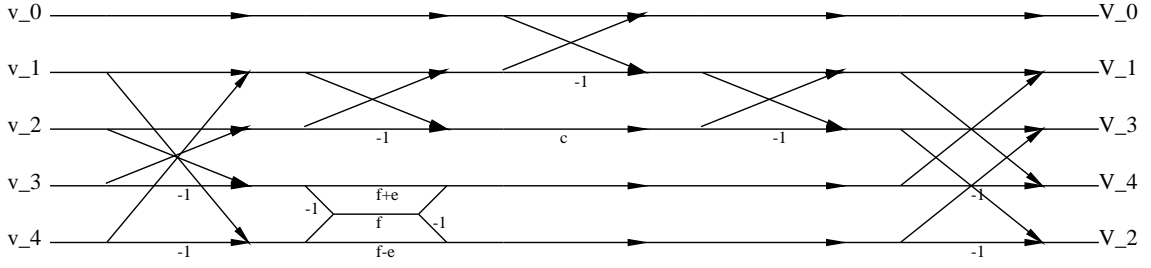


Figure 2: 5-point DHT fast algorithm.

can be done by the following method:

$$\tilde{\mathbf{A}}_2 = \begin{bmatrix} 1 & & & & \\ & 1 & 1 & & \\ & 1 & - & & \\ & & & 1 & \\ & & & & 1 \end{bmatrix} \begin{bmatrix} 1 & & & & \\ & 1 & & & \\ & & 1 & & \\ & & & 1 & 1 \\ & & & -1 & 1 \end{bmatrix} \begin{bmatrix} 1 & & & & \\ & 1 & & & \\ & & 1 & & \\ & & & f+e & \\ & & & f & \\ & & & & f-e \end{bmatrix} \begin{bmatrix} 1 & & & & \\ & 1 & & & \\ & & 1 & & \\ & & & 1 & \\ & & & & -1 & 1 \\ & & & & & 1 \end{bmatrix}. \quad (11)$$

Thus, in Equation 10 one should replace the matrix $\tilde{\mathbf{A}}_2$ by its factorization. The full decomposition of the original transform matrix \mathbf{H}_5 is then achieved.

The arithmetic complexity of this algorithm is 3 multiplications and 17 additions. The schematic diagram is depicted in Figure 2.

4 COMPUTING A 6-POINT DHT

Let us now consider $\mathbf{v} \xleftrightarrow{\mathcal{H}} \mathbf{V}$ the transform pair related by the Hartley matrix \mathbf{H}_6 , where

$$\mathbf{H}_6 = \begin{bmatrix} 1 & 1 & 1 & 1 & 1 & 1 \\ 1 & \frac{\sqrt{3}+1}{2} & \frac{\sqrt{3}-1}{2} & -1 & -\frac{\sqrt{3}+1}{2} & -\frac{\sqrt{3}-1}{2} \\ 1 & \frac{\sqrt{3}-1}{2} & -\frac{\sqrt{3}+1}{2} & 1 & \frac{\sqrt{3}-1}{2} & -\frac{\sqrt{3}+1}{2} \\ 1 & -1 & 1 & -1 & 1 & -1 \\ 1 & -\frac{\sqrt{3}+1}{2} & \frac{\sqrt{3}-1}{2} & 1 & -\frac{\sqrt{3}+1}{2} & \frac{\sqrt{3}-1}{2} \\ 1 & -\frac{\sqrt{3}-1}{2} & -\frac{\sqrt{3}+1}{2} & -1 & \frac{\sqrt{3}-1}{2} & \frac{\sqrt{3}+1}{2} \end{bmatrix}. \quad (12)$$

Using the Hadamard transform to combine the 1st and the 4th columns, the 2nd and the 5th columns, and finally, the

3rd and the 6th columns, the matrix algorithm can be reduced to:

$$\mathbf{V} = \underbrace{\begin{bmatrix} 1 & 1 & 1 & 1 & \frac{\sqrt{3}+1}{2} & \frac{\sqrt{3}-1}{2} \\ 1 & \frac{\sqrt{3}-1}{2} & -\frac{\sqrt{3}+1}{2} & 1 & -1 & 1 \\ 1 & -\frac{\sqrt{3}+1}{2} & \frac{\sqrt{3}-1}{2} & 1 & -\frac{\sqrt{3}-1}{2} & -\frac{\sqrt{3}+1}{2} \end{bmatrix}}_{\mathbf{H}'_6} \mathbf{A}_1 \mathbf{v}, \quad (13)$$

where \mathbf{A}_1 is the first pre-addition matrix. The matrix \mathbf{A}_1 is detailed below:

$$\mathbf{A}_1 = \left[\begin{array}{ccc|ccc} 1 & & & 1 & & \\ & 1 & & & 1 & \\ & & 1 & & & 1 \\ \hline 1 & & & -1 & & \\ & 1 & & & -1 & \\ & & 1 & & & -1 \end{array} \right]. \quad (14)$$

The form of the matrix \mathbf{A}_1 is the same for all transforms of even blocklength. The explanation to this fact is given by the lemma below.

Lemma 1 *The pre-addition matrix \mathbf{A}_1 of a Hadamard decomposition of an even blocklength DHT has the following construction:*

$$\mathbf{A}_1 = \left[\begin{array}{c|c} \mathbf{I}_{N/2} & \mathbf{I}_{N/2} \\ \hline \mathbf{I}_{N/2} & -\mathbf{I}_{N/2} \end{array} \right] = \mathbf{Had}_2 \otimes \mathbf{I}_{N/2}, \quad (15)$$

where \mathbf{Had}_2 is the Hadamard matrix, \otimes is the direct product and $\mathbf{I}_{N/2}$ is a identity matrix of order $N/2$.

Proof: The elements of the Hartley matrix, \mathbf{H}_N , are governed by this property: $h_{k,i+N/2} = (-1)^k h_{k,i}$, where $h_{k,i}$ is the (k,i) -element of the transform matrix. This property can be derived from the $\text{cas}(\cdot)$ arcs addition rule [3] $\text{cas}(a-b) = \cos(b)\text{cas}(a) - \sin(b)\text{cas}'(a)$, where $\text{cas}'(a) \triangleq \cos(a) - \sin(a)$. Consequently we have that:

$$\begin{aligned} h_{k,i+N/2} &= \text{cas}\left(\frac{2\pi k(i+N/2)}{N}\right) \\ &= \text{cas}\left(\frac{2\pi ki}{N} + \pi k\right) \\ &= (-1)^k \text{cas}\left(\frac{2\pi ki}{N}\right) \\ &= (-1)^k h_{k,i}. \end{aligned}$$

Therefore the i^{th} and the $(i + \frac{N}{2})^{\text{th}}$ columns have the same absolute value, which allows us to combine them via Hadamard transform. New variables arise from this technique: $(v_i + v_{i+N/2})$ and $(v_i - v_{i+N/2})$, $i = 0, \dots, N/2 - 1$. These new variables are generated by the matrix \mathbf{A}_1 . \square

Using the same strategy described in the 3-point DHT algorithm, we can take aside the integer part of some elements of the matrix \mathbf{H}'_6 . This procedure yields to a new more “balanced” matrix. These steps are represented by the following

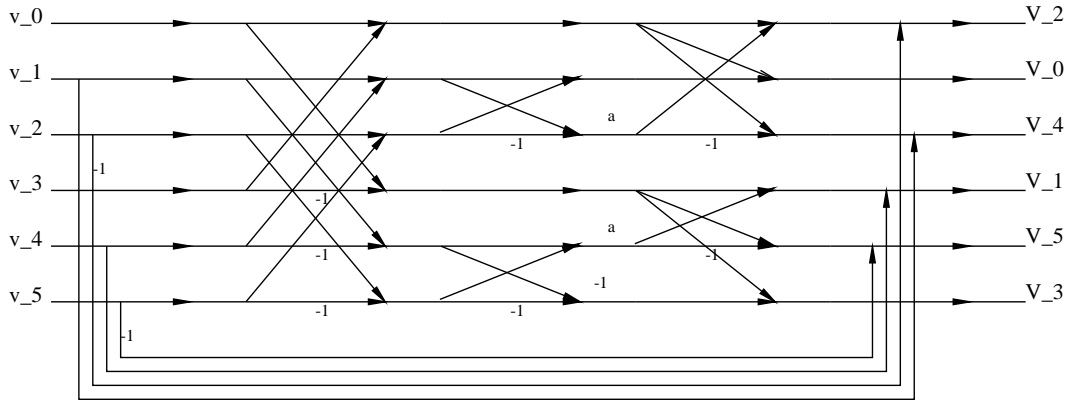


Figure 3: 6-point DHT fast algorithm diagram.

Table 2: Arithmetic complexity for the proposed 12- and 24-point DHT fast algorithm. The function $\alpha(N)$ returns the additive complexity of the implementation.

N	$\mu(N)$	$\alpha(N)$
12	4	52
24	12	138

Now observe that the factorization of \mathbf{H}_6''' yields the multiplication matrix, \mathbf{B} , and the post-additions matrix, \mathbf{C} .

$$\mathbf{H}_6''' = \underbrace{\begin{bmatrix} 1 & 1 & & & & \\ & & 1 & 1 & & \\ 1 & & & & & \\ & & & & 1 & -1 \\ 1 & -1 & & & & \\ & & & 1 & -1 & \end{bmatrix}}_{\mathbf{C}} \underbrace{\begin{bmatrix} 1 & & & & & \\ & 1 & & & & \\ & & a & & & \\ & & & 1 & & \\ & & & & a & \\ & & & & & 1 \end{bmatrix}}_{\mathbf{B}}, \quad (18)$$

where $a = (\sqrt{3} - 1)/2$.

We have then completed the algorithm, and it can be represented by:

$$\mathbf{V} = (\mathbf{CBA}_2 + \mathbf{L})\mathbf{A}_1\mathbf{v}. \quad (19)$$

This algorithm has two multiplications and 20 additions and is depicted in Figure 3.

5 COMPUTING THE 12- AND THE 24-POINT DHT

The procedure used to derive the 3- and 6-point DHT fast transforms can be extended to other blocklengths, such as 12 and 24. We derived these algorithms and achieved the arithmetic complexity showed in Table 2.

In Figure 4, we see a diagram of the 24-point DHT fast transform, where the shorter transforms (3-, 6-, 12-point) are embedded.

The algorithms proposed so far can be described in a general framework according to the following proposition.

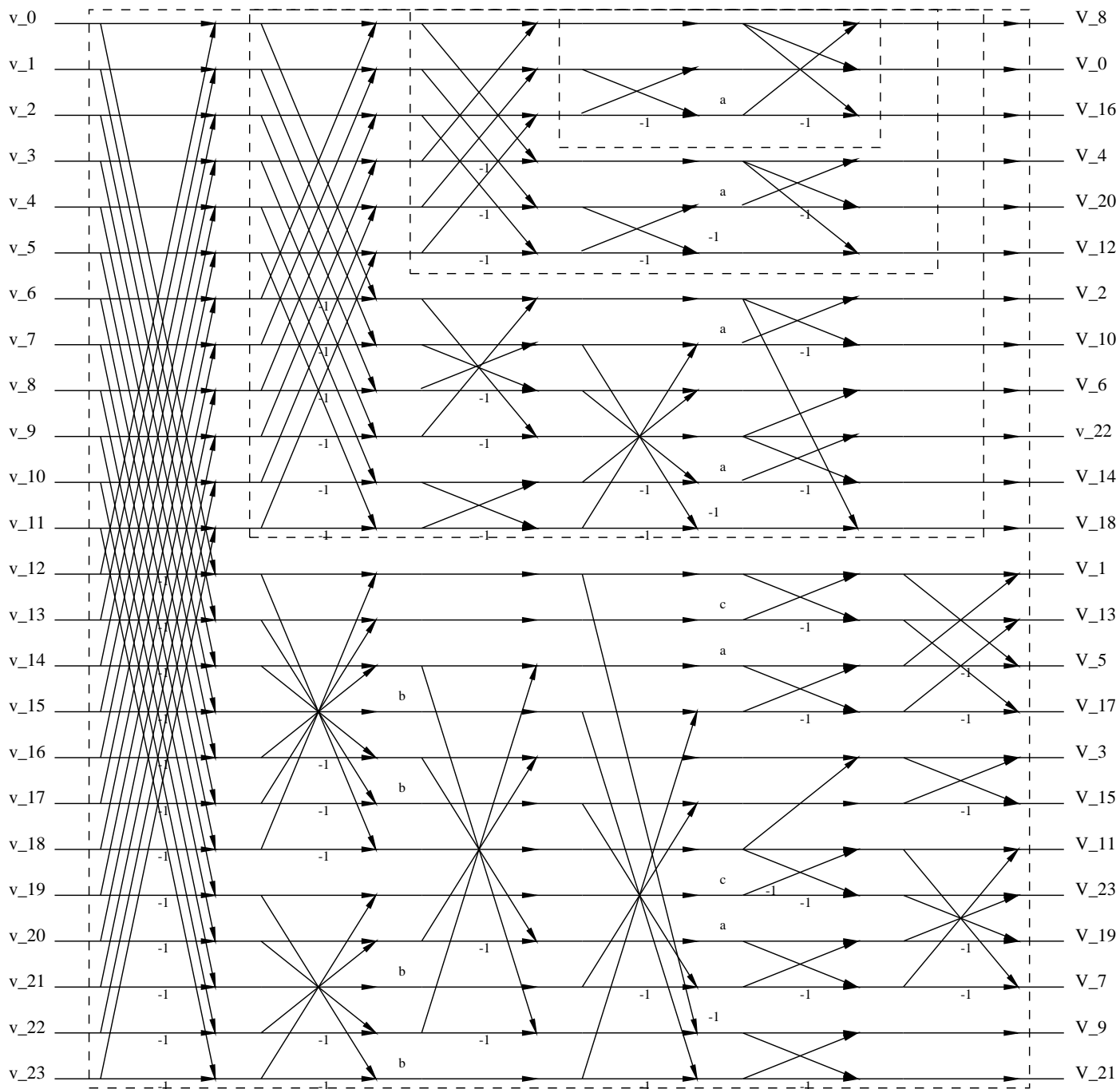


Figure 4: 24-point DHT fast algorithm diagram (derivations omitted). Shorter transforms are embedded.

Proposition 1 *The DHT decomposition has the following general formulation*

$$\mathbf{V} = \left(\left(\left(\left(\mathbf{C}_n \mathbf{B}_n \mathbf{A}_n + \mathbf{L}_{n-1} \right) \mathbf{C}_{n-1} \mathbf{B}_{n-1} \mathbf{A}_{n-1} \cdots + \mathbf{L}_2 \right) \mathbf{C}_2 \mathbf{B}_2 \mathbf{A}_2 + \mathbf{L}_1 \right) \mathbf{C}_1 \mathbf{B}_1 \mathbf{A}_1 + \mathbf{L}_0 \right) \mathbf{v}, \quad (20)$$

where n is the number of “layers” in the decomposition. □

6 CONCLUSIONS

Short blocklength DHT fast algorithms that achieve the lower bound on the multiplicative complexity were derived. Low values for additive complexity were also found. These algorithms can be implemented in digital signal processors capable of low-power consumption.

ACKNOWLEDGMENTS

This work was partially supported by CNPq and CAPES.

REFERENCES

- [1] R. N. Bracewell, “The Discrete Hartley Transform,” *J. Opt. Soc. Amer.*, vol. 73, pp. 1832–1835, December 1983.
- [2] R. V. L. Hartley, “A More Symmetrical Fourier Analysis Applied to Transmission Problems,” *Proc. IRE*, vol. 30, pp. 144–150, March 1942.
- [3] R. N. Bracewell, *The Hartley Transform*. Oxford Press, 1986.
- [4] K. J. Olejniczak and G. T. Heydt, “Section on the Hartley Transform,” *Proc. of the IEEE*, vol. 82, no. 3, pp. 372–447, March 1994.
- [5] J. L. Wu and Shiu, “Discrete Hartley Transform in Error Control Coding,” *IEEE Trans. Acoust., Speech, Signal Processing*, vol. 39, pp. 2356–2359, October 1991.
- [6] R. E. Blahut, *Fast Algorithms for Digital Signal Processing*. Addison-Wesley, 1985.
- [7] G. Bi and Y. Q. Chen, “Fast DHT Algorithms for Length $N = q \cdot 2^m$,” *IEEE Trans. on Signal Processing*, vol. 47, pp. 900–903, March 1999.
- [8] M. Popovic and D. Stević, “A New Look at the Comparison of the Fast Hartley and Fourier Transforms,” *IEEE Trans. on Signal Processing*, vol. 42, no. 8, pp. 2178–2182, August 1994.
- [9] R. M. Campello de Souza, H. M. de Oliveira, A. N. Kauffman, and A. J. A. Paschoal, “Trigonometry in Finite Fields and a New Hartley Transform,” in *Proceedings of the 1998 IEEE Intern. Symp. on Info. Theory*, August 1998, p. 293.
- [10] H. M. Oliveira, R. M. Campello de Souza, and A. N. Kauffman, “Efficient Multiples for Band-limited Channels: Galois Division Multiple Access,” in *Proceedings of the 1999 Workshop on Coding and Cryptography, WCC-99, Paris*, January 1999, pp. 235–241.
- [11] H. M. Oliveira and R. M. Campello de Souza, “Orthogonal Multilevel Spreading Sequence Design,” in *Coding Communications and Broadcasting*, P. G. Farrell, M. Darnell, and B. Honary, Eds. Hertfordshire, UK: Research Studies Press, 2000, pp. 291–301.
- [12] S. Winograd, “On Computing the Discrete Fourier Transform,” *Mathematics of Computation*, vol. 32, no. 141, pp. 175–199, January 1978.
- [13] D. Yang, “Prime Factor Fast Hartley Transform,” *Elect. Letters*, vol. 26, no. 2, pp. 119–121, January 1990.
- [14] M. T. Heideman, *Multiplicative Complexity, Convolution, and the DFT*. Springer-Verlag, 1988.