

Inclusive B -meson production at small p_T in the general-mass variable-flavor-number scheme

B. A. Kniehl¹, G. Kramer¹, I. Schienbein² and H. Spiesberger³

¹ II. Institut für Theoretische Physik, Universität Hamburg,
Luruper Chaussee 149, 22761 Hamburg, Germany

² LPSC, Université Grenoble-Alpes, CNRS/IN2P3,
53 avenue des Martyrs, 38026 Grenoble, France

³ PRISMA Cluster of Excellence, Institut für Physik,
Johannes Gutenberg-Universität, 55099 Mainz, Germany,
and Centre for Theoretical and Mathematical Physics and Department of Physics,
University of Cape Town, Rondebosch 7700, South Africa

Abstract

We calculate the cross section for the inclusive production of B mesons in pp and $p\bar{p}$ collisions at next-to-leading order in the general-mass variable-flavor-number scheme and show that a suitable choice of factorization scales leads to a smooth transition to the fixed-flavor-number scheme. Our numerical results are in good agreement with data from the Tevatron and LHC experiments at small and at large transverse momenta.

PACS: 12.38.Bx, 12.39.St, 13.85.Ni, 14.40.Nd

1 Introduction

In the last twenty-five years, there has been much interest in the study of B -meson production in $p\bar{p}$ and pp collisions at hadron colliders, both experimentally and theoretically. First measurements were done in the late eighties by the UA1 Collaboration at the CERN $Spp\bar{S}$ collider [1] operating at a center-of-mass energy of $\sqrt{S} = 0.63$ TeV. Later measurements were performed by the CDF and D0 collaborations at the Fermilab Tevatron in $p\bar{p}$ collisions at $\sqrt{S} = 1.8$ TeV [2,3,4,5] and at $\sqrt{S} = 1.96$ TeV [6,7,8]. Recently, the CMS [9,10,11], ATLAS [12,13], and LHCb [14,15] collaborations at the CERN Large Hadron Collider (LHC) published their results for inclusive B^+ , B^0 , and B_s meson production in pp collisions at $\sqrt{S} = 7$ TeV. In all these measurements, the differential cross sections $d\sigma/dp_T$, where p_T is the transverse momentum of the B meson, integrated over specific rapidity (y) regions, or $d\sigma/dy$ integrated over $p_T \geq p_{T,\min}$ were obtained. While the CMS and ATLAS data were obtained at central rapidities, LHCb performed measurements at forward rapidities, $2 < y < 4.5$. Actually, only few measurements were able to explore the small- p_T range down to $p_{T,\min} \simeq 0$, namely those by CDF [6] and the two by LHCb [14,15]. In all other data, the cut $p_{T,\min} > 5$ GeV was imposed. A unified theoretical description of these data, which covers both the very small and the large p_T range, requires special efforts, which we shall undertake in this paper.

On the theoretical side, it is generally accepted that for the treatment of B -meson production at small p_T values, as well as for the calculation of the integrated cross section including the small- p_T range, i.e., with p_T of order $O(m_b)$ and below, where m_b is the b -quark mass, one should use the so-called massive scheme or fixed-flavor-number scheme (FFNS) [16,17,18,19,?], in which the number of active quark flavors in the initial state is limited to $n_f = 4$, and the b quark appears with explicit mass dependence only in the final state. In this case, the b quark is treated as a heavy particle in the final state and not as a parton in the initial (anti)proton.

In the large- p_T region, characterized by $p_T \gg m_b$, the so-called massless scheme or zero-mass variable-flavor-number scheme (ZM-VFNS) [21,22,23,24,25,26,27,28,29,30,31,32] is considered to be appropriate. This is the conventional parton model approach, where the b quark is considered massless like any other parton. The b quark is also treated as an incoming parton coming from the (anti)proton leading to additional contributions from hard-scattering subprocesses besides those with u , d , s , and c quarks or the gluon (g) in the initial state. Although this approach can be used as soon as the factorization scales μ_I and μ_F associated with the initial- and final-state singularities are above the starting scale of the parton distribution functions (PDFs) and fragmentation functions (FFs), its predictions are reliable only in the large- p_T region, $p_T \gg m_b$, where terms of the order of m_b^2/p_T^2 can be safely neglected. A next-to-leading-order (NLO) calculation in this scheme automatically resums leading and next-to-leading logarithmic (NLL) terms. At the same time, all non-logarithmic terms through $O(\alpha_s)$ relative to the Born approximation are retained for $m_b = 0$. With the conventional choice of renormalization and factorization scales, $\mu_R = \mu_I = \mu_F = m_T$ with $m_T = \sqrt{p_T^2 + m_b^2}$, the results are dominated

by contributions from the b -quark PDF down to $p_T \simeq 0$.

On the other hand, the general-mass variable-flavor-number scheme (GM-VFNS) [33,34,35,36,37,38,39,40] provides a theoretical framework which combines the FFNS and the ZM-VFNS. The ZM-VFNS is extended into the intermediate- p_T range by retaining the mass-dependent terms of the FFNS. With the conventional choice of scales indicated above, the results in this scheme are also dominated by the contributions of the b -quark PDF down to $p_T \simeq 0$. As a consequence, there is no smooth transition from the GM-VFNS at large p_T values to the FFNS in the small- p_T range, and the GM-VFNS fails to describe the small- p_T CDF and LHCb data.

The dominance of contributions with b -quarks in the initial state at small p_T values is linked to the fact that this part is treated in the massless scheme, as a calculation of the b -quark-initiated subprocesses in a scheme with massive partons (like the ACOT scheme [47]) is not available for hadroproduction.¹ The cross section with massless partons is, however, divergent for $p_T \rightarrow 0$. For a realistic description, we thus have to find a way to eliminate or modify this contribution in the small- p_T region. In this paper, we shall develop an approach to modify the GM-VFNS in such a way that it matches the FFNS with the exact m_b dependence by a suitable choice of μ_I and μ_F . We shall study how these modifications can lead to a better agreement with presently available experimental data at small p_T values.

The content of this paper is as follows. In Section 2, we introduce our strategy for the transition to the FFNS and compare our predictions with the CDF [6] and the LHCb [15] data. We shall also present results to be compared with measurements by the ATLAS Collaboration [13]. Our conclusions are presented in Section 3.

2 Small- p_T results and comparisons with data

In this section, we shall discuss a viable unified framework of theoretical predictions for inclusive B -meson production at small and large p_T values. We shall compare with the cross section distributions $d\sigma/dp_T$ measured by CDF [6] and LHCb [15]. Throughout this paper, take the b -quark pole mass to be $m_b = 4.5$ GeV, evaluate $\alpha_s^{(n_f)}(\mu_R)$ at NLO with $n_f = 4$ and $\Lambda_{\overline{\text{MS}}}^{(4)} = 328$ MeV if $\mu_R < m_b$ and with $n_f = 5$ and $\Lambda_{\overline{\text{MS}}}^{(5)} = 226$ MeV if $\mu_R > m_b$, and use the CTEQ6.6M proton PDFs [49] unless otherwise stated.

We start with results to be compared with the CDF data [6]. In Fig. 1, we show NLO predictions in the FFNS with $n_f = 4$. The full line shows the result for the default choice of scales, $\mu_i = \xi_i m_T$ with $\xi_i = 1$ for $i = R, I$, while the dashed lines represent an estimate of the theoretical error obtained in the usual way, by varying ξ_i up and down by a factor of 2. We take the transition of b and \bar{b} quarks to the observed B mesons into account by

¹ For deep inelastic scattering, heavy-quark-initiated processes at NLO with massive quarks have been considered in Ref. [48].

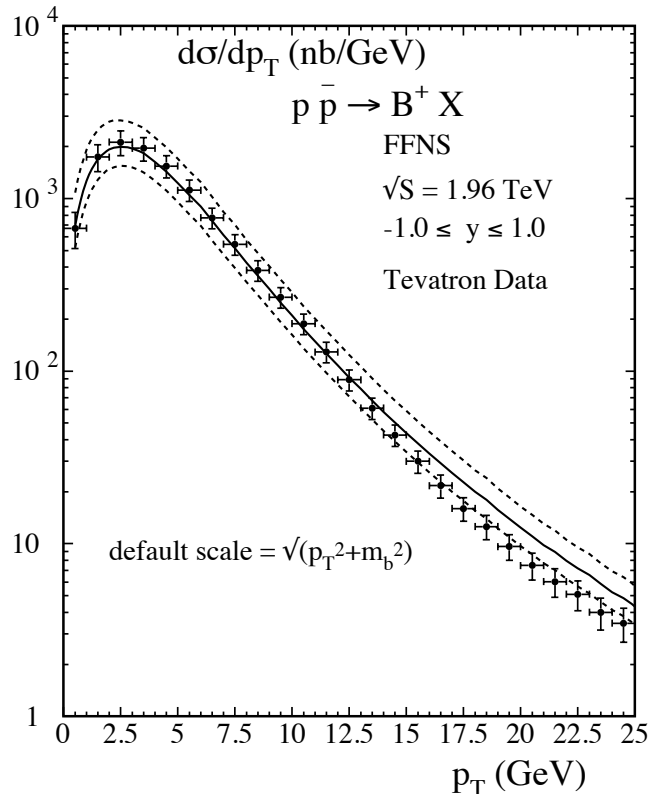


Figure 1: NLO predictions for $d\sigma/dp_T$ of $p\bar{p} \rightarrow B^+ + X$ with $\sqrt{S} = 1.96$ TeV and $-1 \leq y \leq 1$ in the FFNS are compared with CDF data [6]. The dashed lines represent the theoretical uncertainty estimated by varying μ_R and μ_I up and down by a factor of 2 about the default choice $\mu_R = \mu_I = m_T$.

using the branching fraction $B(b \rightarrow B) = 39.8\%$ [50] as an overall normalization factor. The prediction in the FFNS agrees with the CDF data quite well, within experimental errors, up to $p_T \simeq 15$ GeV. Beyond this value of p_T , the FFNS starts to overestimate the data, as has been shown already in our previous publication [40].

In the FFNS, there is no need for FFs. However, a μ_F -independent FF might be introduced on phenomenological grounds and because of theoretical considerations to guarantee a proper matching between the schemes with $n_f = 4$ and $n_f = 5$. In the left panel of Fig. 2, we show results obtained using the μ_F -independent Peterson FF [51] with parameter $\epsilon = 10^{-4}$. We find only marginal differences with respect to the case where a constant branching fraction is used. Note that there are no $g, q, \bar{q} \rightarrow B$ transitions in the FFNS.

In addition to uncertainties from scale variations, there are also uncertainties due to errors in the input. We postpone the discussion of errors in the parametrizations of the PDFs to when we present predictions for the LHCb experiments, in Fig. 8 below, but instead show

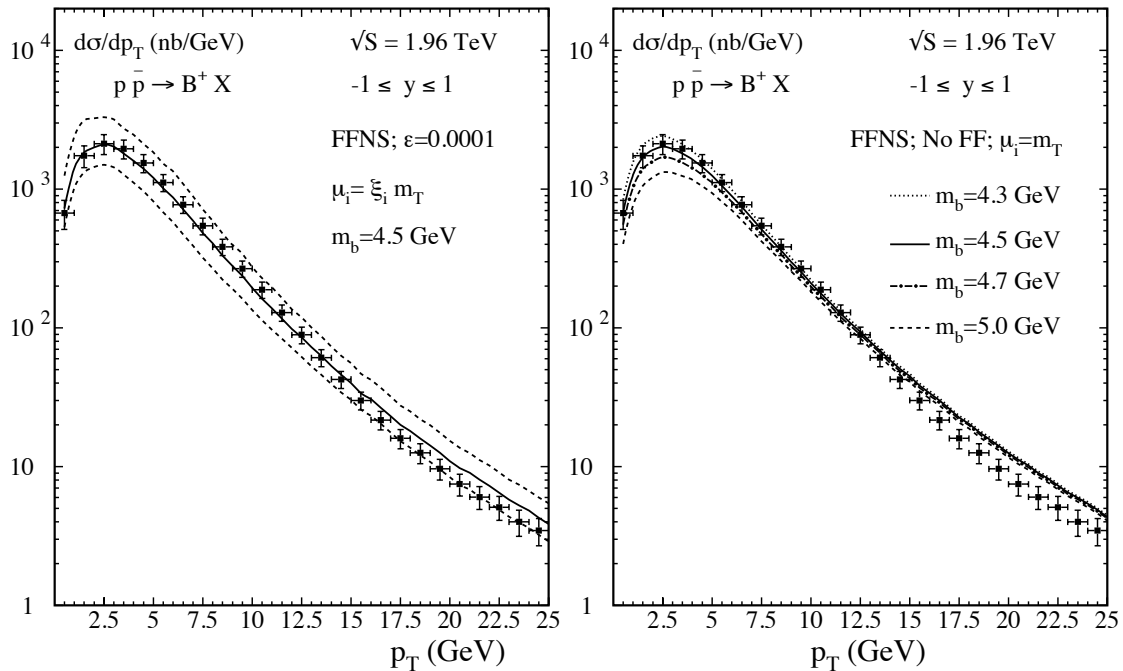


Figure 2: NLO predictions for $d\sigma/dp_T$ of $p\bar{p} \rightarrow B^+ + X$ with $\sqrt{S} = 1.96$ TeV and $-1 \leq y \leq 1$ in the FFNS are compared with CDF data [6]. Left panel: evaluation using the Peterson FF with $\epsilon = 10^{-4}$ and varying μ_R and μ_I by a factor of 2 up and down about the default choice $\mu_R = \mu_I = m_T$. Right panel: uncertainties from variations of m_b .

the influence of m_b variations on the default prediction for the Tevatron measurements in the right panel of Fig. 2. At small p_T values, the uncertainty is comparable in size with the scale uncertainty, but it is negligible for $p_T \gtrsim 2m_b$.

In Ref. [40], we presented detailed comparisons of FFNS and GM-VFNS results with CDF data for B^+ production (see, e.g., Figs. 7 and 8 in Ref. [40]). For calculations in the GM-VFNS, we use the μ_F -dependent FFs described in Ref. [40]. In this case, there are also small contributions due to transitions from light quarks and gluons to B mesons. With the default choice $\xi_R = \xi_I = \xi_F = 1$, the GM-VFNS predictions diverge for $p_T \rightarrow 0$, in obvious disagreement with the data. We notice, however, that the FFNS and GM-VFNS predictions approach each other at around $p_T \simeq 20$ GeV, i.e. 4 to 5 times m_b . In Fig. 3, we show a similar comparison of the FFNS and GM-VFNS predictions for the case of the LHCb data [15]. Although these data correspond to much higher \sqrt{S} values and to different y ranges compared with the previous results in Ref. [40], we observe similar qualitative behaviors of the FFNS and GM-VFNS predictions and a transition point at about the same value of p_T , namely $p_T \simeq 20$ GeV.

One should expect that a correct treatment of kinematic constraints due to the finite heavy-hadron mass is important, in particular at small p_T values. However, there is no unique prescription to take into account the finite masses of the heavy quark and the

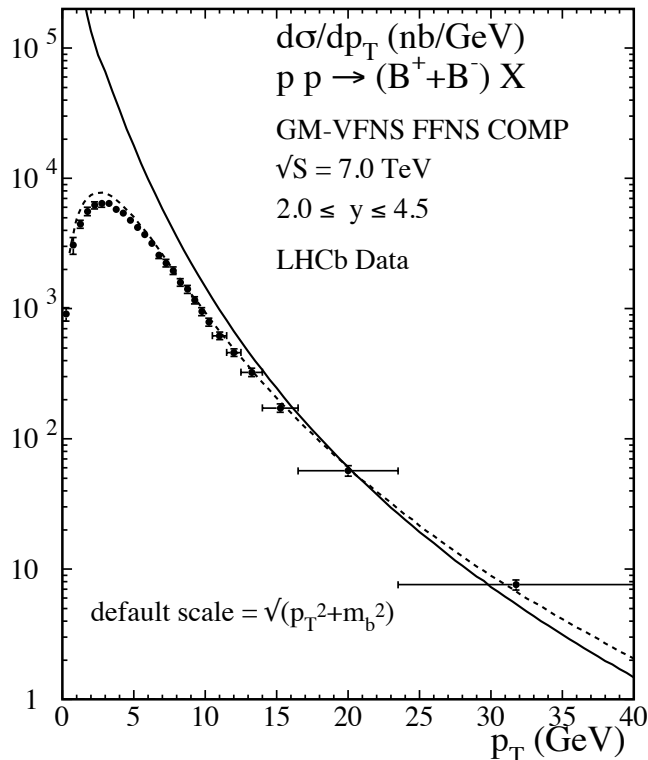


Figure 3: NLO predictions for $d\sigma/dp_T$ of $pp \rightarrow B^\pm + X$ with $\sqrt{S} = 7$ TeV and $2 \leq y \leq 4.5$ in the FFNS (dashed line) and the GM-VFNS (solid line) are compared with LHCb data [15].

heavy hadron at the same time. A prescription for including the heavy-hadron mass in connection with massless quarks based on the light-cone scaling variable was introduced in Ref. [52]. Here, we propose a generalization to the massive-quark case. This amounts to scaling the partonic cross section for the production of the massive quark a , with mass m_a , energy E_a , and three-momentum p_a , that initiates the formation of the heavy hadron H , with mass M_H , energy $E_H = \sqrt{M_H^2 + p_T^2} \cosh y$, and three-momentum $p_H = \sqrt{M_H^2 \sinh^2 y + p_T^2 \cosh^2 y}$, as

$$d\sigma_a \rightarrow \frac{d\sigma_a}{R_{a \rightarrow H}^2}, \quad R_{a \rightarrow H} = 1 - \frac{M_H^2 - z^2 m_a^2}{(E_H + p_H)^2 - z^2 m_a^2}, \quad (1)$$

where $z = (E_H + p_H)/(E_h + p_h)$ is the light-cone scaling variable. In contrast to naive expectations, one finds $R_H < 1$ corresponding to a slight enhancement of the cross section. In Fig. 4, we show the result of a calculation where this correction factor is taken into account. The effect is small mainly because it is only the difference between the b -quark and B -meson masses that enters. Therefore, also the additional suppression from tighter phase space limits is numerically not relevant. The poor small- p_T behavior of

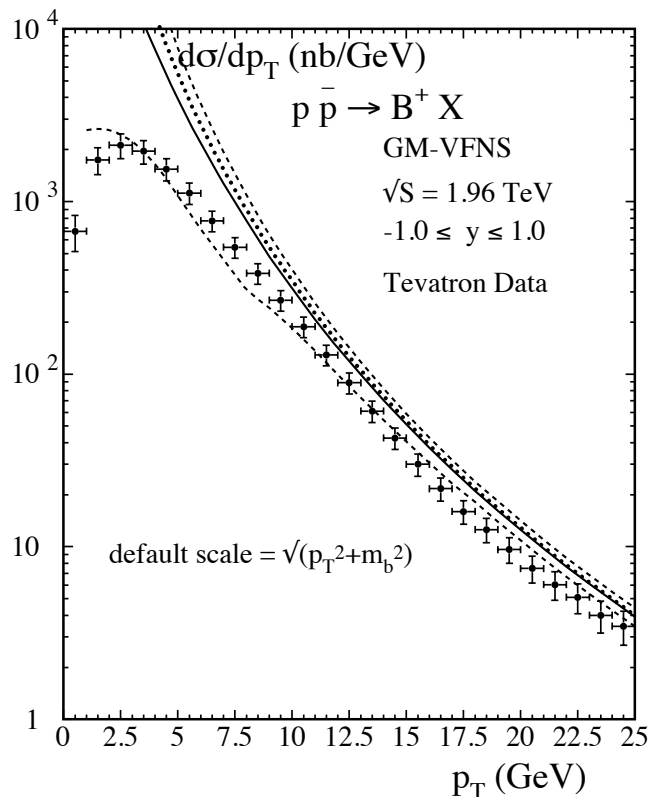


Figure 4: NLO predictions for $d\sigma/dp_T$ of $p\bar{p} \rightarrow B^+ + X$ with $\sqrt{S} = 1.96$ TeV and $-1 \leq y \leq 1$ in the GM-VFNS are compared with CDF data [6]. Besides the default prediction for scale parameters $\xi_i = 1$ (solid line), a theoretical-error band encompassed by the predictions for $\xi_i = 1/2$ (upper dashed line) and $\xi_i = 2$ (lower dashed line) is shown. The effect of including quark and hadron mass corrections via the phase space in the default prediction is also shown, for $M_H = 5.28$ GeV (dotted line).

the GM-VFNS calculation cannot be remedied by such a naive treatment of phase space restrictions.

The results shown in Figs. 1–4 suggest that the predictions of the FFNS and the GM-VFNS are very similar in the range $15 \text{ GeV} \lesssim p_T \lesssim 20 \text{ GeV}$. In this range, both theories are justified, with the FFNS naturally extending to smaller p_T values and the GM-VFNS to larger p_T values. Therefore, one could designate a transition point μ_t at $p_T \simeq 20$ GeV, say, where one switches from one scheme to the other [53,54]. For practical purposes, this would require the knowledge of the PDFs in the scheme with $n_f = 4$ active flavors up to $\mu_I = \mu_t$ [55]. A naive prescription to combine the two schemes could be to use matching functions $\theta(\mu_t^2 - p_T^2)$ and $[1 - \theta(\mu_t^2 - p_T^2)]$ to multiply the FFNS and GM-VFNS cross sections, respectively. Such a prescription will, however, lead to a discontinuity in the

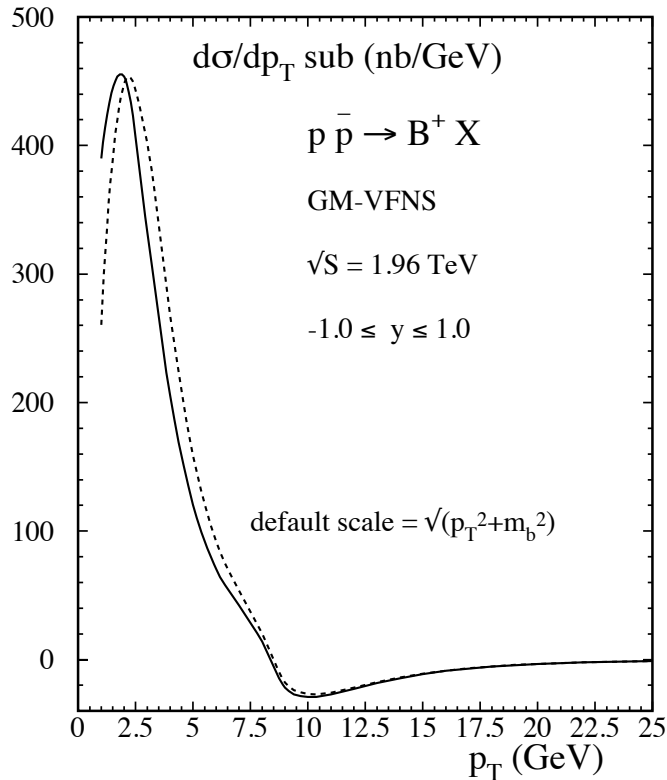


Figure 5: Subtraction term for the gg channel evaluated with zero (solid line) and finite (dashed line) m_b value in the NLO prediction for $d\sigma/dp_T$ of $p\bar{p} \rightarrow B^+ + X$ with $\sqrt{S} = 1.96$ TeV and $-1 \leq y \leq 1$ in the GM-VFNS.

combined cross section at $p_T = \mu_t$, a property that is certainly unphysical. One could try to invent different ways to combine the two schemes by introducing some smooth matching function, e.g., $G(p_T) = p_T^2/(p_T^2 + c^2 m_b^2)$ with $c = 5$ [56], and imposing, schematically, the prescription $\sigma = G(p_T)\sigma_{\text{GM-VFNS}} + [1 - G(p_T)]\sigma_{\text{FFNS}}$. However, such an approach would introduce a new parameter, and it is unclear how theoretical uncertainties related to the choice of this parameter should be estimated.

It will be helpful to take a closer look at the structure of the partonic cross sections in the GM-VFNS. They involve subtraction terms needed to separate the large logarithms $\ln(p_T^2/m_b^2)$ at fixed relative order α_s . For example, the cross section of the partonic subprocess $gg \rightarrow gb\bar{b}$ contains terms with large logarithms which can be written, schematically, as convolutions $f(g \rightarrow b) \otimes \sigma(gb \rightarrow gb)$ and $\sigma(gg \rightarrow gg) \otimes d(g \rightarrow b)$ with a partonic PDF $f(g \rightarrow b)$ and a partonic FF $d(g \rightarrow b)$ (see Ref. [37] for definitions and a precise formulation of the corresponding cross sections). These splitting functions are absorbed in the PDFs and FFs, respectively. The large logarithms subtracted in this way are added back by calculating the cross sections of the $gb \rightarrow gb$ and $gg \rightarrow gg$ subprocesses with a b -quark PDF and a $g \rightarrow B$ FF, respectively. There are similar subtraction terms and

corresponding contributions involving PDFs and FFs of light quarks and the gluon in other channels as well.

In Fig. 5, we show numerical results for the subtraction terms needed in the gg channel (see Eqs. (45)–(53) in Ref. [37]), using a linear scale for better visibility. Their contribution is small, but not negligible, even at large p_T values. Specifically, the evaluations using the correct prescription with $m_b \neq 0$ (dashed line) and the approximate one with $m_b = 0$ (full line) are compared with each other. We observe from this that such mass effects are small and cannot be responsible for the unphysical increase of the total result for $d\sigma/dp_T$ towards small p_T values.

It is, of course, unavoidable that the subtracted terms differ from those added back in the PDFs and FFs. The subtractions are obtained at fixed order, $O(\alpha_s)$ in our case, while the PDFs and FFs contain the large logarithms resummed to all orders. Formally, the differences are of higher order in α_s . However, these higher-order terms are folded with cross sections calculated in the ZM-VFNS, and these cross sections are singular for $p_T \rightarrow 0$. Therefore, it is not surprising that the contributions with b quarks in the initial state dominate at small p_T values.

Obviously, NLO cross sections of b -quark-initiated subprocesses that are convoluted with PDFs and FFs evolved at NLO contain terms singular for $p_T \rightarrow 0$ at one order beyond the subtracted terms. In fact, it would be a major task to derive the missing next-to-next-to-leading-order (NNLO) subtraction terms. With such an extended version of the GM-VFNS including NNLO subtractions, but still using partonic cross sections derived in the ZM-VFNS, the problem would be shifted to one order higher, but it remains to be seen whether the required cancellations of singular terms can be obtained with the required numerical precision. In addition, strictly speaking, the NNLO subtraction terms only make sense in combination with the fixed-order calculation at NNLO. Otherwise, at large p_T values, the NNLO subtraction terms and their NLO fixed-order counterparts do not cancel, and the ZM-VFNS is not recovered.

In turn, one could argue that b -quark-initiated processes evaluated with b -quark PDFs and FFs should be included in the GM-VFNS at LO only. The predictions thus obtained [57] exhibit better agreement with data in the medium- p_T range, between 2 and 7 GeV or so, but switching off these NLO terms is again not sufficient to completely eliminate a singular behavior for $p_T \rightarrow 0$. Moreover, and most importantly, numerical evaluations show that NLO corrections in the zero-mass part of the GM-VFNS are essential at large p_T values. Therefore, we do not follow this option either.

Instead, we try to exploit the freedom offered by the presence of μ_R , μ_I , and μ_F , parameters that are present anyway. Their values are not determined by theory, but some choice has to be made, based on some reasonable, but ad-hoc physical argument. In fact, a judicious choice of scales can lead to a suppression of the potentially dangerous contributions from initial-state b quarks. This exploits the fact that all commonly available PDF fits assume that the b -quark PDF is zero below some starting scale, usually chosen to be $\mu_I = m_b$. The same is true for the FFs: the FF for the $b \rightarrow B$ transition vanishes

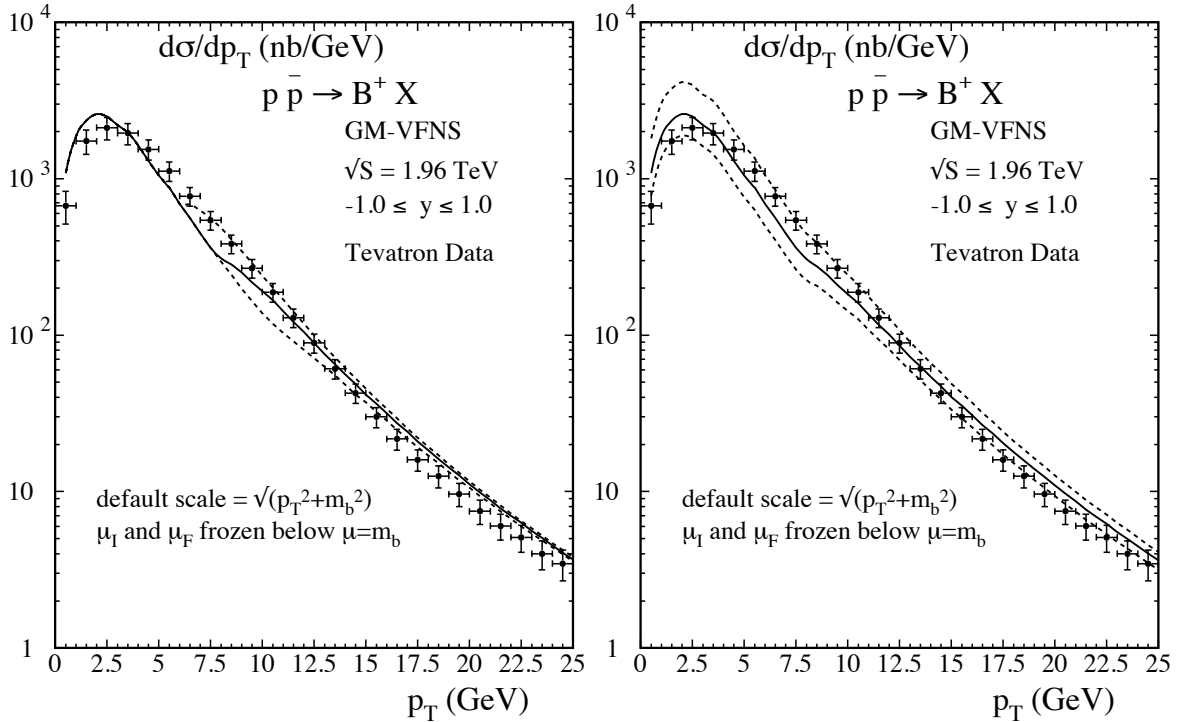


Figure 6: NLO predictions for $d\sigma/dp_T$ of $p\bar{p} \rightarrow B^+ + X$ with $\sqrt{S} = 1.96$ TeV and $-1 \leq y \leq 1$ in the GM-VFNS are compared with CDF data [6]. Left panel: evaluations with $\xi_R = 1$ and $\xi_I = \xi_F = 0.5$, 0.4 (lower dashed line), and 0.6 (upper dashed line). Right panel: evaluations with $\xi_I = \xi_F = 0.5$ and $\xi_R = 1$ (solid line), 0.5 (upper dashed line), and 2 (lower dashed line). If $\xi_{I,F} < 1$, then $\mu_{I,F} = m_b$ is put for $p_T < m_b \sqrt{1/\xi_{I,R}^2 - 1}$.

for $\mu_F < m_b$. Therefore, with $\mu_{I,F} = \xi_{I,F} m_T$, a value $\xi_{I,F} < 1$ will render the b -quark PDF and FF zero for $p_T < m_b \sqrt{1/\xi_{I,F}^2 - 1}$.

In Fig. 6, we show results obtained with such scale choices and compare them with CDF data [6]. Indeed, values for ξ_I and ξ_F of about 1/2 lead to the required suppression of b -quark-initiated contributions. Specifically, in the left panel of Fig. 6, we choose $\xi_R = 1$ and $\xi_I = \xi_F = 0.4, 0.5, 0.6$. In all these cases, there is a turn-over near $p_T = 2.5$ GeV, and the agreement with the CDF data is reasonably good. We impose the additional constraint that μ_I and μ_F are not allowed to take values $\mu_I, \mu_F < m_b$, i.e. the DGLAP evolutions of the PDFs and FFs are frozen below this scale.² This explains the slight bumps that occur in the p_T distribution at $p_T = 6.0, 7.8$, and 10.3 GeV for $\xi_I = \xi_F = 0.6, 0.5$, and 0.4 , respectively. Obviously, the freedom in the choice of the default values of

²In fact, we have to freeze μ_I slightly below m_b , $\mu_I = C m_b$ with $C < 1$, since the b -quark PDF parametrization of the CTEQ6.6M set, which we use here, vanishes only strictly below threshold. For our numerical evaluations, we choose $C = 0.99$.

ξ_I and ξ_F leads to a moderate extra uncertainty close to the transition region, but the results in the small- p_T range, $p_T \lesssim 5$ GeV, and for large p_T values stay unaffected.

Taking now $\xi_R = 1$, $\xi_I = \xi_F = 0.5$ as the new default scale choice, we estimate the theoretical errors in the usual way by varying the scale parameters by a factor 2 up and down about the default scale choice. In fact, it turns out that the variation of μ_R is the dominant source of the theoretical uncertainties, and we simplify the subsequent calculations by only considering variations of ξ_R in the range from 0.5 to 2. Note that we do not introduce an extra prescription to freeze μ_R below m_b because, first, the choice of μ_R is not related to switching off b -quark-initiated subprocesses and, second, full variations of μ_R are needed to obtain realistic estimates of the theoretical uncertainty. The resulting error band is shown in the right panel of Fig. 6. We emphasize that the freedom in choosing specific values of ξ_I and ξ_F as default does not introduce a large additional uncertainty, as may be understood by comparing the left and right panels of Fig. 6.

In Fig. 7, we compare the LHCb data [15] with our theoretical predictions implemented with the scale conventions introduced above. In the left panel, we see again nice agreement between the FFNS predictions and experimental data. The right panel tells us that the data are not quite as well described by the GM-VFNS predictions, but the agreement is quite acceptable, as the data points are covered by the error band for $p_T \gtrsim 2.5$ GeV. In this p_T range, the agreement of the data with predictions obtained in the FONLL scheme [32] is quite similar [15].

In Fig. 8, we show a comparison of results obtained using different PDF parametrizations. Specifically, we use the CT10 [58], MSTW [59], HERA-PDF1.5(NLO) [60], and NNPDF 2.3 [61,62] PDF sets. The CTEQ6.6M [49] PDFs adopted elsewhere in this paper yield a result that is very similar to the one obtained using the CT10 PDFs. We observe that there are differences in the small- p_T range, $p_T \lesssim 4$ GeV, which are somewhat larger than the experimental errors. We should, therefore, expect that B -meson production data at the LHC will help us to further constrain the PDFs. In particular, there is sensitivity to the gluon PDF in this kinematic range.

For completeness, we also consider the production of B^0 and B_s^0 mesons. Appropriate experimental data were published by the LHCb Collaboration in Ref. [15]. In Fig. 9, we present comparisons with NLO predictions in the GM-VFNS using the scale setting and theoretical-error estimation prescriptions described above to find good agreement.

Finally, we compare B^+ -meson production data taken by the ATLAS Collaboration [13] with our NLO GM-VFNS predictions. These data extend into the very-large- p_T range, where we expect the GM-VFNS to be quite appropriate. Indeed, we find good agreement, except for the lowest p_T bin, 9–13 GeV, and for central rapidities, where the data are slightly overestimated. Because of the large p_T values probed, the adjustment of scales to match to the FFNS as described above is not an issue here.

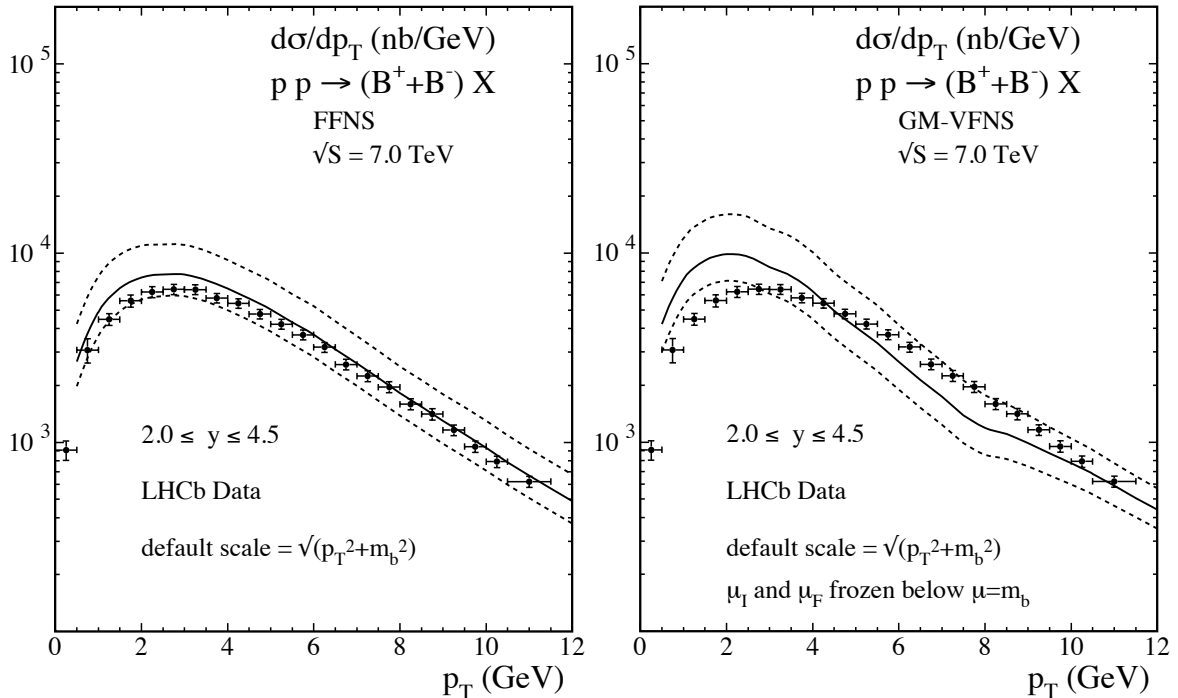


Figure 7: NLO predictions for $d\sigma/dp_T$ of $pp \rightarrow B^\pm + X$ with $\sqrt{S} = 7$ TeV and $2 \leq y \leq 4.5$ in the FFNS (left panel) and the GM-VFNS (right panel) are compared with LHCb data [15]. The default scale choice is $\xi_R = 1$ and $\xi_I = \xi_F = 0.5$ (solid lines), and the theoretical-error bands are obtained by varying ξ_R by a factor of 2 up (lower dashed lines) and down (upper dashed lines). If $\xi_{I,F} < 1$, then $\mu_{I,F} = m_b$ is put for $p_T < m_b \sqrt{1/\xi_{I,R}^2 - 1}$.

3 Conclusions

Any theoretical prediction for hadronic collisions within perturbative QCD requires the factorization of initial- and final-state singularities. This unavoidably introduces factorization scale parameters, which cannot be predicted from theory. Their choice must be based on physical arguments. We exploited the freedom in this choice to find a prescription that extends the reliability of NLO predictions in the GM-VFNS down to small p_T values. With scale parameters $\xi_I < 1$, it is possible to eliminate contributions from the heavy quark in the initial state. These contributions, dominated by the subprocess $gb \rightarrow gb$, are treated in the parton model with zero quark masses and would lead to an unphysical increase of the cross section for $p_T \rightarrow 0$. We showed, however, that with a judicious choice of ξ_R , ξ_I , and ξ_F , one can switch off these contributions in the small- p_T range. Our prescription leads to a modified GM-VFNS yielding results in good agreement with recent data from the Tevatron and LHC experiments.

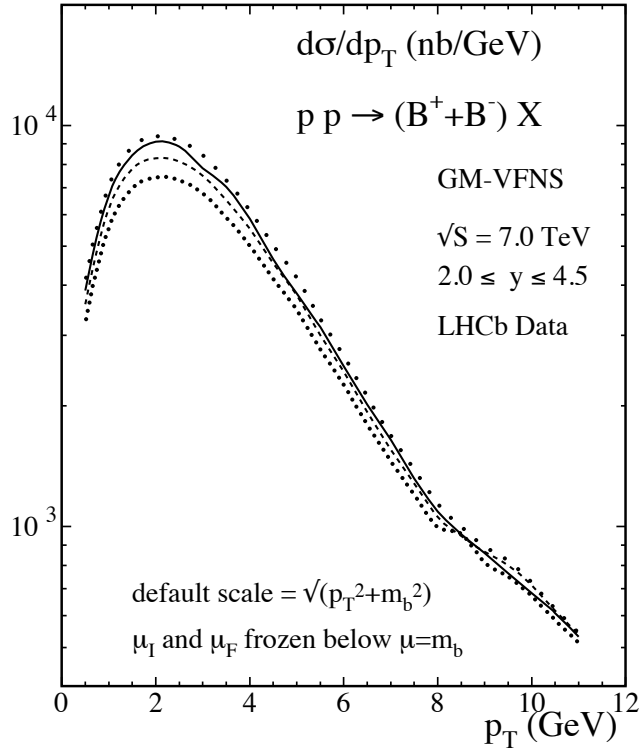


Figure 8: NLO predictions for $d\sigma/dp_T$ of $pp \rightarrow B^\pm + X$ with $\sqrt{S} = 7$ TeV and $2 \leq y \leq 4.5$ in the GM-VFNS with default scale choice are compared with LHCb data [15]. The PDF error is estimated by using the CT10 (solid line) [58], MSTW (dashed line) [59], HERA-PDF1.5(NLO) (lower dotted line) [60], and NNPDF 2.3 (upper dotted line) [61,62] sets.

Acknowledgment

We thank I. Bierenbaum for help in checking some of our numerical calculations and J. Rojo for clarifying an issue related to the heavy-quark threshold used in the NNPDF PDFs [61,62]. This work was supported in part by the German Federal Ministry for Education and Research BMBF through Grant No. 05H12GUE.

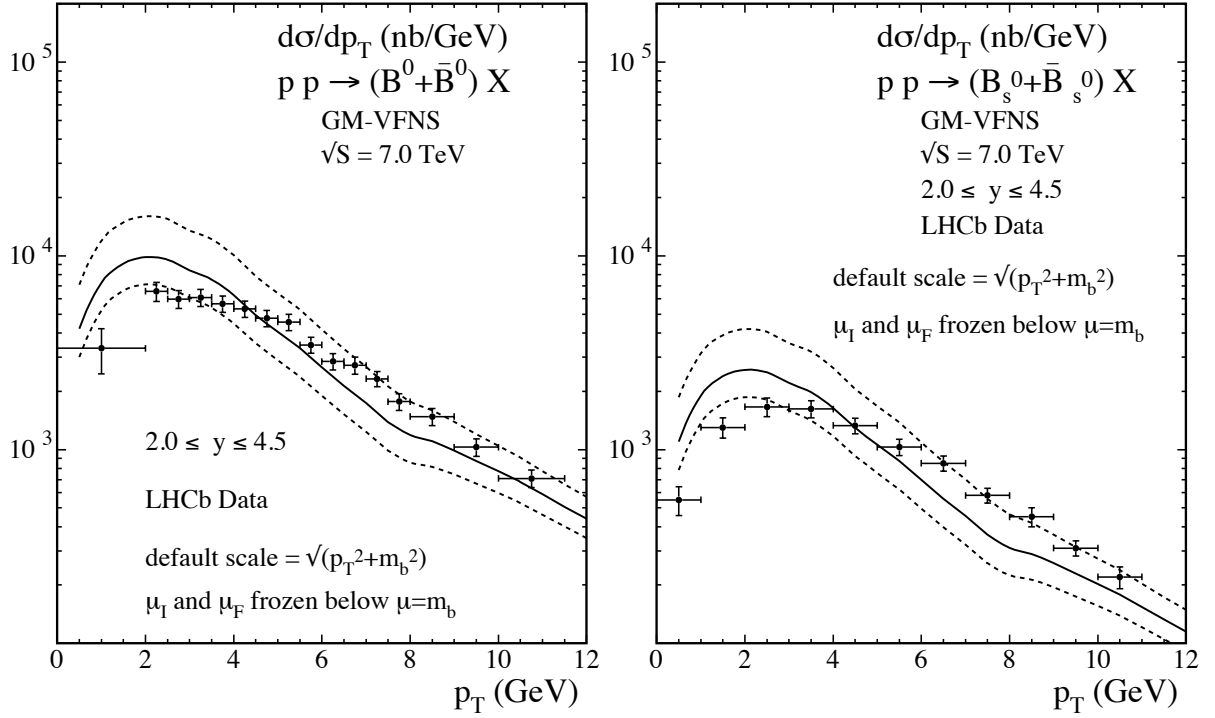


Figure 9: NLO predictions for $d\sigma/dp_T$ of $pp \rightarrow B^0/\bar{B}^0 + X$ (left panel) and $pp \rightarrow B_s^0/\bar{B}_s^0 + X$ (right panel) with $\sqrt{S} = 7$ TeV and $2 \leq y \leq 4.5$ in the GM-VFNS are compared with LHCb data [15]. The default predictions and theoretical-error bands are evaluated as in the right panel of Fig. 6.

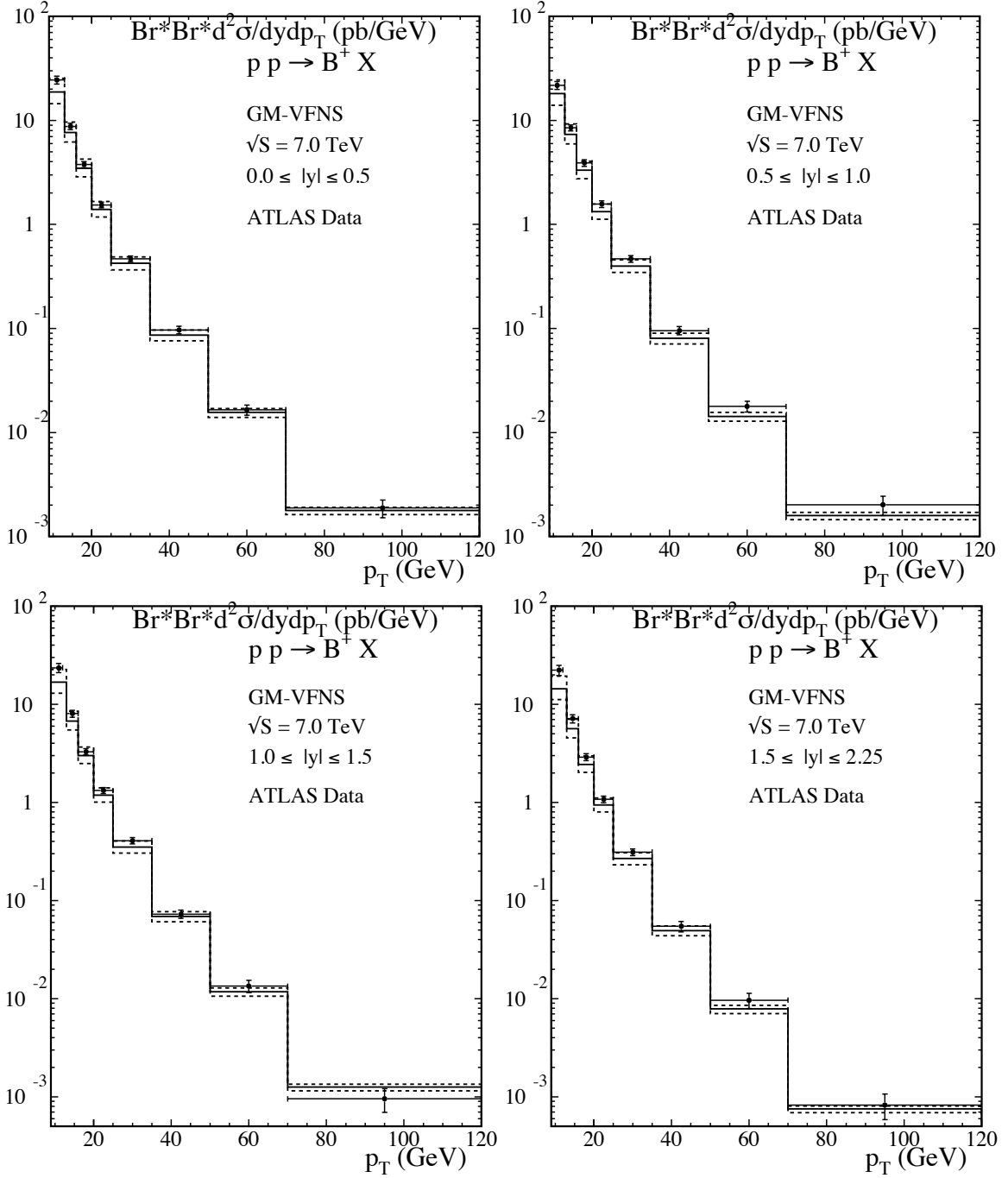


Figure 10: NLO predictions for $d\sigma/dp_T$ of $pp \rightarrow B^+ + X$ with $\sqrt{S} = 7$ TeV and $0 \leq y \leq 0.5$ (upper left panel), $0.5 \leq y \leq 1$ (upper right panel), $1 \leq y \leq 1.5$ (lower left panel), and $1.5 \leq y \leq 2.25$ (lower right panel) in the GM-VFNS are compared with ATLAS data [13]. The default predictions and theoretical-error bands are evaluated as in the right panel of Fig. 6.

References

- [1] C. Albajar *et al.* (UA1 Collaboration), Phys. Lett. B **213**, 405 (1988).
- [2] F. Abe *et al.* (CDF Collaboration), Phys. Rev. Lett. **75**, 1451 (1995) [arXiv:hep-ex/9503013];
- [3] D. E. Acosta *et al.* (CDF Collaboration), Phys. Rev. D **66**, 052005 (2002).
- [4] S. Abachi *et al.* (D0 Collaboration), Phys. Rev. Lett. **74**, 3548 (1995);
- [5] B. Abbott *et al.* (D0 Collaboration), Phys. Rev. Lett. **84**, 5478 (2000) [hep-ex/9907029].
- [6] D. Acosta *et al.* (CDF Collaboration), Phys. Rev. D **71**, 032001 (2005) [arXiv:hep-ex/0412071];
- [7] A. Abulencia *et al.* (CDF Collaboration), Phys. Rev. D **75**, 012010 (2007) [hep-ex/0612015];
- [8] T. Aaltonen *et al.* (CDF Collaboration), Phys. Rev. D **79**, 092003 (2009) [arXiv:0903.2403 [hep-ex]].
- [9] V. Khachatryan *et al.* (CMS Collaboration), Phys. Rev. Lett. **106**, 112001 (2011) [arXiv:1101.0131 [hep-ex]].
- [10] S. Chatrchyan *et al.* (CMS Collaboration), Phys. Rev. Lett. **106**, 252001 (2011) [arXiv:1104.2892 [hep-ex]].
- [11] S. Chatrchyan *et al.* (CMS Collaboration), Phys. Rev. **D84**, 052008 (2011) [arXiv:1106.4048 [hep-ex]].
- [12] G. Aad *et al.* (ATLAS Collaboration), Nucl. Phys. B **864**, 341 (2012) [arXiv:1206.3122 [hep-ex]].
- [13] G. Aad *et al.* (ATLAS Collaboration), JHEP **1310**, 042 (2013) [arXiv:1307.0126 [hep-ex]].
- [14] R. Aaij *et al.* (LHCb Collaboration), JHEP **1204**, 093 (2012) [arXiv:1202.4812 [hep-ex]].
- [15] R. Aaij *et al.* (LHCb Collaboration), JHEP **1308**, 117 (2013) [arXiv:1306.3663 [hep-ex]].
- [16] P. Nason, S. Dawson and R. K. Ellis, Nucl. Phys. B **303**, 607 (1988).
- [17] P. Nason, S. Dawson, and R. K. Ellis, Nucl. Phys. B **327**, 49 (1989) [Erratum-ibid. B **335**, 260 (1990)].

- [18] W. Beenakker, H. Kuijf, W. L. van Neerven, and J. Smith, Phys. Rev. D **40**, 54 (1989).
- [19] W. Beenakker, W. L. van Neerven, R. Meng, G. A. Schuler, and J. Smith, Nucl. Phys. B **351**, 507 (1991).
- [20] I. Bojak and M. Stratmann, Phys. Rev. D **67**, 034010 (2003) [arXiv:hep-ph/0112276].
- [21] M. Cacciari and M. Greco, Nucl. Phys. **B421**, 530 (1994) [arXiv:hep-ph/9311260].
- [22] B. A. Kniehl, M. Krämer, G. Kramer, and M. Spira, Phys. Lett. B **356**, 539 (1995) [arXiv:hep-ph/9505410].
- [23] M. Cacciari, M. Greco, B. A. Kniehl, M. Krämer, G. Kramer, and M. Spira, Nucl. Phys. **B466**, 173 (1996) [arXiv:hep-ph/9512246].
- [24] J. Binnewies, B. A. Kniehl, and G. Kramer, Z. Phys. C **76**, 677 (1997) [arXiv:hep-ph/9702408].
- [25] B. A. Kniehl, G. Kramer, and M. Spira, Z. Phys. C **76**, 689 (1997) [arXiv:hep-ph/9610267].
- [26] J. Binnewies, B. A. Kniehl, and G. Kramer, Phys. Rev. D **58**, 014014 (1998) [arXiv:hep-ph/9712482].
- [27] J. Binnewies, B. A. Kniehl, and G. Kramer, Phys. Rev. D **58**, 034016 (1998) [arXiv:hep-ph/9802231].
- [28] B. A. Kniehl and G. Kramer, Phys. Rev. D **60**, 014006 (1999) [arXiv:hep-ph/9901348].
- [29] B. A. Kniehl, in *Proceedings of the 14th Topical Conference on Hadron Collider Physics: Hadron Collider Physics 2002*, Karlsruhe, Germany, 2002, edited by M. Erdmann and Th. Müller (Springer, Berlin, 2003), p. 161 [arXiv:hep-ph/0211008].
- [30] B. A. Kniehl and G. Kramer, Phys. Rev. D **71**, 094013 (2005) [arXiv:hep-ph/0504058].
- [31] B. A. Kniehl and G. Kramer, Phys. Rev. D **74**, 037502 (2006) [arXiv:hep-ph/0607306].
- [32] M. Cacciari, S. Frixione, N. Houdeau, M. L. Mangano, P. Nason, and G. Ridolfi, JHEP **1210** (2012) 137 [arXiv:1205.6344 [hep-ph]].
- [33] G. Kramer and H. Spiesberger, Eur. Phys. J. C **22**, 289 (2001) [arXiv:hep-ph/0109167].
- [34] G. Kramer and H. Spiesberger, Eur. Phys. J. C **28**, 495 (2003) [arXiv:hep-ph/0302081].

- [35] G. Kramer and H. Spiesberger, *Eur. Phys. J. C* **38**, 309 (2004) [hep-ph/0311062].
- [36] B. A. Kniehl, G. Kramer, I. Schienbein, and H. Spiesberger, *Phys. Rev. D* **71**, 014018 (2005) [arXiv:hep-ph/0410289].
- [37] B. A. Kniehl, G. Kramer, I. Schienbein, and H. Spiesberger, *Eur. Phys. J. C* **41**, 199 (2005) [arXiv:hep-ph/0502194].
- [38] B. A. Kniehl, G. Kramer, I. Schienbein, and H. Spiesberger, *AIP Conf. Proc.* **792**, 867 (2005) [arXiv:hep-ph/0507068].
- [39] B. A. Kniehl, G. Kramer, I. Schienbein and H. Spiesberger, *Phys. Rev. Lett.* **96**, 012001 (2006) [arXiv:hep-ph/0508129].
- [40] B. A. Kniehl, G. Kramer, I. Schienbein, and H. Spiesberger, *Phys. Rev. D* **77**, 014011 (2008) [arXiv:0705.4392 [hep-ph]].
- [41] T. Kneesch, B. A. Kniehl, G. Kramer, and I. Schienbein, *Nucl. Phys. B* **799**, 34 (2008) [arXiv:0712.0481 [hep-ph]].
- [42] B. A. Kniehl, G. Kramer, I. Schienbein and H. Spiesberger, *Phys. Rev. D* **79**, 094009 (2009) [arXiv:0901.4130 [hep-ph]].
- [43] B. A. Kniehl, G. Kramer, I. Schienbein, and H. Spiesberger, *Eur. Phys. J. C* **62**, 365 (2009) [arXiv:0902.3166 [hep-ph]].
- [44] G. Kramer and H. Spiesberger, *Phys. Lett. B* **679**, 223 (2009) [arXiv:0906.2533 [hep-ph]].
- [45] B. A. Kniehl, G. Kramer, I. Schienbein, and H. Spiesberger, *Phys. Rev. D* **84**, 094026 (2011) [arXiv:1109.2472 [hep-ph]].
- [46] B. A. Kniehl, G. Kramer, I. Schienbein, and H. Spiesberger, *Eur. Phys. J. C* **72**, 2082 (2012) [arXiv:1202.0439 [hep-ph]].
- [47] M. A. G. Aivazis, J. C. Collins, F. I. Olness, and W. K. Tung, *Phys. Rev. D* **50**, 3102 (1994) [hep-ph/9312319].
- [48] S. Kretzer and I. Schienbein, *Phys. Rev. D* **58**, 094035 (1998) [hep-ph/9805233].
- [49] P. M. Nadolsky *et al.* (CTEQ Collaboration), *Phys. Rev. D* **78**, 013004 (2008) [arXiv:0802.0007 [hep-ph]].
- [50] K. Nakamura *et al.* (Particle Data Group), *J. Phys. G* **37**, 075021 (2010).
- [51] C. Peterson, D. Schlatter, I. Schmitt, and P. M. Zerwas, *Phys. Rev. D* **27**, 105 (1983).
- [52] S. Albino, B. A. Kniehl, and G. Kramer, *Nucl. Phys. B* **803** (2008) 42 [arXiv:0803.2768 [hep-ph]].

- [53] J. C. Collins, Phys. Rev. D **58**, 094002 (1998) [hep-ph/9806259].
- [54] W. K. Tung, S. Kretzer, and C. Schmidt, J. Phys. G **28**, 983 (2002) [hep-ph/0110247].
- [55] A. Kusina, F. I. Olness, I. Schienbein, T. Jezo, K. Kovarik, T. Stavreva, and J. Y. Yu, Phys. Rev. D **88**, no. 7, 074032 (2013) [arXiv:1306.6553 [hep-ph]].
- [56] M. Cacciari, M. Greco, and P. Nason, JHEP **9805**, 007 (1998) [arXiv:hep-ph/9803400];
- [57] F. I. Olness, R. J. Scalise, and W. K. Tung, Phys. Rev. D **59**, 014506 (1999) [hep-ph/9712494].
- [58] H. L. Lai, M. Guzzi, J. Huston, Z. Li, P. M. Nadolsky, J. Pumplin, and C.-P. Yuan, Phys. Rev. D **82**, 074024 (2010) [arXiv:1007.2241 [hep-ph]].
- [59] A. D. Martin, W. J. Stirling, R. S. Thorne, and G. Watt, Eur. Phys. J. C **64**, 653 (2009) [arXiv:0905.3531 [hep-ph]].
- [60] <https://wiki-zeuthen.desy.de/HERAFitter>
- [61] R. D. Ball, V. Bertone, F. Cerutti, L. Del Debbio, S. Forte, A. Guffanti, J. I. Latorre, J. Rojo, and M. Ubiali (NNPDF Collaboration), Nucl. Phys. B **849**, 296 (2011) [arXiv:1101.1300 [hep-ph]].
- [62] R. D. Ball, V. Bertone, F. Cerutti, L. Del Debbio, S. Forte, A. Guffanti, J. I. Latorre, J. Rojo, and M. Ubiali (NNPDF Collaboration), Nucl. Phys. B **855**, 153 (2012) [arXiv:1107.2652 [hep-ph]].